

February 14, 2017 - Work Session  
Agenda Item #2

Subject

Opioid Work Session - First in a Series

Briefings

Briefing Provided Upon Request

Contact and/or Presenter Information

Joshua T. Barnett, Health Care Services Manager, Community Services/Neighborhood Services Department  
941-749-3030 ext 3978

Cheri Coryea, Director, Neighborhood and Community Services Departments, 941-749-3029 ext 3468

Action Requested

Provide an introductory data-informed presentation to facilitate a Board of County Commissioners' Work Session on the topic of Opioids and their local effects in Manatee County.

Enabling/Regulating Authority

F.S. 125

Background Discussion

Opioids in their various prescription, illicit, and synthetic forms have adversely impacted Manatee County disproportionately as compared to neighboring counties. This initial presentation is potentially the first of a three-part series that seeks to facilitate data-informed presentation and discussion sessions eliciting how the County identifies their role in addressing this multifactorial problem.

County Attorney Review

Not Reviewed (No apparent legal issues)

Explanation of Other

Reviewing Attorney

N/A

Instructions to Board Records

N/A

Cost and Funds Source Account Number and Name

None

Manatee County Government Administrative Center  
Manatee Room, Fourth Floor  
9:00 a.m. - February 14, 2017

Amount and Frequency of Recurring Costs  
None

# Opioid Work Session

## Manatee Board of County Commissioners

*Manatee County Government  
Neighborhood Services Department  
Division of Community Services, Health Care Services*

Joshua T. Barnett, Health Care Services Manager  
Cheri Coryea, Neighborhood Services Director



# Agenda & Objectives

1. Multi-Phase Opioid Introductory Discussion
2. County Impact
  - *Systems Burden*
3. Defining the Opioid Epidemic
  - *Etiology, Evolution, and Contextual Analyses*
  - *Secondary Data Analysis*
  - *GIS Mapping*
4. Societal Impacts, Challenges and Limitations
5. Discussion with Q&A
  - *BCC Work Session with SME's  
(Subject Matter Experts)*



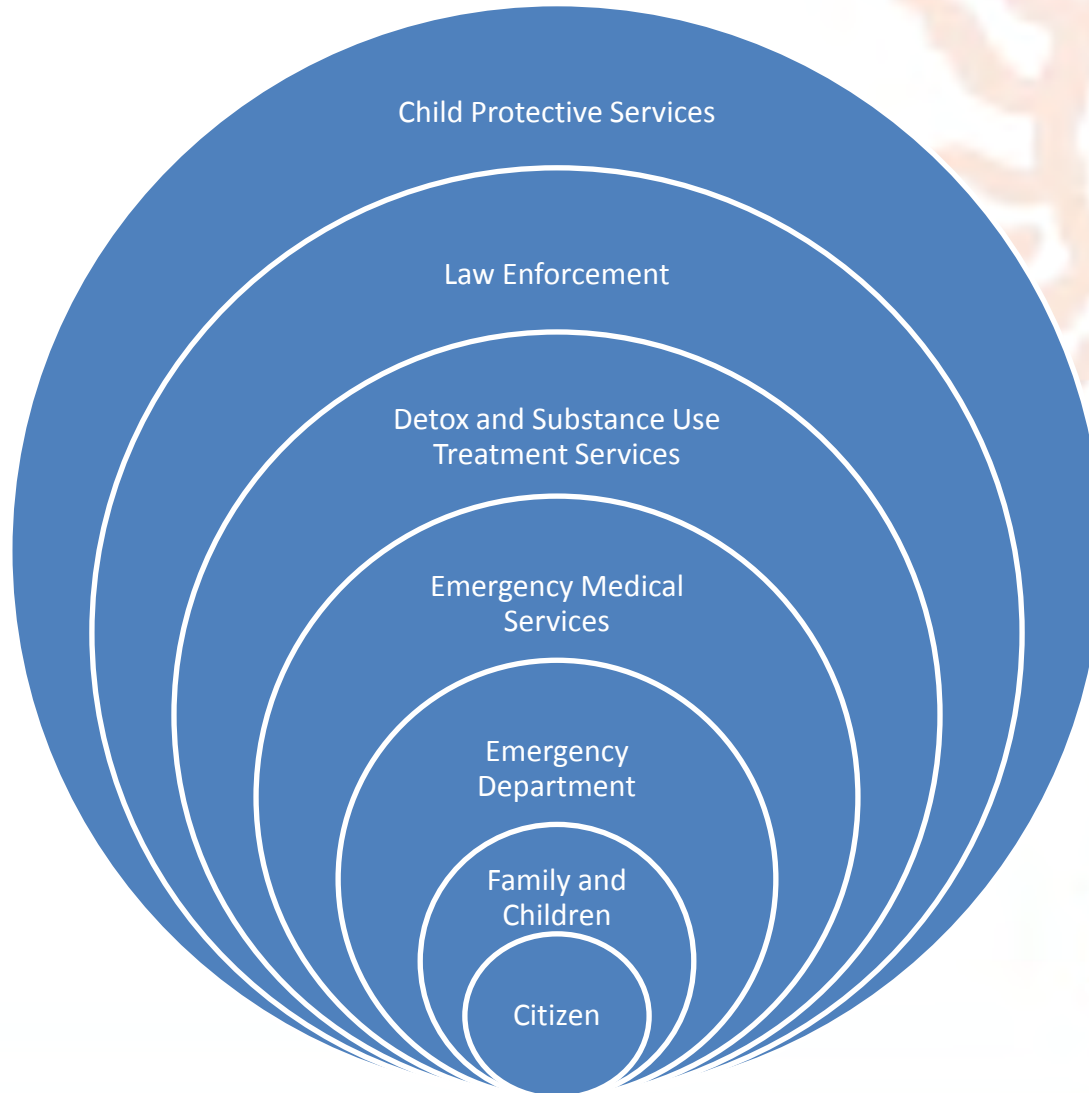
# 3 Work Session Goals

## *Introductory Discussion Framework*

1. Non-Monetary Investment
2. Results-First Oriented Participation as a Board
3. Elicit Next Work Session Interests



# Impacted Entities



# Partnership Acknowledgements

- Drug Free Manatee
- Florida Department of Health in Manatee County
- Manatee County EMS
- Manatee County Sherriff's Office
- City of Bradenton Police Department
- Centerstone Behavioral Health
- Medical Examiner of District 12
- Medical Society of Manatee County
- Central Florida Behavioral Health Network
- Family Safety Alliance
- And others....



# Opioid Epidemic

- **Opioid** Pain treating prescription medications or Illicit drugs minimizing perception of pain via “reward centers” responsible for mood, breathing, and blood pressure
- **Etiology of Opioid Use Disorder**
  - Repeat or Prolonged Exposure = Dependence/Addiction/Tolerance
  - Genetic, Situational, and Societal Factors
  - “Dying” feeling is withdrawal symptom
- **Analogy: Polio or Smallpox**
- **Approach(es) to Treating an Epidemic**





# Opiate Medications and Drugs

## *Pain Medications*

- Morphine
- Codeine
- Methadone
- Oxycodone
- Hydrocodone
- Fentanyl
- Hydromorphone
- Bupenorphine

## *Illicit or Misused Drugs*

- Heroin
- Synthetics i.e. Carfentanyl

### Driving Forces:

1. Increased Regulatory Pressures to Increase Opioid Prescribing
2. Pharmaceutical Industry Practices
3. Unanticipated Policy Consequences



# Opioid-Overdose Death Statistics

2015 County, State and National Opioid-related Overdose Death Rates / 100,000		
<b>Manatee (County)</b>	Age Adjusted Rate 48.3	60.5% 1 year increase
	145 Deaths	64.8% 1 year increase
<b>Florida (State)</b>	Age Adjusted Rate 14.9	22.1% 1 year increase
Manatee County accounts for 4.91% of all Opioid-related overdose deaths 33.4 additional deaths / 100,000		
<b>United States (National)</b>	Age Adjusted Rate 14.5	30% of the County Rate

Source: Centers for Disease Control and Prevention, National Center for Health Statistics. Compressed Mortality File  
(<http://wonder.cdc.gov/cmfi10.html>)



# Manatee County Para-medicine Secondary Data Analysis

## 2016 EMS Narcan Administration

■ 20-24   
 ■ 25-34   
 ■ 35-44   
 ■ 45-54



'16 Narcan = 2521

REPEATS = 1247 49.5%  
>7 Repeats = Age 25-41 (31)

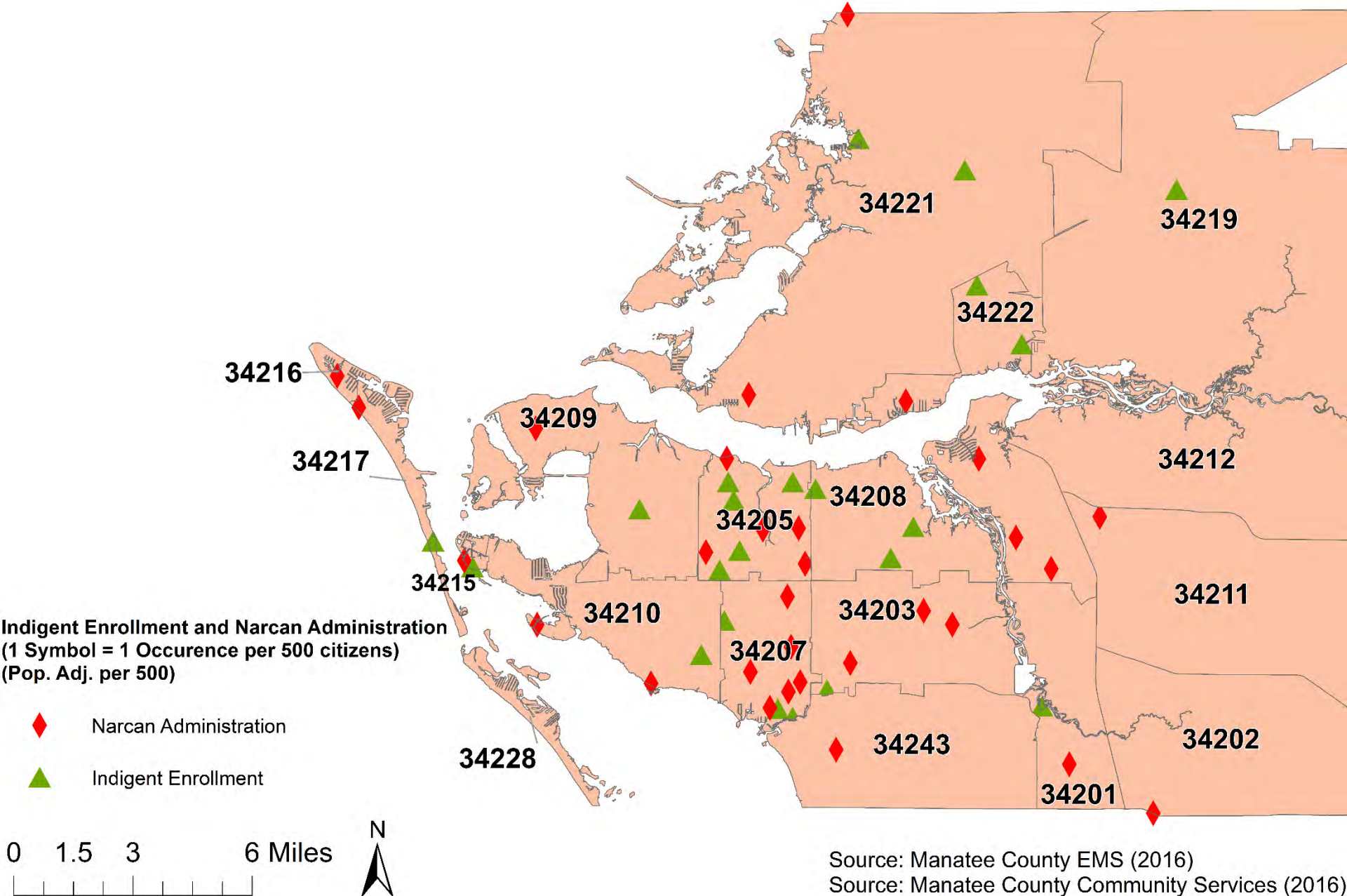
GENDER	MALES	65.8%
RACE	WHITE	89.9%
34207	605	
34205	502	58.2%
34208	359	
Days	Wednesday Friday	32.4%
Hours	3PM – 8PM	41.4% (170 – 186)

Source: Manatee County Paramedicine, Overdose Repeat Patients, Demographics, and Volume (2016)

\*Note: Repeat-data is attributable value

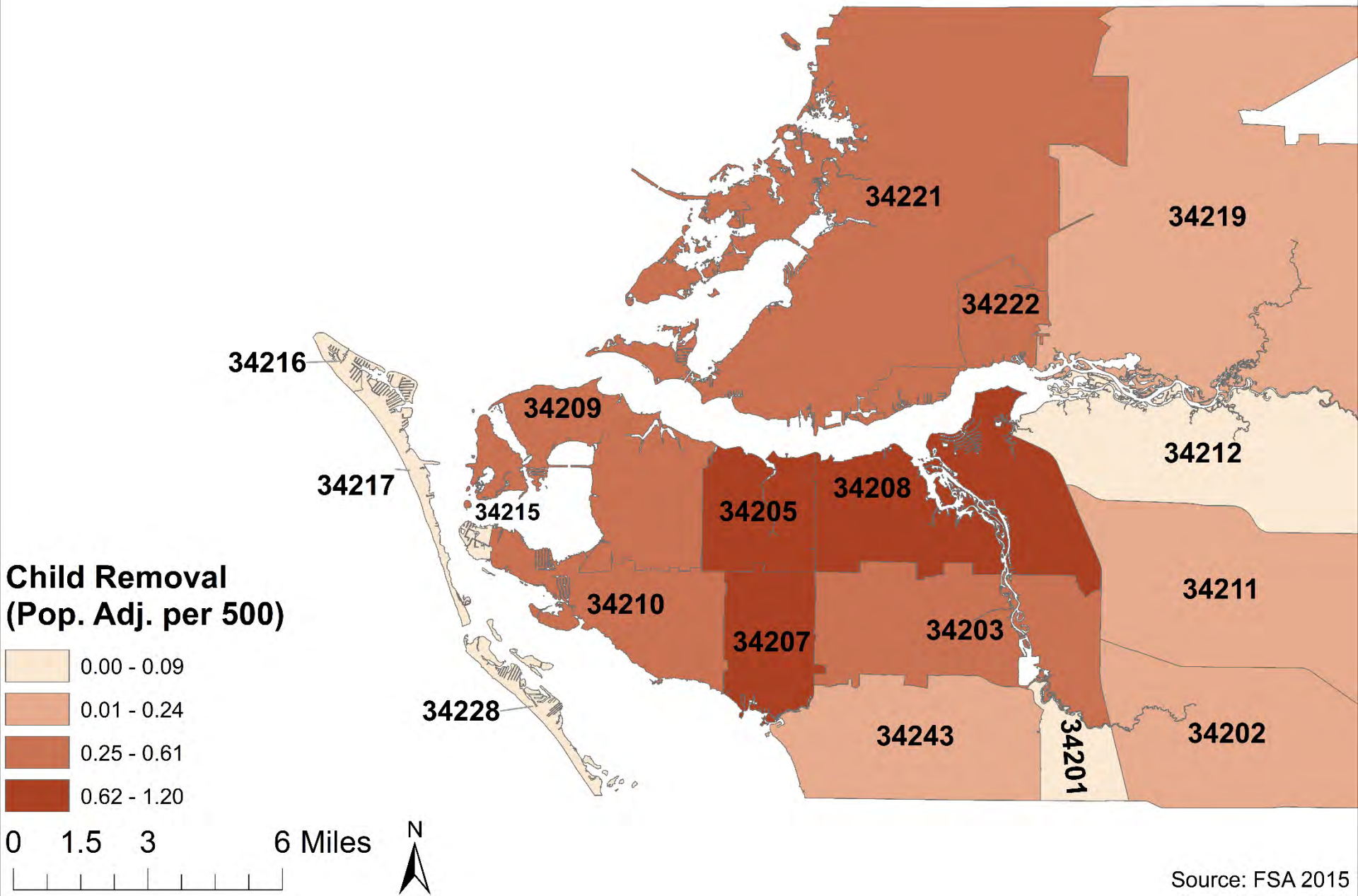


# Narcan Administration and Indigent Enrollment Rates in Manatee County, 2016

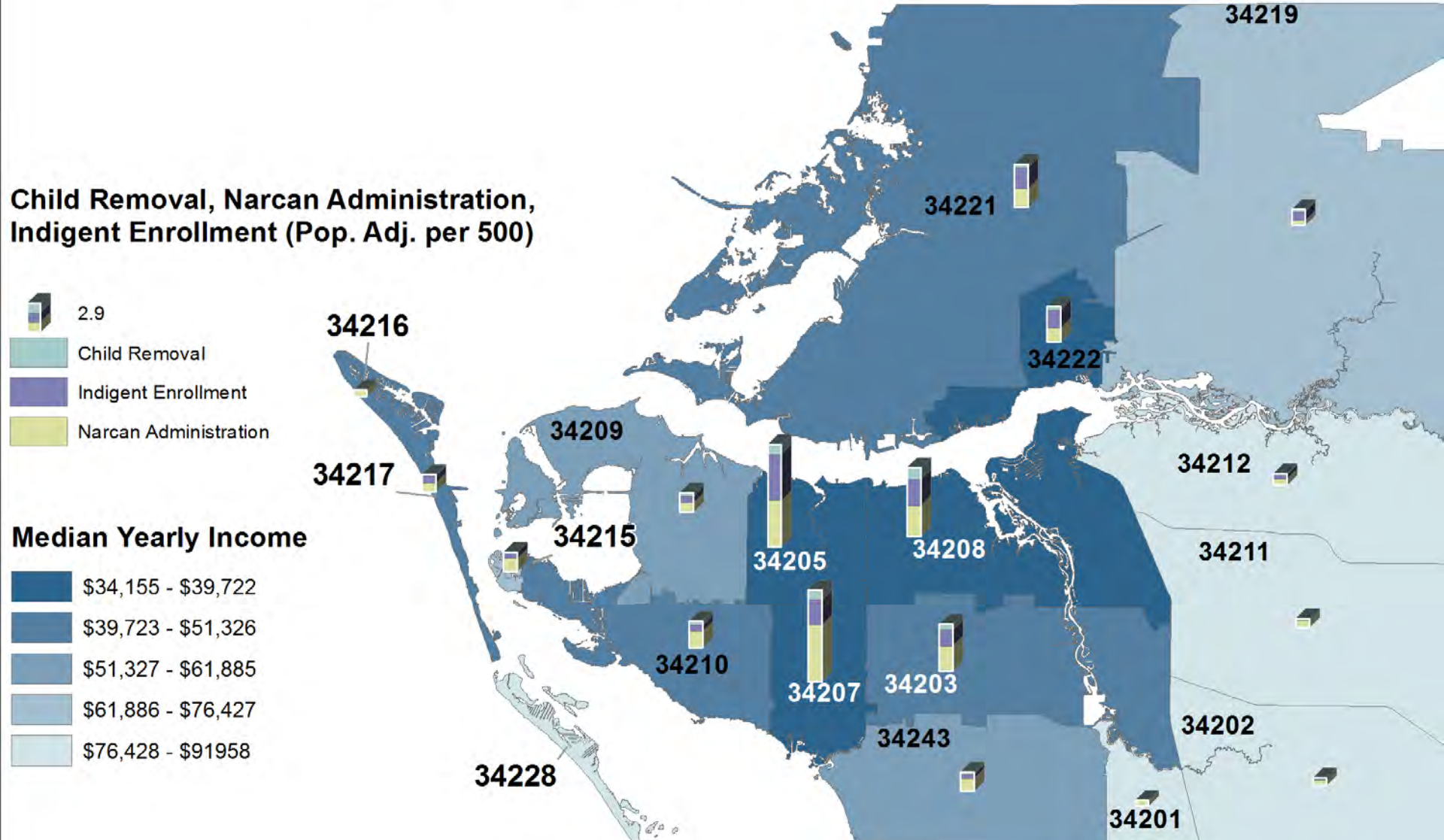




# Child Removal Rates in Manatee County, 2015



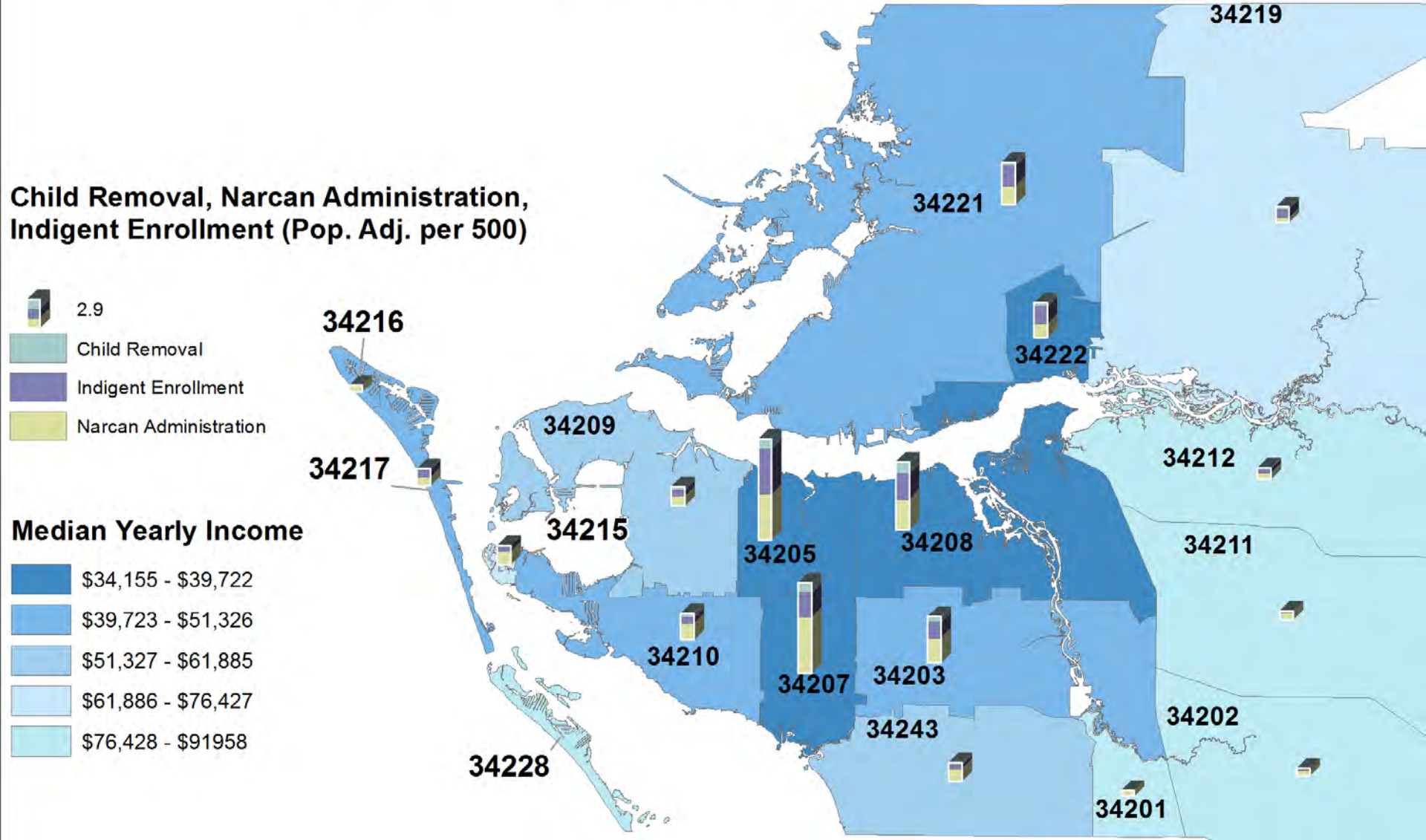
# Administration of Narcan, Indigent Enrollment, Child Removal, and Median Yearly Income in Manatee County



Source: Census 2015 Income Data  
 Source: FSA 2015  
 Source: Manatee County Community Services 2016  
 Source: Manatee County EMS 2016



# Administration of Narcan, Indigent Enrollment, Child Removal, and Median Yearly Income in Manatee County



Source: Census 2015 Income Data  
 Source: FSA 2015  
 Source: Manatee County Community Services 2016  
 Source: Manatee County EMS 2016

# Individual & Societal Impacts

- Individual Level
  - Physical Health
  - Mental Health
  - Behavioral Changes
  - Social Functioning
- Societal & Community
  - Family
  - Job Loss / Productivity
  - Services Burden
  - Change in Focus





Addiction Crisis Taskforce  
Consensus Statement  
2017

*“Community Partnerships  
Promoting Education and Training  
of Evidence-Based Prevention  
Strategies”*



# Challenges and Limitations

- Behavioral Change
- Evidence Based Treatment i.e. CBT
- Co-Occurring Psychiatric Disorders and Pain
- Critical Analysis
- Capitalizing upon Current Investments
- Expect More of Limited Resources
- Not a Cure, then what is the Answer?



# Review then Discussion

- i. Reviewed its Impact Locally
- ii. Defined the Epidemic
- iii. Community Efforts
- iv. Common Challenges & Limitations
- v. Now – Opportunities for Change



# References Cited

Alexander GC, Fratteroli S, Gielen AC, eds. *The Prescription Opioid Epidemic: An Evidence-Based Approach*. Johns Hopkins Bloomberg School of Public Health, Baltimore, Maryland: 2015

Addiction Crisis Taskforce, Consensus Statement. Drug Free Manatee 2017.

Centers for Disease Control and Prevention, National Center for Health Statistics. Multiple Cause of Death 1999-2014 on CDC WONDER online database, released 2015. Data from Multiple Cause of Death Files, 1999-2014, as compiled from data provided by 57 vital statistics jurisdictions through the Vital Statistics Cooperative Program. Accessed at <http://wonder.cdc.gov/mcd-icd10.html>

Chang H., L. *Impact of prescription drug monitoring programs and pill mill laws on high-risk opioid prescribers: A comparative interrupted time series analysis*. *Drug & Alcohol Dependence* , Volume 165 , 1 - 8

Child Protection Investigations. Manatee County Sheriff's Office. Monthly Shelter Reports 2016.

Drugs Identified in Deceased Persons by Florida Medical Examiners. 2015 Annual Report. Florida Department of Law Enforcement. September 2016.



*Thank You*

*E-mail Questions*

**JOSHUA T. BARNETT, MHS, MA, CPRP, ICCDP-DIPLOMATE**  
**HEALTH CARE SERVICES MANAGER**

**[joshua.barnett@mymanatee.org](mailto:joshua.barnett@mymanatee.org)**



# 3 Work Session Discussion Goals

## *Introductory Discussion Framework*

1. Non Monetary Investment
2. Results-First Oriented Participation as a Board
3. Elicit Next Meeting Work Session Interests



# Narcan Administration Cartogram (Pop. Adj. per 500)

