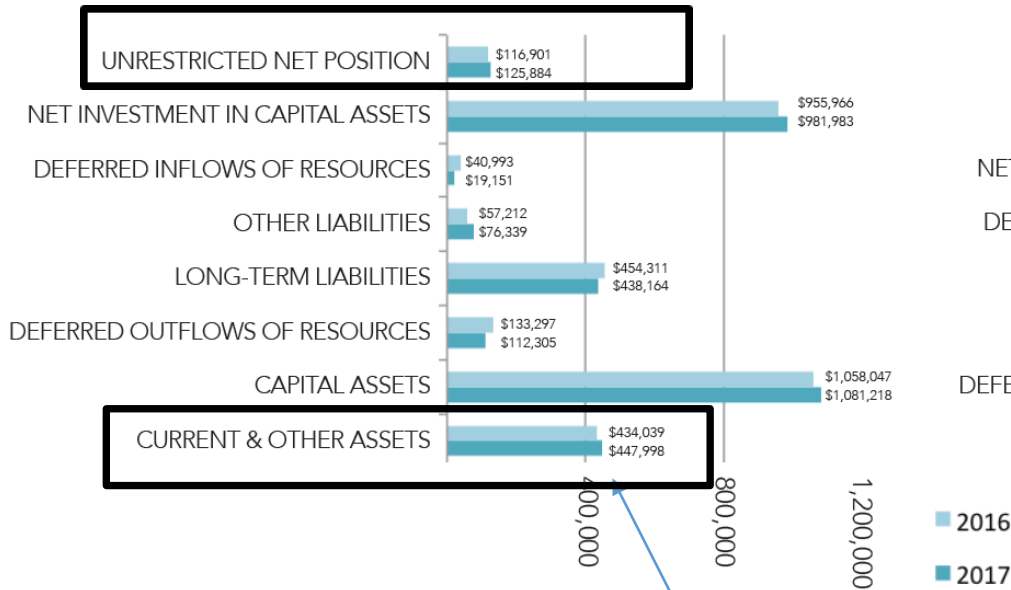


# POPULAR REPORT

## Governmental Activities

(Amounts expressed in thousands)

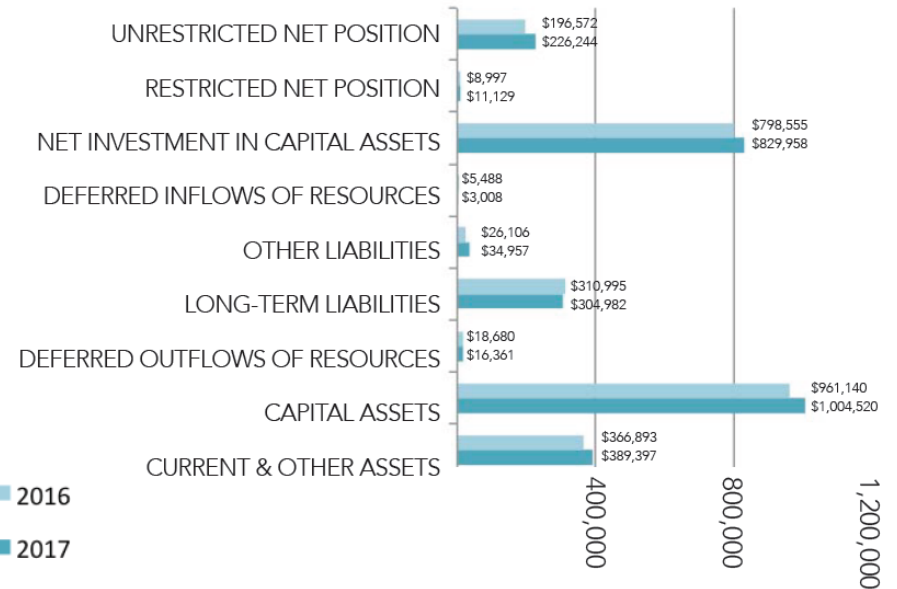


Current/Other Assets - \$447,998

Unrestricted Net Position - \$125,864

## Business-Type Activities

(Amounts expressed in thousands)



Total: \$837,395

Total: \$352,128

# BUDGET-

Revenues	\$	xxxx
Total Available Revenues	\$	xxxx
Expenses	\$	xxxx
Reserves	\$	xxxx
Total Expenses	\$	xxxx
Difference	\$	-

**Manatee County Recommended Budget Summary**  
**Proposed Fiscal Year 2018-2019**

	General Fund	Transportation Trust Fund	Special Revenue Funds	Debt Service Funds	Capital Projects Funds	Enterprise Funds	Internal Service Funds	Totals
<b>Sources</b>								
<b>Property Taxes:</b>								
General Fund	5.2942	190,904,684	-	-	-	-	-	\$ 190,904,684
Transportation	0.2536	-	9,144,616	-	-	-	-	9,144,616
Library	0.2475	-	-	8,924,655	-	-	-	8,924,655
Parks	0.3040	-	-	10,962,001	-	-	-	10,962,001
Unincorporated MSTU	0.6109	-	-	15,943,048	-	-	-	15,943,048
Children's Services	0.3333	-	-	12,018,536	-	-	-	12,018,536
Palm Aire MSTU	0.2546	-	-	115,495	-	-	-	115,495
Voted Debt Services	0.0000	-	-	-	-	-	-	-
<b>Other Taxes:</b>								
	3,097,895	21,986,840	42,921,240	-	-	-	-	68,005,975
<b>Licenses &amp; Permits:</b>								
	778,669	-	8,633,190	-	-	22,500	-	9,434,359
<b>Intergovernmental:</b>								
Federal	-	-	1,530,334	-	-	-	-	1,530,334
State	38,695,321	6,055,824	1,388,863	-	-	1,600,000	-	47,740,008
Other	11,687,446	-	23,175	-	-	-	-	11,710,621
<b>Charge for Service:</b>								
Public Utilities	-	-	-	-	-	179,932,839	-	179,932,839
Other	33,946,303	1,098,644	5,550,914	-	-	18,744,733	-	59,340,594
<b>Fines &amp; Forfeitures:</b>								
	621,000	-	1,369,856	-	-	20,000	-	2,010,856
<b>Miscellaneous Revenues:</b>								
Interest Income	1,480,000	137,112	1,029,591	4,700	406,201	1,967,234	284,944	5,309,782
Other	5,251,185	1,185,000	17,091,956	-	-	3,757,935	2,487,890	29,773,966
<b>Total Revenue</b>	<b>286,462,503</b>	<b>39,608,036</b>	<b>127,502,854</b>	<b>4,700</b>	<b>406,201</b>	<b>206,045,241</b>	<b>2,772,834</b>	<b>\$ 662,802,369</b>
<b>Non-Revenue:</b>								
Cash Carryover	87,367,321	21,089,429	132,497,208	131,604	17,657,241	181,141,767	-	439,884,570
Internal Services	-	-	-	-	-	-	137,277,219	137,277,219
Interfund Transfers	5,190,549	4,838,386	54,874,873	18,761,905	26,505,023	84,412,082	470,000	195,052,818
Statutory 5%	(14,323,125)	(1,980,402)	(6,375,143)	(235)	(20,311)	(10,302,263)	(4,226,215)	(37,227,694)
<b>Total Non-Revenue</b>	<b>78,234,745</b>	<b>23,947,413</b>	<b>180,996,938</b>	<b>18,893,274</b>	<b>44,141,953</b>	<b>255,251,586</b>	<b>133,521,004</b>	<b>\$ 734,986,913</b>
<b>Gross Sources</b>	<b>364,697,248</b>	<b>63,555,449</b>	<b>308,499,792</b>	<b>18,897,974</b>	<b>44,548,154</b>	<b>461,296,827</b>	<b>136,293,838</b>	<b>\$ 1,397,789,282</b>
<b>Less:</b>								
Cash Balance	(73,235,557)	(16,461,909)	(101,122,271)	(134,079)	(5,954,691)	(147,768,170)	-	(344,676,677)
Interfund Transfers	(5,190,549)	(4,838,386)	(54,874,873)	(18,761,905)	(26,505,023)	(84,412,082)	(470,000)	(195,052,818)
Internal Services	-	-	-	-	-	-	(135,823,838)	(135,823,838)
Prior Year Project/Grant Balances	-	-	-	-	-	-	-	-
Other Special Taxing Districts	-	-	-	-	-	-	-	-
	(78,426,106)	(21,300,295)	(155,997,144)	(18,895,984)	(32,459,714)	(232,180,252)	(136,293,838)	(675,553,333)
<b>Net New Sources</b>	<b>286,271,142</b>	<b>42,255,154</b>	<b>152,502,648</b>	<b>1,990</b>	<b>12,088,440</b>	<b>229,116,575</b>	<b>-</b>	<b>722,235,949</b>

**Affordable Housing Subsidy Fund**

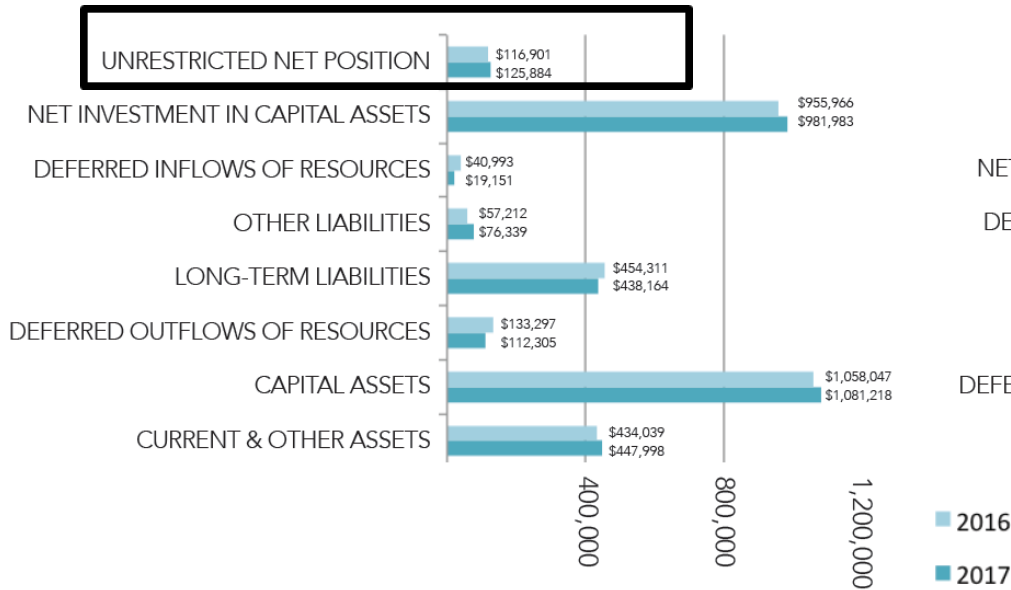
This fund was created to provide funds that enable the county to subsidize owner occupied affordable housing by paying a portion of impact fees due on eligible properties. The money has been provided via a transfer from the General Fund; unspent balances may be transferred back to the General Fund if needed as a secondary source of budget stabilization money.

	Actual FY17	Adopted FY18	Proposed FY19
Beginning Balance/Budgeted Cash	2,961,916	2,571,916	2,943,356
<b>Subtotal</b>	<b>2,961,916</b>	<b>2,571,916</b>	<b>2,943,356</b>
<b>Revenues to be received during Fiscal Year:</b>			
Interest income	24,470	9,002	25,000
Transfers from other funds	0	0	500,000
Less Statutory 5%	0	-450	-1,250
<b>Subtotal</b>	<b>24,470</b>	<b>8,552</b>	<b>523,750</b>
<b>Total Sources</b>	<u>2,986,386</u>	<u>2,580,468</u>	<u>3,467,106</u>
<b>Budgeted Expenditures by Department in this fund:</b>			
Redevelop&EconomicOpportunity	19,546	568,037	702,257
<b>Subtotal</b>	<b>19,546</b>	<b>568,037</b>	<b>702,257</b>
<b>Transfers Out to Other Funds/Agencies:</b>			
<b>Subtotal</b>	<b>0</b>	<b>0</b>	<b>0</b>
<b>Reserves &amp; Set Aside Amounts:</b>			
Cash Balance -Impact Fee Admin	0	2,012,431	2,764,849
<b>Subtotal</b>	<b>0</b>	<b>2,012,431</b>	<b>2,764,849</b>
<b>Total Uses</b>	<u>19,546</u>	<u>2,580,468</u>	<u>3,467,106</u>

# POPULAR REPORT

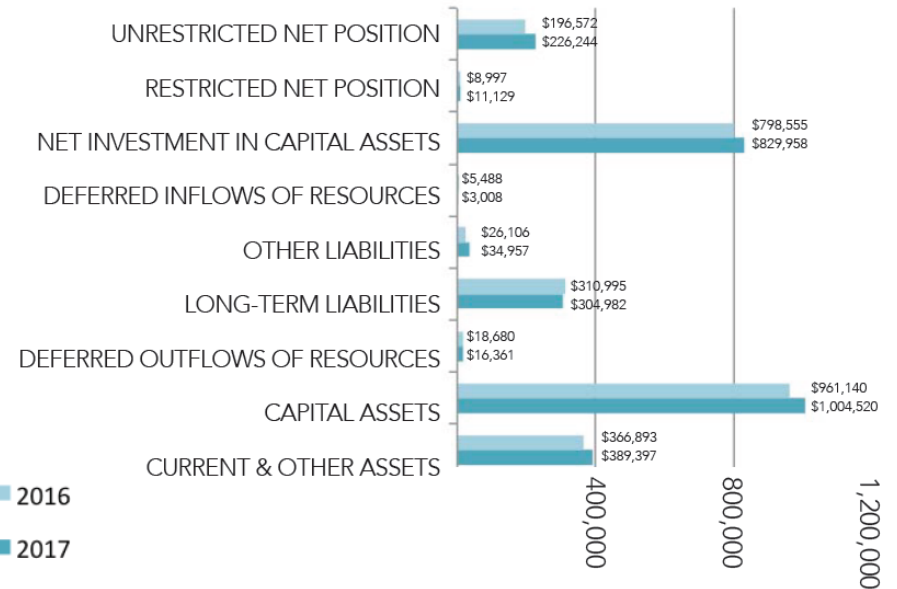
## Governmental Activities

(Amounts expressed in thousands)



## Business-Type Activities

(Amounts expressed in thousands)



Total: \$837,395

Total: \$352,128