



## Board of County Commissioners June 16, 2021 - Budget Work Session

### **SUBJECT**

PRESENTATION OF THE RECOMMENDED CAPITAL IMPROVEMENT PLAN - FISCAL YEARS FY2022 - FY2026

### **Category**

AGENDA ITEMS

### **Briefings**

None

### **Contact and/or Presenter Information**

Jan Brewer, Director of Financial Management

### **Action Requested**

No action required

### **Enabling/Regulating Authority**

N/A

### **Background Discussion**

- I. The County Administrator, Dr. Scott Hopes, will present the Recommended Capital Improvement Plan - Fiscal Years FY2022 - FY2026 to the Board of County Commissioners, in accordance with Florida Statutes Title XI Chapter 129.

The Recommended Capital Improvement Plan - Fiscal Years 2022 - 2026 can be viewed on line at: [MyManatee.org/budget](http://MyManatee.org/budget)

### **Pulling Process:**

The County Administrator has presented a balanced budget to the Commissioners. The Pulling process consists of one Commissioner having the desire to fund an item that the County Administrator has not recommended for funding, therefore the first Commissioner is able to "Pull" the item. Wherein, a fellow Commissioner must agree with the primary Commissioner as a "second" to the Pulled item.

**Attorney Review**

Not Reviewed (No apparent legal issues)

**Instructions to Board Records**

N/A

**Cost and Funds Source Account Number and Name**

N/A

**Amount and Frequency of Recurring Costs**

N/A



## Board of County Commissioners Worksession

### Recommended Capital Improvement Plan – Fiscal Years 2022 – 2026 Presentation

June 16, 2021

9:00 AM – 5:00 PM

Manatee County Government Administration Building  
Fifth Floor, Manatee/Osprey Rooms

---

#### Agenda

- |             |   |   |
|-------------|---|---|
| <b>I.</b>   | <b>Meeting Called to Order</b>          | <b>Vanessa Baugh, Chairman</b>                      |
| <b>II.</b>  | <b>FY22-26 Capital Improvement Plan</b> | <b>Jan Brewer, Director of Financial Management</b> |
| <b>III.</b> | <b>Citizens Comments</b>                |   |
| <b>IV.</b>  | <b>Adjourn</b>                          |   |

---

**JAMES  
SATCER**  
*District 1*

**REGGIE  
BELLAMY**  
*District 2*

**KEVIN  
VAN OSTENBRIDGE**  
*District 3*

**MISTY  
SERVIA**  
*District 4*

**VANESSA  
BAUGH**  
*District 5*

**CAROL  
WHITMORE**  
*At Large*

**GEORGE W.  
KRUSE**  
*At Large*

# Capital Improvement Plan Recommended FY22-26



# Capital Improvement Plan Overview

## Governmental

- *Buildings*
- *Libraries*
- *Parks*
- *Public Safety*
- *Technology*
- *Transportation*

## Enterprise

- *Potable Water*
- *Solid Waste*
- *Stormwater*
- *Wastewater*



# Capital Improvement Plan

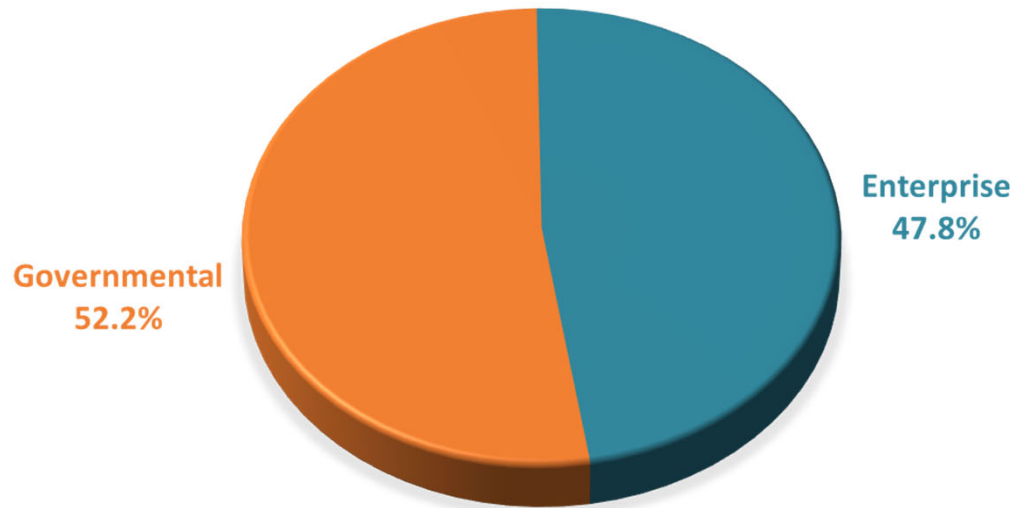
- Transportation
  - Intersections
  - Road Improvements
  - Sidewalks
- Public Safety
  - Law Enforcement Facilities
  - Criminal Justice and Public Safety
  - 911 & Technology
  - Animal Services
- Parks
  - Athletic Fields
  - Preserves/Boat Ramps
  - Parks & Aquatics
  - Recreational Buildings
  - Libraries

## IST CATEGORIES



# Capital Improvement Plan FY22-26

**\$1.8 Billion**

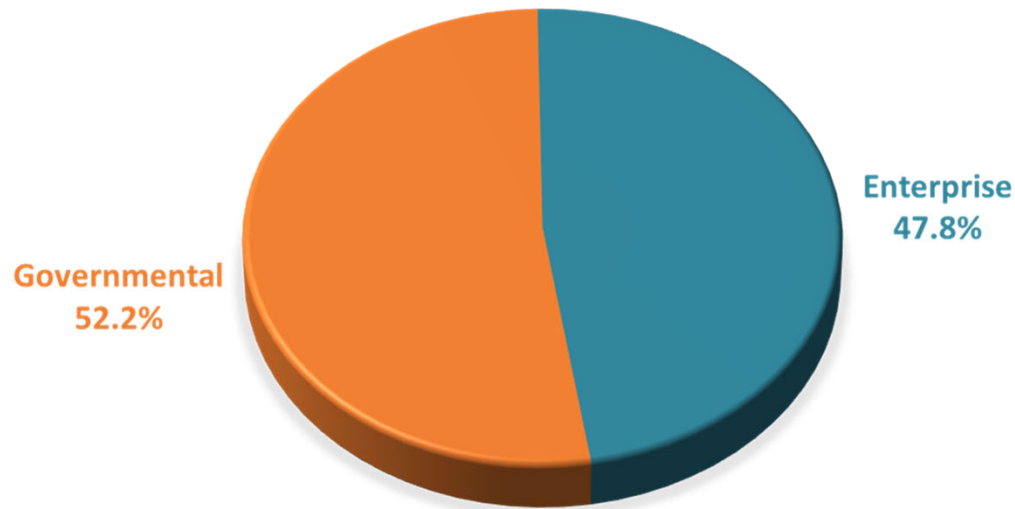


**531 Projects**

Additional Funding Needed  
**264**  
Projects

No Additional Funding  
**267** Projects

# Capital Improvement Plan FY22-26 Total Uses



## Governmental

General Government	\$ 30,486,373	1.7%
Libraries	18,920,170	1.0%
Parks & Natural Resources	186,376,005	10.1%
Public Safety	79,076,049	4.3%
Technology	4,540,000	0.2%
Transportation	640,587,452	34.9%
	<u>959,986,049</u>	<u>52.2%</u>

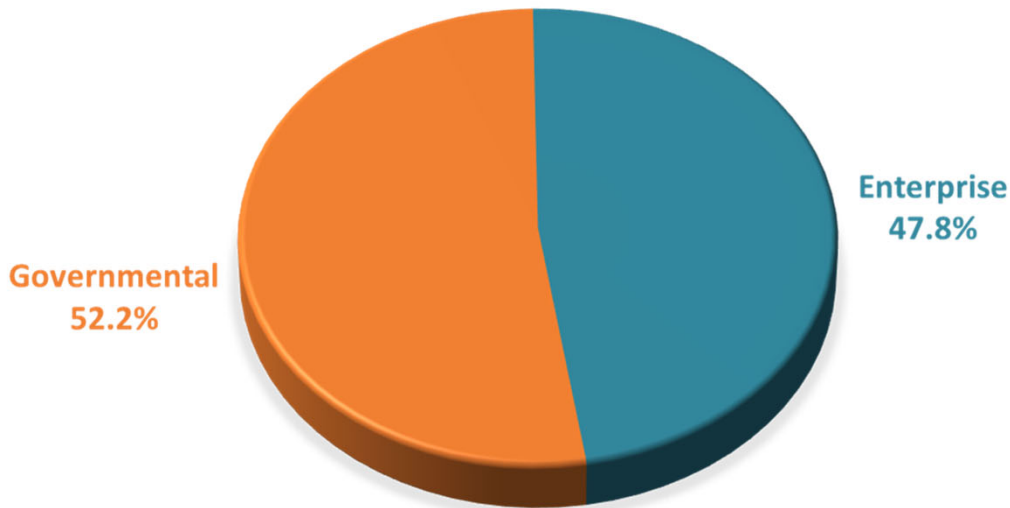
## Enterprise

Potable Water	346,564,224	18.9%
Solid Waste	6,923,323	0.4%
Stormwater	41,905,660	2.3%
Wastewater	482,495,604	26.2%
	<u>877,888,811</u>	<u>47.8%</u>

<b>Total Use of Funds</b>	<b>\$ 1,837,874,860</b>	<b>100.0%</b>
---------------------------	-------------------------	---------------



# Capital Improvement Plan FY22-26 Total Sources



## Governmental

Beach Erosion	\$	3,725,100
Contributions		2,000,000
Debt Proceeds-General Revenues/Gas Tax		176,659,075
Federal/State Revenues & Grants		9,181,300
Gas Taxes		41,300,877
General Revenue		5,590,000
Impact Fees		96,088,779
IST		165,495,037
Library Fund		3,500,000
SWTIF		1,320,000
		<hr/>
		504,860,168

## Enterprise

Debt Proceeds - Utilities		72,853,925
Facility Investment Fees		82,306,594
Rates		285,678,981
Stormwater Capital Improvements		28,983,020
		<hr/>
		469,822,520

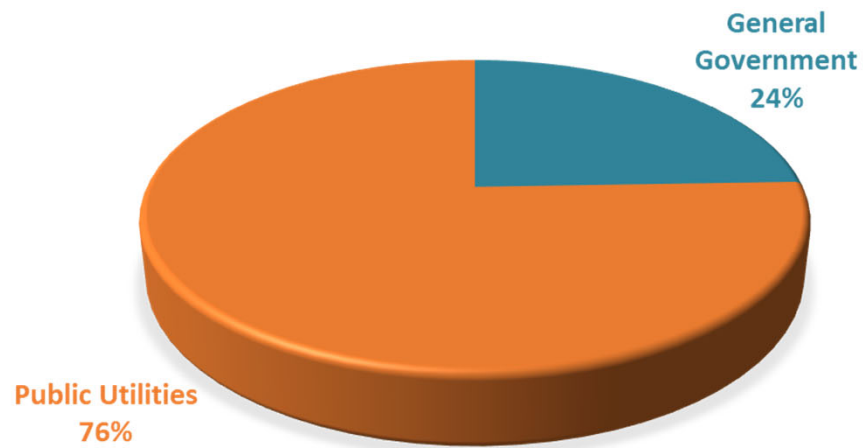
Prior Appr		863,192,172
------------	--	-------------

<b>Total Use of Funds</b>	\$	<b>1,837,874,860</b>
---------------------------	----	----------------------

# Debt



# Debt



General Government	\$ 90.6	24%
Public Utilities	279.8	76%
	<u>\$ 370.4</u>	<u>100%</u>

Excludes Port debt



# General Government Debt

	FY22 Debt	FY22 Debt Service
Revenue Refunding & Improvement Bonds 2013	\$ 20.9	\$ 2.2
Revenue Improvement Bonds 2016	12.0	2.6
Revenue Improvement Refunding Bonds 2019	47.7	1.4
Revenue Refunding Bonds 2019	8.0	0.4
Manatee County School Board Loan 2018	2.0	0.7
<b>Total General Government</b>	<b>\$ 90.6</b>	<b>\$ 7.3</b>
Revenue Bond FY23	176.3	7.9
<b>Total General Government</b>	<b>\$ 266.9</b>	<b>\$ 15.2</b>





**\$176.3m**

	2%	Cost of Addtl 1% Increase	Total
Tourist Tax Fund	\$ 982,803	\$ 139,324	\$ 1,122,127
Transportation Fund	516,170	419,842	936,012
General Fund	6,129,801	414,612	6,544,413
Parks Fund	250,000	142,143	392,143
<b>Total Annual Debt Service</b>	<b>\$ 7,878,774</b>	<b>\$ 1,115,921</b>	<b>\$ 8,994,695</b>

**\$131.8 m**

**TRANSPORTATION**

**PUBLIC SAFETY**

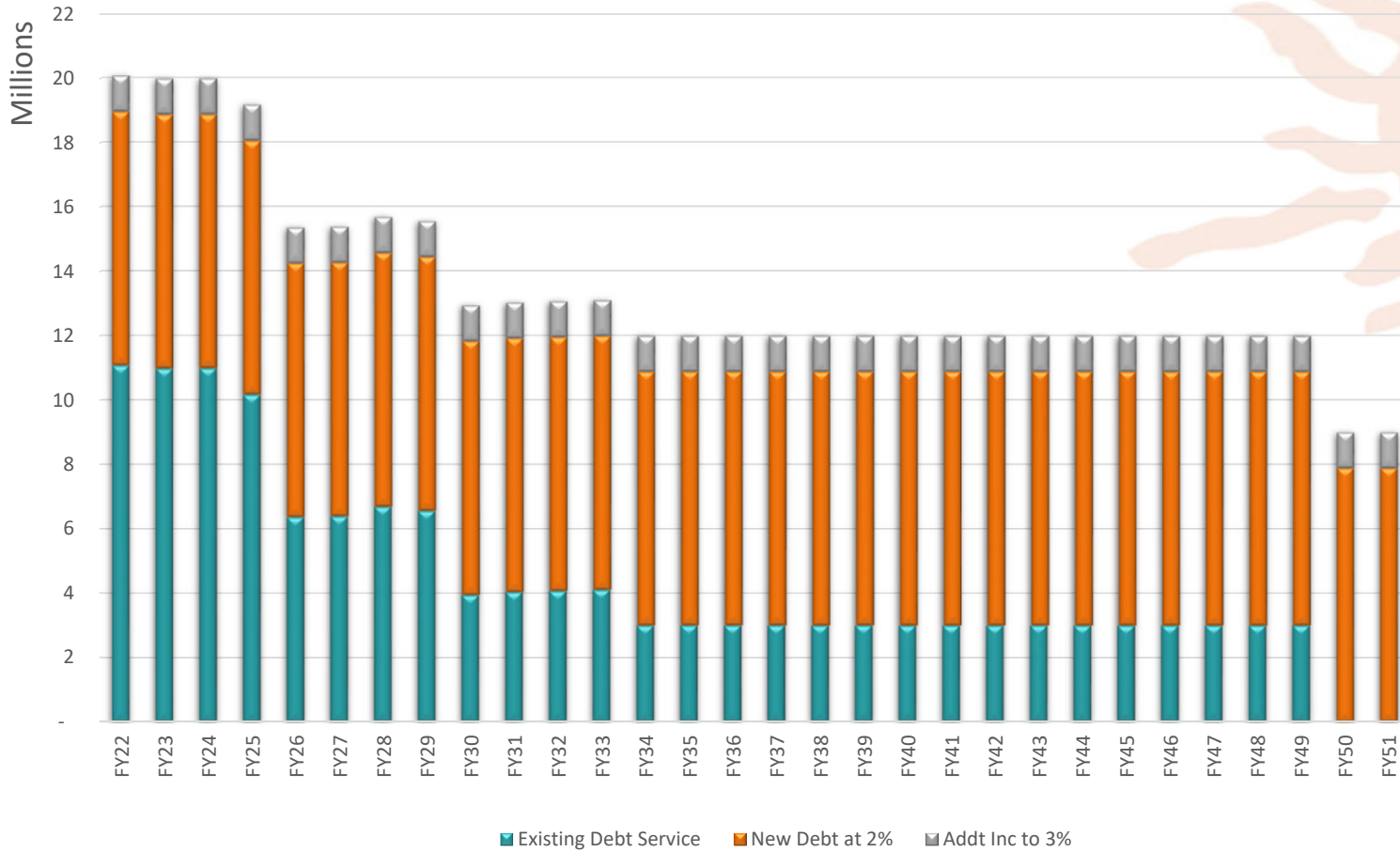
**\$44.5 m**

**PARKS**

EXCLUDES IST



# General Government Debt

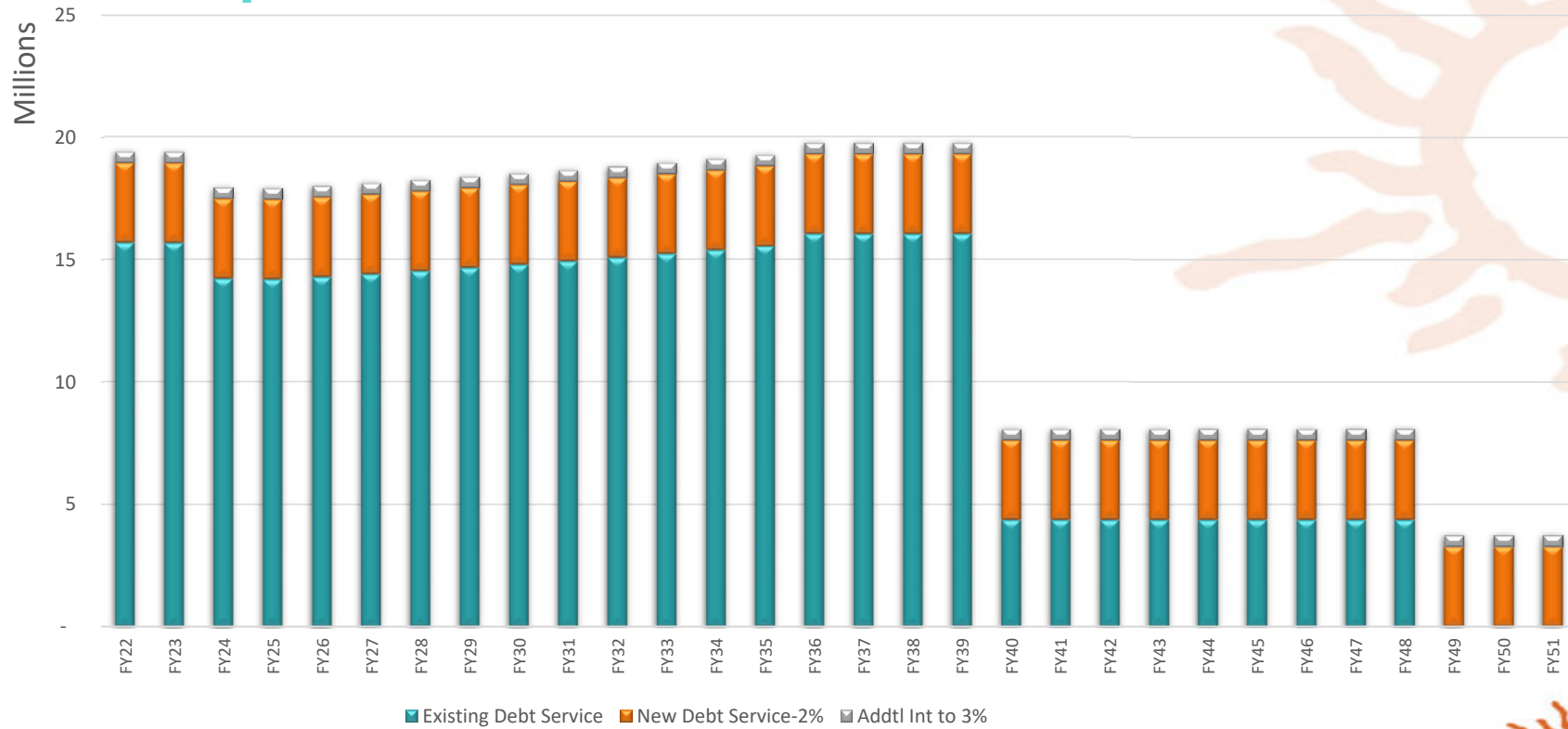


# Enterprise - Debt

	FY22 Debt	FY22 Debt Service
Public Util Sys Revenue Bonds 2011	\$ 5.4	\$ 2.9
Public Util Sys Rev & Impr Bonds 2015	74.3	3.2
Public Util Sys Rev Ref Bonds 2017	52.4	5.2
Public Util Sys Revenue Impr Bonds 2018	74.7	4.4
	<b>\$ 206.8</b>	<b>\$ 15.7</b>
Public Util Sys Revenue Impr Bond 2022	73.0	3.7
<b>Total Public Utilities</b>	<b>\$ 279.8</b>	<b>\$ 19.4</b>



# Enterprise - Debt





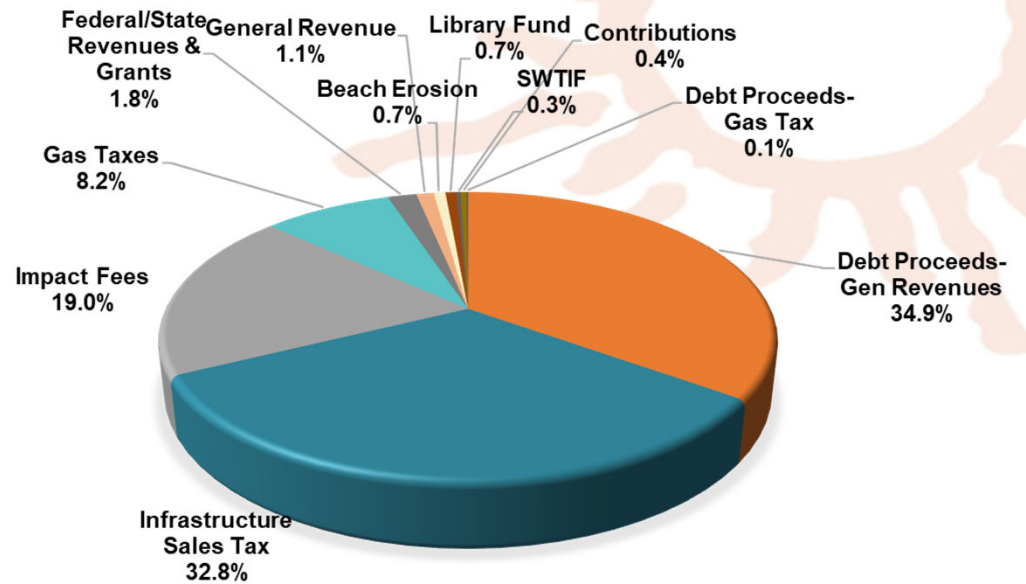
# Governmental



# Governmental Projects

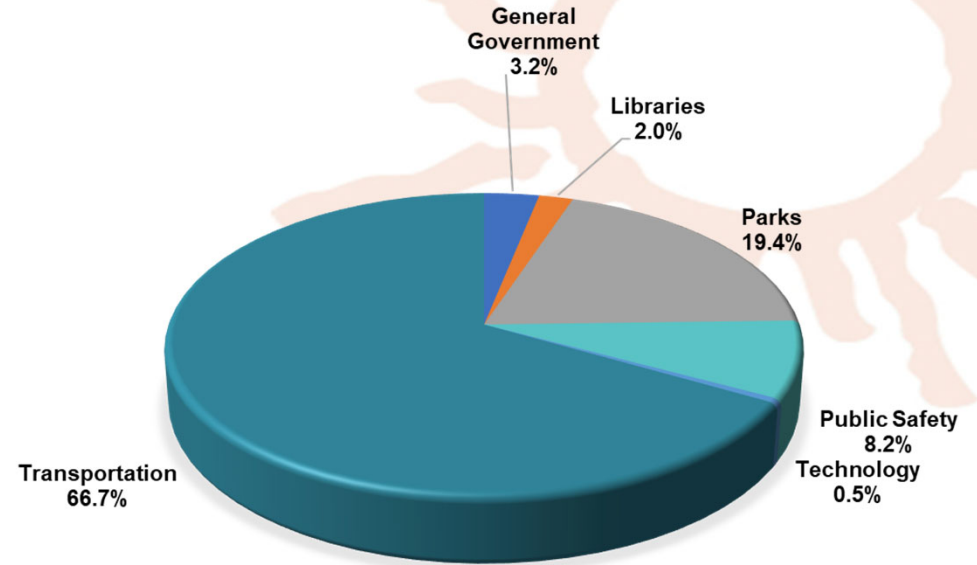
## Governmental CIP - Sources

Debt Proceeds-Gen Revenues	\$	176.3
Infrastructure Sales Tax		165.5
Impact Fees		96.1
Gas Taxes		41.3
Federal/State Revenues & Grants		9.2
General Revenue		5.6
Beach Erosion		3.7
Library Fund		3.5
SWTIF		1.3
Contributions		2.0
Debt Proceeds-Gas Tax		0.4
	\$	504.9
Prior Appr		455.1
	\$	960.0



# Governmental Projects

Governmental CIP - Uses	Prior Appr	FY22-26	Total
General Government	\$ 11.6	\$ 18.9	\$ 30.5
Libraries	4.5	14.4	18.9
Parks	100.4	85.9	186.3
Public Safety	34.6	44.5	79.1
Technology	1.5	3.1	4.6
Transportation	302.5	338.1	640.6
	<u>\$ 455.1</u>	<u>\$ 504.9</u>	<u>\$ 960.0</u>



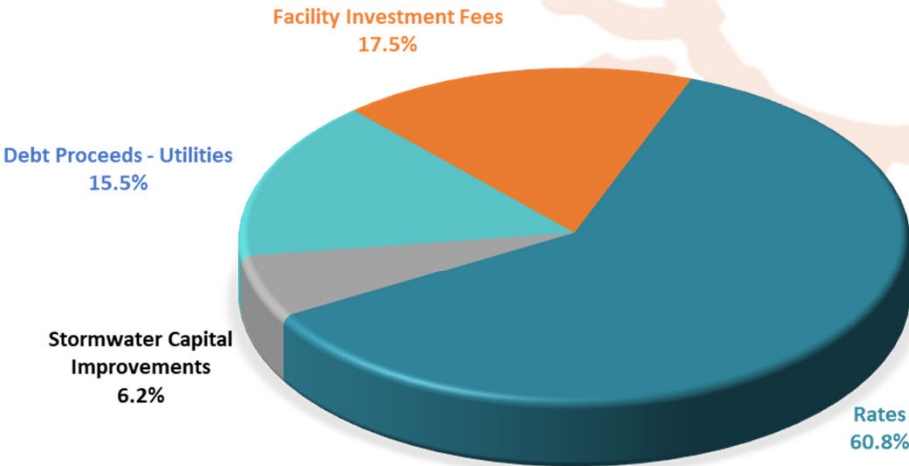
# Enterprise



# Enterprise Projects

**Sources of Funds  
Enterprise CIP - Sources**

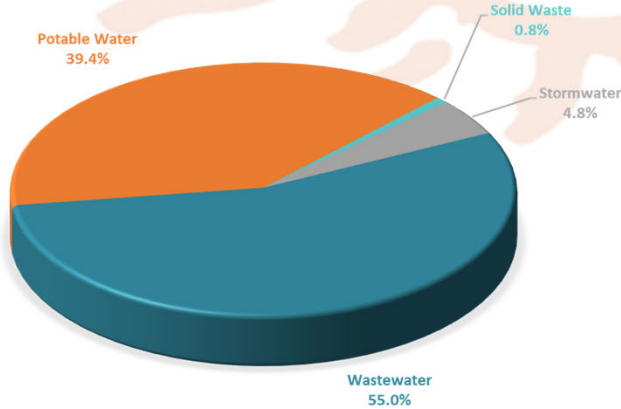
Debt Proceeds - Utilities	\$	72.9
Facility Investment Fees		82.3
Rates		285.6
Stormwater Capital Improvements		29.0
		<hr/>
		469.8
Prior Appr		408.1
		<hr/>
	\$	877.9



# Enterprise Projects

## Enterprise CIP - Uses

Potable Water	\$	346.6
Solid Waste		6.9
Stormwater		41.9
Wastewater		482.5
	\$	<hr/> 877.9



Appendix III  
**Manatee County Government**  
**CIP Changes - All Categories**  
**From FY21-25 Adopted To FY22-26 Recommended**

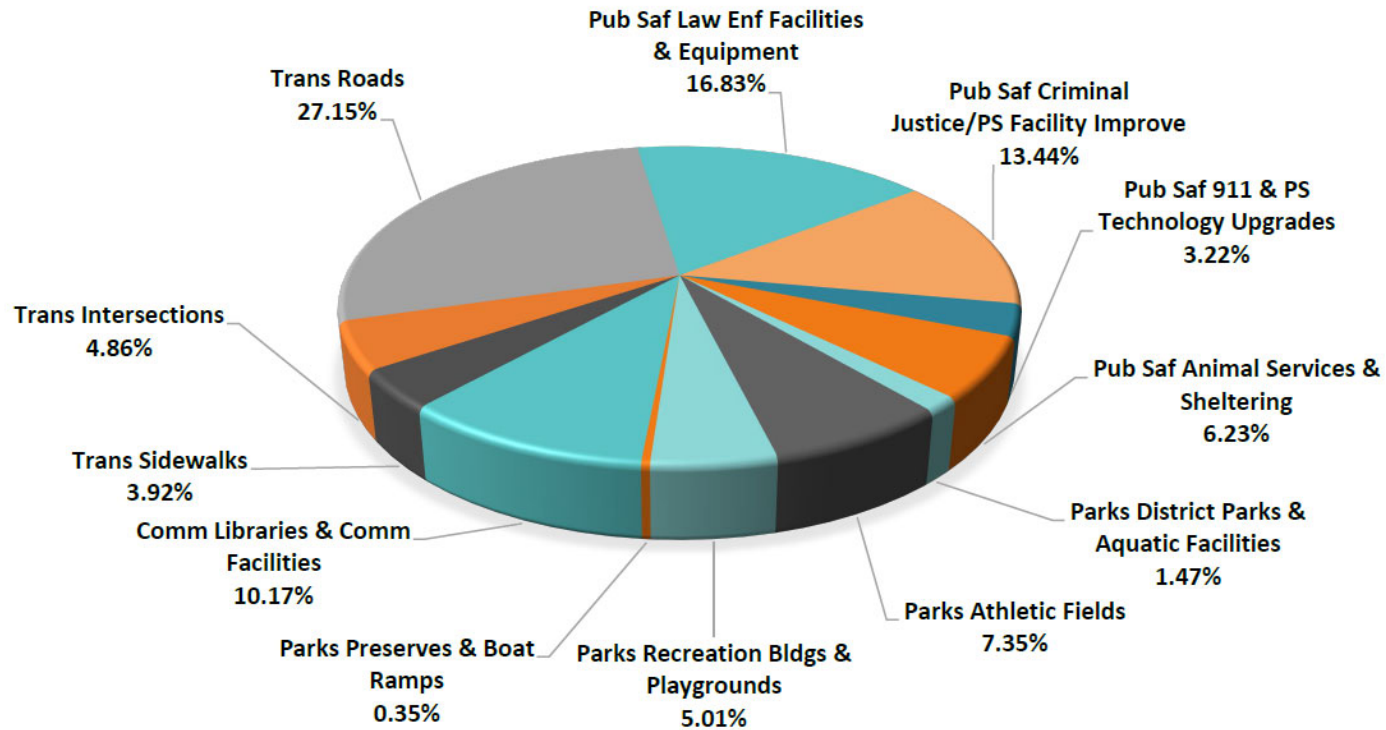
<b>Beginning:</b>	<b>FY21-25 Adopted CIP</b>	<b>\$ 1,470,502,928</b>
<b>Additions:</b>	General Government	\$ 21,025,859
	Parks & Natural Resources	47,367,585
	Potable Water	55,524,632
	Solid Waste	-
	Stormwater	11,146,535
	Transportation	191,083,141
	Wastewater	88,664,460
	<b>Total Additions</b>	<b>\$ 414,812,212</b>
<b>Adjustments:</b>	General Government	\$ (1,863,606)
	Parks & Natural Resources	20,727,428
	Potable Water	10,762,549
	Solid Waste	759,425
	Stormwater	-
	Transportation	1,888,829
	Wastewater	10,737,992
	<b>Total Adjustments</b>	<b>\$ 43,012,617</b>
<b>Completions/Removals:</b>	General Government	\$ 10,268,600
	Parks & Natural Resources	4,033,121
	Potable Water	575,090
	Solid Waste	-
	Stormwater	1,381,000
	Transportation	8,488,393
	Wastewater	65,706,693
	<b>Total Completions/Removals</b>	<b>\$ 90,452,897</b>
	<b>Recommended FY22-26 CIP</b>	<b>\$ 1,837,874,860</b>

# Infrastructure Sales Tax (IST)





## FY22 RECOMMENDED INFRASTRUCTURE SALES TAX PROJECTS



Number of Projects Started:	List as of 5.11.21	<u>Recommended Changes</u>		Recommended List	# of Active Projects	% of Active Projects	# of Completed Projects	% of List Completed
		Additions	Deletions					
<b>Transportation</b>								
Sidewalks	66	-	-	66	17	26%	9	14%
Intersections	30	-	-	30	19	63%	-	-
Road Improvements	24	-	-	24	7	29%	-	-
	120	-	-	120	43	36%	9	8%
<b>Public Safety</b>								
Law Enf Fac & Equipment	9	-	-	9	1	11%	4	44%
Crim Justice/PS Facility	19	1	-	20	6	30%	10	50%
911 & PS Technology Upgrades	4	1	1	4	1	25%	2	50%
Animal Services & Sheltering	2	1	-	3	1	33%	1	33%
	34	3	1	36	9	25%	17	47%
<b>Parks</b>								
District Parks & Aquatics	21	1	-	22	16	73%	3	14%
Athletic Fields	8	2	1	9	3	33%	4	44%
Recreation Bldgs & Playgrounds	8	1	1	8	6	75%	1	13%
Preserves & Boat Ramps	7	1	-	8	5	63%	2	25%
Libraries & Comm Facilities	3	-	-	3	2	67%	-	-
	47	5	2	50	32	64%	10	20%
<b>Total Projects</b>	201	8	3	206	84	41%	36	17%

**Manatee County Government  
General Government IST Changes  
From FY21-25 Adopted to FY22-26 Recommended**

<b>Beginning:</b>			
	<b>Adopted FY21-25 CIP - General Government</b>	<b>\$</b>	<b>57,200,360</b>
<b>Additions:</b>			
	PS02068 Bishop Animal Shelter		4,000,000
	PS01692 EMS Cardiac Monitors	\$	1,264,000
	PS02060 Moccasin Wallow Rd EMS Station w Ambulance		1,600,000
	<b>Total Additions</b>	<b>\$</b>	<b>6,864,000</b>
<b>Adjustments:</b>			
	6003801 Braden River Library Expansion	\$	380,203
	PS01893 Lake Manatee EMS Base		(2,070,351)
	6099000 New Animal Shelter - Animal Services		(4,000,000)
	<b>Total Adjustments</b>	<b>\$</b>	<b>(5,690,148)</b>
<b>Completions/Removals:</b>			
	PS01890 9-1-1 & 3-1-1 Center Renovations	\$	575,000
	6048601 Animal Services & Sheltering Renovation		400,000
	6005720 Beach Lifeguard Tower Replacements for County Beaches		1,767,784
	6005722 Beach Towers - Additional for County Beaches		563,000
	6049810 Emergency Operations Communication (EOC) Video System		580,000
	5400010 MCSO - Jail - Boiler Replacement		848,000
	5400012 MCSO - Jail - Rooftop Air Conditioning (A/C) and Refrigeration Unit Replacement		82,000
	6049809 Public Safety Communication System Upgrades - AV Enhanced Technology		1,250,000
	<b>Total Completions/Removals</b>	<b>\$</b>	<b>6,065,784</b>
	<b>Recommended FY22-26 CIP - General Government</b>	<b>* \$</b>	<b>52,308,428</b>

\*Additional Funding Sources Other Than IST - \$20,588,625

**Manatee County Government  
Parks and Natural Resources IST Changes  
From FY21-25 Adopted to FY22-26 Recommended**

<b>Beginning:</b>	<b>Adopted FY21-25 CIP - Parks &amp; Natural Resources</b>	<b>\$ 25,350,848</b>
<b>Additions:</b>		
	NR02065 County Road 675 Soccer Fields	\$ 2,500,000
	NR02062 Lincoln Park Improvements	2,160,000
	6105800 Parrish Community Park	500,000
	NR02063 Peninsula Bay Boat Ramp	2,849,125
	6093306 Premier Sports Complex - Pickleball/Racket Center	3,185,257
	<b>Total Additions</b>	<b>\$ 11,194,382</b>
<b>Adjustments:</b>		
	6007513 G.T. Bray Park - Remove/Replace Softball/Baseball Backstops	\$ 195,000
	6007514 G.T. Bray Park - Replace Baseball/Large Concession Building	45,000
	6007508 G.T. Bray Park - Replace softball concession building	(110,000)
	6007517 G.T. Bray Park - Tennis Court Replacement	980,307
	6007507 G.T. Bray Park District Park Pickleball	(125,000)
	6039919 Lakewood Ranch Park - Tennis Court Replacement	268,205
	6039920 Lakewood Ranch Park - Tennis Courts - Upgrade/LED Lighting	(150,000)
	6023507 Lincoln Park Pool	1,357,014
	<b>Total Adjustments</b>	<b>\$ 2,460,526</b>
<b>Completions/Removals:</b>		
	5400015 Braden River Park - Ball Field #6 Renovation	\$ 250,000
	NR01901 Coquina Trail Phase 2	1,302,095
	NR01921 East Bradenton Playground Replacement	200,000
	6010411 Myakka Park - Restroom & Drinking Water Supply Well	200,000
	6085215 Robinson Preserve Improvements - Trail Shelters	234,400
	6085214 Robinson Preserve Nature Discovery Zone	1,222,000
	<b>Total Completions/Removals</b>	<b>\$ 3,408,495</b>
	<b>Recommended FY22-26 CIP - Parks &amp; Natural Resources</b>	<b>* \$ 35,597,261</b>

\*Additional Funding Sources Other Than IST - \$32,198,950

**Manatee County Government  
Transportation IST Changes  
From FY21-25 Adopted to FY22-26 Recommended**

<b>Beginning:</b>	<b>Adopted FY21-25 CIP - Transportation</b>	<b>\$</b>	<b>175,541,579</b>
<b>Additions:</b>			
	6107260 Memphis Neighborhood Sidewalks	\$	1,416,000
	<b>Total Additions</b>	<b>\$</b>	<b>1,416,000</b>
<b>Adjustments:</b>			
	<b>Total Adjustments</b>	<b>\$</b>	<b>-</b>
<b>Completions/Removals:</b>			
	5400042 22nd St E - 1st Ave E - US 41	\$	123,000
	5400043 22nd St W - Dead End - 2nd Ave W		100,000
	5400041 25th St W & E - Bayshore Rd - 2nd Ave E		95,000
	6102660 2nd Ave W - 17th St E - Dead End		259,000
	6102661 2nd Ave W -17th St E - End of Road		345,000
	6106260 3rd Ave E -17th St E - 22nd St E		259,000
	6106160 3rd Ave E -17th St E - 22nd St W		235,000
	<b>Total Completions/Removals</b>	<b>\$</b>	<b>1,416,000</b>
	<b>Recommended FY22-26 CIP - Transportation</b>	<b>*</b>	<b>\$ 175,541,579</b>

\*Additional Funding Sources Other Than IST \$34,984,842

<b>Infrastructure Sales Tax</b>						
	<b>FY22</b>	<b>FY23</b>	<b>FY24</b>	<b>FY25</b>	<b>FY26</b>	<b>Total</b>
<b>Revenues</b>						
Transportation	18,117,155	22,033,344	19,576,200	20,468,924	21,351,016	93,527,619
Public Safety	4,402,859	7,468,469	4,623,782	4,800,600	5,036,639	22,138,717
Parks	3,192,981	3,757,429	3,324,546	3,479,576	3,640,161	16,013,180
	<u>25,712,995</u>	<u>33,259,242</u>	<u>27,524,528</u>	<u>28,749,100</u>	<u>30,027,816</u>	<u>131,679,516</u>
<b>Capital</b>	(63,422,137)	(38,923,400)	(8,985,858)	(9,971,642)	(23,127,150)	(144,430,187)
<b>Net</b>	<b>(37,709,142)</b>	<b>(5,664,158)</b>	<b>18,538,670</b>	<b>18,777,458</b>	<b>6,900,666</b>	<b>(12,750,671)</b>
<b>Beginning</b>	<b>8,718,773</b>	<b>(28,990,369)</b>	<b>(34,654,527)</b>	<b>(16,115,858)</b>	<b>2,661,600</b>	<b>8,718,773</b>
<b>Ending</b>	<b>(28,990,369)</b>	<b>(34,654,527)</b>	<b>(16,115,858)</b>	<b>2,661,600</b>	<b>9,562,266</b>	<b>(4,031,898)</b>

**Questions?**