**GUARANTEED MAXIMUM PRICE (GMP) ADDENDUM No. 3 to AGREEMENT 21-R077666CD for CONSTRUCTION MANAGEMENT AT RISK SERVICES**

**THIS GUARANTEED MAXIMUM PRICE (GMP) ADDENDUM TO THE AGREEMENT FOR CONSTRUCTION MANAGEMENT AT RISK SERVICES** ("GMP Addendum") is made and entered into this 1st day of September, 2026, by and between Manatee County, a political subdivision of the State of Florida, referred to herein as "Owner", and the firm of PCL Construction, Inc., incorporated in the State of Colorado and registered and licensed to do business in the State of Florida, referred to herein as "Construction Manager".

**WHEREAS,** Owner and Construction Manager entered into the Agreement for Construction Management at Risk Services (the "Agreement") under which Construction Manager is providing the professional construction management services requisite to the implementation of the construction of the Southeast Water Reclamation Facility Capacity Improvements (as further defined in the Agreement, the "Project"); and

**WHEREAS,** the Agreement provides that prior to commencement of the Construction Phase, Construction Manager and Owner must agree upon a Guaranteed Maximum Price (GMP) for the construction of the Project, to be established and memorialized in an addendum supplementing the Agreement; and

**WHEREAS**, the Project has been designed and permitted to a point sufficient that Construction Manager and Owner have agreed upon a GMP, as set forth herein.

**NOW THEREFORE,** Owner and Construction Manager, in consideration of the mutual covenants hereinafter set forth, and the mutual covenants set forth in the Agreement, the sufficiency of which is hereby acknowledged, agree as follows:

1. Establishment of GMP
   Pursuant to Section 2.2 of the Agreement, the Owner and Construction Manager establish a GMP and Contract Time for the Work as set forth below. All capitalized terms not otherwise defined herein shall have the meanings set forth in the Contract Documents and in the General Conditions.

2. GMP; Contract Documents
   The Construction Manager's GMP for the Work, including the estimated Cost of the Work ($57,089,951.00) and the Construction Manager's Fee ($3,379,156.00), is a total of Sixty Million four Hundred Sixty-Nine Thousand One Hundred Seven dollars and Zero cents ($60,469,107.00). This price is for the performance of the Work in accordance with the Contract Documents listed and attached to this Addendum and marked Exhibits A through J, as follows:

   (a) Exhibit A. Construction Manager's GMP submittal, including Project Plans and Specifications, addenda and General, Supplementary and other Conditions of the

Agreement on which the GMP is based, pages 1 through 1065, dated July 15, 2026;

(b) Exhibit B. Allowance items, Included in Exhibit A, dated July 15, 2026;

(c) Exhibit C. Assumptions and Clarifications made in preparing the GMP, Included in Exhibit A, dated July 15, 2026;

(d) Exhibit D. Project Schedule, Included in Exhibit A, dated July 15, 2026;

(e) Exhibit E. Alternate Prices, Not Applicable; and

(f) Exhibit F. Unit Prices, Not Applicable.

(g) Exhibit G. Affidavit of No Conflict;

(h) Exhibit H. Certificate(s) of Insurance;

(i) Exhibit I. Payment and Performance Bond;

(j) Exhibit J. Standard Forms:

i. Application for Payment

ii. Certificate of Substantial Completion

iii. Final Reconciliation/Warranty/Affidavit

iv. Change Order

Additional Contract Documents include the Agreement and attached General Conditions of the Construction Agreement, Addenda issued prior to execution of the Agreement, the Request for Proposal, the Construction Manager's proposal, permits, notice of intent to award, Notice to Proceed, purchase order(s), written amendments, Change Order(s), Work Directive Change(s) and Field Directive(s). No other documents shall be considered Contract Documents.

3. Contract Time; Liquidated Damages.
   The Construction Manager shall achieve Substantial Completion of the Work within Eight Hundred (800) calendar days of receipt of the Notice to Proceed. Time is of the essence in the Contract Documents and all obligations thereunder. If the Construction Manager fails to achieve Substantial Completion of the Work within the Contract Time and as otherwise required by the Contract Documents (to include not only the entire Work but any portion of the Work for which a separate Substantial Completion Date is agreed on), the Owner shall be entitled to retain or recover from the Construction Manager, as liquidated damages and not as a penalty, the sum of $2,861.00 per calendar day, commencing on the first day following expiration of the Contract Time and continuing until the actual date of Substantial Completion. Such liquidated damages are hereby agreed to be a reasonable estimate of damages the Owner will incur as a result of delayed completion of the Work. The Owner may deduct liquidated damages as described in this paragraph from any unpaid amounts then or thereafter due the Construction Manager under this Agreement. Any liquidated damages not so deducted from any unpaid amounts due the Construction Manager shall be payable to the Owner at the demand of the Owner, together with interest from the date of the demand at the maximum allowable rate.

4. Effect of GMP
   This Addendum shall constitute the GMP Addendum for purpose of satisfying the requirements of Article 5 of the Agreement, and shall supplement and amend the Agreement such that all references to the GMP shall be construed to refer to the GMP set forth herein, as such GMP may be adjusted pursuant to the terms of the Agreement. All terms of the Agreement, as supplemented hereby, shall remain in full force and effect.

[Signature Page to Follow]

**IN WITNESS WHEREOF**, the parties hereto have caused this GMP Addendum to be duly executed by their authorized representatives:

**PCL CONSTRUCTION, INC.**

By: _____

Printed Name: Erick Wahlstrom

Title: Assistant Secretary

Date: 8/4/2026

**MANATEE COUNTY, a political subdivision of the State of Florida**

Brent Sargent, CPPO, CPPB, NIGP-CPP, FCCM, FCCN

Digitally signed by Brent Sargent, CPPO, CPPB, NIGP-CPP, FCCM, FCCN
Date: 2026.08.31 14:26:21 -04'00'

Purchasing Official

Date: 9/1/2026

EXHIBIT A, CONSTRUCTION MANAGER'S GMP SUBMITTAL

# MANATEE COUNTY - SOUTHEAST REGIONAL WATER RECLAMATION FACILITY

## Project No. 6106080 – Capacity Improvements

## Phase B - Guaranteed Maximum Price No. 3

July 15, 2026

**Prepared for:** Manatee County Utilities
3331 Lena Road, Bradenton, FL 34211

**Prepared by:** PCL Construction, Inc
1 North Dale Mabry Highway, Suite 300, Tampa, FL 33609

# TABLE OF CONTENTS

TAB 1 ..... 3
**EXECUTIVE NARRATIVE ..... 3**
**STAFFING PLAN ..... 8**
**PERSONNEL RESPONSIBILITIES ..... 10**
TAB 2 ..... 17
**SCHEDULE ..... 17**
**MOPO PLANS ..... 31**
TAB 3 ..... 34
**ASSUMPTIONS & CLARIFICATIONS ..... 34**
TAB 4 ..... 38
**PRICING ..... 38**
**BILLABLE RATES: ..... 39**
**RISK MATRIX ..... 43**
**BUDGET COMPARISON SUMMARY ..... 45**
**GUARANTEED MAXIMUM PRICE NO. 3 – DETAILED ESTIMATE ..... 49**
TAB 5 ..... 127
**LIST OF DOCUMENTS ..... 127**
TAB 6 ..... 129
**VENDOR SELECTION MATRIX ..... 129**
TAB 7 ..... 138
**VENDOR QUOTES ..... 138**

# TAB 1

## EXECUTIVE NARRATIVE

- STAFFING PLAN
- PERSONNEL RESPONSIBILITIES

# EXECUTIVE NARRATIVE:

## Scope of Work:

This GMP has been assembled using the 100% IFC design documents, dated July 2025, to include all work for Phase B of the Capacity Improvements.

This revised package incorporates key changes from the initial 100% Phase B drawings and were memorialized in updated drawings supplied by the Design Engineer on May 15th.

The following drawings have been incorporated into the current GMP submission:

- C02.203 PROPOSED SITE PLAN (3)
- S94.201 ELEC. BLDG. No.4 FOUNDATION PLAN
- S94.202 ELEC. BLDG. No.4 CONCRETE ROOF PLAN
- A94.201 ELEC. BLDG. No.4 LIFE SAFETY PLAN
- A94.202 ELEC. BLDG. No.4 FLOOR & REFLECTED CEILING PLANS
- M31.201 OXIDATION DITCHES No.1 AND No.2 EQUIPMENT REPLACEMENT PLAN VIEW
- M31.301 OXIDATION DITCHES No.1 AND No.2 EQUIPMENT REPLACEMENT OVERALL ISOMETRIC VIEW
- M31.302 OXIDATION DITCHES No.1 AND No.2 EQUIPMENT REPLACEMENT SECTION VIEWS
  M33.201 OXIDATION DITCH No.3 EQUIPMENT REPLACEMENT PLAN VIEW
- M33.301 OXIDATION DITCH No.3 EQUIPMENT REPLACEMENT ISOMETRIC VIEW
- M33.302 OXIDATION DITCH No.3 EQUIPMENT REPLACEMENT SECTION VIEW
- E00.023 PROPOSED MCC-1 ONE LINE
- E00.025 PROPOSED MCC-2 ONE LINE
- E00.027 PROPOSED MCC-3 ONE LINE
- E03.202 ENLARGED SITE PLAN(1)
- E92.201 ELECTRICAL BUILDING No.2 POWER PLAN
- E94.201 ELECTRICAL BUILDING No.4 POWER AND GROUNDING PLAN
- E94.202 ELECTRICAL BUILDING No.4 LIGHTING PLAN

Changes from the above noted drawings, as well as design decisions made by the County that have been incorporated into this GMP are as follows:

- Clarification that Electrical Building No. 4 and all associated gear and generators are to be included. These prices have been identified separately as requested.

- Extension of Electrical Building No. 4 by 10' to incorporate future gear. Additional conduit have also been added and pricing is based on the revised drawings noted above.
- Removal of the additional Aerators initially required within Phase B documents. CMAR has updated the installation pricing of the Aerators from Phase A to reflect current market conditions for a wet installation in the tanks and has carried the delta in this proposal from what was carried within GMP-2.
- Removal of the installation of all pre-purchased mixers.
- Selection of Dutchland precast for the AGS Basins.
- Acceptance of revised coatings coverage within the AGS basins to a minimum of 2' below waterline and no floor coatings.

Salary staff will be carried over from Phase A work that was previously executed. General Conditions within the Phase A package were carried through July of 2027. The staffing plan reflects this approach and GC's for all site trailers, overhead, etc.. begin at that point and carry through the end of the project.

A breakdown of the salary staffing has been included following this narrative. This summary identifies the duration and title of each of the personnel included within:

***Site Work:***

- All sitework shown on the 100% design documents for Phase B.
- Site grading operations including clear and grub, rough grading, and final grading at the new AGS Influent Pump Station, AGS structure, Electrical Building #4, and Generator pads.
- Provide new drainage pond at electrical / generators.
- Mill existing asphalt as indicated on plans and replace with new asphalt overlay.
- Provide subbase, and asphalt pavement as indicated on plans.
- Provide concrete walkways, and Miami curb as indicated on plans.
- The detailed estimate contains the amount of fill required on the 100% design documents.

***Underground Piping:***

- All below grade process piping necessary to convey flow from the existing structures onsite to new process facilities/structures including: 16" Waste Level Correction line, 12" Leachate Line, 6" Leachate Line, 2" Non-Potable Water Line, and 24" AGS Effluent Line.
- All underground yard piping work will be completed within the defined MOPO sequence.

***Underground Duct Banks:***

- Install duct banks and associated manholes as shown under Phase B.
    - Installation of Electrical Building No. 4 and any specific accommodations for generators including manholes.
    - Influent Pump Station.

- Foundation
- Pumps, valves, piping.

> All underground duct bank work will be completed within the defined MOPO sequence.

***AGS Influent Pump Station:***

> Influent pump station inclusive of:
  - Structural concrete
  - Mechanical Equipment, Piping, and Valves
  - Electrical Panels and Lighting
  - Instrumentation

***New AGS Basins 1 – 3:***

> Deep foundation and soil improvements.

> Precast, post-tensioned tank by Dutchland.

> Installation of process piping, mechanical equipment, and aeration systems within the basins.

> Coatings for full exterior, and interior to a minimum of 2' below waterline. Floor coatings have been excluded.

***AGS Blower Building:***

> Construction of the building foundation and structural components.

> Construction of the building steel canopy.

> Installation of major process blowers, electrical systems and controls.

***WAS Pump Station:***

> Construction of the pump station and reinforced concrete structure.

> Installation of process pumps, piping, valves, and associated mechanical equipment required to transfer flows to and from the AGS basins.

> Integration of electrical systems, instrumentation, and controls to ensure reliable and automated operation.

***Existing Oxidation Ditches 1 – 3:***

> Installation of six (6) aerators purchased under Phase A GMP. Installation costs within this GMP reflect the delta between existing market rate and previously carried amount within GMP-2.

> Replacement of the aerators is assumed to be done one at a time, concurrent with the construction of the AGS basins.

**Electrical Building No.4:**

- Construct the building foundation, structural framing, and exterior envelope as per project drawings, using CMU walls with a concrete roof and TPO membrane.
- Installation of all interior finishes, HVAC, lightning, and fire protection systems as specified.
- Delivery and installation of major electrical equipment, including switchgear, panel boards, motor control centers, and associated wiring and conduits, as detailed in the electrical specifications.

**Generator:**

- Excavation and subgrade preparation for generator pad location.
- Installation of formwork, reinforcing steel, and placement of concrete for generator pad structure, in accordance with structural specifications.
- Installation of underground generator piping, including fuel lines and conduit for electrical and control systems
- ATS Switchgear and Generators.

## Estimating Methodology Used:

In development of this Guaranteed Maximum Price (GMP), PCL used BEST Estimating 2.0 software. PCL utilized historical productions for self-perform work and solicited supplier and subcontractor bids for major scopes of supply and subcontract.

# STAFFING PLAN

## SEWRF Phase B Staffing Plan

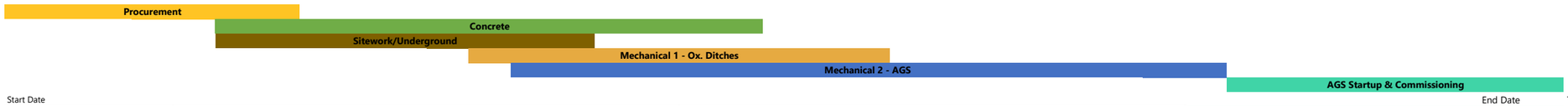


| STAFFING: | ROLE: | Start Date | | | | | | | | | | | | | | | | | | | | | | | | | | | | | | | | | | | End Date | Total Months |
|---|---|---|---|---|---|---|---|---|---|---|---|---|---|---|---|---|---|---|---|---|---|---|---|---|---|---|---|---|---|---|---|---|---|---|---|---|---|---|
| | | 2026 | | | | 2027 | | | | | | | | | | | | 2028 | | | | | | | | | | | | 2029 | | | | | | | | | | |
| | | SEP | OCT | NOV | DEC | JAN | FEB | MAR | APR | MAY | JUN | JUL | AUG | SEP | OCT | NOV | DEC | JAN | FEB | MAR | APR | MAY | JUN | JUL | AUG | SEP | OCT | NOV | DEC | JAN | FEB | MAR | APR | MAY | JUN | JUL | AUG | SEP | |
| **Support Staff** | | | | | | | | | | | | | | | | | | | | | | | | | | | | | | | | | | | | | | | |
| Project Manager | PM | PHA | PHA | PHA | PHA | PHA | PHA | PHA | PHA | PHA | PHA | 0.25 | 0.25 | 0.25 | 0.25 | 0.25 | 0.25 | 0.25 | 0.25 | 0.25 | 0.25 | 0.25 | 0.25 | 0.25 | 0.25 | 0.25 | 0.25 | 0.25 | 0.25 | 0.25 | 0.25 | 0.25 | 0.25 | 0.25 | 0.25 | 0.25 | 0.25 | 6.75 |
| Construction Manager | CM | PHA | PHA | PHA | PHA | PHA | PHA | PHA | PHA | PHA | PHA | 1.00 | 1.00 | 1.00 | 1.00 | 1.00 | 1.00 | 1.00 | 1.00 | 1.00 | 1.00 | 1.00 | 1.00 | 1.00 | 1.00 | 1.00 | 1.00 | 1.00 | 1.00 | 1.00 | 1.00 | 1.00 | 0.50 | 0.25 | 0.25 | 0.25 | 0.25 | 22.75 |
| General Superintendent | GS | PHA | PHA | PHA | PHA | PHA | PHA | PHA | PHA | PHA | PHA | 1.00 | 1.00 | 1.00 | 1.00 | 1.00 | 1.00 | 1.00 | 1.00 | 1.00 | 1.00 | 1.00 | 1.00 | 1.00 | 1.00 | 1.00 | 1.00 | 1.00 | 1.00 | 1.00 | 1.00 | 1.00 | 0.50 | 0.50 | 0.50 | 0.50 | 0.50 | 24.00 |
| Health & Safety Manager | HSM | PHA | PHA | PHA | PHA | PHA | PHA | PHA | PHA | PHA | PHA | 1.00 | 1.00 | 1.00 | 1.00 | 1.00 | 1.00 | 1.00 | 1.00 | 1.00 | 1.00 | 1.00 | 1.00 | 1.00 | 1.00 | 1.00 | 1.00 | 1.00 | 1.00 | 1.00 | 1.00 | 1.00 | 0.50 | 0.50 | 0.50 | 0.50 | 0.50 | 24.00 |
| Field Engineer 1 (#1) | FE | 1.00 | 1.00 | 1.00 | 1.00 | 1.00 | | | | | | | | | | | | | | | | | | | | | | | | | | | | | | | | | 5.00 |
| Project Engineer 1 (#1) | PE | 1.00 | 1.00 | 1.00 | 1.00 | 1.00 | 1.00 | 1.00 | | | | | | | | | | | | | | | | | | | | | | | | | | | | | | | 7.00 |
| BIM Modeler | BIM | | | | | 1.00 | 1.00 | 1.00 | 1.00 | 1.00 | 1.00 | 1.00 | 1.00 | 1.00 | 1.00 | | | | | | | | | | | | | | | | | | | | | | | | | 10.00 |
| Purchasing Agent | PA | PHA | PHA | PHA | PHA | PHA | PHA | PHA | PHA | PHA | PHA | 0.50 | 0.50 | 0.50 | 0.50 | 0.50 | 0.25 | 0.25 | 0.25 | 0.25 | 0.25 | 0.25 | 0.25 | 0.25 | 0.25 | 0.25 | 0.25 | 0.25 | 0.25 | 0.25 | 0.25 | 0.25 | 0.25 | 0.25 | 0.25 | 0.25 | 0.25 | 8.00 |
| Accountant | ACC | PHA | PHA | PHA | PHA | PHA | PHA | PHA | PHA | PHA | PHA | 0.61 | 0.61 | 0.61 | 0.61 | 0.61 | 0.61 | 0.61 | 0.61 | 0.61 | 0.61 | 0.61 | 0.61 | 0.61 | 0.61 | 0.61 | 0.61 | 0.61 | 0.61 | 0.61 | 0.61 | 0.25 | 0.25 | 0.25 | 0.25 | 0.25 | 0.25 | 13.86 |
| **Underground Staff** | | | | | | | | | | | | | | | | | | | | | | | | | | | | | | | | | | | | | | | |
| Yard Pipe Superintendent (#1) | YSUPT | PHA | PHA | PHA | PHA | PHA | 1.00 | 1.00 | 1.00 | 1.00 | 1.00 | 1.00 | 1.00 | 1.00 | 1.00 | | | | | | | | | | | | | | | | | | | | | | | | 9.00 |
| Project Engineer - Underground (#2) | PE | PHA | PHA | PHA | PHA | PHA | 1.00 | 1.00 | 1.00 | 1.00 | 1.00 | 1.00 | 1.00 | 1.00 | 1.00 | | | | | | | | | | | | | | | | | | | | | | | | 9.00 |
| Field Engineer - Underground (#1) | FE | PHA | PHA | PHA | PHA | PHA | 1.00 | 1.00 | 1.00 | 1.00 | 1.00 | 1.00 | 1.00 | 1.00 | 1.00 | | | | | | | | | | | | | | | | | | | | | | | | 9.00 |
| **Concrete Staff** | | | | | | | | | | | | | | | | | | | | | | | | | | | | | | | | | | | | | | | |
| Structure Superintendent (#2) | SSUPT | | | | | | 1.00 | 1.00 | 1.00 | 1.00 | 1.00 | 1.00 | 1.00 | 1.00 | 1.00 | 1.00 | 1.00 | 1.00 | 1.00 | | | | | | | | | | | | | | | | | | | | 13.00 |
| Project Engineer 1 (#1) | PE | | | | | | | | 1.00 | 1.00 | 1.00 | 1.00 | 1.00 | 1.00 | 1.00 | 1.00 | 1.00 | 1.00 | 1.00 | | | | | | | | | | | | | | | | | | | | 11.00 |
| **Mechanical Staff** | | | | | | | | | | | | | | | | | | | | | | | | | | | | | | | | | | | | | | | |
| Piping Superintendent (#3) | PISUPT | PHA | PHA | PHA | PHA | PHA | PHA | PHA | PHA | PHA | PHA | 1.00 | 1.00 | 1.00 | 1.00 | 1.00 | 1.00 | 1.00 | 1.00 | 1.00 | 1.00 | 1.00 | 1.00 | 1.00 | 1.00 | 1.00 | 1.00 | 1.00 | 1.00 | 1.00 | | | | | | | | | 19.00 |
| Project Engineer - (#3) | PE | PHA | PHA | PHA | PHA | PHA | PHA | PHA | PHA | PHA | PHA | 1.00 | 1.00 | 1.00 | 1.00 | 1.00 | 1.00 | 1.00 | 1.00 | 1.00 | 1.00 | 1.00 | 1.00 | 1.00 | 1.00 | 1.00 | 1.00 | 1.00 | 1.00 | 1.00 | | | | | | | | | 19.00 |
| Field Engineer (#2) | FE | PHA | PHA | PHA | PHA | PHA | PHA | PHA | PHA | PHA | PHA | 1.00 | 1.00 | 1.00 | 1.00 | 1.00 | 1.00 | 1.00 | 1.00 | 1.00 | 1.00 | 1.00 | 1.00 | 1.00 | 1.00 | 1.00 | 1.00 | 1.00 | 1.00 | 1.00 | | | | | | | | | 19.00 |
| **Startup & Commissioning** | | | | | | | | | | | | | | | | | | | | | | | | | | | | | | | | | | | | | | | |
| Superintendent - Commissioning (#3) | PISUPT | | | | | | | | | | | | | | | | | | | | | | | | | | | | | | 1.00 | 1.00 | 1.00 | 0.50 | 0.50 | 0.50 | 0.50 | 0.50 | 5.50 |
| Project Engineer - Commissioning (#3) | PE | | | | | | | | | | | | | | | | | | | | | | | | | | | | | | 1.00 | 1.00 | 1.00 | 0.50 | 0.50 | 0.50 | 0.50 | 0.50 | 5.50 |
| **Total Months** | | 2.00 | 2.00 | 2.00 | 2.00 | 3.00 | 6.00 | 6.00 | 6.00 | 6.00 | 6.00 | 13.36 | 13.36 | 13.36 | 13.36 | 9.36 | 9.11 | 9.11 | 9.11 | 7.11 | 7.11 | 7.11 | 7.11 | 7.11 | 7.11 | 7.11 | 7.11 | 7.11 | 7.11 | 6.11 | 5.75 | 4.25 | 3.00 | 3.00 | 3.00 | 3.00 | 3.00 | 240.36 |

# PERSONNEL RESPONSIBILITIES

**Manatee Southeast Regional Water Reclamation Facility.**

PCL Construction, Inc.

1 N Dale Mabry Hwy Suite 300

Tampa, FL 33609

**Project Manager**

- Overall Project Management
- Safety Administration
- Quality
- Indoctrinate all Employees
- Review all Work Plans and JHA's
- Equipment Management
- Job Schedule
- 90-day Schedule
- Cost Report and LDR
- Engineer and Manatee County Relations
- Public Relations
- Letters to Engineer and Manatee County
- Approve all purchases
- Training

**Project Engineer - Underground**

- Management of Engineering Operations
- Safety administration
- Cost Report and LDR
- Knowledge of Job
- Understanding of Plans and Specifications
- Sub and Material Contracts
- Engineering Files -> Submittals and Correspondence
- Commodity Charts
- Scheduling Subs and Permanent Materials
- Maintain RFI Log
- Subcontractor Quantities and Pay forms
- Supplier Quantities and Pay forms
- Monthly Owner's Progress Estimates

- Copy and Distribute 3-week Schedules
- Job Photos
- Update CPM Schedule
- Maintain Professional Office

**Project Engineer - Concrete**

- Management of Engineering Operations
- Safety Administration
- Cost Report and LDR
- Knowledge of Job
- Understanding of Plans and Specifications
- Sub and Material Contracts
- Engineering Files -> Submittals and Correspondence
- Commodity Charts
- Oversee Concrete and Site Works
- Scheduling Subs and Permanent Materials
- Subcontractor Quantities and Pay forms
- Supplier Quantities and Pay forms
- Monthly Owner's Progress Estimates
- Copy and Distribute 3-week Schedule
- Job Photos
- Update CPM Schedule
- Maintain Professional Office

**Project Engineer - Mechanical**

- Management of Engineering Operations
- Safety Administration
- Cost Report and LDR
- Knowledge of Job
- Understanding of Plans and Specifications
- Sub and Material Contracts

- Engineering Files -> Submittals and Correspondence
- Commodity Charts
- Oversee Mechanical, Equipment, Electrical and I&C Works
- Scheduling Subs and Permanent Materials
- Subcontractor Quantities and Pay forms
- Supplier Quantities and Pay forms
- Monthly Owner's Progress Estimates
- Copy and Distribute 3-week Schedules
- Job Photos
- Update CPM Schedule
- Maintain Professional Office

**General Superintendent**

- Management of Operations
- Safety Administration
- Equipment Management
- Management of Crews
- Three-Week Schedule
- Three-Day Schedule
- Planning and Implementation of Operations
- Knowledge of Plans and Specifications
- Quality
- Craft Training
- Knowledge of Costs and Projections
- Management of Yard
- Control of ST&S
- Inspector Relations
- Public Relations

**Field Superintendent – Underground**

- Safety Administration

- Equipment Management
- Management of Crews
- 3-week Schedule
- 3-day Schedule
- Planning and Implementation of Operations
- Knowledge of Plans and Specifications
- Quality
- Craft Training
- Utility Locates
- Knowledge of Costs and Projections
- Management of Yard
- Control of ST&S
- Inspector Relations
- Public Relations

**Field Superintendent – Concrete**

- Safety Administration
- Equipment Management
- Management of Crews
- 3-week Schedule
- 3-day Schedule
- Planning and Implementation of Operations
- Knowledge of Plans and Specification
- Quality
- Craft Training
- Formwork and Scaffold Inspection
- Pre-pour Checklist
- Rebar Check
- Knowledge of Costs and Projections
- Management of Yard

- Control of ST&S
- Inspector Relations
- Public Relations

**Field Superintendent – Mechanical**

- Safety Administration
- Equipment Management
- Management of Crews
- 3-week Schedule
- 3-day Schedule
- Planning and Implementation of Operations
- Knowledge of Plans and Specifications
- Quality
- Craft Training
- Equipment Storage
- Equipment Installation
- Knowledge of Costs and Projections
- Management of Yard
- Control of ST&S
- Inspector Relations
- Public Relations

**Field Engineer – Underground**

- Support Field Superintendent
- Safety -> Work Accident Free
- Quality
- Field Engineering
- Maintain Call Before You Dig Log
- Knowledge of Plans and Specifications
- Direct Quantities
- Daily Costs and Trend Charts

- Responsible for Ordering and Tracking Materials and Subs
- Trucking Log
- Quality Testing and Implementation
- Maintain Professional Office, Yard, and Jobsite
- Job Photos

**Field Engineer – Concrete**

- Support Field Superintendent
- Safety -> Work Accident Free
- Quality
- Field Engineering
- Knowledge of Plans and Specifications
- Direct Quantities
- Daily Costs and Trend Charts
- Pre-Pour Checklists
- Formwork Design
- Responsible for Ordering and Tracking Concrete, Rebar, Formwork, etc.
- Maintain Professional Office, Yard, and Jobsite
- Job Photos

**Field Engineer – Mechanical**

- Support Field Superintendent
- Safety -> Work Accident Free
- Quality
- Knowledge of Plans and Specifications
- Daily Costs and Trend Charts
- Responsible for Mechanical Piping and Equipment
- Maintain Professional Office, Yard, and Jobsite
- Job Photos

# TAB 2

## SCHEDULE

# SCHEDULE NARRATIVE

Using the current CPM schedule titled "SEWRF Capacity Improv. - 100% GMP 3 Phase B - (DD 07.01.26)", the overall duration of the Phase B work associated with the SEWRF Capacity Improvements is 1,105 days.

Critical path for the project is driven by the AGS System Equipment, although work begins with the subgrade preparation for the AGS basins 1 through 3. Concrete work for the AGS is completed and then directed through the AGS Blower and Pump Stations with the Electrical Building No. 4 being built to accept the new electrical gear. Mechanical, coatings, electrical, and I&C scopes follow in sequence for each structure.

Upon arrival of the AGS System Equipment, the critical path proceeds through the installation and startup of the system where it then moves to the startup & commissioning of the AGS Basins. The work within the Oxidation Ditches 1 through 3 will be completed prior to AGS startup in the wet to allow the Plant to function while the Aerators are replaced. Final completion of the project will be reached once the AGS Basins have been successfully seeded and are running at design capacity.

## General Conditions: 665 Calendar Days

| | Start | End | Calendar Days |
|---|---|---|---|
| Contracts | 9/3/2026 | 11/13/2026 | 71 |
| Prepare & Submit | 10/30/2026 | 3/9/2027 | 130 |
| Review & Appprove | 11/23/2026 | 5/4/2027 | 162 |
| Procure & Deliver | 12/2/2026 | 6/29/2028 | 575 |
| O&M | 1/19/2027 | 5/18/2027 | 119 |

## Sitework: 874 Calendar Days

| | Start | End | Calendar Days |
|---|---|---|---|
| Sitework: | 7/1/2026 | 11/21/2028 | 874 |

Sitework will consist of the Vibro Replacement Foundation, underground piping, and any other asphalt milling and paving as required. The Vibro Replacement Foundation was incorporated under the Phase A scope of work and will address ground improvement and ensure proper support for future structures. Sitework activities are on the project's critical path and will be closely monitored to prevent schedule impacts.

## MOPO: 75 Calendar Days

| | Start | End | Calendar Days |
|---|---|---|---|
| MOPO's: | 7/9/2027 | 9/22/2027 | 75 |

MOPO phase of the project includes a series of planned tie-ins and modifications to existing pipelines and process lines within the facility. MOPO activities are critical to integrating new facilities with the existing plan, they are scheduled to occur after the construction is complete and before final commissioning which will take place within 75 calendar days.

## Ductbanks: 292 Calendar Days

| | Start | End | Calendar Days |
|---|---|---|---|
| Ductbanks: | 3/17/2027 | 1/3/2028 | 292 |

Installation of Underground Electrical Duct banks scheduled to take place within 292 calendar days. This work includes all trenching, conduit installation, and concrete encasement needed to provide safe and reliable pathways for power and communication cables throughout the facility.

## AGS Basins 1 -3: 758 Calendar Days

| | Start | End | Calendar Days |
|---|---|---|---|
| Dutchland: | 1/26/2027 | 4/5/2028 | 435 |
| Mechanical: | 12/2/2027 | 1/17/2029 | 412 |
| Electrical: | 2/24/2027 | 2/22/2029 | 729 |

Construction of AGS Basins 1-3 scheduled to take place within 758 calendar days. This construction work includes all excavation, concrete, mechanical, and process equipment installation needed to complete the new AGS treatment basins.

## AGS Blower Building: 258 Calendar Days

| | Start | End | Calendar Days |
|---|---|---|---|
| Blower Building: | 5/26/2027 | 2/8/2028 | 258 |

AGS Blower Building is scheduled to take place within 258 calendar days. This building will house the blowers and equipment needed to supply air to the new AGS Basins. Work includes all building construction, equipment installation, and utility connections.

## AGS Pump Station: 308 Calendar Days

| | Start | End | Calendar Days |
|---|---|---|---|
| Pump Station: | 6/30/2027 | 5/3/2028 | 308 |

AGS Pump Station is scheduled to take place within 308 calendar days. This pump station includes all structural, mechanical, electrical, and control systems needed for transferring flows within the AGS process.

## Electrical Building No. 4: 365 Calendar Days

| | Start | End | Calendar Days |
|---|---|---|---|
| Building No. 4: | 10/18/2027 | 10/17/2028 | 365 |

Electrical Building No. 4 is scheduled to take place within 365 calendar days. This Electrical Building will house the main electrical distribution equipment and control systems needed to support the new AGS process and other plant improvements.

## Generator: 272 Calendar Days

| | Start | End | Calendar Days |
|---|---|---|---|
| Generator: | 1/25/2028 | 10/23/2028 | 272 |

Generator Pad is scheduled to take place within 272 calendar days. This scope of work includes the installation of the reinforced concrete pad, all associated generator piping, and the electrical services to support the new standby generator.

## Startup & Commissioning: 200 Calendar Days

| | Start | End | Calendar Days |
|---|---|---|---|
| Startup & Commissioning: | 2/23/2029 | 9/11/2029 | 200 |

Startup & Commissioning Services scheduled to take place within 200 calendar days. These services will include I&C Loop checking, AGS Functional testing, AGS Operational Training processes, and AGS Seed & Commissioning processes.

## Oxidation Ditches 1 - 3: 298 Calendar Days

| | Start | End | Calendar Days |
|---|---|---|---|
| Oxidation Ditch 1: | 7/30/2027 | 11/3/2027 | 96 |
| Oxidation Ditch 2: | 11/4/2027 | 2/16/2028 | 104 |
| Oxidation Ditch 3: | 2/17/2028 | 5/23/2028 | 96 |

Oxidation Ditches 1, 2, and 3 are scheduled to take place within 298 calendar days. The scope of work for these 3 Oxidation Ditches include drainage, demoing, installation, checking, and testing of Aerators.

| Activity ID | Activity Name | Original Duration | Activity % Complete | Remaining Duration | Start | Finish | Total Float |
|---|---|---|---|---|---|---|---|
| **SEWRF Capacity Improv. - 100% GMP 3 Phase B - (DD 07.01.26)** | | 1817 | | 800 | 03-Jun-22 A | 11-Sep-29 | -544 |
| **Project Milestones** | | 1286 | | 87 | 07-Jun-22 A | 02-Aug-27 | -16 |
| **Preconstruction Services** | | 588 | | 0 | 03-Jun-22 A | 16-Sep-24 A | |
| **Construction Services Phase A** | | 751 | | 272 | 13-May-24 A | 02-Aug-27 | -16 |
| **Construction Services Phase B** | | 800 | | 800 | 01-Jul-26 | 11-Sep-29 | -544 |
| **Phase B** | | 800 | | 800 | 01-Jul-26 | 11-Sep-29 | -544 |
| **GMP Development** | | 44 | | 44 | 01-Jul-26 | 01-Sep-26 | -544 |
| **Phase B Development** | | 44 | | 44 | 01-Jul-26 | 01-Sep-26 | -544 |
| PHB-1000 | GMP Development | 3 | 0% | 3 | 01-Jul-26 | 06-Jul-26 | -544 |
| PHB-1010 | GMP County Review & Approval Phase B | 5 | 0% | 5 | 07-Jul-26 | 13-Jul-26 | -544 |
| PHB-1020 | PCL Revisions/Final GMP Phase B | 5 | 0% | 5 | 14-Jul-26 | 20-Jul-26 | -544 |
| PHB-1030 | Phase B GMP BOCC Board Prep | 26 | 0% | 26 | 21-Jul-26 | 25-Aug-26 | -544 |
| PHB-1040 | GMP Agreement Phase B | 5 | 0% | 5 | 26-Aug-26 | 01-Sep-26 | -544 |
| **General Conditions** | | 756 | | 756 | 02-Sep-26 | 11-Sep-29 | -544 |
| **Permits** | | 756 | | 756 | 02-Sep-26 | 11-Sep-29 | -544 |
| P.B-1000 | Building permit | 60 | 0% | 60 | 02-Sep-26 | 30-Nov-26 | -379 |
| P.B 1010 | NTP Construction Phase B | 1 | 0% | 1 | 02-Sep-26 | 02-Sep-26 | -544 |
| P.B 1020 | Substantial Completion - AGS System | 0 | 0% | 0 | | 11-Sep-29 | -544 |
| P.B 1030 | Substantial Completion Phase B | 0 | 0% | 0 | | 11-Sep-29 | -544 |
| **Contracts** | | 50 | | 50 | 03-Sep-26 | 13-Nov-26 | 66 |
| CONT.B-102 | Dutchland Precast Sub | 40 | 0% | 40 | 03-Sep-26 | 29-Oct-26 | -514 |
| CONT.B-104 | AGS Equipment Sub | 50 | 0% | 50 | 03-Sep-26 | 13-Nov-26 | -544 |
| CONT.B-106 | Electrical Sub | 50 | 0% | 50 | 03-Sep-26 | 13-Nov-26 | -464 |
| CONT.B-107 | I&C Sub | 50 | 0% | 50 | 03-Sep-26 | 13-Nov-26 | -196 |
| CONT.B-109 | Coatings Sub | 50 | 0% | 50 | 03-Sep-26 | 13-Nov-26 | -226 |
| CONT.B-110 | HVAC Sub | 50 | 0% | 50 | 03-Sep-26 | 13-Nov-26 | -316 |
| CONT.B-111 | Asphalt Sub | 50 | 0% | 50 | 03-Sep-26 | 13-Nov-26 | 46 |
| CONT.B-112 | Roofing Sub | 50 | 0% | 50 | 03-Sep-26 | 13-Nov-26 | -234 |
| CONT.B-113 | Doors Sub | 50 | 0% | 50 | 03-Sep-26 | 13-Nov-26 | -124 |
| CONT.B-114 | Metal Canopy Sub | 50 | 0% | 50 | 03-Sep-26 | 13-Nov-26 | -284 |
| CONT.B-115 | SS Pipe Sub | 50 | 0% | 50 | 03-Sep-26 | 13-Nov-26 | -414 |
| CONT.B-118 | Linestop/Hot Taps Sub | 50 | 0% | 50 | 03-Sep-26 | 13-Nov-26 | -443 |
| CONT.B-119 | Survey Sub | 50 | 0% | 50 | 03-Sep-26 | 13-Nov-26 | 66 |
| CONT.B-120 | Masonry Sub | 50 | 0% | 50 | 03-Sep-26 | 13-Nov-26 | -519 |
| CONT.B-121 | Concrete Finishing Sub | 50 | 0% | 50 | 03-Sep-26 | 13-Nov-26 | -424 |
| CONT.B-122 | Mechanical Pipe/Valves/Fittings PO | 50 | 0% | 50 | 03-Sep-26 | 13-Nov-26 | -460 |
| CONT.B-123 | PVC Pipe PO | 50 | 0% | 50 | 03-Sep-26 | 13-Nov-26 | -146 |
| CONT.B-124 | Aerators PO | 50 | 0% | 50 | 03-Sep-26 | 13-Nov-26 | -218 |
| CONT.B-126 | Concrete Material PO | 50 | 0% | 50 | 03-Sep-26 | 13-Nov-26 | -519 |
| CONT.B-127 | Formwork & Shoring PO | 50 | 0% | 50 | 03-Sep-26 | 13-Nov-26 | -246 |
| CONT.B-129 | Metals PO | 50 | 0% | 50 | 03-Sep-26 | 13-Nov-26 | -459 |
| CONT.B-130 | AGS WAS Pump PO | 50 | 0% | 50 | 03-Sep-26 | 13-Nov-26 | -324 |
| CONT.B-131 | AGS IPS Pump PO | 50 | 0% | 50 | 03-Sep-26 | 13-Nov-26 | -324 |
| CONT.B-132 | Pipe Supports PO | 50 | 0% | 50 | 03-Sep-26 | 13-Nov-26 | -444 |
| **Prepare and Submit Submittals** | | 90 | | 90 | 30-Oct-26 | 16-Mar-27 | 61 |
| PS.B-1040 | Precast Panels | 65 | 0% | 65 | 30-Oct-26 | 08-Feb-27 | -514 |
| PS.B-1050 | AquaNereda System | 75 | 0% | 75 | 16-Nov-26 | 09-Mar-27 | -544 |
| PS.B-1070 | Conduits & Fittings | 60 | 0% | 60 | 16-Nov-26 | 16-Feb-27 | -259 |

**PCL Construction**

**SEWRF Capacity Improv. - 100% GMP 3 Phase B - (DD 07.01.26)**

Data Date: 01-Jul-26
Print Date: 10-Jul-26

Page 1 of 9

Actual Work
Remaining Work
Critical Remaining Work
Remaining Level of Effort
Actual Level of Effort
Milestone

| Activity ID | Activity Name | Original Duration | Activity % Complete | Remaining Duration | Start | Finish | Total Float |
|---|---|---|---|---|---|---|---|
| PS.B-1080 | Conductors | 60 | 0% | 60 | 16-Nov-26 | 16-Feb-27 | -259 |
| PS.B-1090 | Manholes | 60 | 0% | 60 | 16-Nov-26 | 16-Feb-27 | -259 |
| PS.B-1100 | Panelboards | 60 | 0% | 60 | 16-Nov-26 | 16-Feb-27 | -181 |
| PS.B-1110 | ATS | 60 | 0% | 60 | 16-Nov-26 | 16-Feb-27 | -446 |
| PS.B-1120 | Transformers | 60 | 0% | 60 | 16-Nov-26 | 16-Feb-27 | -181 |
| PS.B-1130 | Switchgear | 60 | 0% | 60 | 16-Nov-26 | 16-Feb-27 | -446 |
| PS.B-1140 | Lighting | 60 | 0% | 60 | 16-Nov-26 | 16-Feb-27 | -191 |
| PS.B-1150 | Disconnects | 60 | 0% | 60 | 16-Nov-26 | 16-Feb-27 | -161 |
| PS.B-1160 | Fire Alarm System | 60 | 0% | 60 | 16-Nov-26 | 16-Feb-27 | -171 |
| PS.B-1170 | Generators | 60 | 0% | 60 | 16-Nov-26 | 16-Feb-27 | -464 |
| PS.B-1180 | SP-23 | 75 | 0% | 75 | 16-Nov-26 | 09-Mar-27 | -196 |
| PS.B-1190 | Fiber Patch Panels & Cable | 75 | 0% | 75 | 16-Nov-26 | 09-Mar-27 | -186 |
| PS.B-1200 | Pushbutton Panels | 75 | 0% | 75 | 16-Nov-26 | 09-Mar-27 | -176 |
| PS.B-1210 | Flow Meters | 75 | 0% | 75 | 16-Nov-26 | 09-Mar-27 | -179 |
| PS.B-1220 | Level Float Switches | 75 | 0% | 75 | 16-Nov-26 | 09-Mar-27 | -179 |
| PS.B-1230 | Radar Level Sensor | 75 | 0% | 75 | 16-Nov-26 | 09-Mar-27 | -179 |
| PS.B-1240 | Pressure Gauge | 75 | 0% | 75 | 16-Nov-26 | 09-Mar-27 | -179 |
| PS.B-1260 | Concrete Miscellaneous Materials | 75 | 0% | 75 | 16-Nov-26 | 09-Mar-27 | -519 |
| PS.B-1270 | Surface Protections & Painting Systems | 75 | 0% | 75 | 16-Nov-26 | 09-Mar-27 | -226 |
| PS.B-1280 | HVAC System | 75 | 0% | 75 | 16-Nov-26 | 09-Mar-27 | -316 |
| PS.B-1290 | Asphalt Mix Design | 75 | 0% | 75 | 16-Nov-26 | 09-Mar-27 | 46 |
| PS.B-1300 | Roofing System | 80 | 0% | 80 | 16-Nov-26 | 16-Mar-27 | -234 |
| PS.B-1310 | Doors & Hardware | 20 | 0% | 20 | 16-Nov-26 | 15-Dec-26 | -124 |
| PS.B-1320 | Blower Metal Canopy | 60 | 0% | 60 | 16-Nov-26 | 16-Feb-27 | -284 |
| PS.B-1330 | Blower Stainless Steel Piping | 75 | 0% | 75 | 16-Nov-26 | 09-Mar-27 | -414 |
| PS.B-1360 | Line Stop Submittals | 75 | 0% | 75 | 16-Nov-26 | 09-Mar-27 | -443 |
| PS.B-1370 | Survey As-Builts | 75 | 0% | 75 | 16-Nov-26 | 09-Mar-27 | 66 |
| PS.B-1380 | Ductile Iron Pipe & Fittings | 5 | 0% | 5 | 16-Nov-26 | 20-Nov-26 | -460 |
| PS.B-1390 | MJ and FLG Valves | 75 | 0% | 75 | 16-Nov-26 | 09-Mar-27 | -439 |
| PS.B-1400 | Wall Sleeves & Link Seals | 75 | 0% | 75 | 16-Nov-26 | 09-Mar-27 | -191 |
| PS.B-1410 | PVC Pipe/Fittings/Valves | 30 | 0% | 30 | 16-Nov-26 | 31-Dec-26 | -146 |
| PS.B-1420 | Surface Aerators Equipment | 75 | 0% | 75 | 16-Nov-26 | 09-Mar-27 | -218 |
| PS.B-1440 | Concrete Mix Designs | 75 | 0% | 75 | 16-Nov-26 | 09-Mar-27 | -519 |
| PS.B-1450 | Formwork & Shoring Shop Drawings | 75 | 0% | 75 | 16-Nov-26 | 09-Mar-27 | -246 |
| PS.B-1470 | Stairs & Platforms | 75 | 0% | 75 | 16-Nov-26 | 09-Mar-27 | -459 |
| PS.B-1480 | Handrails | 75 | 0% | 75 | 16-Nov-26 | 09-Mar-27 | -444 |
| PS.B-1490 | Plate Covers | 75 | 0% | 75 | 16-Nov-26 | 09-Mar-27 | -424 |
| PS.B-1500 | Screw Induced Centrifugal Pumps | 75 | 0% | 75 | 16-Nov-26 | 09-Mar-27 | -324 |
| PS.B-1510 | Horizontal End Centrifugal Pumps | 75 | 0% | 75 | 16-Nov-26 | 09-Mar-27 | -324 |
| PS.B-1520 | Pipe Supports Shop Drawings | 75 | 0% | 75 | 16-Nov-26 | 09-Mar-27 | -444 |
| **Review & Approve Submittals** | | 110 | | 110 | 23-Nov-26 | 04-May-27 | 46 |
| RA.B-1380 | Ductile Iron Pipe & Fittings | 5 | 0% | 5 | 23-Nov-26 | 01-Dec-26 | -460 |
| RA.B-1310 | Doors & Hardware | 20 | 0% | 20 | 16-Dec-26 | 15-Jan-27 | -124 |
| RA.B-1410 | PVC Pipe/Fittings/Valves | 20 | 0% | 20 | 04-Jan-27 | 01-Feb-27 | -146 |
| RA.B-1010 | Precast Panels | 20 | 0% | 20 | 09-Feb-27 | 09-Mar-27 | -514 |
| RA.B-1070 | Conduits & Fittings | 20 | 0% | 20 | 17-Feb-27 | 16-Mar-27 | -259 |
| RA.B-1080 | Conductors | 20 | 0% | 20 | 17-Feb-27 | 16-Mar-27 | -259 |
| RA.B-1090 | Manholes | 20 | 0% | 20 | 17-Feb-27 | 16-Mar-27 | -259 |
| RA.B-1100 | Panelboards | 20 | 0% | 20 | 17-Feb-27 | 16-Mar-27 | -181 |
| RA.B-1110 | ATS | 20 | 0% | 20 | 17-Feb-27 | 16-Mar-27 | -446 |

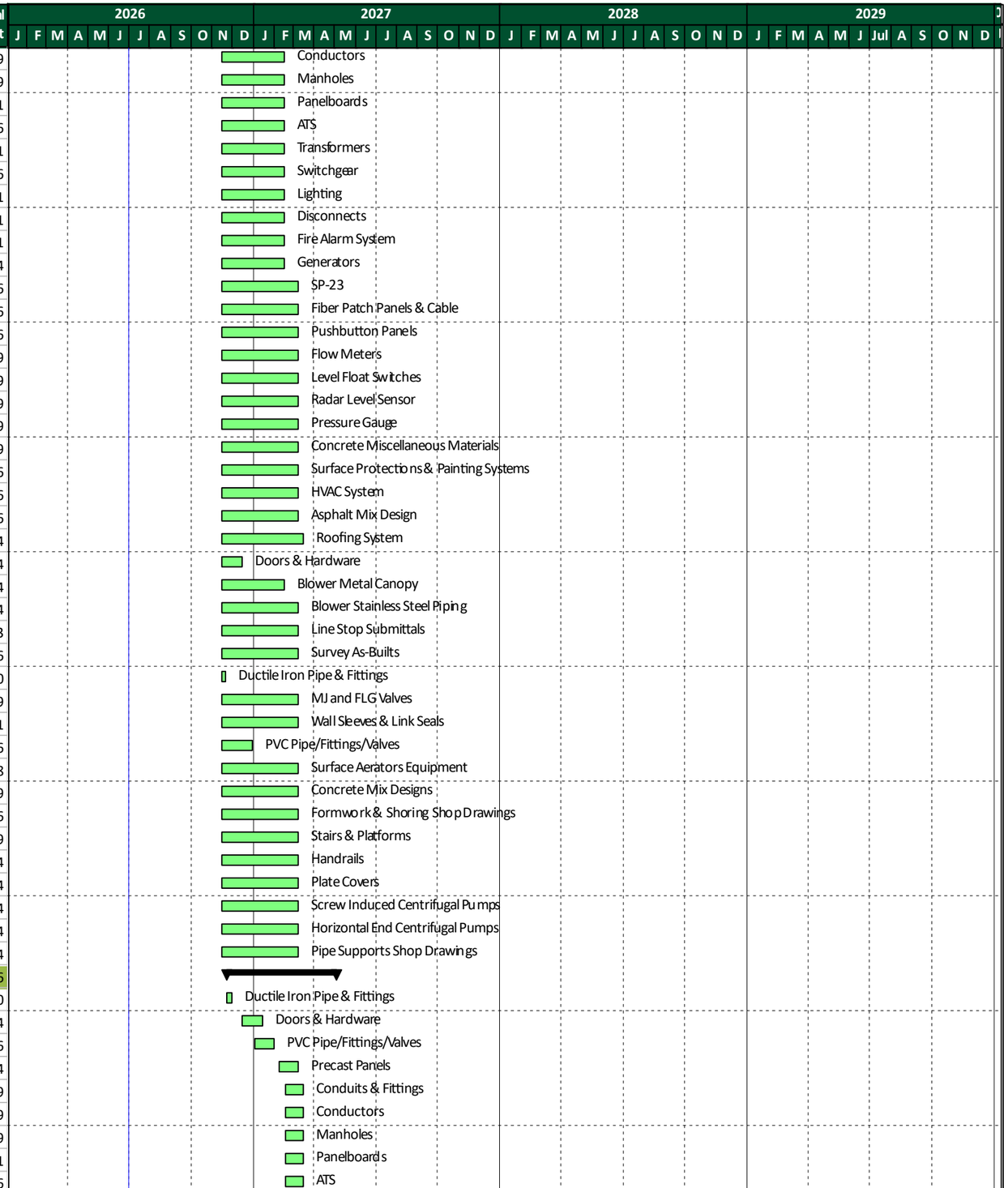

| Activity ID | Activity Name | Original Duration | Activity % Complete | Remaining Duration | Start | Finish | Total Float |
|---|---|---|---|---|---|---|---|
| RA.B-1120 | Transformers | 20 | 0% | 20 | 17-Feb-27 | 16-Mar-27 | -181 |
| RA.B-1130 | Switchgear | 20 | 0% | 20 | 17-Feb-27 | 16-Mar-27 | -446 |
| RA.B-1140 | Lighting | 20 | 0% | 20 | 17-Feb-27 | 16-Mar-27 | -191 |
| RA.B-1150 | Disconnects | 20 | 0% | 20 | 17-Feb-27 | 16-Mar-27 | -161 |
| RA.B-1160 | Fire Alarm System | 20 | 0% | 20 | 17-Feb-27 | 16-Mar-27 | -171 |
| RA.B-1170 | Generators | 20 | 0% | 20 | 17-Feb-27 | 16-Mar-27 | -464 |
| RA.B-1320 | Blower Metal Canopy | 20 | 0% | 20 | 17-Feb-27 | 16-Mar-27 | -284 |
| RA.B-1050 | AquaNereda System | 40 | 0% | 40 | 10-Mar-27 | 04-May-27 | -544 |
| RA.B-1180 | SP-23 | 20 | 0% | 20 | 10-Mar-27 | 06-Apr-27 | -196 |
| RA.B-1190 | Fiber Patch Panels & Cable | 20 | 0% | 20 | 10-Mar-27 | 06-Apr-27 | -186 |
| RA.B-1200 | Pushbutton Panels | 20 | 0% | 20 | 10-Mar-27 | 06-Apr-27 | -176 |
| RA.B-1210 | Flow Meters | 20 | 0% | 20 | 10-Mar-27 | 06-Apr-27 | -179 |
| RA.B-1220 | Level Float Switches | 20 | 0% | 20 | 10-Mar-27 | 06-Apr-27 | -179 |
| RA.B-1230 | Radar Level Sensor | 20 | 0% | 20 | 10-Mar-27 | 06-Apr-27 | -179 |
| RA.B-1240 | Pressure Gauge | 20 | 0% | 20 | 10-Mar-27 | 06-Apr-27 | -179 |
| RA.B-1260 | Concrete Miscellaneous Materials | 20 | 0% | 20 | 10-Mar-27 | 06-Apr-27 | -519 |
| RA.B-1270 | Surface Protections & Painting Systems | 20 | 0% | 20 | 10-Mar-27 | 06-Apr-27 | -226 |
| RA.B-1280 | HVAC System | 20 | 0% | 20 | 10-Mar-27 | 06-Apr-27 | -316 |
| RA.B-1290 | Asphalt Mix Design | 20 | 0% | 20 | 10-Mar-27 | 06-Apr-27 | 46 |
| RA.B-1330 | Blower Stainless Steel Piping | 20 | 0% | 20 | 10-Mar-27 | 06-Apr-27 | -414 |
| RA.B-1360 | Line Stop | 20 | 0% | 20 | 10-Mar-27 | 06-Apr-27 | -443 |
| RA.B-1370 | Survey As-Builts | 20 | 0% | 20 | 10-Mar-27 | 06-Apr-27 | 66 |
| RA.B-1390 | MJ and FLG Valves | 20 | 0% | 20 | 10-Mar-27 | 06-Apr-27 | -439 |
| RA.B-1400 | Wall Sleeves & Link Seals | 20 | 0% | 20 | 10-Mar-27 | 06-Apr-27 | -191 |
| RA.B-1420 | Surface Aerators Equipment | 20 | 0% | 20 | 10-Mar-27 | 06-Apr-27 | -218 |
| RA.B-1440 | Concrete Mix Designs | 20 | 0% | 20 | 10-Mar-27 | 06-Apr-27 | -519 |
| RA.B-1450 | Formwork & Shoring | 20 | 0% | 20 | 10-Mar-27 | 06-Apr-27 | -246 |
| RA.B-1470 | Stairs & Platforms | 20 | 0% | 20 | 10-Mar-27 | 06-Apr-27 | -459 |
| RA.B-1480 | Handrails | 20 | 0% | 20 | 10-Mar-27 | 06-Apr-27 | -444 |
| RA.B-1490 | Plate Covers | 20 | 0% | 20 | 10-Mar-27 | 06-Apr-27 | -424 |
| RA.B-1500 | Screw Induced Centrifugal Pumps | 20 | 0% | 20 | 10-Mar-27 | 06-Apr-27 | -324 |
| RA.B-1510 | Horizontal End Centrifugal Pumps | 20 | 0% | 20 | 10-Mar-27 | 06-Apr-27 | -324 |
| RA.B-1520 | Pipe Supports | 20 | 0% | 20 | 10-Mar-27 | 06-Apr-27 | -444 |
| RA.B-1300 | Roofing System | 20 | 0% | 20 | 17-Mar-27 | 13-Apr-27 | -234 |
| **Procure & Deliver** | | 395 | | 395 | 02-Dec-26 | 29-Jun-28 | -409 |
| P&D.B1400 | Ductile Iron Pipe & fittings | 80 | 0% | 80 | 02-Dec-26 | 30-Mar-27 | -460 |
| P&D.B1310 | Doors & Hardware | 60 | 0% | 60 | 19-Jan-27 | 13-Apr-27 | -124 |
| P&D.B-1002 | Precast Panels | 75 | 0% | 75 | 10-Mar-27 | 23-Jun-27 | -514 |
| P&D.B1100 | Panelboards | 60 | 0% | 60 | 17-Mar-27 | 09-Jun-27 | -181 |
| P&D.B1110 | ATS | 325 | 0% | 325 | 17-Mar-27 | 29-Jun-28 | -446 |
| P&D.B1120 | Transformers | 60 | 0% | 60 | 17-Mar-27 | 09-Jun-27 | -181 |
| P&D.B1130 | Switchgear | 325 | 0% | 325 | 17-Mar-27 | 29-Jun-28 | -446 |
| P&D.B1140 | Lighting | 60 | 0% | 60 | 17-Mar-27 | 09-Jun-27 | -191 |
| P&D.B1160 | Fire Alarm System | 60 | 0% | 60 | 17-Mar-27 | 09-Jun-27 | -171 |
| P&D.B1170 | Generators | 275 | 0% | 275 | 17-Mar-27 | 19-Apr-28 | -464 |
| P&D.B1320 | Blower Metal Canopy | 60 | 0% | 60 | 17-Mar-27 | 09-Jun-27 | -284 |
| P&D.B1150 | Disconnects | 40 | 0% | 40 | 17-Mar-27 | 11-May-27 | -161 |
| P&D.B1180 | SCADA Panel-23 (SP-23) | 60 | 0% | 60 | 07-Apr-27 | 30-Jun-27 | -196 |
| P&D.B1190 | Fiber Patch Panels & Cable | 60 | 0% | 60 | 07-Apr-27 | 30-Jun-27 | -186 |
| P&D.B1280 | HVAC System | 120 | 0% | 120 | 07-Apr-27 | 24-Sep-27 | -316 |

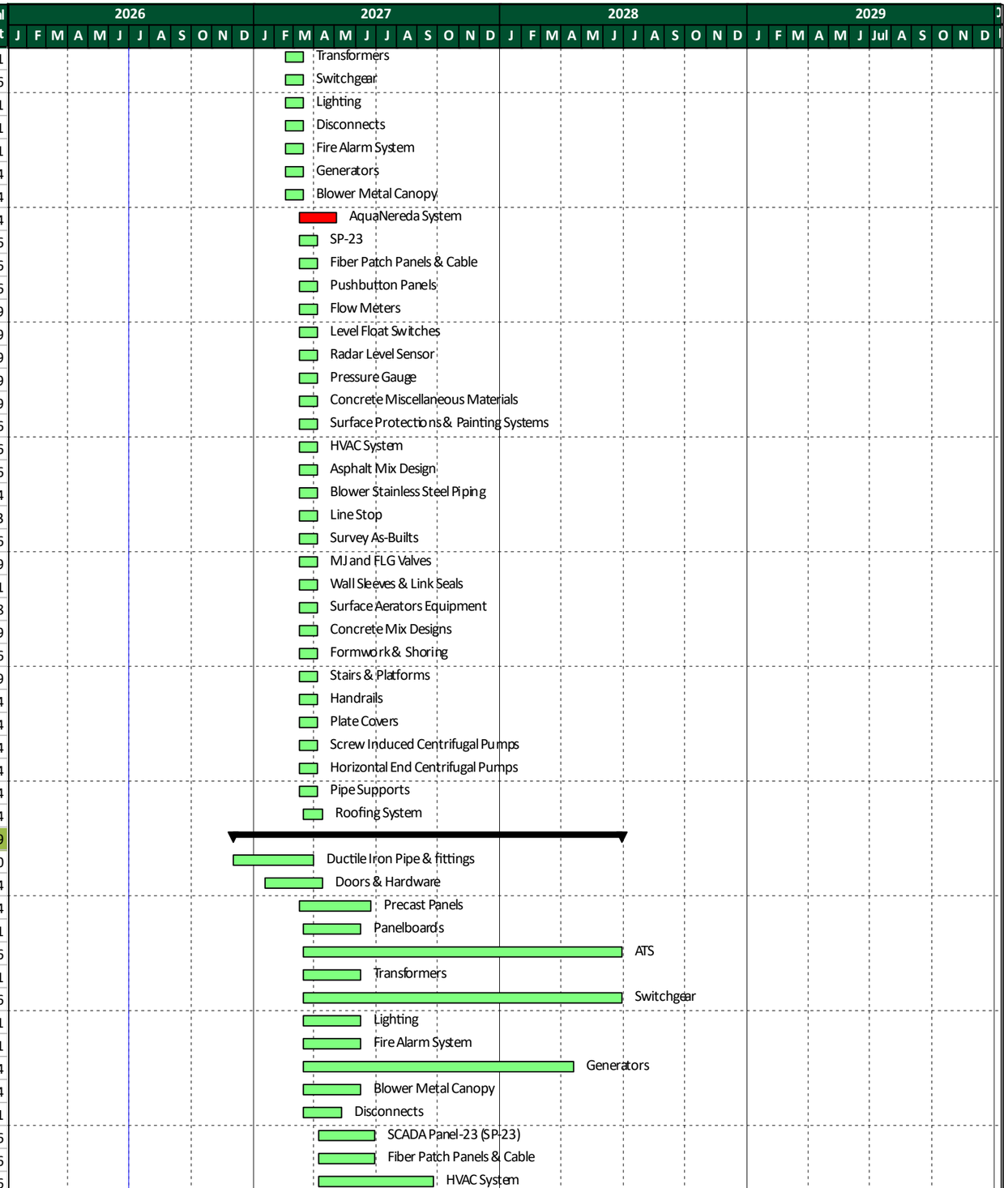


**PCL Construction**

**SEWRF Capacity Improv. - 100% GMP 3 Phase B - (DD 07.01.26)**

Data Date: 01-Jul-26
Print Date: 10-Jul-26

Actual Work
Remaining Work
Critical Remaining Work
Remaining Level of Effort
Actual Level of Effort
Milestone

| Activity ID | Activity Name | Original Duration | Activity % Complete | Remaining Duration | Start | Finish | Total Float |
|---|---|---|---|---|---|---|---|
| P&D.B1330 | Blower Stainless Steel Piping | 60 | 0% | 60 | 07-Apr-27 | 30-Jun-27 | -414 |
| P&D.B1360 | Line Stop Submittals | 80 | 0% | 80 | 07-Apr-27 | 29-Jul-27 | -443 |
| P&D.B1380 | PVC Pipe & Fittings | 80 | 0% | 80 | 07-Apr-27 | 29-Jul-27 | -191 |
| P&D.B1390 | MJ and FLG Valves | 90 | 0% | 90 | 07-Apr-27 | 12-Aug-27 | -439 |
| P&D.B1420 | Surface Aerators Equipment | 80 | 0% | 80 | 07-Apr-27 | 29-Jul-27 | -218 |
| P&D.B1470 | Stairs & Platforms | 60 | 0% | 60 | 07-Apr-27 | 30-Jun-27 | -459 |
| P&D.B1480 | Handrails | 60 | 0% | 60 | 07-Apr-27 | 30-Jun-27 | -444 |
| P&D.B1490 | Plate Covers | 60 | 0% | 60 | 07-Apr-27 | 30-Jun-27 | -424 |
| P&D.B1500 | Screw Induced Centrifugal Pumps | 110 | 0% | 110 | 07-Apr-27 | 10-Sep-27 | -324 |
| P&D.B1510 | Horizontal End Centrifugal Pumps | 110 | 0% | 110 | 07-Apr-27 | 10-Sep-27 | -324 |
| P&D.B1520 | Pipe Supports Shop Drawings | 60 | 0% | 60 | 07-Apr-27 | 30-Jun-27 | -444 |
| P&D.B1200 | Instrumentation | 80 | 0% | 80 | 07-Apr-27 | 29-Jul-27 | -179 |
| P&D.B1340 | Pushbutton Panels | 40 | 0% | 40 | 07-Apr-27 | 02-Jun-27 | -176 |
| P&D.B1050 | AquaNereda System | 110 | 0% | 110 | 05-May-27 | 08-Oct-27 | -544 |
| **O&M** | | 85 | | 85 | 19-Jan-27 | 18-May-27 | -104 |
| O&M.B1010 | Doors & Hardware | 30 | 0% | 30 | 19-Jan-27 | 02-Mar-27 | -69 |
| O&M.B1090 | AquaNereda System | 30 | 0% | 30 | 10-Mar-27 | 20-Apr-27 | -84 |
| O&M.B1020 | Panelboards | 30 | 0% | 30 | 17-Mar-27 | 27-Apr-27 | -129 |
| O&M.B1030 | ATS | 30 | 0% | 30 | 17-Mar-27 | 27-Apr-27 | -129 |
| O&M.B1040 | Transformers | 30 | 0% | 30 | 17-Mar-27 | 27-Apr-27 | -129 |
| O&M.B1050 | Switchgear | 30 | 0% | 30 | 17-Mar-27 | 27-Apr-27 | -129 |
| O&M.B1060 | Lighting | 30 | 0% | 30 | 17-Mar-27 | 27-Apr-27 | -129 |
| O&M.B1070 | Fire Alarm System | 30 | 0% | 30 | 17-Mar-27 | 27-Apr-27 | -129 |
| O&M.B1080 | Generators | 30 | 0% | 30 | 17-Mar-27 | 27-Apr-27 | -129 |
| O&M.B1100 | SCADA Panel-23 (SP-23) | 30 | 0% | 30 | 07-Apr-27 | 18-May-27 | -144 |
| O&M.B1110 | HVAC System | 30 | 0% | 30 | 07-Apr-27 | 18-May-27 | -236 |
| O&M.B1120 | MJ and FLG Valves | 30 | 0% | 30 | 07-Apr-27 | 18-May-27 | -104 |
| O&M.B1130 | Surface Aerators Equipment | 30 | 0% | 30 | 07-Apr-27 | 18-May-27 | -168 |
| **Phase B Construction** | | 800 | | 800 | 01-Jul-26 | 11-Sep-29 | -544 |
| **Sitework** | | 600 | | 600 | 01-Jul-26 | 21-Nov-28 | -344 |
| SW.B-1000 | Vibro Replacement Foundation | 40 | 0% | 40 | 01-Jul-26* | 26-Aug-26 | -419 |
| SW.B-1010 | Mill and Pave Asphalt | 20 | 0% | 20 | 24-Oct-28 | 21-Nov-28 | -344 |
| **Yard Piping** | | 140 | | 140 | 31-Mar-27 | 15-Oct-27 | -226 |
| UYP.B-1000 | Install 24" AGE | 70 | 0% | 70 | 31-Mar-27 | 08-Jul-27 | -460 |
| UYP.B-1050 | Install 8" AG-WAS | 10 | 0% | 10 | 09-Jul-27 | 22-Jul-27 | -460 |
| UYP.B-1070 | Install 4" DR | 10 | 0% | 10 | 23-Jul-27 | 05-Aug-27 | -460 |
| UYP.B-1080 | Install 24" AGE Tie-in to Flow Splitter | 10 | 0% | 10 | 23-Jul-27 | 05-Aug-27 | -434 |
| UYP.B-1030 | Install 4" NPW | 10 | 0% | 10 | 06-Aug-27 | 19-Aug-27 | -196 |
| UYP.B-1040 | Install 16" WLC | 15 | 0% | 15 | 06-Aug-27 | 26-Aug-27 | -460 |
| UYP.B-1060 | Install 2" NPW | 10 | 0% | | 20-Aug-27 | 02-Sep-27 | -196 |
| UYP.B-1020 | Install 12" LC Re-route | 15 | 0% | 15 | 27-Aug-27 | 17-Sep-27 | -460 |
| UYP.B-1010 | Install 6" LC Re-route | 17 | 0% | 17 | 23-Sep-27 | 15-Oct-27 | -460 |
| **MOPO's** | | 53 | | 53 | 09-Jul-27 | 22-Sep-27 | -207 |
| MOP-1060 | Relocate Electrical for 24" AGE | 10 | 0% | 10 | 09-Jul-27 | 22-Jul-27 | -434 |
| MOP-1000 | 12" LC Line Tie-in | 3 | 0% | 3 | 30-Jul-27 | 03-Aug-27 | -443 |
| MOP-1050 | 2" NPW Tie-in | 2 | 0% | 2 | 03-Sep-27 | 07-Sep-27 | -196 |
| MOP-1010 | 6" LC Line Tie-in | 3 | 0% | 3 | 20-Sep-27 | 22-Sep-27 | -460 |
| **Ductbanks** | | 200 | | 200 | 17-Mar-27 | 03-Jan-28 | -259 |
| EDB.B-1000 | Install Underground Electrical Ductbanks | 200 | 0% | 200 | 17-Mar-27 | 03-Jan-28 | -259 |
| **AGS Basins 1-3** | | 520 | | 520 | 26-Jan-27 | 22-Feb-29 | -544 |

| Activity ID | Activity Name | Original Duration | Activity % Complete | Remaining Duration | Start | Finish | Total Float |
|---|---|---|---|---|---|---|---|
| **Precast Concrete - DUTCHLAND** | | 300 | | 300 | 26-Jan-27 | 05-Apr-28 | -434 |
| AGS-1090 | AGS Basins 1-2 Subgrade Prep | 10 | 0% | 10 | 26-Jan-27 | 08-Feb-27 | -519 |
| AGS-1080 | AGS Basins 2-3 Subgrade Prep | 10 | 0% | 10 | 09-Feb-27 | 23-Feb-27 | -519 |
| AGS-1070 | FPS - Slab | 35 | 0% | 35 | 07-Apr-27 | 25-May-27 | -519 |
| AGS-1075 | Precast Panel Installation | 10 | 0% | 10 | 24-Jun-27 | 08-Jul-27 | -514 |
| AGS-1085 | Grout/Tention Panels | 50 | 0% | 50 | 09-Jul-27 | 17-Sep-27 | -514 |
| AGS-1125 | Water tightness testing Basin 1 | 15 | 0% | 15 | 20-Sep-27 | 08-Oct-27 | -484 |
| AGS-1105 | Install Metal Stairs | 15 | 0% | 15 | 20-Sep-27 | 08-Oct-27 | -514 |
| AGS-1095 | Coatings Tank 1 | 40 | 0% | 40 | 11-Oct-27 | 08-Dec-27 | -484 |
| AGS-1135 | Water tightness testing Basin 2 | 15 | 0% | 15 | 11-Oct-27 | 29-Oct-27 | -439 |
| AGS-1115 | Install Handrails | 20 | 0% | 20 | 11-Oct-27 | 05-Nov-27 | -514 |
| AGS-1145 | Water tightness testing Basin 3 | 15 | 0% | 15 | 01-Nov-27 | 22-Nov-27 | -384 |
| AGS-1155 | Install Checkered Plates | 15 | 0% | 15 | 08-Nov-27 | 01-Dec-27 | -514 |
| AGS-1130 | Coatings Tank 2 | 40 | 0% | 40 | 09-Dec-27 | 08-Feb-28 | -464 |
| AGS-1140 | Coatings Tank 3 | 40 | 0% | 40 | 09-Feb-28 | 05-Apr-28 | -434 |
| **Site Mechanical** | | 280 | | 280 | 02-Dec-27 | 17-Jan-29 | -519 |
| AGS-4050 | Install 20" AG WAS | 20 | 0% | 20 | 02-Dec-27 | 03-Jan-28 | -514 |
| AGS-4060 | Install 16" WLC | 15 | 0% | 15 | 04-Jan-28 | 25-Jan-28 | -514 |
| AGS-4020 | Install 20" Blower piping | 15 | 0% | 15 | 11-Jan-28 | 01-Feb-28 | -544 |
| AGS-4070 | Install 30" AGI Basin 1 | 5 | 0% | 5 | 26-Jan-28 | 01-Feb-28 | -514 |
| AGS-4030 | Install 16" Blower Piping | 15 | 0% | 15 | 02-Feb-28 | 23-Feb-28 | -544 |
| AGS-4080 | Install 30" AGI Basin 2 | 5 | 0% | 5 | 09-Feb-28 | 15-Feb-28 | -464 |
| AGS-4040 | Install <16" blower piping | 15 | 0% | 15 | 24-Feb-28 | 15-Mar-28 | -544 |
| AGS-4090 | Install 30" AGI Basin 3 | 5 | 0% | 5 | 06-Apr-28 | 12-Apr-28 | -434 |
| **Basin1** | | 80 | | 80 | 16-Mar-28 | 07-Jul-28 | -399 |
| AGS-4100 | Install V-notch Eff Weirs basin 1 (5) | 10 | 0% | 10 | 16-Mar-28 | 29-Mar-28 | -544 |
| AGS-4360 | Install Influent Header | 5 | 0% | 5 | 30-Mar-28 | 05-Apr-28 | -544 |
| AGS-4370 | Install Influent Lateral Vents | 5 | 0% | 5 | 06-Apr-28 | 12-Apr-28 | -544 |
| AGS-4340 | Install Sludge Header | 5 | 0% | 5 | 13-Apr-28 | 19-Apr-28 | -544 |
| AGS-4350 | Install Sludge laterals | 5 | 0% | 5 | 20-Apr-28 | 26-Apr-28 | -544 |
| AGS-4130 | Install 8" Drop leg piping | 8 | 0% | 8 | 27-Apr-28 | 08-May-28 | -544 |
| AGS-4150 | Layout Diffusers | 5 | 0% | 5 | 09-May-28 | 15-May-28 | -544 |
| AGS-4180 | Install Diff supports | 7 | 0% | 7 | 16-May-28 | 24-May-28 | -544 |
| AGS-4220 | Install diffuser header piping (8") | 10 | 0% | 10 | 25-May-28 | 08-Jun-28 | -544 |
| AGS-4240 | Install Diffusers (8") | 10 | 0% | 10 | 09-Jun-28 | 22-Jun-28 | -414 |
| AGS-4280 | Install Diffuser heads | 5 | 0% | 5 | 23-Jun-28 | 29-Jun-28 | -414 |
| AGS-4310 | Install all washdown water stations | 5 | 0% | 5 | 30-Jun-28 | 07-Jul-28 | -399 |
| **Basin 2** | | 80 | | 80 | 09-Jun-28 | 02-Oct-28 | -454 |
| AGS-4110 | Install V-notch Eff Weirs basin 1 (5) | 10 | 0% | 10 | 09-Jun-28 | 22-Jun-28 | -544 |
| AGS-4400 | Install Influent Header | 5 | 0% | 5 | 23-Jun-28 | 29-Jun-28 | -544 |
| AGS-4410 | Install Influent Lateral Vents | 5 | 0% | 5 | 30-Jun-28 | 07-Jul-28 | -544 |
| AGS-4380 | Install Sludge Header | 5 | 0% | 5 | 10-Jul-28 | 14-Jul-28 | -544 |
| AGS-4390 | Install Sludge laterals | 5 | 0% | 5 | 17-Jul-28 | 21-Jul-28 | -544 |
| AGS-4140 | Install 8" Drop leg piping | 8 | 0% | 8 | 24-Jul-28 | 02-Aug-28 | -544 |
| AGS-4170 | Layout Diffusers | 5 | 0% | 5 | 03-Aug-28 | 09-Aug-28 | -544 |
| AGS-4200 | Install Diff supports | 7 | 0% | 7 | 10-Aug-28 | 18-Aug-28 | -544 |
| AGS-4230 | Install diffuser header piping (8") | 10 | 0% | 10 | 21-Aug-28 | 01-Sep-28 | -544 |
| AGS-4260 | Install Diffusers (8") | 10 | 0% | 10 | 05-Sep-28 | 18-Sep-28 | -544 |
| AGS-4290 | Install Diffuser heads | 5 | 0% | 5 | 19-Sep-28 | 25-Sep-28 | -474 |
| AGS-4320 | Install all washdown water stations | 5 | 0% | 5 | 26-Sep-28 | 02-Oct-28 | -454 |

**PCL Construction**

**SEWRF Capacity Improv. - 100% GMP 3 Phase B - (DD 07.01.26)**

Data Date: 01-Jul-26
Print Date: 10-Jul-26

Actual Work
Remaining Work
Critical Remaining Work
Remaining Level of Effort
Actual Level of Effort
Milestone

| Activity ID | Activity Name | Original Duration | Activity % Complete | Remaining Duration | Start | Finish | Total Float |
|---|---|---|---|---|---|---|---|
| **Basin 3** | | 80 | | 80 | 19-Sep-28 | 17-Jan-29 | -519 |
| AGS-4120 | Install V-notch Eff Weirs basin 1 (5) | 10 | 0% | 10 | 19-Sep-28 | 02-Oct-28 | -544 |
| AGS-4440 | Install Influent Header | 5 | 0% | 5 | 03-Oct-28 | 09-Oct-28 | -544 |
| AGS-4450 | Install Influent Lateral Vents | 5 | 0% | 5 | 10-Oct-28 | 16-Oct-28 | -544 |
| AGS-4420 | Install Sludge Header | 5 | 0% | 5 | 17-Oct-28 | 23-Oct-28 | -544 |
| AGS-4430 | Install Sludge laterals | 5 | 0% | 5 | 24-Oct-28 | 30-Oct-28 | -544 |
| AGS-4160 | Install 8" Drop leg piping | 8 | 0% | 8 | 31-Oct-28 | 09-Nov-28 | -544 |
| AGS-4190 | Layout Diffusers | 5 | 0% | 5 | 13-Nov-28 | 17-Nov-28 | -544 |
| AGS-4210 | Install Diff supports | 7 | 0% | 7 | 20-Nov-28 | 30-Nov-28 | -544 |
| AGS-4250 | Install diffuser header piping (8") | 10 | 0% | 10 | 01-Dec-28 | 14-Dec-28 | -544 |
| AGS-4270 | Install Diffusers (8") | 10 | 0% | 10 | 15-Dec-28 | 02-Jan-29 | -544 |
| AGS-4300 | Install Diffuser heads | 5 | 0% | 5 | 03-Jan-29 | 09-Jan-29 | -544 |
| AGS-4330 | Install all washdown water stations | 5 | 0% | 5 | 10-Jan-29 | 17-Jan-29 | -519 |
| **Electrical** | | 500 | | 500 | 24-Feb-27 | 22-Feb-29 | -544 |
| AGS-1210 | AGS Electrical Rough-in | 30 | 0% | 30 | 24-Feb-27 | 06-Apr-27 | -519 |
| AGS-1200 | AGS Electrical/I&C | 30 | 0% | 30 | 10-Jan-29 | 22-Feb-29 | -544 |
| **AGS Blower Building** | | 175 | | 175 | 26-May-27 | 08-Feb-28 | -284 |
| **Concrete** | | 95 | | 95 | 26-May-27 | 08-Oct-27 | -344 |
| AGS-3000 | AGS Blower Building Subgrade Prep | 5 | 0% | 5 | 26-May-27 | 02-Jun-27 | -519 |
| AGS-3020 | Excavate for footers | 5 | 0% | 5 | 03-Jun-27 | 09-Jun-27 | -519 |
| AGS-3030 | Install edge forms for footer | 5 | 0% | 5 | 10-Jun-27 | 16-Jun-27 | -519 |
| AGS-3040 | Install rebar for footer | 5 | 0% | 5 | 17-Jun-27 | 23-Jun-27 | -519 |
| AGS-3050 | Pour footers | 1 | 0% | 1 | 24-Jun-27 | 24-Jun-27 | -519 |
| AGS-3060 | Cure footers | 3 | 0% | 3 | 25-Jun-27 | 29-Jun-27 | -519 |
| AGS-3070 | Fine grade for SOG | 5 | 0% | 5 | 30-Jun-27 | 07-Jul-27 | -519 |
| AGS-3080 | Install Vapor barrier | 3 | 0% | 3 | 08-Jul-27 | 12-Jul-27 | -519 |
| AGS-3090 | Install edge forms | 5 | 0% | 5 | 13-Jul-27 | 19-Jul-27 | -519 |
| AGS-3120 | Install rebar for SOG | 10 | 0% | 10 | 20-Jul-27 | 02-Aug-27 | -519 |
| AGS-3130 | Pour SOG | 1 | 0% | 1 | 03-Aug-27 | 03-Aug-27 | -519 |
| AGS-3140 | Cure SOG | 3 | 0% | 3 | 04-Aug-27 | 06-Aug-27 | -519 |
| AGS-3150 | Layout Equipment pad | 5 | 0% | 5 | 09-Aug-27 | 13-Aug-27 | -519 |
| AGS-3160 | Install edge forms for equipment pad | 5 | 0% | 5 | 16-Aug-27 | 20-Aug-27 | -519 |
| AGS-3170 | Install Rebar for EQ pads | 5 | 0% | 5 | 23-Aug-27 | 27-Aug-27 | -519 |
| AGS-3180 | Pour EQ pads | 1 | 0% | 1 | 30-Aug-27 | 30-Aug-27 | -519 |
| AGS-3190 | Cure EQ Pads | 3 | 0% | 3 | 31-Aug-27 | 02-Sep-27 | -519 |
| AGS-3210 | Install Metal Canopy | 10 | 0% | 10 | 03-Sep-27 | 17-Sep-27 | -344 |
| AGS-3220 | Install Roofings | 10 | 0% | 10 | 20-Sep-27 | 01-Oct-27 | -344 |
| AGS-3230 | Install gutters and downspouts | 5 | 0% | 5 | 04-Oct-27 | 08-Oct-27 | -344 |
| **Mechanical** | | 60 | | 60 | 11-Oct-27 | 10-Jan-28 | -544 |
| AGS-3240 | Install Blowers 1-4 | 20 | 0% | 20 | 11-Oct-27 | 05-Nov-27 | -544 |
| AGS-3110 | AGS Blower Building PEMB | 10 | 0% | 10 | 08-Nov-27 | 22-Nov-27 | -544 |
| AGS-3260 | Install pipe supports & hangers | 15 | 0% | 15 | 23-Nov-27 | 15-Dec-27 | -544 |
| AGS-3250 | Install 12" pipe | 15 | 0% | 15 | 16-Dec-27 | 10-Jan-28 | -544 |
| **Electrical** | | 165 | | 165 | 10-Jun-27 | 08-Feb-28 | -284 |
| AGS-3270 | Install underground electrical rough | 15 | 0% | 15 | 10-Jun-27 | 30-Jun-27 | -219 |
| AGS-3280 | Install conduit to blowers & lighting | 20 | 0% | 20 | 04-Oct-27 | 29-Oct-27 | -284 |
| AGS-3290 | Pull conductors for blowers 1-4 | 10 | 0% | 10 | 01-Nov-27 | 15-Nov-27 | -284 |
| AGS-3300 | Terminate blowers 1-4 | 15 | 0% | 15 | 16-Nov-27 | 08-Dec-27 | -284 |
| AGS-3310 | Install Grounding | 10 | 0% | 10 | 09-Dec-27 | 22-Dec-27 | -284 |
| AGS-3320 | Install Lighting | 15 | 0% | 15 | 23-Dec-27 | 18-Jan-28 | -284 |

**PCL Construction**

**SEWRF Capacity Improv. - 100% GMP 3 Phase B - (DD 07.01.26)**

Data Date: 01-Jul-26
Print Date: 10-Jul-26

Actual Work
Remaining Work
Critical Remaining Work
Remaining Level of Effort
Actual Level of Effort
Milestone

| Activity ID | Activity Name | Original Duration | Activity % Complete | Remaining Duration | Start | Finish | Total Float |
|---|---|---|---|---|---|---|---|
| AGS-3330 | Loop Checks | 10 | 0% | 10 | 19-Jan-28 | 01-Feb-28 | -284 |
| AGS-3340 | Startup | 5 | 0% | 5 | 02-Feb-28 | 08-Feb-28 | -284 |
| **AGS Pump Station** | | 211 | | 211 | 30-Jun-27 | 03-May-28 | -344 |
| **Concrete** | | 61 | | 61 | 30-Jun-27 | 24-Sep-27 | -445 |
| AGS-2000 | AGS Influent PS Subgrade Prep | 5 | 0% | 5 | 30-Jun-27* | 07-Jul-27 | -445 |
| AGS-2020 | Fine Grade slab | 5 | 0% | 5 | 08-Jul-27 | 14-Jul-27 | -445 |
| AGS-2030 | Install vapor barrier | 2 | 0% | 2 | 15-Jul-27 | 16-Jul-27 | -445 |
| AGS-2040 | Install Edge forms | 5 | 0% | 5 | 19-Jul-27 | 23-Jul-27 | -445 |
| AGS-2050 | Install SOG Rebar | 5 | 0% | 5 | 26-Jul-27 | 30-Jul-27 | -445 |
| AGS-2060 | Pour SOG slab | 7 | 0% | 7 | 02-Aug-27 | 10-Aug-27 | -445 |
| AGS-2070 | Cure SOG | 1 | 0% | 1 | 11-Aug-27 | 11-Aug-27 | -445 |
| AGS-2080 | Layout Equipment pad | 10 | 0% | 10 | 12-Aug-27 | 25-Aug-27 | -445 |
| AGS-2090 | Install edge forms for equipment pad | 5 | 0% | 5 | 26-Aug-27 | 01-Sep-27 | -445 |
| AGS-2120 | Install Rebar for EQ pads | 5 | 0% | 5 | 02-Sep-27 | 09-Sep-27 | -445 |
| AGS-2130 | Pour EQ pads | 1 | 0% | 1 | 10-Sep-27 | 10-Sep-27 | -445 |
| AGS-2140 | Cure EQ Pads | 10 | 0% | 10 | 13-Sep-27 | 24-Sep-27 | -445 |
| **Mechanical** | | 70 | | 70 | 11-Oct-27 | 25-Jan-28 | -289 |
| AGS-2150 | Set AGS IPS Pumps 1-4 | 5 | 0% | 5 | 11-Oct-27 | 15-Oct-27 | -344 |
| AGS-2160 | Install 24"influent pipe header | 15 | 0% | 15 | 18-Oct-27 | 05-Nov-27 | -344 |
| AGS-2170 | Install 16" Eff AG pipe | 15 | 0% | 15 | 08-Nov-27 | 01-Dec-27 | -344 |
| AGS-2180 | Install 24" Effluent Piping header | 15 | 0% | 15 | 02-Dec-27 | 22-Dec-27 | -344 |
| AGS-2190 | Install pipe supports | 10 | 0% | 10 | 23-Dec-27 | 10-Jan-28 | -344 |
| AGS-2210 | Install instrumentation | 5 | 0% | 5 | 11-Jan-28 | 18-Jan-28 | -289 |
| AGS-2220 | Install ARVs | 5 | 0% | 5 | 19-Jan-28 | 25-Jan-28 | -289 |
| **Electrical** | | 201 | | 201 | 15-Jul-27 | 03-May-28 | -344 |
| AGS-2230 | Install Underslab electrical Rough | 15 | 0% | 15 | 15-Jul-27 | 04-Aug-27 | -238 |
| AGS-2240 | Install Conduit to pumps 1-4 | 20 | 0% | 20 | 11-Jan-28 | 08-Feb-28 | -344 |
| AGS-2250 | Pull conductors to pumps 1-4 | 10 | 0% | 10 | 09-Feb-28 | 23-Feb-28 | -344 |
| AGS-2260 | Terminate pumps 1-4 | 15 | 0% | 15 | 24-Feb-28 | 15-Mar-28 | -344 |
| AGS-2270 | Install Grounding | 10 | 0% | 10 | 16-Mar-28 | 29-Mar-28 | -344 |
| AGS-2280 | Install Lighting | 10 | 0% | 10 | 30-Mar-28 | 12-Apr-28 | -344 |
| AGS-2290 | Loop Checks | 10 | 0% | 10 | 13-Apr-28 | 26-Apr-28 | -344 |
| AGS-2300 | Startup | 5 | 0% | 5 | 27-Apr-28 | 03-May-28 | -344 |
| **Electrical Building No. 4** | | 251 | | 251 | 18-Oct-27 | 17-Oct-28 | -460 |
| **Concrete** | | 119 | | 119 | 18-Oct-27 | 11-Apr-28 | -390 |
| EB4-1140 | Site Prep / Grade | 4 | 0% | 4 | 18-Oct-27 | 21-Oct-27 | -460 |
| EB4-1150 | FPS Footing | 10 | 0% | 10 | 22-Oct-27 | 04-Nov-27 | -460 |
| EB4-1020 | FPS Slab-On-Grade - Electrical Bldg | 10 | 0% | 10 | 10-Jan-28 | 24-Jan-28 | -460 |
| EB4-1030 | Install CMU Block | 15 | 0% | 15 | 25-Jan-28 | 14-Feb-28 | -460 |
| EB4-1040 | CIP Roofing | 15 | 0% | 15 | 15-Feb-28 | 07-Mar-28 | -460 |
| EB4-1050 | FPS Equip Pads | 5 | 0% | 5 | 08-Mar-28 | 14-Mar-28 | -370 |
| EB4-1060 | Install Roofing Material | 5 | 0% | 5 | 08-Mar-28 | 14-Mar-28 | -460 |
| EB4-1080 | Exterior Paint | 10 | 0% | 10 | 15-Mar-28 | 28-Mar-28 | -460 |
| EB4-1120 | Interior Paint | 10 | 0% | 10 | 29-Mar-28 | 11-Apr-28 | -460 |
| **Mechanical** | | 95 | | 95 | 29-Mar-28 | 10-Aug-28 | -433 |
| EB4-1100 | Install Gutters & Downspouts | 10 | 0% | 10 | 29-Mar-28 | 11-Apr-28 | -348 |
| EB4-1130 | Install HVAC Equipment | 10 | 0% | 10 | 12-Apr-28 | 25-Apr-28 | -460 |
| EB4-1070 | Install OH HVAC Duct | 10 | 0% | 10 | 26-Apr-28 | 09-May-28 | -460 |
| EB4-1110 | Install Acoustical Ceiling System | 10 | 0% | 10 | 22-Jun-28 | 06-Jul-28 | -460 |
| EB4-1090 | Install Doors/Hardware | 5 | 0% | 5 | 04-Aug-28 | 10-Aug-28 | -453 |

| Activity ID | Activity Name | Original Duration | Activity % Complete | Remaining Duration | Start | Finish | Total Float |
|---|---|---|---|---|---|---|---|
| **Electrical** | | 237 | | 237 | 05-Nov-27 | 17-Oct-28 | -460 |
| EB4-1160 | Install Electrical Underground/Under Slab Conduits | 15 | 0% | 15 | 05-Nov-27 | 30-Nov-27 | -460 |
| EB4-1170 | Install Electrical Underground/In Slab Conduits | 25 | 0% | 25 | 01-Dec-27 | 07-Jan-28 | -460 |
| EB4-1180 | Install Electrical Above Ground Conduits & Cable Tray | 15 | 0% | 15 | 10-May-28 | 31-May-28 | -460 |
| EB4-1190 | Install Cable Tray | 15 | 0% | 15 | 01-Jun-28 | 21-Jun-28 | -460 |
| EB4-1200 | Install Lighting Fixtures | 10 | 0% | 10 | 07-Jul-28 | 20-Jul-28 | -460 |
| EB4-1210 | Install Electrical Equipment and Devices | 10 | 0% | 10 | 21-Jul-28 | 03-Aug-28 | -460 |
| EB4-1220 | Install Electrical Cables and Wires | 12 | 0% | 12 | 04-Aug-28 | 21-Aug-28 | -460 |
| EB4-1230 | Install Grounding | 5 | 0% | 5 | 04-Aug-28 | 10-Aug-28 | -453 |
| EB4-1240 | I&C Loop Checks - Electrical Bldg | 20 | 0% | 20 | 22-Aug-28 | 19-Sep-28 | -460 |
| EB4-1250 | Startup & Testing - Electrical Bldg | 20 | 0% | 20 | 20-Sep-28 | 17-Oct-28 | -460 |
| **Generator Pad** | | 191 | | 191 | 25-Jan-28 | 23-Oct-28 | -464 |
| **Concrete** | | 25 | | 25 | 25-Jan-28 | 29-Feb-28 | -428 |
| GEN -1000 | Generator Pad Structural | 25 | 0% | 25 | 25-Jan-28 | 29-Feb-28 | -428 |
| **Mechanical** | | 30 | | 30 | 20-Apr-28 | 01-Jun-28 | -464 |
| GEN-1020 | Generator piping | 30 | 0% | 30 | 20-Apr-28 | 01-Jun-28 | -464 |
| **Electrical** | | 100 | | 100 | 02-Jun-28 | 23-Oct-28 | -464 |
| GEN-1010 | Generator Electrical | 100 | 0% | 100 | 02-Jun-28 | 23-Oct-28 | -464 |
| **Startup & Commissioning** | | 140 | | 140 | 23-Feb-29 | 11-Sep-29 | -544 |
| A1020 | I&C Loop Checks | 20 | 0% | 20 | 23-Feb-29 | 22-Mar-29 | -544 |
| A1040 | AGS Fuctional Test | 20 | 0% | 20 | 23-Mar-29 | 19-Apr-29 | -544 |
| A1050 | AGS Operational Training Process | 20 | 0% | 20 | 20-Apr-29 | 17-May-29 | -544 |
| A1060 | AGS Seed & Commissioning Process | 80 | 0% | 80 | 18-May-29 | 11-Sep-29 | -544 |
| **Oxidation Ditches 1-3** | | 204 | | 204 | 30-Jul-27 | 23-May-28 | -218 |
| **Oxidation Ditch 1** | | 68 | | 68 | 30-Jul-27 | 03-Nov-27 | -218 |
| **Aerators** | | 68 | | 68 | 30-Jul-27 | 03-Nov-27 | -218 |
| OX.B1250 | Ox Ditch 1: Demo Cables to Ex. Aerators | 5 | 0% | 5 | 30-Jul-27 | 05-Aug-27 | -218 |
| OX.B1260 | Ox Ditch 1: Demo Existing Aerators (2) | 5 | 0% | 5 | 06-Aug-27 | 12-Aug-27 | -218 |
| OX.B1270 | Ox Ditch 1: Install New Electrical Control Panel - Aerators | 3 | 0% | 3 | 13-Aug-27 | 17-Aug-27 | -218 |
| OX.B1280 | Ox Ditch 1: Install AG Electrical Conduit - Aerators | 10 | 0% | 10 | 18-Aug-27 | 31-Aug-27 | -218 |
| OX.B1290 | Ox Ditch 1: Install Aerators (2) | 10 | 0% | 10 | 01-Sep-27 | 15-Sep-27 | -218 |
| OX.B1300 | Ox Ditch 1: Pull/Terminate Conductors | 10 | 0% | 10 | 16-Sep-27 | 29-Sep-27 | -218 |
| OX.B1310 | Ox Ditch 1: I&C Loop Checks - Aerators | 5 | 0% | 5 | 30-Sep-27 | 06-Oct-27 | -218 |
| OX.B1320 | Ox Ditch 1: Checkout - Aerators | 5 | 0% | 5 | 07-Oct-27 | 13-Oct-27 | -218 |
| OX.B1510 | Ox Ditch 1: Tank Commissioning | 15 | 0% | 15 | 14-Oct-27 | 03-Nov-27 | -218 |
| **Oxidation Ditch 2** | | 68 | | 68 | 04-Nov-27 | 16-Feb-28 | -218 |
| **Aerators** | | 68 | | 68 | 04-Nov-27 | 16-Feb-28 | -218 |
| OX.B1420 | Ox Ditch 2: Demo Cables to Ex. Aerators | 5 | 0% | 5 | 04-Nov-27 | 10-Nov-27 | -218 |
| OX.B1430 | Ox Ditch 2: Demo Existing Aerators (2) | 5 | 0% | 5 | 12-Nov-27 | 18-Nov-27 | -218 |
| OX.B1440 | Ox Ditch 2: Install New Electrical Control Panel - Aerators | 3 | 0% | 3 | 19-Nov-27 | 23-Nov-27 | -218 |
| OX.B1450 | Ox Ditch 2: Install AG Electrical Conduit - Aerators | 10 | 0% | 10 | 24-Nov-27 | 09-Dec-27 | -218 |
| OX.B1460 | Ox Ditch 2: Install Aerators (2) | 10 | 0% | 10 | 10-Dec-27 | 23-Dec-27 | -218 |
| OX.B1470 | Ox Ditch 2: Pull/Terminate Conductors - Aerators | 10 | 0% | 10 | 28-Dec-27 | 11-Jan-28 | -218 |
| OX.B1480 | Ox Ditch 2: I&C Loop Checks - Aerators | 5 | 0% | 5 | 12-Jan-28 | 19-Jan-28 | -218 |
| OX.B1490 | Ox Ditch 2: Startup & Testing | 5 | 0% | 5 | 20-Jan-28 | 26-Jan-28 | -218 |
| OX.B1520 | Ox Ditch 2: Tank Commissioning | 15 | 0% | 15 | 27-Jan-28 | 16-Feb-28 | -218 |
| **Oxidation Ditch 3** | | 68 | | 68 | 17-Feb-28 | 23-May-28 | -218 |
| **Aerators** | | 68 | | 68 | 17-Feb-28 | 23-May-28 | -218 |
| OX.B1090 | Ox Ditch 3: Demo Cables to Ex. Aerators | 5 | 0% | 5 | 17-Feb-28 | 24-Feb-28 | -218 |
| OX.B1100 | Ox Ditch 3: Demo Existing Aerators (2) | 5 | 0% | 5 | 25-Feb-28 | 02-Mar-28 | -218 |



| Activity ID | Activity Name | Original Duration | Activity % Complete | Remaining Duration | Start | Finish | Total Float |
|---|---|---|---|---|---|---|---|
| OX.B1110 | Ox Ditch 3: Install New Electrical Control Panel - Aerators | 3 | 0% | 3 | 03-Mar-28 | 07-Mar-28 | -218 |
| OX.B1120 | Ox Ditch 3: Install AG Electrical Conduit - Aerators | 10 | 0% | 10 | 08-Mar-28 | 21-Mar-28 | -218 |
| OX.B1130 | Ox Ditch 3: Install Aerators (2) | 10 | 0% | 10 | 22-Mar-28 | 04-Apr-28 | -218 |
| OX.B1140 | Ox Ditch 3: Pull/Terminate Conductors - Aerators | 10 | 0% | 10 | 05-Apr-28 | 18-Apr-28 | -218 |
| OX.B1150 | Ox Ditch 3: I&C Loop Checks - Aerators | 5 | 0% | 5 | 19-Apr-28 | 25-Apr-28 | -218 |
| OX.B1160 | Ox Ditch 3: Startup & Testing - Aerators | 5 | 0% | 5 | 26-Apr-28 | 02-May-28 | -218 |
| OX.B1530 | Ox Ditch 3: Tank Commissioning | 15 | 0% | 15 | 03-May-28 | 23-May-28 | -218 |

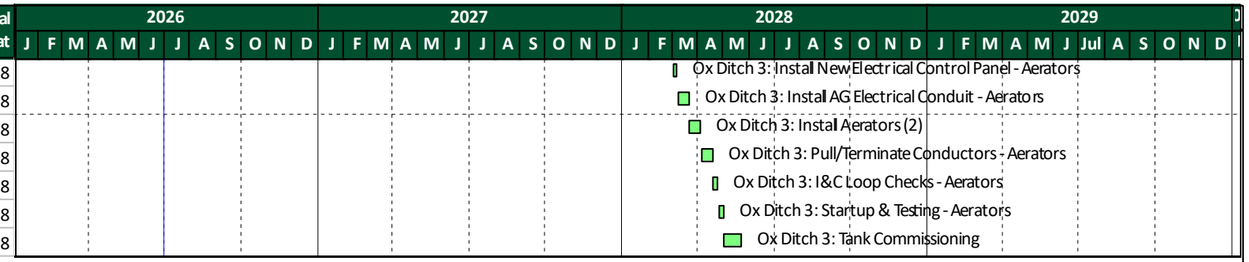


**PCL Construction**

**SEWRF Capacity Improv. - 100% GMP 3 Phase B - (DD 07.01.26)**

Data Date: 01-Jul-26
Print Date: 10-Jul-26

Page 9 of 9

Actual Work
Remaining Work
Critical Remaining Work
Remaining Level of Effort
Actual Level of Effort
Milestone

# MOPO PLANS

CONSTRUCTION

**MOPO - 12" LC & 6" LC**
**Drawing: D01.203**

**Activity summary:**

12" linestop bypass to be installed to temporarily reroute line while work is completed.

1. PCL to perform double linestop installation to maintain flow.
2. Hot tap two (2) tapping sleeves and valves for each line (in location shown below).
3. Connect HDPE piping for bypass shown in red.
4. Install rerouted lines per C03.203 and remove bypass system.

**Shutdown Requirement:** No shutdown required.

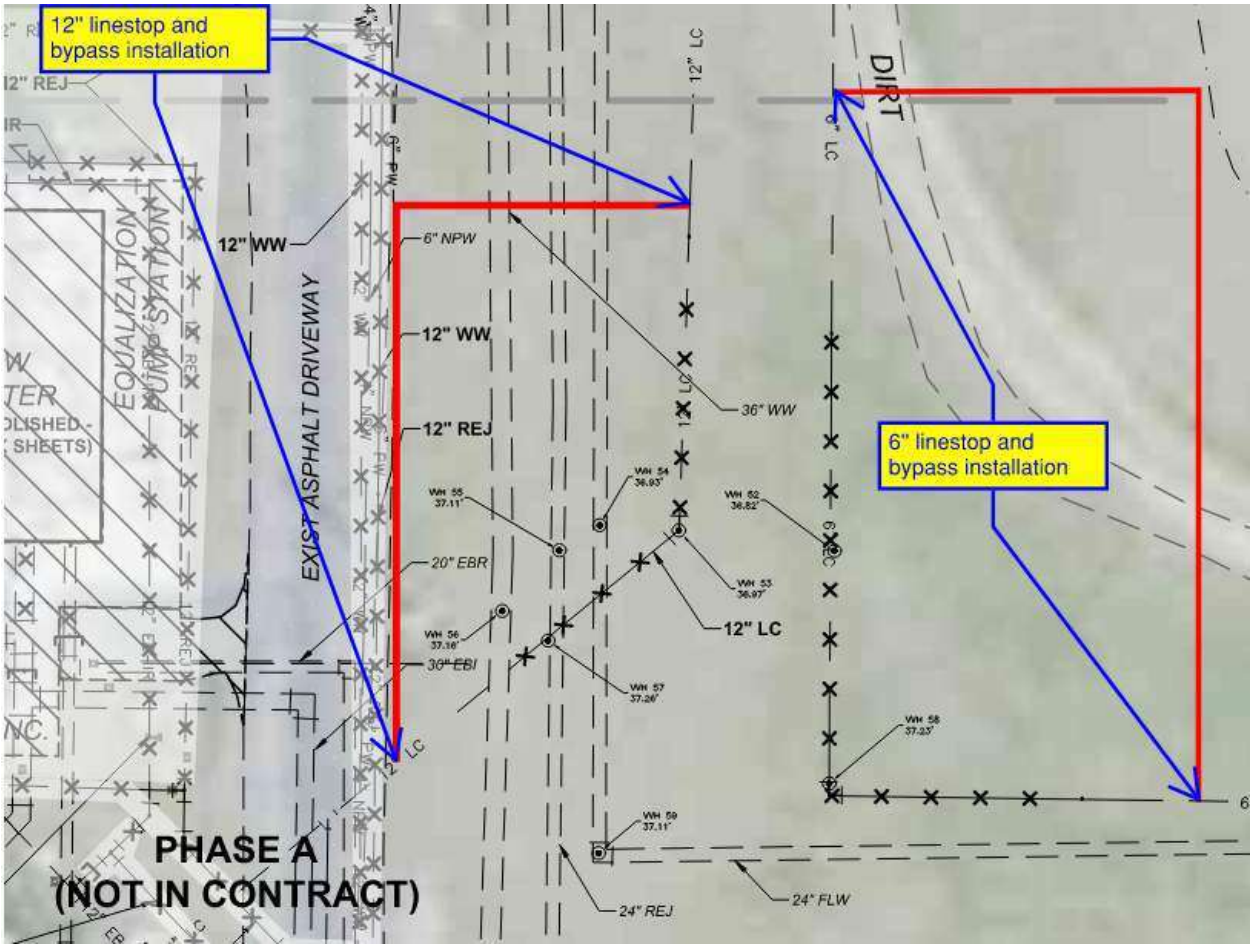

CONSTRUCTION

**MOPO – 24 » AGE**
**Drawing: C03.205**

**Activity summary:**

Electrical Subcontractor to relocate existing underground Quazite box (existing location conflicts with new 24" AGE route).

1. Pull wires out and cut ductbank.
2. Relocate box and ductbank approximately 5' to the West shown in **green**.
3. Install new conduits and pour new ductbank - tie-in by sidewalk.
4. Splice conductors and install new as required.

**Shutdown Requirement:** Hand operation will be required for the gates for 10-days.

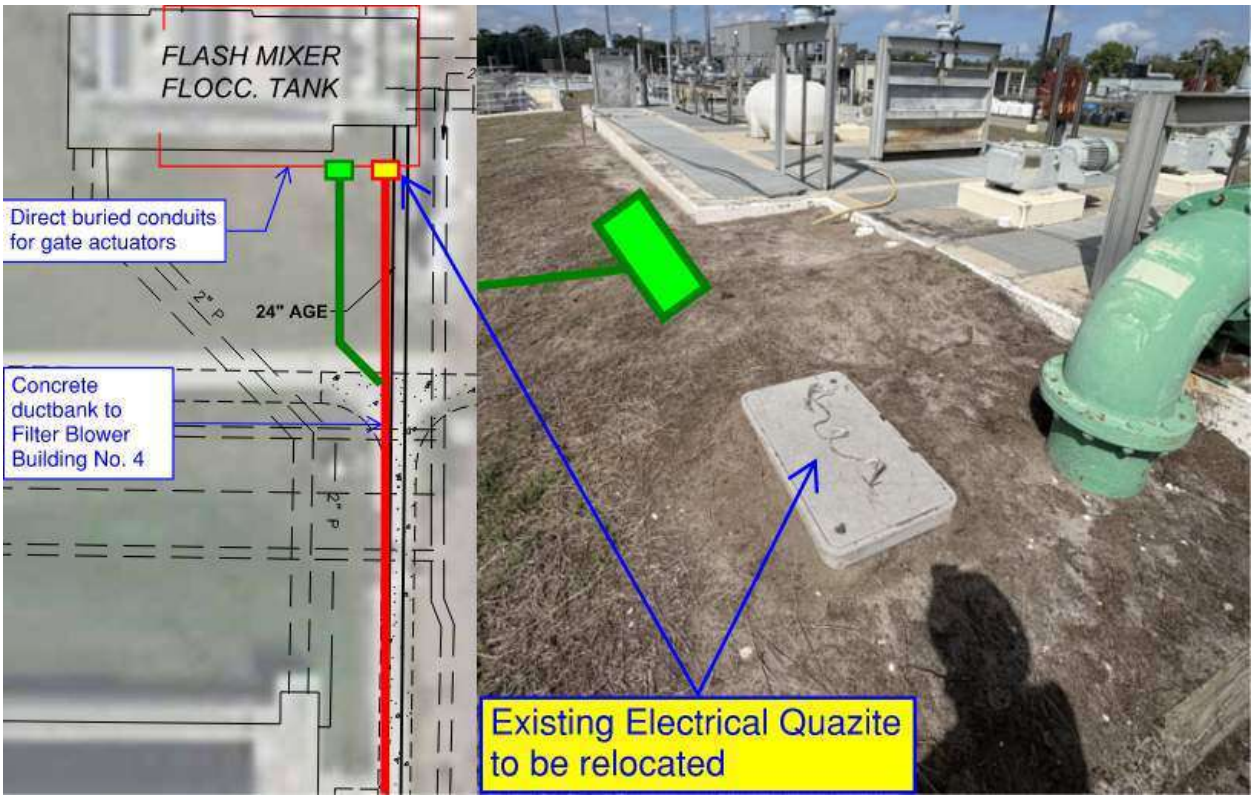

# TAB 3

## ASSUMPTIONS & CLARIFICATIONS

# ASSUMPTIONS / CLARIFICATIONS

## GENERAL NOTES:

1. No cost for remediation of hazardous waste materials, testing, abatement, or archeological mitigation has been included. CMAR shall be responsible for only those hazardous materials and/or chemicals as brought on site by contractor forces; and shall not be responsible for any existing hazardous conditions not known or foreseen prior to the start of construction. Owner is generator of any pre-existing hazardous material.
2. The owner is responsible for operation of the process equipment upon establishment of beneficial use.
3. The attached billable rates for labor and construction equipment will be applicable for the project, allowance, contingency and change order work.
4. All subcontractor and vendor quotes received during GMP development have been included within this package.
5. This pricing is based on the clarifications and assumptions provided by the subcontractors and suppliers, as outlined in their individual quotations included herein. To streamline our list of inclusions and clarifications, we have not itemized each one in this document; instead, please refer directly to the quotations which have been incorporated into this price model.

## GENERAL REQUIREMENTS:

1. No separate Owner's office trailer and/or office space has been included.
2. CMAR assumes utilities (power and water) used for temporary facilities, equipment testing, startup and commissioning are to be supplied by owner.
3. CMAR assumes that all existing flow isolation gates and valves are functional for their intended purpose and can be used to isolate flows.
4. Material testing has not been included and is assumed to be provided by Manatee County per specification section 1.04A. A separate allowance of $10,000 has been included for any supplemental testing that is requested.

## SITEWORK:

1. Any required dewatering will be discharged to the on-site storm water ponds or swales. CMAR will follow NPDES requirements, but no additional treatment has been carried within base GMP. Any additional treatment required to maintain proper permitting compliance will be paid out of Contingency.

## STRUCTURAL:

1. CMAR has not included any costs or allowances associated with the concrete crack repairs within the existing oxidation ditches 1-3 as discussed with the County. Any costs for repairs will be requested from Contingency.

2. No cost for the removal of any grit/sludge buildup within the existing oxidation ditches has been included. If removal is required, it will be determined once tanks have been drained and properly quantified.
3. This GMP revised the structural construction of the AGS Basins from the currently designed cast-in-place method to the County selected Precast, Post-tensioned option supplied by Dutchland.

## MECHANICAL:

1. Installation of the six (6) aerators purchased under Phase A have been included. It is assumed that installation will be done with the tanks out of service for the minimum duration needed to swap each aerator. The oxidation ditches will need to be lowered 1' in order to accomplish installation.
2. CMAR shall leak test the new AGS basins one at a time and has included the purchase of water for one basin only. CMAR will reuse the water from one basin to fill and test the next basin until all three (3) have been tested. If design team requires all three (3) basins be tested at one time, owner shall provide the additional water, or cost to purchase additional water required to fill the entire AGS basin structure.
3. CMAR is not responsible for condition of existing FRP Baffles and supports on the Oxidation Ditches. Current condition is unknown and any damage resulting from their removal and reinstallation will be addressed via contingency.

## GENERATOR:

1. CMAR has included an alternate generator that meets the specifications for output but varies only in the displacement of the engine. This generator provides cost savings to the project of over $220,000 and 50 weeks less of fabrication time.

## INSTRUMENTATION & CONTROL:

2. Programming for the I&C has been excluded at the direction of the County. Supply and install of I&C has been included as required by the drawings.

## CMAR CONTINGENCY:

1. A Contingency has been included. Such contingency may be used for any amounts reasonably required to perform or manage the Work to address items that include, but are not limited to: inadvertently omitted during the estimating and bidding process, schedule recovery amounts associated with weather and other causes of delay that are not otherwise compensable, interfacing omissions between and from the various categories of Work, additional amounts incurred due to the withdrawal or disqualification of a subcontractor bid that the CMAR had relied upon prior to execution of a written subcontract, general conditions over-runs, amounts associated with subcontractor default, price increases due to unanticipated local labor and material market conditions,

additional amounts that may arise or be associated with tariffs and/or price escalation due to such tariffs, selective overtime, or the like. Upon final completion of the Work identified in the final GMP, if this contingency has not been used, these remaining funds shall be disbursed back to the Owner to be used at its sole discretion.

2. New or unknown changes to tariffs that come into effect after the date of submission are excluded from our price. If any new tariffs or trade policies that result in price increases for raw materials, supplies, tools, equipment, components, parts, refined materials and/or systems; the increase as shown by reasonable support documentation will be included and the price increase shall be drawn from the Owner's Contingency.

# TAB 4

## PRICING

- BILLABLE RATES
- RISK MATRIX
- BUDGET COMPARISON SUMMARY
- GUARANTEED MAXIMUM PRICE NO. 3 – DETAILED ESTIMATE

# BILLABLE RATES:

All labor and/or equipment will be charged at the billable rates listed below.

All equipment not included below will be billed per the current Blue Book Rates found at www.equipmentwatch.com

| PROJECT STAFF DESCRIPTION | STANDARD HOURLY RATE | OVERTIME HOURLY RATES |
|---|---|---|
| Project Director | $ 235.00 | $ 235.00 |
| Project Manager | $ 225.00 | $ 225.00 |
| Construction Manager | $ 185.00 | $ 185.00 |
| Preconstruction Manager | $ 205.00 | $ 205.00 |
| Superintendent | $ 175.00 | $ 175.00 |
| Project Engineer | $ 135.00 | $ 135.00 |
| Project Field Engineer | $ 120.00 | $ 120.00 |
| Accountant | $ 95.00 | $ 95.00 |
| Purchasing Agent | $ 95.00 | $ 95.00 |
| Timekeeper/Clerk | $ 75.00 | $ 75.00 |
| HSE Supervisor | $ 120.00 | $ 120.00 |
| Truck | $ 20.00 | $ 20.00 |

| HOURLY STAFF DESCRIPTION | STANDARD HOURLY RATE | OVERTIME HOURLY RATES |
|---|---|---|
| Foreman | $ 95.00 | $ 142.50 |
| Pipe Layer | $ 74.00 | $ 111.00 |
| Millwright | $ 70.00 | $ 105.00 |
| Skilled Laborer | $ 55.00 | $ 82.50 |
| Unskilled Laborer | $ 39.00 | $ 58.50 |
| Foreman Carpenter | $ 95.00 | $ 142.50 |
| Carpenter | $ 64.00 | $ 96.00 |
| Metalworker | $ 65.00 | $ 97.50 |
| Concrete Finisher | $ 62.00 | $ 93.00 |
| Forklift Operator | $ 51.00 | $ 76.50 |
| Backhoe Operator | $ 60.00 | $ 90.00 |
| Excavator/Dozer Operator | $ 74.00 | $ 111.00 |
| Crane Operator | $ 93.00 | $ 139.50 |
| Rigger | $ 78.00 | $ 117.00 |
| Truck (Tandem) Operator | $ 52.00 | $ 78.00 |
| Mechanic (Tools/Equipment) | $ 55.00 | $ 82.50 |

All equipment for the project will be billed at the Billable Rates shown below in Column H or established by formula noted below.

## Equipment Billable Rates

| DESCRIPTION | BARE RENTAL RATE (PER HOUR) | INS (A*10%) | TAX (A*7%) | ESCALATION (A+B+C)*6% | ESTIMATED RENTAL RATE (INCLUDING INSURANCE, TAX, AND ESCALATION) (A+B+C+D) | EQUIPMENTWATCH OPERATING RATE (EWOR) | RENTED EQUIPMENT BILLABLE RATE (PER HOUR) (E+F) |
|---|---|---|---|---|---|---|---|
| **Column Names** | **A** | **B** | **C** | **D** | **E** | **F** | **G** |
| Bckho 321DL 1.83cy - O | $ 29.55 | $ 2.95 | $ 2.07 | $ 2.07 | $ 36.64 | $ 37.04 | $ 73.68 |
| Bckho 326DL 1.5cy - O | $ 34.66 | $ 3.47 | $ 2.43 | $ 2.43 | $ 42.98 | $ 40.88 | $ 83.86 |
| Bckho 330FL 2.5cy - O | $ 34.66 | $ 3.47 | $ 2.43 | $ 2.43 | $ 42.98 | $ 49.87 | $ 92.85 |
| Bckho 349EL 3.0cy - O | $ 47.73 | $ 4.77 | $ 3.34 | $ 3.35 | $ 59.19 | $ 75.71 | $ 134.90 |
| Bckho - Ldr-IT Ct 420F 1.0 cy | $ 11.14 | $ 1.11 | $ 0.78 | $ 0.78 | $ 13.82 | $ 32.37 | $ 46.19 |
| Broom Broce RJ 3000 | $ 9.72 | $ 0.97 | $ 0.68 | $ 0.68 | $ 12.06 | $ 42.50 | $ 54.56 |
| Cmpt CS Vib CAT 433C - O | $ 16.31 | $ 1.63 | $ 1.14 | $ 1.14 | $ 20.22 | $ 28.48 | $ 48.70 |
| Comp 185 CFM Diesel - C | $ 3.89 | $ 0.39 | $ 0.27 | $ 0.27 | $ 4.83 | $ 22.71 | $ 27.54 |
| Crane Rough Ter 90 Ton | $ 176.14 | $ 17.61 | $ 12.33 | $ 12.36 | $ 218.44 | $ 205.99 | $ 424.43 |
| Forklift, RT 10,000# Reach-O | $ 19.03 | $ 1.90 | $ 1.33 | $ 1.34 | $ 23.61 | $ 44.52 | $ 68.13 |
| Forklift, RT 8000# Reach-O | $ 13.35 | $ 1.34 | $ 0.93 | $ 0.94 | $ 16.56 | $ 51.57 | $ 68.13 |
| Grader 140M Grader-1 | $ 58.52 | $ 5.85 | $ 4.10 | $ 4.11 | $ 72.58 | $ 69.83 | $ 142.41 |
| Ldr 950M RT w/ GP-4.0cy-O | $ 31.53 | $ 3.15 | $ 2.21 | $ 2.21 | $ 39.11 | $ 35.03 | $ 74.14 |
| Ldr 966M RT w/ GP - 4.5cy-O | $ 31.53 | $ 3.15 | $ 2.21 | $ 2.21 | $ 39.11 | $ 54.93 | $ 94.04 |
| Ldr Manlift 4WD 40' -O | $ 13.03 | $ 1.30 | $ 0.91 | $ 0.91 | $ 16.16 | $ 11.83 | $ 27.99 |
| Light Plant 5-10 JW -O | $ 2.95 | $ 0.30 | $ 0.21 | $ 0.21 | $ 3.66 | $ 4.25 | $ 7.91 |
| Manitowoc, 777 175 Ton- O | $ 198.86 | $ 19.89 | $ 13.92 | $ 13.96 | $ 246.63 | $ 197.31 | $ 443.94 |
| Scissor Lift - 19' Electric | $ 2.39 | $ 0.24 | $ 0.17 | $ 0.17 | $ 2.96 | $ 22.13 | $ 25.09 |
| Scissor Lift - 26' Electric | $ 3.32 | $ 0.33 | $ 0.23 | $ 0.23 | $ 4.12 | $ 12.95 | $ 17.07 |
| Scissor Lift - 32' Electric | $ 4.26 | $ 0.43 | $ 0.30 | $ 0.30 | $ 5.28 | $ 10.02 | $ 15.30 |
| Skidsteer Ldr Cat 246C | $ 9.52 | $ 0.95 | $ 0.67 | $ 0.67 | $ 11.80 | $ 29.58 | $ 41.38 |
| Trac D5K Dozer - O | $ 21.16 | $ 2.12 | $ 1.48 | $ 1.49 | $ 26.25 | $ 59.70 | $ 85.95 |
| Trc Pickup 4x2 -C | $ 6.70 | $ 0.67 | $ 0.47 | $ 0.47 | $ 8.31 | $ 12.11 | $ 20.42 |
| Trc Water- TA 2000 Gal -O | $ 15.63 | $ 1.56 | $ 1.09 | $ 1.10 | $ 19.38 | $ 31.32 | $ 50.70 |
| Trench Compactor 24"-33" | $ 12.87 | $ 1.29 | $ 0.90 | $ 0.90 | $ 15.96 | $ 24.89 | $ 40.85 |

Any equipment used during construction not shown on this list will be calculated using the following formula: **Rental Rate[1] + Equipment Watch Operating Rate[2] = Billable Rate (Per Hour)**

**Standby Equipment:**

Any equipment rented for a monthly period that is not in use for more than 1 week out of a 4-week cycle, will be billed at a "Standby Rate" for the duration of time not in use. The Standby Rate is Rental Rate with no additional operating rates added.

**Rental Rate = Standby Billable Rate (per hour)**

[1] Rental Rate – This refers to the total amount of the rental for the required period including any taxes, insurances, and/or fees. Backup to establish "Rental Rate" is required.
[2] Equipment Watch Operating Rate (EWOR) – Operating rate shall be determined using the EquipmentWatch portal for the current period and the Florida region. Backup from EquipmentWatch is required to establish EWOR is required.

Updated: 7/23/2026
By: EN
Forecast No.: $ -

# RISK AND OPPORTUNITY MANAGEMENT REGISTER

## Project: Manatee SERWRF - Phase B

**NET DELTA (RISK - OPPORTUNITY): $ 3,023,455**

**TOTAL: $ 3,023,455**

| ID | RISK TYPE | RISK ELEMENT | DATE IDENTIFIED | PROBABILITY | Probability Score | IMPACT | ESTIMATED VALUE | PROBABLE VALUE | TIME IMPACT (DAYS) | MITIGATION COST | STRATEGY | RESPONSE DESCRIPTION | ASSIGNED TO | RESPONSE PLAN ID | STATUS (Open/Closed) | SUBCONTRACTOR |
|---|---|---|---|---|---|---|---|---|---|---|---|---|---|---|---|---|
| 1 | Subcontract /Supplier | AGS System compoents not shown due to propriatary information. Installation Labor impacts. | | Likely (75%) | 0.750 | Significant | $ 45,000 | $ 18,000 | | $ 18,000 | Mitigate | 50% of the current labor costs | PCL | | Open | |
| 2 | Schedule | Long Lead Times for Electrical Equipment due to increased data center market work | | Possible (50%) | 0.500 | Severe | $ 600,000 | $ 300,000 | | $ 300,000 | Mitigate | Target early releases for Electrcial gear | PCL | | Open | |
| 3 | Schedule | Continued material escalations due to world market issues | | Likely (75%) | 0.750 | Significant | $ 350,000 | $ 196,875 | | $ 196,875 | Mitigate | Lock in pricing as soon as possible to reduce project impacts | PCL | | Open | |
| 4 | Design | Yard piping shown does not show crossing configurations with over/under requirements. | | Likely (75%) | 0.750 | Moderate | $ 465,000 | $ 174,375 | | $ 174,375 | Mitigate | Pot hole existing utilities and coordinate with EOR & County on pipe routing | County | | Open | |
| 5 | Design | Unforseen conditions | | Possible (50%) | 0.500 | Moderate | $ 2,500,000 | $ 625,000 | | $ 625,000 | Mitigate | | County | | Open | |
| 6 | Planning | Severe Weather Days Allowance | | Possible (50%) | 0.500 | Moderate | $ 500,000 | $ 125,000 | | $ 125,000 | Mitigate | | PCL | | Open | |
| 7 | Planning | Weather Impacts by named storms | | Possible (50%) | 0.500 | Moderate | $ 300,000 | $ 75,000 | | $ 75,000 | Mitigate | | PCL | | Open | |
| 8 | Escalation | Material and equipment escalations | | Possible (50%) | 0.500 | Significant | $ 1,000,000 | $ 375,000 | | $ 375,000 | Mitigate | Lock in pricing as soon as possible to reduce project impacts | County | | Open | |
| 9 | Subcontract /Supplier | Precast Tank leaks | | Possible (50%) | 0.500 | Significant | $ 300,000 | $ 112,500 | | $ 112,500 | Mitigate | | PCL | | Open | |
| 10 | Scope | Multiple joints adding start/stop points for coatings | | Likely (75%) | 0.750 | Severe | $ 1,300,000 | $ 975,000 | | $ 975,000 | Mitigate | Coating contractor will be required to add additional prep work, and discontinuous work efforts within the basins. | PCL | | Open | |
| 11 | Scope | Startup and Commissioning Complexity | | Unlikely (25%) | 0.250 | Moderate | $ 375,000 | $ 46,875 | | $ 46,875 | Mitigate | 6 weeks of delay due to startup of new process type with County. | PCL | | Open | |

| | |
|---|---|
| Date | **23-Jul-26** |
| Time | |
| BE Number | **BE25-54-0097** |
| Opportunity No | |
| Owner File No | **6106080** |
| Estimator | **Eric Nash** |

# GENERAL BUDGET COMPARISON REPORT

| | |
|---|---|
| Project | **MANATEE SEWRF PHASE B** |
| Location | **BRADENTON, FL, US** |
| Owner | **MANATEE COUNTY** |
| Designer | **MCKIM & CREED** |

| | |
|---|---|
| Bid Closing | |
| Project Start | **JAN 20, 2026** |
| Completion | **NOV 06, 2029** |

CONSTRUCTION

BE Number BE25-54-0097
Opportunity No
Owner File No 6106080
Project **Manatee SEWRF Phase B**
Location Bradenton, FL, US

# General Budget Comparison Summary


Jul 14, 2026
2:02:22 PM
Eric Nash
Proprietary and Confidential

| Description | SEWRF Phase B Rev.3 | | | Current Estimate (Rev. 4) | | | Difference in Total Cost | Comments |
|---|---|---|---|---|---|---|---|---|
| | Quantity | Uo M | Total | Quantity | Uo M | Total | | |
| **DIRECT COSTS** | 1 | LS | | 1 | LS | | | |
| Material Testing | 1 | LS | $ 10,000.00 | 1 | LS | $ 10,000.00 | $ - | |
| **Base Bid** | 1 | LS | | 1 | LS | | | |
| MOPOs | 1 | LS | $ 100,558.00 | 1 | LS | $ 100,558.00 | $ - | |
| Site Work | 1 | LS | $ 597,197.00 | 1 | LS | $ 597,197.00 | $ - | |
| Yard Pipe | 1 | LS | $ 1,320,627.00 | 1 | LS | $ 1,320,627.00 | $ - | |
| Oxidation Ditch Modifications | 1 | LS | $ 770,440.00 | 1 | LS | $ 770,440.00 | $ - | |
| AGS Influent Pump Station | 1 | LS | $ 1,216,338.00 | 1 | LS | $ 1,211,218.00 | $ (5,120.00) | |
| AGS Basins & Blowers | 1 | LS | $ - | --- | | $ - | $ - | |
| AGS Tank Structure - CIP Options | 1 | LS | $ - | --- | | $ - | $ - | |
| AGS Basins | --- | | $ 25,692,709.00 | 1 | LS | $ 25,691,851.00 | $ (858.00) | |
| AGS Blowers | --- | | $ 1,285,714.00 | 1 | LS | $ 1,276,621.00 | $ (9,093.00) | |
| Generator Pad | 1 | LS | $ 1,943,622.00 | 1 | LS | $ 1,937,531.00 | $ (6,091.00) | |
| Elec. Bldg. No. 4 | 550 | SF | $ 353,967.00 | 550 | SF | $ 351,777.00 | $ (2,190.00) | |
| Electrical | 1 | LS | $ 9,149,075.00 | 1 | LS | $ 9,149,075.00 | $ - | |
| Instrumentation and Controls | 1 | LS | $ 388,173.00 | 1 | LS | $ 388,173.00 | $ - | |
| **Base Bid** | 1 | LS | $ 42,818,420.00 | 1 | LS | $ 42,795,068.00 | $ (23,352.00) | |
| **DIRECT COSTS** | 1 | LS | $ 42,828,420.00 | 1 | LS | $ 42,805,068.00 | $ (23,352.00) | |

BE Number BE25-54-0097
Opportunity No
Owner File No 6106080
Project **Manatee SEWRF Phase B**
Location Bradenton, FL, US

# General Budget Comparison Summary

| Description | SEWRF Phase B Rev.3 | | Current Estimate (Rev. 4) | | Difference in Total Cost | Comments |
|---|---|---|---|---|---|---|
| | Quantity UoM | Total | Quantity UoM | Total | | |
| **GENERAL EXPENSE COSTS** | 24 MO | | 24 MO | | | |
| Mobilize & Demobilize | 100 % | $ 21,700.00 | 100 % | $ 21,700.00 | $ - | |
| Temporary Jobsite Buildings/Facilities | 100 % | $ 199,622.00 | 100 % | $ 199,622.00 | $ - | |
| Temporary Utilities | 100 % | $ 177,707.00 | 100 % | $ 177,707.00 | $ - | |
| Dismantle & Restore Site | 100 % | $ 10,000.00 | 100 % | $ 10,000.00 | $ - | |
| Bonds | 100 % | $ 1,082,201.00 | 100 % | $ 1,081,009.00 | $ (1,192.00) | |
| Insurance | 100 % | $ 1,303,210.00 | 100 % | $ 1,300,086.00 | $ (3,124.00) | |
| Project Staffing | 100 % | $ 6,291,648.00 | 100 % | $ 6,193,672.00 | $ (97,976.00) | |
| Employee Expense (Travel) | 100 % | --- | --- | $ - | $ - | |
| Equipment | 32 MO | $ 292,782.00 | 1 LS | $ 292,782.00 | $ - | |
| Management Services | 100 % | $ 372,727.00 | 100 % | $ 370,208.00 | $ (2,519.00) | |
| Misc Job Expense | 100 % | $ 8,800.00 | 100 % | $ 8,800.00 | $ - | |
| Equipment Maintenace | 100 % | $ 2,085.00 | 100 % | $ 2,085.00 | $ - | |
| Sales Tax | 100 % | $ 1,605,504.00 | 100 % | $ 1,603,757.00 | $ (1,747.00) | |
| Rental Adjustment | 100 % | $ - | --- | $ - | $ - | |
| **GENERAL EXPENSE COSTS** | 24 MO | $ 11,367,986.00 | 24 MO | $ 11,261,428.00 | $ (106,558.00) | |
| **Contingencies** | --- | | 1 LS | | | |
| CMAR Contingencies | --- | | 1 LS | | | |
| CMAR Contingency | 1 LS | $ 3,030,720.00 | --- | $ 3,023,455.00 | $ (7,265.00) | |
| | | | | | | |

BE Number BE25-54-0097
Opportunity No
Owner File No 6106080
Project **Manatee SEWRF Phase B**
Location Bradenton, FL, US

# General Budget Comparison Summary



Eric Nash
Proprietary and Confidential

| Description | SEWRF Phase B Rev. 3 | | | | Current Estimate (Rev. 4) | | | | Difference in Total Cost | Comments |
|---|---|---|---|---|---|---|---|---|---|---|
| | Quantity | Uo M | Unit Cost | Total | Quantity | Uo M | UnitCost | Total | | |
| **Contingencies** | 1 | | | $ 3,030,720.00 | 1 | LS | --- | $ 3,023,455.00 | $ (7,265.00) | |
| **TOTAL COST** | | | | $ 57,227,126.00 | | | | $ 57,089,951.00 | $ (137,175.00) | |
| **Fee** | --- | | | | --- | | | | 0 | |
| Fee | --- | | --- | $ 3,387,275.00 | --- | | --- | $ 3,379,156.00 | $ (8,119.00) | |
| **Fee** | | | --- | $ 3,387,275.00 | | | --- | $ 3,379,156.00 | $ (8,119.00) | |
| **TOTAL BID** | | | | $ 60,614,401.00 | | | | $ 60,469,107.00 | $ (145,294.00) | |

CONSTRUCTION

| | |
|---|---|
| Date | **JUL 23, 2026** |
| BE Number | **BE25-54-0097** |
| Opportunity No | |
| Owner File No | **6106080** |
| Estimator | **Eric Nash** |

# GENERAL ESTIMATE SUMMARY & ITEM ANALYSIS SHEET

## CONTROL ESTIMATE

| | |
|---|---|
| Project | **MANATEE SEWRF PHASE B** |
| Location | **BRADENTON, FL, US** |
| Owner | **MANATEE COUNTY** |
| Designer | **MCKIM & CREED** |

| | |
|---|---|
| Bid Closing | |
| Project Start | **JAN 20, 2026** |
| Completion | **NOV 06, 2029** |

CONSTRUCTION

BE Number BE25-54-0097
Opportunity No
Owner File No 6106080
Project Manatee SEWRF Phase B
Location Bradenton, FL, US


JUL 23, 2026

Eric Nash

# General Estimate Summary

| Description | Quantity | UOM | Labor | | | Equipment | | | Services / Tools / Supplies | | Material | | SubContract | | Total Price | |
|---|---|---|---|---|---|---|---|---|---|---|---|---|---|---|---|---|
| | | | Hours | Rate | Total | Hours | Unit | Total | Unit | Total | Unit | Total | Unit | Total | Unit | Total |
| **DIRECT COSTS** | | | | | | | | | | | | | | | | |
| 04 Material Testing | 1 | LS | --- | --- | --- | --- | --- | --- | --- | --- | --- | --- | --- | 10,000 | --- | 10,000 |
| **Base Bid** | **1** | **LS** | | | | | | | | | | | | | | |
| 100 MOPOs | 1 | LS | 107 | 74.00 | 7,893 | 80 | --- | 5,911 | --- | 50,179 | --- | --- | --- | 36,575 | --- | 100,558 |
| 200 Site Work | 1 | LS | 376 | 66.45 | 25,006 | 376 | --- | 15,593 | --- | --- | --- | --- | --- | 556,598 | --- | 597,197 |
| 220 Yard Pipe | 1 | LS | 4,766 | 76.80 | 365,990 | 2,148 | --- | 137,428 | --- | 65,921 | --- | 680,288 | --- | 71,000 | --- | 1,320,627 |
| S33 Oxidation Ditch Modifications | 1 | LS | --- | --- | --- | --- | --- | --- | --- | --- | --- | --- | --- | 770,440 | --- | 770,440 |
| S34 AGS Influent Pump Station | 1 | LS | 2,258 | 74.10 | 167,339 | 546 | --- | 28,004 | --- | 9,767 | --- | 965,616 | --- | 40,492 | --- | 1,211,218 |
| S35.PC AGS Basins | 1 | LS | 24,178 | 75.84 | 1,833,523 | 7,753 | --- | 755,103 | --- | 88,800 | --- | 15,329,88 | --- | 7,684,543 | --- | 25,691,851 |
| S36 AGS Blowers | 1 | LS | 2,681 | 72.45 | 194,242 | 817 | --- | 42,261 | --- | 25,449 | --- | 625,886 | --- | 388,782 | --- | 1,276,621 |
| S90 Generator Pad | 1 | LS | 333 | 65.20 | 21,708 | 88 | --- | 4,185 | --- | 4,818 | --- | 1,896,546 | --- | 10,274 | --- | 1,937,531 |
| S94 Elec. Bldg. No. 4 | 550 | SF | 666 | 65.58 | 43,680 | 621 | 35.63 | 19,596 | 15.26 | 8,391 | 42.31 | 23,272 | 466.98 | 256,838 | 639.59 | 351,777 |
| 16 Electrical | 1 | LS | --- | --- | --- | --- | --- | --- | --- | --- | --- | 1,813,036 | --- | 7,336,039 | --- | 9,149,075 |
| 17 Instrumentation and Controls | 1 | LS | --- | --- | --- | --- | --- | --- | --- | --- | --- | --- | --- | 388,173 | --- | 388,173 |
| **Base Bid** | **1** | **LS** | **35,365** | **---** | **2,659,380** | **12,428** | **---** | **1,008,080** | **---** | **253,327** | **---** | **21,334,526** | **---** | **17,539,754** | **---** | **42,795,068** |
| **DIRECT COSTS** | **1** | **LS** | **35,365** | **---** | **2,659,380** | **12,428** | **---** | **1,008,080** | **---** | **253,327** | **---** | **21,334,526** | **---** | **17,549,754** | **---** | **42,805,068** |
| **GENERAL EXPENSE COSTS** | | | | | | | | | | | | | | | | |
| GE01 Mobilize & Demobilize | 100 | % | 200 | 61.00 | 12,200 | --- | --- | --- | 95.00 | 9,500 | --- | --- | --- | --- | 217.00 | 21,700 |
| GE03 Temporary Jobsite Buildings/Facilities | 100 | % | --- | --- | --- | 18,165 | 1,996.22 | 199,622 | --- | --- | --- | --- | --- | --- | 1,996.22 | 199,622 |
| GE04 Temporary Utilities | 100 | % | --- | --- | --- | 19,549 | 110.32 | 11,032 | 1,666.75 | 166,675 | --- | --- | --- | --- | 1,777.07 | 177,707 |
| GE05 Dismantle & Restore Site | 100 | % | --- | --- | --- | --- | --- | --- | 100.00 | 10,000 | --- | --- | --- | --- | 100.00 | 10,000 |
| GE06 Bonds | 100 | % | --- | --- | --- | --- | --- | --- | 10,810.09 | 1,081,009 | --- | --- | --- | --- | 10,810.09 | 1,081,009 |
| GE07 Insurance | 100 | % | --- | --- | --- | --- | --- | --- | 13,000.86 | 1,300,086 | --- | --- | --- | --- | 13,000.86 | 1,300,086 |
| GE08 Project Staffing | 100 | % | 41,678 | 148.61 | 6,193,672 | --- | --- | --- | --- | --- | --- | --- | --- | --- | 61,936.72 | 6,193,672 |
| GE10 Equipment | 1 | LS | --- | --- | --- | 12,197 | --- | 243,882 | --- | --- | --- | 48,900 | --- | --- | --- | 292,782 |
| GE11 Management Services | 100 | % | --- | --- | --- | 20,241 | 1,178.86 | 117,886 | 2,523.22 | 252,322 | --- | --- | --- | --- | 3,702.08 | 370,208 |
| GE12 Misc Job Expense | 100 | % | --- | --- | --- | --- | --- | --- | 88.00 | 8,800 | --- | --- | --- | --- | 88.00 | 8,800 |

Proprietary and Confidential

# General Estimate Summary

| Description | Quantity | UOM | Labor | | | Equipment | | | Services / Tools / Supplies | | Material | | SubContract | | Total Price | |
|---|---|---|---|---|---|---|---|---|---|---|---|---|---|---|---|---|
| | | | Hours | Rate | Total | Hours | Unit | Total | Unit | Total | Unit | Total | Unit | Total | Unit | Total |
| GE13 Equipment Maintenace | 100 | % | --- | --- | --- | --- | --- | --- | 20.85 | 2,085 | --- | --- | --- | --- | 20.85 | 2,085 |
| GE14 Sales Tax | 100 | % | --- | --- | --- | --- | --- | --- | 16,037.57 | 1,603,757 | --- | --- | --- | --- | 16,037.57 | 1,603,757 |
| **GENERAL EXPENSE COSTS** | **24** | **MO** | **41,878** | **148.19** | **6,205,872** | **70,152** | **23,850.94** | **572,422** | **184,759.74** | **4,434,234** | **2,037.50** | **48,900** | **---** | **---** | **469,226.17** | **11,261,428** |
| **Contingencies** | | | | | | | | | | | | | | | | |
| CONT CMAR Contingencies | 1 | LS | --- | --- | --- | --- | --- | --- | --- | 3,023,455 | --- | --- | --- | --- | --- | 3,023,455 |
| **Contingencies** | **1** | **LS** | **---** | **---** | **---** | **---** | **---** | **---** | **---** | **3,023,455** | **---** | **---** | **---** | **---** | **---** | **3,023,455** |
| | | | | | | | | | | | | | | | | |
| TOTAL COST | | | 77,243 | --- | 8,865,252 | 82,580 | --- | 1,580,503 | --- | 7,711,016 | --- | 21,383,426 | --- | 17,549,754 | --- | 57,089,951 |
| **Fee** | | | --- | | | | | | | | | | | | | 3,379,156 |
| TOTAL BID | | | 77,243 | --- | 8,865,252 | 82,580 | --- | 1,580,503 | --- | 7,711,016 | --- | 21,383,426 | --- | 17,549,754 | --- | 60,469,107 |

# Item Analysis Sheet

Proprietary and Confidential

**04 Material Testing 1 LS**

| No. | Quantity | UOM | Units Per Hour | ManHrs Per Unit | Labor | | | Equipment | | Services / Tools / Supplies | | Perm. Material | | SubContract | | Total Price | |
|---|---|---|---|---|---|---|---|---|---|---|---|---|---|---|---|---|---|
| | | | | | Hours | $ / Hr | Total | $ / Hr | Total | $ / Unit | Total | $ / Unit | Total | $ / Unit | Total | Unit | Total |
| Material Testing Allowance | 1 | LS | --- | --- | --- | --- | --- | --- | --- | --- | --- | --- | --- | 10,000.00 | 10,000 | --- | 10,000 |
| **Material Testing** | **1** | **LS** | --- | --- | --- | --- | --- | --- | --- | --- | --- | --- | --- | --- | **10,000** | --- | **10,000** |

**04 Material Testing 1 LS**

# Item Analysis Sheet

Proprietary and Confidential

**100 MOPOs 1 LS**

| No. | Quantity | UOM | Units Per Hour | ManHrs Per Unit | Labor | | | Equipment | | Services / Tools / Supplies | | Perm. Material | | SubContract | | Total Price | |
|---|---|---|---|---|---|---|---|---|---|---|---|---|---|---|---|---|---|
| | | | | | Hours | $ / Hr | Total | $ / Hr | Total | $ / Unit | Total | $ / Unit | Total | $ / Unit | Total | Unit | Total |
| **Mopo 1 - 6" & 12" LC Lines** | **1** | **LS** | | | | | | | | | | | | | | | |
| **Line Stops** | **1** | **LS** | | | | | | | | | | | | | | | |
| *05.29.26 - Colt* | | | | | | | | | | | | | | | | | |
| Line Stop Mobilizations | 3 | EA | --- | --- | --- | --- | --- | --- | --- | --- | --- | --- | --- | 375.00 | 1,125 | 375.00 | 1,125 |
| Double Line Stop - 6" LC Line | 1 | EA | --- | --- | --- | --- | --- | --- | --- | 13,247.00 | 13,247 | --- | --- | --- | --- | 13,247.00 | 13,247 |
| Double Line Stop - 12" LC Line | 1 | EA | --- | --- | --- | --- | --- | --- | --- | 29,032.00 | 29,032 | --- | --- | --- | --- | 29,032.00 | 29,032 |
| Blow Off Tap for 4" -12" Line Stops (Permanantly Installed) | 4 | EA | --- | --- | --- | --- | --- | --- | --- | 1,975.00 | 7,900 | --- | --- | --- | --- | 1,975.00 | 7,900 |
| 2 Daily Rental of line stop after installation | 15 | DAYS | --- | --- | --- | --- | --- | --- | --- | --- | --- | --- | --- | 500.00 | 15,000 | 1,000.00 | 15,000 |
| **Line Stops** | **1** | **LS** | **---** | **---** | **---** | **---** | **---** | **---** | **---** | **---** | **50,179** | **---** | **---** | **---** | **16,125** | **---** | **66,304** |
| **Excavation of Line Stops** | **200** | **CY** | | | | | | | | | | | | | | | |
| Grade Check | 200 | CY | 10.000 | 0.100 | 20 | PIPE EL 74.0 | 1,480 | --- | --- | --- | --- | --- | --- | --- | --- | 7.40 | 1,480 |
| Excavate Pit 5'x5'x7' (4 each) | 200 | CY | 10.000 | 0.100 | 20 | OPE) 74.0 | 1,480 | 92.84 | 1,857 | --- | --- | --- | --- | --- | --- | 16.68 | 3,337 |
| CAT 950 WHEEL-LDR 5.0Y | 200 | CY | 10.000 | 0.100 | 20 | OPLF 74.0 | 1,480 | 75.73 | 1,515 | --- | --- | --- | --- | --- | --- | 14.97 | 2,995 |
| **Excavation of Line Stops** | **200** | **CY** | **3.333** | **0.300** | **60** | **74.00** | **4,440** | **16.86** | **3,371** | **---** | **---** | **---** | **---** | **---** | **---** | **39.06** | **7,811** |
| **Backfill Pits** | **200** | **CY** | | | | | | | | | | | | | | | |
| Grade Check | 200 | CY | 10.000 | 0.100 | 20 | PIPE EL 74.0 | 1,480 | --- | --- | --- | --- | --- | --- | --- | --- | 7.40 | 1,480 |
| Backfill Pit | 200 | CY | 15.000 | 0.067 | 13 | OPE) 74.0 | 987 | 92.84 | 1,238 | --- | --- | --- | --- | --- | --- | 11.12 | 2,224 |
| CAT 950 WHEEL-LDR 5.0Y | 200 | CY | 15.000 | 0.067 | 13 | OPLF 74.0 | 987 | 75.73 | 1,010 | --- | --- | --- | --- | --- | --- | 9.98 | 1,996 |
| Trench Compactor 24"-33" | 200 | CY | 15.000 | 0.067 | --- | --- | --- | 21.92 | 292 | --- | --- | --- | --- | --- | --- | 1.46 | 292 |
| **Backfill Pits** | **200** | **CY** | **4.286** | **0.233** | **47** | **74.00** | **3,453** | **12.70** | **2,540** | **---** | **---** | **---** | **---** | **---** | **---** | **29.97** | **5,993** |
| **Mopo 1 - 6" & 12" LC Lines** | **1** | **LS** | **---** | **---** | **107** | **74.00** | **7,893** | **---** | **5,911** | **---** | **50,179** | **---** | **---** | **---** | **16,125** | **---** | **80,108** |
| **MOPO 2 - 24" AGE Line** | **1** | **LS** | | | | | | | | | | | | | | | |
| *BL Smith Quote 2026.05.27* | | | | | | | | | | | | | | | | | |

**100 MOPOs 1 LS**

# Item Analysis Sheet

Proprietary and Confidential

**100 MOPOs 1 LS**

| No. | Quantity | UOM | Units Per Hour | ManHrs Per Unit | Labor | | | Equipment | | Services / Tools / Supplies | | Perm. Material | | SubContract | | Total Price | |
|---|---|---|---|---|---|---|---|---|---|---|---|---|---|---|---|---|---|
| | | | | | Hours | $ / Hr | Total | $ / Hr | Total | $ / Unit | Total | $ / Unit | Total | $ / Unit | Total | Unit | Total |
| Relocate Electrical Quazite Hand Hole Box | 1 | EA | --- | --- | --- | --- | --- | --- | --- | --- | --- | --- | --- | 20,450.00 | 20,450 | 20,450.00 | 20,450 |
| **MOPO 2 - 24" AGE Line** | **1** | **LS** | **---** | **---** | **---** | **---** | **---** | **---** | **---** | **---** | **---** | **---** | **---** | **---** | **20,450** | **---** | **20,450** |
| **MOPOs** | **1** | **LS** | **---** | **---** | **107** | **74.00** | **7,893** | **---** | **5,911** | **---** | **50,179** | **---** | **---** | **---** | **36,575** | **---** | **100,558** |

**100 MOPOs 1 LS**

# Item Analysis Sheet

Proprietary and Confidential

**200 Site Work 1 LS**

| No. | Quantity | UOM | Units Per Hour | ManHrs Per Unit | Labor | | | Equipment | | Services / Tools / Supplies | | Perm. Material | | SubContract | | Total Price | |
|---|---|---|---|---|---|---|---|---|---|---|---|---|---|---|---|---|---|
| | | | | | Hours | $ / Hr | Total | $ / Hr | Total | $ / Unit | Total | $ / Unit | Total | $ / Unit | Total | Unit | Total |
| **Sitework Subcontractor** | **1** | **LS** | | | | | | | | | | | | | | | |
| *Burgess Civil* | | | | | | | | | | | | | | | | | |
| Mobilization | 1 | LS | --- | --- | --- | --- | --- | --- | --- | --- | --- | --- | --- | 35,000.00 | 35,000 | --- | 35,000 |
| Survey and as-builts | 1 | LS | --- | --- | --- | --- | --- | --- | --- | --- | --- | --- | --- | 27,944.50 | 27,945 | --- | 27,945 |
| *Keeping labor in concrete for light gra ding of electrical building till confirmat ion* | | | | | | | | | | | | | | | | | |
| Construct generator/electric pad | 1 | LS | --- | --- | --- | --- | --- | --- | --- | --- | --- | --- | --- | 675.00 | 675 | --- | 675 |
| Construct IPS Pad | 1 | LS | --- | --- | --- | --- | --- | --- | --- | --- | --- | --- | --- | 450.00 | 450 | --- | 450 |
| Construct AGS Pad | 1 | LS | --- | --- | --- | --- | --- | --- | --- | --- | --- | --- | --- | 13,350.00 | 13,350 | --- | 13,350 |
| Base rack below AGS (4" CC) | 1 | LS | --- | --- | --- | --- | --- | --- | --- | --- | --- | --- | --- | 89,000.00 | 89,000 | --- | 89,000 |
| Fine grade flat areas | 1 | LS | --- | --- | --- | --- | --- | --- | --- | --- | --- | --- | --- | 34,256.00 | 34,256 | --- | 34,256 |
| Fine grade slope areas | 1 | LS | --- | --- | --- | --- | --- | --- | --- | --- | --- | --- | --- | 875.00 | 875 | --- | 875 |
| **Sitework Subcontractor** | **1** | **LS** | **---** | **---** | **---** | **---** | **---** | **---** | **---** | **---** | **---** | **---** | **---** | **---** | **201,551** | **---** | **201,551** |
| **Environmental Controls** | **1** | **LS** | | | | | | | | | | | | | | | |
| Site Silt Fence | 1,495 | LF | 10.000 | 0.100 | 150 | LAS 55.0 0 | 8,223 | 7.98 | 1,193 | --- | --- | --- | --- | 0.780000 | 1,166 | 7.08 | 10,581 |
| **Environmental Controls** | **1** | **LS** | **---** | **---** | **150** | **55.00** | **8,223** | **---** | **1,193** | **---** | **---** | **---** | **---** | **---** | **1,166** | **---** | **10,581** |
| **Demo** | **1** | **LS** | | | | | | | | | | | | | | | |
| *B - Site Demo 12" LC @ EL 37.26 ov er lines @ 36.93 to 37.16 (2) manhol es* | *69* | *FT* | | | | | | | | | | | | | | | |
| *B - Site Demo 12" REJ to Flash Mixer Flocc Tank (elevation not shown) (wit hin 3' of 24" SPWR line)* | *199* | *FT* | | | | | | | | | | | | | | | |

**200 Site Work 1 LS**

# Item Analysis Sheet

Proprietary and Confidential

**200 Site Work 1 LS**

| No. | Quantity | UOM | Units Per Hour | ManHrs Per Unit | Labor | | | Equipment | | Services / Tools / Supplies | | Perm. Material | | SubContract | | Total Price | |
|---|---|---|---|---|---|---|---|---|---|---|---|---|---|---|---|---|---|
| | | | | | Hours | $ / Hr | Total | $ / Hr | Total | $ / Unit | Total | $ / Unit | Total | $ / Unit | Total | Unit | Total |
| *B - Site Demo 6" LC @ EL 37.23 no conflicts (2) manholes* | *110* | *FT* | | | | | | | | | | | | | | | |
| Yard Pipe Crew | 378 | LF | 5.000 | 0.200 | 76 | PIPE EL 74.0 | 5,594 | --- | --- | --- | --- | --- | --- | --- | --- | 14.80 | 5,594 |
| CAT 330 EXCAV. 35T/2.0Y | 378 | LF | 5.000 | 0.200 | 76 | OPE) 74.0 | 5,594 | 92.84 | 7,018 | --- | --- | --- | --- | --- | --- | 33.37 | 12,613 |
| CAT 950 WHEEL-LDR 5.0Y | 378 | LF | 5.000 | 0.200 | 76 | OPLF 74.0 | 5,594 | 75.73 | 5,725 | --- | --- | --- | --- | --- | --- | 29.95 | 11,319 |
| TRENCH COMPACTOR w/REMOTE | 378 | LF | 5.000 | 0.200 | --- | --- | --- | 21.92 | 1,657 | --- | --- | --- | --- | --- | --- | 4.38 | 1,657 |
| *PM&A - 2026.05.14* | | | | | | | | | | | | | | | | | |
| *Removed Demo of oil waste bldg per thomas skehan Work was completed phase A* | | | | | | | | | | | | | | | | | |
| **Demo** | **1** | **LS** | **---** | **---** | **227** | **74.00** | **16,783** | **---** | **14,400** | **---** | **---** | **---** | **---** | **---** | **---** | **---** | **31,184** |
| **Site Concrete** | **---** | **SF** | | | | | | | | | | | | | | | |
| *Burgess Civil* | | | | | | | | | | | | | | | | | |
| 4" SIDEWALK (WWM - REINFORCED) | 1 | LS | --- | --- | --- | --- | --- | --- | --- | --- | --- | --- | --- | 40,500.00 | 40,500 | --- | 40,500 |
| Miami Curb | 1 | LS | --- | --- | --- | --- | --- | --- | --- | --- | --- | --- | --- | 7,600.00 | 7,600 | --- | 7,600 |
| **Site Concrete** | **---** | **SF** | **---** | **---** | **---** | **---** | **---** | **---** | **---** | **---** | **---** | **---** | **---** | **---** | **48,100** | **---** | **48,100** |
| **Asphalt Pavement** | **1** | **LS** | | | | | | | | | | | | | | | |
| *B - Site Mill & Resurface existing asp hault* | *15,023* | *SQ F* | | | | | | | | | | | | | | | |
| *B - Site New Asphalt* | *19,208* | *SQ F* | | | | | | | | | | | | | | | |
| Asphalt Paving Subcontractor by Burgess Civil | 1 | LS | --- | --- | --- | --- | --- | --- | --- | --- | --- | --- | --- | 305,781.25 | 305,781 | --- | 305,781 |
| **Asphalt Pavement** | **1** | **LS** | **---** | **---** | **---** | **---** | **---** | **---** | **---** | **---** | **---** | **---** | **---** | **---** | **305,781** | **---** | **305,781** |
| **Site Work** | **1** | **LS** | **---** | **---** | **376** | **66.45** | **25,006** | **---** | **15,593** | **---** | **---** | **---** | **---** | **---** | **556,598** | **---** | **597,197** |

**200 Site Work 1 LS**

# Item Analysis Sheet

Proprietary and Confidential

**220 Yard Pipe 1 LS**

| No. | Quantity | UOM | Units Per Hour | ManHrs Per Unit | Labor | | | Equipment | | Services / Tools / Supplies | | Perm. Material | | SubContract | | Total Price | |
|---|---|---|---|---|---|---|---|---|---|---|---|---|---|---|---|---|---|
| | | | | | Hours | $ / Hr | Total | $ / Hr | Total | $ / Unit | Total | $ / Unit | Total | $ / Unit | Total | Unit | Total |
| **Potholing** | **1** | **LS** | | | | | | | | | | | | | | | |
| *Any existing utilities and influent/ outfall pipe tie-in locations* | | | | | | | | | | | | | | | | | |
| VAC TRUCK | 6 | DAY | --- | --- | --- | --- | --- | --- | --- | --- | --- | --- | --- | 4,000.00 | 24,000 | 4,000.00 | 24,000 |
| **Potholing** | **1** | **LS** | **---** | **---** | **---** | **---** | **---** | **---** | **---** | **---** | **---** | **---** | **---** | **---** | **24,000** | **---** | **24,000** |
| **Buried Pipe** | **1,690** | **LF** | | | | | | | | | | | | | | | |
| **Yard Pipe Materials** | **1** | **LS** | | | | | | | | | | | | | | | |
| Purchase Yard Pipe Materials | 1 | LS | --- | --- | --- | --- | --- | --- | --- | --- | --- | 679,643.94 | 679,644 | --- | --- | --- | 679,644 |
| Pipe Rigging STS | 1 | LS | --- | --- | --- | --- | --- | --- | --- | 15,000.00 | 15,000 | --- | --- | --- | --- | --- | 15,000 |
| Pipe Installation STS | 1 | LS | --- | --- | --- | --- | --- | --- | --- | 20,000.00 | 20,000 | --- | --- | --- | --- | --- | 20,000 |
| Testing STS | 1 | LS | --- | --- | --- | --- | --- | --- | --- | 5,000.00 | 5,000 | --- | --- | --- | --- | --- | 5,000 |
| **Yard Pipe Materials** | **1** | **LS** | **---** | **---** | **---** | **---** | **---** | **---** | **---** | **---** | **40,000** | **---** | **679,644** | **---** | **---** | **---** | **719,644** |
| **Yard Pipe Subs** | **1** | **LS** | | | | | | | | | | | | | | | |
| **Trench Protection** | **1** | **LS** | | | | | | | | | | | | | | | |
| *NTS - 5.29.26* | | | | | | | | | | | | | | | | | |
| *6' Steel Spreaders* | | | | | | | | | | | | | | | | | |
| *8" schudule 80 pipe* | | | | | | | | | | | | | | | | | |
| *Spreader pins* | | | | | | | | | | | | | | | | | |
| 10x20 Steel Knife Edge Trench Sheilf 6" double walls - 85" Clearance | 6 | MO | --- | --- | --- | --- | --- | --- | --- | 2,478.00 | 14,868 | --- | --- | --- | --- | 2,478.00 | 14,868 |
| Delivery | 1 | EA | --- | --- | --- | --- | --- | --- | --- | --- | --- | 322.00 | 322 | --- | --- | 322.00 | 322 |
| Pickup | 1 | EA | --- | --- | --- | --- | --- | --- | --- | --- | --- | 322.00 | 322 | --- | --- | 322.00 | 322 |

**220 Yard Pipe 1 LS**

# Item Analysis Sheet

Proprietary and Confidential

**220 Yard Pipe 1 LS**

| No. | Quantity | UOM | Units Per Hour | ManHrs Per Unit | Labor Hours | Labor $ / Hr | Labor Total | Equipment $ / Hr | Equipment Total | Services / Tools / Supplies $ / Unit | Services / Tools / Supplies Total | Perm. Material $ / Unit | Perm. Material Total | SubContract $ / Unit | SubContract Total | Total Price Unit | Total Price Total |
|---|---|---|---|---|---|---|---|---|---|---|---|---|---|---|---|---|---|
| Assemble / Disassemble Trench Protection (2) | 2 | EA | 0.063 | 16.000 | 32 | PIPEEL 74.00 | 2,368 | --- | --- | --- | --- | --- | --- | --- | --- | 1,184.00 | 2,368 |
| **Trench Protection** | **1** | **LS** | **---** | **---** | **32** | **74.00** | **2,368** | **---** | **---** | **---** | **14,868** | **---** | **644** | **---** | **---** | **---** | **17,880** |
| **Yard Pipe Subs** | **1** | **LS** | **---** | **---** | **32** | **74.00** | **2,368** | **---** | **---** | **---** | **14,868** | **---** | **644** | **---** | **---** | **---** | **17,880** |
| **Yard Pipe Haul Off Materials** | **1,000** | **CY** | | | | | | | | | | | | | | | |
| *Haul Off Trucking* | | | | | | | | | | | | | | | | | |
| *- CY/LD* | *10* | *CY* | | | | | | | | | | | | | | | |
| *Export Native* | *1,000* | *CY* | | | | | | | | | | | | | | | |
| Trucking Dump Fee (15cy/truck) | 100 | LD | --- | --- | --- | --- | --- | --- | --- | 100.00 | 10,000 | --- | --- | --- | --- | 100.00 | 10,000 |
| Trucking | 200 | HR | --- | --- | --- | --- | --- | --- | --- | --- | --- | --- | --- | 95.00 | 19,000 | 95.00 | 19,000 |
| CAT 950 WHEEL-LDR 5.0Y | 200 | HR | 1.000 | 1.000 | 200 | OPLF 74.00 | 14,800 | 75.73 | 15,145 | --- | --- | --- | --- | --- | --- | 149.73 | 29,945 |
| **Yard Pipe Haul Off Materials** | **1,000** | **CY** | **5.000** | **0.200** | **200** | **74.00** | **14,800** | **15.15** | **15,145** | **10.00** | **10,000** | **---** | **---** | **19.00** | **19,000** | **58.95** | **58,945** |
| **Yard Pipe Install** | **1,690** | **LF** | | | | | | | | | | | | | | | |
| **Unload and Handle** | **1** | **LS** | | | | | | | | | | | | | | | |
| *Unload/Handle YP Pipe Materials* | | | | | | | | | | | | | | | | | |
| *Pieces of Pipe* | *369* | *EA* | | | | | | | | | | | | | | | |
| Labor | 369 | EA | 12.000 | 0.083 | 31 | PIPEEL 74.00 | 2,276 | --- | --- | --- | --- | --- | --- | --- | --- | 6.17 | 2,276 |
| Labor | 369 | EA | 12.000 | 0.083 | 31 | PIPEEL 74.00 | 2,276 | --- | --- | --- | --- | --- | --- | --- | --- | 6.17 | 2,276 |
| Forklift, RT 10,000# Reach | 369 | EA | 12.000 | 0.083 | 31 | OPLF 74.00 | 2,276 | 68.12 | 2,095 | --- | --- | --- | --- | --- | --- | 11.84 | 4,370 |
| **Unload and Handle** | **1** | **LS** | **---** | **---** | **92** | **74.00** | **6,827** | **---** | **2,095** | **---** | **---** | **---** | **---** | **---** | **---** | **---** | **8,921** |
| **4" Drain Line - Ductile Iron** | **160** | **LF** | | | | | | | | | | | | | | | |
| **Dig/Lay/Bury** | **160** | **LF** | | | | | | | | | | | | | | | |
| FOREMAN-PIPEWORK | 160 | LF | 2.000 | 0.500 | 80 | XFMF 95.00 | 7,600 | --- | --- | --- | --- | --- | --- | --- | --- | 47.50 | 7,600 |
| PIPE CREW (4PL) | 160 | LF | 0.500 | 2.000 | 320 | PIPEEL 74.00 | 23,680 | --- | --- | --- | --- | --- | --- | --- | --- | 148.00 | 23,680 |

**220 Yard Pipe 1 LS**

# Item Analysis Sheet

Proprietary and Confidential

**220 Yard Pipe 1 LS**

| No. | Quantity | UOM | Units Per Hour | ManHrs Per Unit | Labor | | | Equipment | | Services / Tools / Supplies | | Perm. Material | | SubContract | | Total Price | |
|---|---|---|---|---|---|---|---|---|---|---|---|---|---|---|---|---|---|
| | | | | | Hours | $ / Hr | Total | $ / Hr | Total | $ / Unit | Total | $ / Unit | Total | $ / Unit | Total | Unit | Total |
| CAT 330 EXCAV. 35T/2.0Y | 160 | LF | 2.000 | 0.500 | 80 | OPEX 74.0 | 5,920 | 92.84 | 7,427 | --- | --- | --- | --- | --- | --- | 83.42 | 13,347 |
| CAT 950 WHEEL-LDR 5.0Y | 160 | LF | 2.000 | 0.500 | 80 | OPLF 74.0 | 5,920 | 75.73 | 6,058 | --- | --- | --- | --- | --- | --- | 74.86 | 11,978 |
| TRENCH COMPACTOR w/ REMOTE | 160 | LF | 2.000 | 0.500 | --- | --- | --- | 21.92 | 1,754 | --- | --- | --- | --- | --- | --- | 10.96 | 1,754 |
| **Dig/Lay/Bury** | **160** | **LF** | **0.286** | **3.500** | **560** | **77.00** | **43,120** | **95.24** | **15,239** | **---** | **---** | **---** | **---** | **---** | **---** | **364.74** | **58,359** |
| **Grout Connections** | **1** | **EA** | | | | | | | | | | | | | | | |
| FOREMAN-PIPEWORK | 1 | EA | 0.125 | 8.000 | 8 | XFMF 95.0 | 760 | --- | --- | --- | --- | --- | --- | --- | --- | 760.00 | 760 |
| PIPE CREW (FM+2PL+2LC) | 1 | EA | 0.042 | 24.000 | 24 | PIPEEL 74.0 | 1,776 | --- | --- | --- | --- | --- | --- | --- | --- | 1,776.00 | 1,776 |
| Non-Shrink Grout | 1 | CY | --- | --- | --- | --- | --- | --- | --- | 175.48 | 175 | --- | --- | --- | --- | 175.48 | 175 |
| **Grout Connections** | **1** | **EA** | **0.031** | **32.000** | **32** | **79.25** | **2,536** | **---** | **---** | **175.48** | **175** | **---** | **---** | **---** | **---** | **2,711.48** | **2,711** |
| **Testing** | **1** | **EA** | | | | | | | | | | | | | | | |
| PIPE CREW (FM+2PL+2LC) | 1 | EA | 0.063 | 16.000 | 16 | PIPEEL 74.0 | 1,184 | --- | --- | --- | --- | --- | --- | --- | --- | 1,184.00 | 1,184 |
| Comp 185 CFM Diesel | 1 | EA | 0.125 | 8.000 | --- | --- | --- | 27.29 | 218 | --- | --- | --- | --- | --- | --- | 218.29 | 218 |
| **Testing** | **1** | **EA** | **0.063** | **16.000** | **16** | **74.00** | **1,184** | **218.29** | **218** | **---** | **---** | **---** | **---** | **---** | **---** | **1,402.29** | **1,402** |
| **Crossing Conflicts** | **1** | **EA** | | | | | | | | | | | | | | | |
| FOREMAN-PIPEWORK | 1 | EA | 0.250 | 4.000 | 4 | XFMF 95.0 | 380 | --- | --- | --- | --- | --- | --- | --- | --- | 380.00 | 380 |
| PIPE CREW (4PL) | 1 | EA | 0.063 | 16.000 | 16 | PIPEEL 74.0 | 1,184 | --- | --- | --- | --- | --- | --- | --- | --- | 1,184.00 | 1,184 |
| CAT 330 EXCAV. 35T/2.0Y | 1 | EA | 0.250 | 4.000 | 4 | OPEX 74.0 | 296 | 92.84 | 371 | --- | --- | --- | --- | --- | --- | 667.35 | 667 |
| CAT 950 WHEEL-LDR 5.0Y | 1 | EA | 0.250 | 4.000 | 4 | OPLF 74.0 | 296 | 75.73 | 303 | --- | --- | --- | --- | --- | --- | 598.90 | 599 |
| Trench Compactor 24"-33" | 1 | EA | 0.250 | 4.000 | --- | --- | --- | 21.92 | 88 | --- | --- | --- | --- | --- | --- | 87.68 | 88 |
| **Crossing Conflicts** | **1** | **EA** | **0.036** | **28.000** | **28** | **77.00** | **2,156** | **761.93** | **762** | **---** | **---** | **---** | **---** | **---** | **---** | **2,917.93** | **2,918** |
| **4" Drain Line - Ductile Iron** | **160** | **LF** | **0.252** | **3.975** | **636** | **77.04** | **48,996** | **101.37** | **16,219** | **1.10** | **175** | **---** | **---** | **---** | **---** | **408.69** | **65,390** |

**220 Yard Pipe 1 LS**

# Item Analysis Sheet

Proprietary and Confidential

**220 Yard Pipe 1 LS**

| No. | Quantity | UOM | Units Per Hour | ManHrs Per Unit | Labor | | | Equipment | | Services / Tools / Supplies | | Perm. Material | | SubContract | | Total Price | |
|---|---|---|---|---|---|---|---|---|---|---|---|---|---|---|---|---|---|
| | | | | | Hours | $ / Hr | Total | $ / Hr | Total | $ / Unit | Total | $ / Unit | Total | $ / Unit | Total | Unit | Total |
| **4" Drain Line - PVC** | **60** | **LF** | | | | | | | | | | | | | | | |
| **Dig/Lay/Bury** | **60** | **LF** | | | | | | | | | | | | | | | |
| FOREMAN-PIPEWORK | 60 | LF | 2.000 | 0.500 | 30 | XFMF 95.0 | 2,850 | --- | --- | --- | --- | --- | --- | --- | --- | 47.50 | 2,850 |
| PIPE CREW (4PL) | 60 | LF | 0.500 | 2.000 | 120 | PIPE EL 74.0 | 8,880 | --- | --- | --- | --- | --- | --- | --- | --- | 148.00 | 8,880 |
| CAT 330 EXCAV. 35T/2.0Y | 60 | LF | 2.000 | 0.500 | 30 | OPE) 74.0 | 2,220 | 92.84 | 2,785 | --- | --- | --- | --- | --- | --- | 83.42 | 5,005 |
| CAT 950 WHEEL-LDR 5.0Y | 60 | LF | 2.000 | 0.500 | 30 | OPLF 74.0 | 2,220 | 75.73 | 2,272 | --- | --- | --- | --- | --- | --- | 74.86 | 4,492 |
| TRENCH COMPACTOR w/ REMOTE | 60 | LF | 2.000 | 0.500 | --- | --- | --- | 21.92 | 658 | --- | --- | --- | --- | --- | --- | 10.96 | 658 |
| **Dig/Lay/Bury** | **60** | **LF** | **0.286** | **3.500** | **210** | **77.00** | **16,170** | **95.24** | **5,714** | **---** | **---** | **---** | **---** | **---** | **---** | **364.74** | **21,884** |
| **Grout Connections** | **1** | **EA** | | | | | | | | | | | | | | | |
| FOREMAN-PIPEWORK | 1 | EA | 5.000 | 0.200 | --- | XFMF 95.0 | 19 | --- | --- | --- | --- | --- | --- | --- | --- | 19.00 | 19 |
| PIPE CREW (4PL) | 1 | EA | 0.125 | 8.000 | 8 | PIPE EL 74.0 | 592 | --- | --- | --- | --- | --- | --- | --- | --- | 592.00 | 592 |
| Non-Shrink Grout | 1 | CY | --- | --- | --- | --- | --- | --- | --- | 175.48 | 175 | --- | --- | --- | --- | 175.48 | 175 |
| **Grout Connections** | **1** | **EA** | **0.122** | **8.200** | **8** | **74.51** | **611** | **---** | **---** | **175.48** | **175** | **---** | **---** | **---** | **---** | **786.48** | **786** |
| **Testing** | **1** | **EA** | | | | | | | | | | | | | | | |
| FOREMAN-PIPEWORK | 1 | EA | 0.125 | 8.000 | 8 | XFMF 95.0 | 760 | --- | --- | --- | --- | --- | --- | --- | --- | 760.00 | 760 |
| PIPE CREW (4PL) | 1 | EA | 0.042 | 24.000 | 24 | PIPE EL 74.0 | 1,776 | --- | --- | --- | --- | --- | --- | --- | --- | 1,776.00 | 1,776 |
| Comp 185 CFM Diesel | 1 | EA | 0.125 | 8.000 | --- | --- | --- | 27.29 | 218 | --- | --- | --- | --- | --- | --- | 218.29 | 218 |
| **Testing** | **1** | **EA** | **0.031** | **32.000** | **32** | **79.25** | **2,536** | **218.29** | **218** | **---** | **---** | **---** | **---** | **---** | **---** | **2,754.29** | **2,754** |
| **Crossing Conflicts** | **1** | **EA** | | | | | | | | | | | | | | | |
| FOREMAN-PIPEWORK | 1 | EA | 0.125 | 8.000 | 8 | XFMF 95.0 | 760 | --- | --- | --- | --- | --- | --- | --- | --- | 760.00 | 760 |

**220 Yard Pipe 1 LS**

# Item Analysis Sheet

Proprietary and Confidential

**220 Yard Pipe 1 LS**

| No. | Quantity | UOM | Units Per Hour | ManHrs Per Unit | Labor | | | Equipment | | Services / Tools / Supplies | | Perm. Material | | SubContract | | Total Price | |
|---|---|---|---|---|---|---|---|---|---|---|---|---|---|---|---|---|---|
| | | | | | Hours | $ / Hr | Total | $ / Hr | Total | $ / Unit | Total | $ / Unit | Total | $ / Unit | Total | Unit | Total |
| PIPE CREW (4PL) | 1 | EA | 0.250 | 4.000 | 4 | PIPE EL 74.0 0 | 296 | --- | --- | --- | --- | --- | --- | --- | --- | 296.00 | 296 |
| CAT 330 EXCAV. 35T/2.0Y | 1 | EA | 0.250 | 4.000 | 4 | OPE) 74.0 0 | 296 | 92.84 | 371 | --- | --- | --- | --- | --- | --- | 667.35 | 667 |
| CAT 950 WHEEL-LDR 5.0Y | 1 | EA | 0.250 | 4.000 | 4 | OPLF 74.0 0 | 296 | 75.73 | 303 | --- | --- | --- | --- | --- | --- | 598.90 | 599 |
| Trench Compactor 24"-33" | 1 | EA | 0.250 | 4.000 | --- | --- | --- | 21.92 | 88 | --- | --- | --- | --- | --- | --- | 87.68 | 88 |
| **Crossing Conflicts** | **1** | **EA** | **0.050** | **20.000** | **20** | **82.40** | **1,648** | **761.93** | **762** | **---** | **---** | **---** | **---** | **---** | **---** | **2,409.93** | **2,410** |
| **4" Drain Line - PVC** | **60** | **LF** | **0.222** | **4.503** | **270** | **77.59** | **20,965** | **111.58** | **6,695** | **2.92** | **175** | **---** | **---** | **---** | **---** | **463.92** | **27,835** |
| **6" Lechate Line - PVC** | **120** | **LF** | | | | | | | | | | | | | | | |
| **Dig/Lay/Bury** | **120** | **LF** | | | | | | | | | | | | | | | |
| FOREMAN-PIPEWORK | 120 | LF | 2.000 | 0.500 | 60 | XFMF 95.0 0 | 5,700 | --- | --- | --- | --- | --- | --- | --- | --- | 47.50 | 5,700 |
| PIPE CREW (4PL) | 120 | LF | 0.500 | 2.000 | 240 | PIPE EL 74.0 0 | 17,760 | --- | --- | --- | --- | --- | --- | --- | --- | 148.00 | 17,760 |
| CAT 330 EXCAV. 35T/2.0Y | 120 | LF | 2.000 | 0.500 | 60 | OPE) 74.0 0 | 4,440 | 92.84 | 5,570 | --- | --- | --- | --- | --- | --- | 83.42 | 10,010 |
| CAT 950 WHEEL-LDR 5.0Y | 120 | LF | 2.000 | 0.500 | 60 | OPLF 74.0 0 | 4,440 | 75.73 | 4,544 | --- | --- | --- | --- | --- | --- | 74.86 | 8,984 |
| TRENCH COMPACTOR w/ REMOTE | 120 | LF | 2.000 | 0.500 | --- | --- | --- | 21.92 | 1,315 | --- | --- | --- | --- | --- | --- | 10.96 | 1,315 |
| **Dig/Lay/Bury** | **120** | **LF** | **0.286** | **3.500** | **420** | **77.00** | **32,340** | **95.24** | **11,429** | **---** | **---** | **---** | **---** | **---** | **---** | **364.74** | **43,769** |
| **Grout Connections** | **1** | **EA** | | | | | | | | | | | | | | | |
| FOREMAN-PIPEWORK | 1 | EA | 0.500 | 2.000 | 2 | XFMF 95.0 0 | 190 | --- | --- | --- | --- | --- | --- | --- | --- | 190.00 | 190 |
| PIPE CREW (4PL) | 1 | EA | 0.125 | 8.000 | 8 | PIPE EL 74.0 0 | 592 | --- | --- | --- | --- | --- | --- | --- | --- | 592.00 | 592 |
| Non-Shrink Grout | 1 | CY | --- | --- | --- | --- | --- | --- | --- | 175.48 | 175 | --- | --- | --- | --- | 175.48 | 175 |
| **Grout Connections** | **1** | **EA** | **0.100** | **10.000** | **10** | **78.20** | **782** | **---** | **---** | **175.48** | **175** | **---** | **---** | **---** | **---** | **957.48** | **957** |
| **Testing** | **1** | **EA** | | | | | | | | | | | | | | | |
| FOREMAN-PIPEWORK | 1 | EA | 0.500 | 2.000 | 2 | XFMF 95.0 0 | 190 | --- | --- | --- | --- | --- | --- | --- | --- | 190.00 | 190 |
| PIPE CREW (4PL) | 1 | EA | 0.125 | 8.000 | 8 | PIPE EL 74.0 0 | 592 | --- | --- | --- | --- | --- | --- | --- | --- | 592.00 | 592 |

**220 Yard Pipe 1 LS**

# Item Analysis Sheet

Proprietary and Confidential

**220 Yard Pipe 1 LS**

| No. | Quantity | UOM | Units Per Hour | ManHrs Per Unit | Labor | | | Equipment | | Services / Tools / Supplies | | Perm. Material | | SubContract | | Total Price | |
|---|---|---|---|---|---|---|---|---|---|---|---|---|---|---|---|---|---|
| | | | | | Hours | $ / Hr | Total | $ / Hr | Total | $ / Unit | Total | $ / Unit | Total | $ / Unit | Total | Unit | Total |
| Comp 185 CFM Diesel | 1 | EA | 0.125 | 8.000 | --- | --- | --- | 27.29 | 218 | --- | --- | --- | --- | --- | --- | 218.29 | 218 |
| **Testing** | **1** | **EA** | **0.100** | **10.000** | **10** | **78.20** | **782** | **218.29** | **218** | **---** | **---** | **---** | **---** | **---** | **---** | **1,000.29** | **1,000** |
| **Crossing Conflicts** | **1** | **EA** | | | | | | | | | | | | | | | |
| FOREMAN-PIPEWORK | 1 | EA | 0.250 | 4.000 | 4 | XFMF 95.0 | 380 | --- | --- | --- | --- | --- | --- | --- | --- | 380.00 | 380 |
| PIPE CREW (4PL) | 1 | EA | 0.063 | 16.000 | 16 | PIPEEL 74.0 | 1,184 | --- | --- | --- | --- | --- | --- | --- | --- | 1,184.00 | 1,184 |
| CAT 330 EXCAV. 35T/2.0Y | 1 | EA | 0.250 | 4.000 | 4 | OPEX 74.0 | 296 | 92.84 | 371 | --- | --- | --- | --- | --- | --- | 667.35 | 667 |
| CAT 950 WHEEL-LDR 5.0Y | 1 | EA | 0.250 | 4.000 | 4 | OPLF 74.0 | 296 | 75.73 | 303 | --- | --- | --- | --- | --- | --- | 598.90 | 599 |
| Trench Compactor 24"-33" | 1 | EA | 0.250 | 4.000 | --- | --- | --- | 21.92 | 88 | --- | --- | --- | --- | --- | --- | 87.68 | 88 |
| **Crossing Conflicts** | **1** | **EA** | **0.036** | **28.000** | **28** | **77.00** | **2,156** | **761.93** | **762** | **---** | **---** | **---** | **---** | **---** | **---** | **2,917.93** | **2,918** |
| **6" Lechate Line - PVC** | **120** | **LF** | **0.256** | **3.900** | **468** | **77.05** | **36,060** | **103.41** | **12,409** | **1.46** | **175** | **---** | **---** | **---** | **---** | **405.37** | **48,645** |
| **12" Lechate Line - PVC** | **110** | **LF** | | | | | | | | | | | | | | | |
| **Dig/Lay/Bury** | **110** | **LF** | | | | | | | | | | | | | | | |
| FOREMAN-PIPEWORK | 110 | LF | 2.000 | 0.500 | 55 | XFMF 95.0 | 5,225 | --- | --- | --- | --- | --- | --- | --- | --- | 47.50 | 5,225 |
| PIPE CREW (4PL) | 110 | LF | 0.500 | 2.000 | 220 | PIPEEL 74.0 | 16,280 | --- | --- | --- | --- | --- | --- | --- | --- | 148.00 | 16,280 |
| CAT 330 EXCAV. 35T/2.0Y | 110 | LF | 2.000 | 0.500 | 55 | OPEX 74.0 | 4,070 | 92.84 | 5,106 | --- | --- | --- | --- | --- | --- | 83.42 | 9,176 |
| CAT 950 WHEEL-LDR 5.0Y | 110 | LF | 2.000 | 0.500 | 55 | OPLF 74.0 | 4,070 | 75.73 | 4,165 | --- | --- | --- | --- | --- | --- | 74.86 | 8,235 |
| TRENCH COMPACTOR w/ REMOTE | 110 | LF | 2.000 | 0.500 | --- | --- | --- | 21.92 | 1,206 | --- | --- | --- | --- | --- | --- | 10.96 | 1,206 |
| **Dig/Lay/Bury** | **110** | **LF** | **0.286** | **3.500** | **385** | **77.00** | **29,645** | **95.24** | **10,477** | **---** | **---** | **---** | **---** | **---** | **---** | **364.74** | **40,122** |
| **Grout Connections** | **1** | **EA** | | | | | | | | | | | | | | | |
| Yard Pipe Crew | 1 | EA | 0.125 | 8.000 | 8 | PIPEEL 74.0 | 592 | --- | --- | --- | --- | --- | --- | --- | --- | 592.00 | 592 |
| Non-Shrink Grout | 1 | CY | --- | --- | --- | --- | --- | --- | --- | 175.48 | 175 | --- | --- | --- | --- | 175.48 | 175 |

**220 Yard Pipe 1 LS**

# Item Analysis Sheet

Proprietary and Confidential

**220 Yard Pipe 1 LS**

| No. | Quantity | UOM | Units Per Hour | ManHrs Per Unit | Labor | | | Equipment | | Services / Tools / Supplies | | Perm. Material | | SubContract | | Total Price | |
|---|---|---|---|---|---|---|---|---|---|---|---|---|---|---|---|---|---|
| | | | | | Hours | $ / Hr | Total | $ / Hr | Total | $ / Unit | Total | $ / Unit | Total | $ / Unit | Total | Unit | Total |
| **Grout Connections** | **1** | **EA** | **0.125** | **8.000** | **8** | **74.00** | **592** | **---** | **---** | **175.48** | **175** | **---** | **---** | **---** | **---** | **767.48** | **767** |
| **Testing** | **1** | **EA** | | | | | | | | | | | | | | | |
| Yard Pipe Crew | 1 | EA | 0.125 | 8.000 | 8 | PIPE EL 74.0 | 592 | --- | --- | --- | --- | --- | --- | --- | --- | 592.00 | 592 |
| Comp 185 CFM Diesel | 1 | EA | 0.125 | 8.000 | --- | --- | --- | 27.29 | 218 | --- | --- | --- | --- | --- | --- | 218.29 | 218 |
| **Testing** | **1** | **EA** | **0.125** | **8.000** | **8** | **74.00** | **592** | **218.29** | **218** | **---** | **---** | **---** | **---** | **---** | **---** | **810.29** | **810** |
| **Crossing Conflicts** | **3** | **EA** | | | | | | | | | | | | | | | |
| FOREMAN-PIPEWORK | 3 | EA | 2.000 | 0.500 | 2 | XFMF 95.0 | 143 | --- | --- | --- | --- | --- | --- | --- | --- | 47.50 | 143 |
| PIPE CREW (4PL) | 3 | EA | 0.250 | 4.000 | 12 | PIPE EL 74.0 | 888 | --- | --- | --- | --- | --- | --- | --- | --- | 296.00 | 888 |
| CAT 330 EXCAV. 35T/2.0Y | 3 | EA | 0.250 | 4.000 | 12 | OPEX 74.0 | 888 | 92.84 | 1,114 | --- | --- | --- | --- | --- | --- | 667.35 | 2,002 |
| CAT 950 WHEEL-LDR 5.0Y | 3 | EA | 0.250 | 4.000 | 12 | OPLF 74.0 | 888 | 75.73 | 909 | --- | --- | --- | --- | --- | --- | 598.90 | 1,797 |
| Trench Compactor 24"-33" | 3 | EA | 0.250 | 4.000 | --- | --- | --- | 21.92 | 263 | --- | --- | --- | --- | --- | --- | 87.68 | 263 |
| **Crossing Conflicts** | **3** | **EA** | **0.080** | **12.500** | **38** | **74.84** | **2,807** | **761.93** | **2,286** | **---** | **---** | **---** | **---** | **---** | **---** | **1,697.43** | **5,092** |
| **12" Lechate Line - PVC** | **110** | **LF** | **0.251** | **3.986** | **439** | **76.71** | **33,636** | **118.01** | **12,981** | **1.60** | **175** | **---** | **---** | **---** | **---** | **425.38** | **46,792** |
| **24" AGI - Ductile Iron Pipe** | **100** | **LF** | | | | | | | | | | | | | | | |
| **Dig/Lay/Bury** | **100** | **LF** | | | | | | | | | | | | | | | |
| FOREMAN-PIPEWORK | 100 | LF | 2.000 | 0.500 | 50 | XFMF 95.0 | 4,750 | --- | --- | --- | --- | --- | --- | --- | --- | 47.50 | 4,750 |
| PIPE CREW (4PL) | 100 | LF | 0.500 | 2.000 | 200 | PIPE EL 74.0 | 14,800 | --- | --- | --- | --- | --- | --- | --- | --- | 148.00 | 14,800 |
| CAT 330 EXCAV. 35T/2.0Y | 100 | LF | 2.000 | 0.500 | 50 | OPEX 74.0 | 3,700 | 92.84 | 4,642 | --- | --- | --- | --- | --- | --- | 83.42 | 8,342 |
| CAT 950 WHEEL-LDR 5.0Y | 100 | LF | 2.000 | 0.500 | 50 | OPLF 74.0 | 3,700 | 75.73 | 3,786 | --- | --- | --- | --- | --- | --- | 74.86 | 7,486 |
| TRENCH COMPACTOR w/ REMOTE | 100 | LF | 2.000 | 0.500 | --- | --- | --- | 21.92 | 1,096 | --- | --- | --- | --- | --- | --- | 10.96 | 1,096 |
| **Dig/Lay/Bury** | **100** | **LF** | **0.286** | **3.500** | **350** | **77.00** | **26,950** | **95.24** | **9,524** | **---** | **---** | **---** | **---** | **---** | **---** | **364.74** | **36,474** |

**220 Yard Pipe 1 LS**

# Item Analysis Sheet

Proprietary and Confidential

**220 Yard Pipe 1 LS**

| No. | Quantity | UOM | Units Per Hour | ManHrs Per Unit | Labor | | | Equipment | | Services / Tools / Supplies | | Perm. Material | | SubContract | | Total Price | |
|---|---|---|---|---|---|---|---|---|---|---|---|---|---|---|---|---|---|
| | | | | | Hours | $ / Hr | Total | $ / Hr | Total | $ / Unit | Total | $ / Unit | Total | $ / Unit | Total | Unit | Total |
| **Grout Connections** | **1** | **EA** | | | | | | | | | | | | | | | |
| Yard Pipe Crew | 1 | EA | 0.125 | 8.000 | 8 | PIPEEL 74.0 | 592 | --- | --- | --- | --- | --- | --- | --- | --- | 592.00 | 592 |
| Non-Shrink Grout | 1 | CY | --- | --- | --- | --- | --- | --- | --- | 175.48 | 175 | --- | --- | --- | --- | 175.48 | 175 |
| **Grout Connections** | **1** | **EA** | **0.125** | **8.000** | **8** | **74.00** | **592** | **---** | **---** | **175.48** | **175** | **---** | **---** | **---** | **---** | **767.48** | **767** |
| **Testing** | **1** | **EA** | | | | | | | | | | | | | | | |
| Yard Pipe Crew | 1 | EA | 0.125 | 8.000 | 8 | PIPEEL 74.0 | 592 | --- | --- | --- | --- | --- | --- | --- | --- | 592.00 | 592 |
| Comp 185 CFM Diesel | 1 | EA | 0.125 | 8.000 | --- | --- | --- | 27.29 | 218 | --- | --- | --- | --- | --- | --- | 218.29 | 218 |
| **Testing** | **1** | **EA** | **0.125** | **8.000** | **8** | **74.00** | **592** | **218.29** | **218** | **---** | **---** | **---** | **---** | **---** | **---** | **810.29** | **810** |
| **Crossing Conflicts** | **1** | **EA** | | | | | | | | | | | | | | | |
| Yard Pipe Crew | 1 | EA | 0.250 | 4.000 | 4 | PIPEEL 74.0 | 296 | --- | --- | --- | --- | --- | --- | --- | --- | 296.00 | 296 |
| Ex. Cat 324 (24mt) | 1 | EA | 0.250 | 4.000 | 4 | OPEV 74.0 | 296 | 92.84 | 371 | --- | --- | --- | --- | --- | --- | 667.35 | 667 |
| Cat, 938G Loader | 1 | EA | 0.250 | 4.000 | 4 | OPLF 74.0 | 296 | 75.73 | 303 | --- | --- | --- | --- | --- | --- | 598.90 | 599 |
| Trc Water-TA 2000 Gal -O | 1 | EA | 0.250 | 4.000 | 4 | OPPD 93.0 | 372 | 115.45 | 462 | --- | --- | --- | --- | --- | --- | 833.79 | 834 |
| Trench Compactor 24"-33" | 1 | EA | 0.250 | 4.000 | --- | --- | --- | 21.92 | 88 | --- | --- | --- | --- | --- | --- | 87.68 | 88 |
| **Crossing Conflicts** | **1** | **EA** | **0.063** | **16.000** | **16** | **78.75** | **1,260** | **1,223.72** | **1,224** | **---** | **---** | **---** | **---** | **---** | **---** | **2,483.72** | **2,484** |
| **24" AGI - Ductile Iron Pipe** | **100** | **LF** | **0.262** | **3.820** | **382** | **76.95** | **29,394** | **109.66** | **10,966** | **1.75** | **175** | **---** | **---** | **---** | **---** | **405.36** | **40,536** |
| **24" AGE - Ductile Iron Pipe** | **800** | **LF** | | | | | | | | | | | | | | | |
| **Dig/Lay/Bury** | **800** | **LF** | | | | | | | | | | | | | | | |
| FOREMAN-PIPEWORK | 800 | LF | 3.000 | 0.333 | 267 | XFMF 95.0 | 25,333 | --- | --- | --- | --- | --- | --- | --- | --- | 31.67 | 25,333 |
| PIPE CREW (4PL) | 800 | LF | 0.750 | 1.333 | 1,067 | PIPEEL 74.0 | 78,933 | --- | --- | --- | --- | --- | --- | --- | --- | 98.67 | 78,933 |
| CAT 330 EXCAV. 35T/2.0Y | 800 | LF | 3.000 | 0.333 | 267 | OPEV 74.0 | 19,733 | 92.84 | 24,757 | --- | --- | --- | --- | --- | --- | 55.61 | 44,490 |

**220 Yard Pipe 1 LS**

# Item Analysis Sheet

Proprietary and Confidential

**220 Yard Pipe 1 LS**

| No. | Quantity | UOM | Units Per Hour | ManHrs Per Unit | Labor | | | Equipment | | Services / Tools / Supplies | | Perm. Material | | SubContract | | Total Price | |
|---|---|---|---|---|---|---|---|---|---|---|---|---|---|---|---|---|---|
| | | | | | Hours | $ / Hr | Total | $ / Hr | Total | $ / Unit | Total | $ / Unit | Total | $ / Unit | Total | Unit | Total |
| CAT 950 WHEEL-LDR 5.0Y | 800 | LF | 3.000 | 0.333 | 267 | OPLF 74.0 | 19,733 | 75.73 | 20,193 | --- | --- | --- | --- | --- | --- | 49.91 | 39,927 |
| TRENCH COMPACTOR w/ REMOTE | 800 | LF | 3.000 | 0.333 | --- | --- | --- | 21.92 | 5,845 | --- | --- | --- | --- | --- | --- | 7.31 | 5,845 |
| **Dig/Lay/Bury** | **800** | **LF** | **0.429** | **2.333** | **1,867** | **77.00** | **143,733** | **63.49** | **50,795** | **---** | **---** | **---** | **---** | **---** | **---** | **243.16** | **194,529** |
| **Grout Connections** | **1** | **EA** | | | | | | | | | | | | | | | |
| Yard Pipe Crew | 1 | EA | 0.125 | 8.000 | 8 | PIPE EL 74.0 | 592 | --- | --- | --- | --- | --- | --- | --- | --- | 592.00 | 592 |
| Non-Shrink Grout | 1 | CY | --- | --- | --- | --- | --- | --- | --- | 175.48 | 175 | --- | --- | --- | --- | 175.48 | 175 |
| **Grout Connections** | **1** | **EA** | **0.125** | **8.000** | **8** | **74.00** | **592** | **---** | **---** | **175.48** | **175** | **---** | **---** | **---** | **---** | **767.48** | **767** |
| **Testing** | **1** | **EA** | | | | | | | | | | | | | | | |
| Yard Pipe Crew | 1 | EA | 0.125 | 8.000 | 8 | PIPE EL 74.0 | 592 | --- | --- | --- | --- | --- | --- | --- | --- | 592.00 | 592 |
| Comp 185 CFM Diesel | 1 | EA | 0.125 | 8.000 | --- | --- | --- | 27.29 | 218 | --- | --- | --- | --- | --- | --- | 218.29 | 218 |
| **Testing** | **1** | **EA** | **0.125** | **8.000** | **8** | **74.00** | **592** | **218.29** | **218** | **---** | **---** | **---** | **---** | **---** | **---** | **810.29** | **810** |
| **Crossing Conflicts** | **13** | **EA** | | | | | | | | | | | | | | | |
| FOREMAN-PIPEWORK | 13 | EA | 0.250 | 4.000 | 52 | XFMF 95.0 | 4,940 | --- | --- | --- | --- | --- | --- | --- | --- | 380.00 | 4,940 |
| PIPE CREW (4PL) | 13 | EA | 0.063 | 16.000 | 208 | PIPE EL 74.0 | 15,392 | --- | --- | --- | --- | --- | --- | --- | --- | 1,184.00 | 15,392 |
| CAT 330 EXCAV. 35T/2.0Y | 13 | EA | 0.250 | 4.000 | 52 | OPEX 74.0 | 3,848 | 92.84 | 4,828 | --- | --- | --- | --- | --- | --- | 667.35 | 8,676 |
| CAT 950 WHEEL-LDR 5.0Y | 13 | EA | 0.250 | 4.000 | 52 | OPLF 74.0 | 3,848 | 75.73 | 3,938 | --- | --- | --- | --- | --- | --- | 598.90 | 7,786 |
| Trench Compactor 24"-33" | 13 | EA | 0.250 | 4.000 | --- | --- | --- | 21.92 | 1,140 | --- | --- | --- | --- | --- | --- | 87.68 | 1,140 |
| **Crossing Conflicts** | **13** | **EA** | **0.036** | **28.000** | **364** | **77.00** | **28,028** | **761.93** | **9,905** | **---** | **---** | **---** | **---** | **---** | **---** | **2,917.93** | **37,933** |
| **24" AGE - Ductile Iron Pipe** | **800** | **LF** | **0.356** | **2.808** | **2,247** | **76.98** | **172,945** | **76.15** | **60,919** | **0.219350** | **175** | **---** | **---** | **---** | **---** | **292.55** | **234,040** |
| **Yard Pipe Install** | **1,690** | **LF** | **0.373** | **2.683** | **4,534** | **76.94** | **348,822** | **72.36** | **122,283** | **0.623006** | **1,053** | **---** | **---** | **---** | **---** | **279.38** | **472,158** |
| **Buried Pipe** | **1,690** | **LF** | **0.355** | **2.820** | **4,766** | **76.80** | **365,990** | **81.32** | **137,428** | **39.01** | **65,921** | **402.54** | **680,288** | **11.24** | **19,000** | **750.67** | **1,268,627** |

**220 Yard Pipe 1 LS**

# Item Analysis Sheet

Proprietary and Confidential

**220 Yard Pipe 1 LS**

| No. | Quantity | UOM | Units Per Hour | ManHrs Per Unit | Labor | | | Equipment | | Services / Tools / Supplies | | Perm. Material | | SubContract | | Total Price | |
|---|---|---|---|---|---|---|---|---|---|---|---|---|---|---|---|---|---|
| | | | | | Hours | $ / Hr | Total | $ / Hr | Total | $ / Unit | Total | $ / Unit | Total | $ / Unit | Total | Unit | Total |
| **09 - Finishes** | **1** | **LS** | | | | | | | | | | | | | | | |
| High Performance Coatings Subcontractor - Exposed Piping | 1 | LS | --- | --- | --- | --- | --- | --- | --- | --- | --- | --- | --- | 28,000.00 | 28,000 | --- | 28,000 |
| *Amherst Maintenance* | | | | | | | | | | | | | | | | | |
| **09 - Finishes** | **1** | **LS** | **---** | **---** | **---** | **---** | **---** | **---** | **---** | **---** | **---** | **---** | **---** | **---** | **28,000** | **---** | **28,000** |
| **Yard Pipe** | **1** | **LS** | **---** | **---** | **4,766** | **76.80** | **365,990** | **---** | **137,428** | **---** | **65,921** | **---** | **680,288** | **---** | **71,000** | **---** | **1,320,627** |

**220 Yard Pipe 1 LS**

# Item Analysis Sheet

Proprietary and Confidential

**S33 Oxidation Ditch Modifications 1 LS**

| No. | Quantity | UOM | Units Per Hour | ManHrs Per Unit | Labor | | | Equipment | | Services / Tools / Supplies | | Perm. Material | | SubContract | | Total Price | |
|---|---|---|---|---|---|---|---|---|---|---|---|---|---|---|---|---|---|
| | | | | | Hours | $ / Hr | Total | $ / Hr | Total | $ / Unit | Total | $ / Unit | Total | $ / Unit | Total | Unit | Total |
| *S33.301* | | | | | | | | | | | | | | | | | |
| *Remove Existing Grit/ Sludge (assume 800tons/basin)* | *2,400* | *TONS* | | | | | | | | | | | | *490.00* | | | |
| *Mobilizations* | *3* | *EA* | | | | | | | | | | | | *6,500.00* | | | |
| *Clean Existing Oxditch* | | | | | | | | | | | | | | | | | |
| *Per Thomas this shall be discussed du ring construction once the tanks* | | | | | | | | | | | | | | | | | |
| *Have been drained and the total volum e can be established.* | | | | | | | | | | | | | | | | | |
| **OX Ditch No. 1-3 - Aerators** | **1** | **LS** | | | | | | | | | | | | | | | |
| **Surface Aeration Equipment** | **1** | **LS** | | | | | | | | | | | | | | | |
| **Materials** | **1** | **LS** | | | | | | | | | | | | | | | |
| *TSC Jacobs* | | | | | | | | | | | | | | | | | |
| | | | | | | | | | | | | | | | | | |
| *Turning Water Industries* | | | | | | | | | | | | | | | | | |
| Updated Aerators Installation Quote | 1 | LS | --- | --- | --- | --- | --- | --- | --- | --- | --- | --- | --- | 1,100,000.00 | 1,100,000 | --- | 1,100,000 |
| Credit for Aerators Installation from Phase A | 1 | LS | --- | --- | --- | --- | --- | --- | --- | --- | --- | --- | --- | -329,560.00 | -329,560 | --- | -329,560 |
| | | | | | | | | | | | | | | | | | |
| **Materials** | **1** | **LS** | --- | --- | --- | --- | --- | --- | --- | --- | --- | --- | --- | --- | **770,440** | --- | **770,440** |
| **Surface Aeration Equipment** | **1** | **LS** | --- | --- | --- | --- | --- | --- | --- | --- | --- | --- | --- | --- | **770,440** | --- | **770,440** |
| **OX Ditch No. 1-3 - Aerators** | **1** | **LS** | --- | --- | --- | --- | --- | --- | --- | --- | --- | --- | --- | --- | **770,440** | --- | **770,440** |
| **Oxidation Ditch Modifications** | **1** | **LS** | --- | --- | --- | --- | --- | --- | --- | --- | --- | --- | --- | --- | **770,440** | --- | **770,440** |

**S33 Oxidation Ditch Modifications 1 LS**

# Item Analysis Sheet

Proprietary and Confidential

**S34 AGS Influent Pump Station 1 LS**

| No. | Quantity | UOM | Units Per Hour | ManHrs Per Unit | Labor | | | Equipment | | Services / Tools / Supplies | | Perm. Material | | SubContract | | Total Price | |
|---|---|---|---|---|---|---|---|---|---|---|---|---|---|---|---|---|---|
| | | | | | Hours | $ / Hr | Total | $ / Hr | Total | $ / Unit | Total | $ / Unit | Total | $ / Unit | Total | Unit | Total |
| **03 - Concrete** | **61** | **CY** | | | | | | | | | | | | | | | |
| **IPS - Slab on Grade** | **58** | **CY** | | | | | | | | | | | | | | | |
| **Slab Prep - EW Included by Burgess Site Work** | **1,060** | **SF** | | | | | | | | | | | | | | | |
| **Materials** | **1,060** | **SF** | | | | | | | | | | | | | | | |
| Vapor Barrier - 10mil | 1,060 | SF | --- | --- | --- | --- | --- | --- | --- | --- | --- | 0.450000 | 572 | --- | --- | 0.540000 | 572 |
| Termite Control | 1,060 | SF | --- | --- | --- | --- | --- | --- | --- | --- | --- | --- | --- | 0.250000 | 265 | 0.250000 | 265 |
| **Materials** | **1,060** | **SF** | **---** | **---** | **---** | **---** | **---** | **---** | **---** | **---** | **---** | **0.540000** | **572** | **0.250000** | **265** | **0.790000** | **837** |
| **Slab Prep Labor** | **1,060** | **SF** | | | | | | | | | | | | | | | |
| Install Vapor Barrier | 1,060 | SF | 45.000 | 0.022 | 24 | LAB3 49.67 | 1,170 | --- | --- | --- | --- | --- | --- | --- | --- | 1.10 | 1,170 |
| **Slab Prep Labor** | **1,060** | **SF** | **45.000** | **0.022** | **24** | **49.67** | **1,170** | **---** | **---** | **---** | **---** | **---** | **---** | **---** | **---** | **1.10** | **1,170** |
| **Slab Prep - EW Included by Burgess Site Work** | **1,060** | **SF** | **45.000** | **0.022** | **24** | **49.67** | **1,170** | **---** | **---** | **---** | **---** | **0.540000** | **572** | **0.250000** | **265** | **1.89** | **2,007** |
| **Formwork** | **1** | **LS** | | | | | | | | | | | | | | | |
| **Materials** | **1** | **LS** | | | | | | | | | | | | | | | |
| Forming Lumber - Loose Forms (1 time use) | 290 | SF | --- | --- | --- | --- | --- | --- | --- | 3.00 | 870 | --- | --- | --- | --- | 3.00 | 870 |
| FORM OIL | 290 | SF | --- | --- | --- | --- | --- | --- | --- | 0.270000 | 78 | --- | --- | --- | --- | 0.270000 | 78 |
| **Materials** | **1** | **LS** | **---** | **---** | **---** | **---** | **---** | **---** | **---** | **---** | **948** | **---** | **---** | **---** | **---** | **---** | **948** |
| **E/S Formowrk** | **1** | **LS** | | | | | | | | | | | | | | | |
| FOREMAN-CARPENTER | 290 | SF | 3.000 | 0.333 | 97 | XFMC4 95.00 | 9,183 | --- | --- | --- | --- | --- | --- | --- | --- | 31.67 | 9,183 |
| E/S Edges | 290 | SF | 3.000 | 0.333 | 97 | CARP4 61.75 | 5,969 | --- | --- | --- | --- | --- | --- | --- | --- | 20.58 | 5,969 |
| **E/S Formowrk** | **1** | **LS** | **---** | **---** | **193** | **78.38** | **15,152** | **---** | **---** | **---** | **---** | **---** | **---** | **---** | **---** | **---** | **15,152** |

**S34 AGS Influent Pump Station 1 LS**

# Item Analysis Sheet

Proprietary and Confidential

**S34 AGS Influent Pump Station 1 LS**

| No. | Quantity | UOM | Units Per Hour | ManHrs Per Unit | Labor | | | Equipment | | Services / Tools / Supplies | | Perm. Material | | SubContract | | Total Price | |
|---|---|---|---|---|---|---|---|---|---|---|---|---|---|---|---|---|---|
| | | | | | Hours | $ / Hr | Total | $ / Hr | Total | $ / Unit | Total | $ / Unit | Total | $ / Unit | Total | Unit | Total |
| **Equipment** | **1** | **LS** | | | | | | | | | | | | | | | |
| 185 CFM COMPRESSOR | 1 | DAY | 0.125 | 8.000 | --- | --- | --- | 27.29 | 218 | --- | --- | --- | --- | --- | --- | 218.29 | 218 |
| **Equipment** | **1** | **LS** | --- | --- | --- | --- | --- | --- | **218** | --- | --- | --- | --- | --- | --- | --- | **218** |
| **Formwork** | **1** | **LS** | --- | --- | **193** | **78.38** | **15,152** | --- | **218** | --- | **948** | --- | --- | --- | --- | --- | **16,319** |
| **Place & Finish** | **58** | **CY** | | | | | | | | | | | | | | | |
| *Slab Concrete* | *58* | *CY* | | | | | | | | | | | | | | | |
| **Materials** | **58** | **CY** | | | | | | | | | | | | | | | |
| CLASS I 3000 PSI READYMIX | 58 | CY | --- | --- | --- | --- | --- | --- | --- | --- | --- | 189.39 | 12,083 | --- | --- | 208.33 | 12,083 |
| ADD - WATER REDUCER | 58 | CY | --- | --- | --- | --- | --- | --- | --- | --- | --- | 3.21 | 205 | --- | --- | 3.53 | 205 |
| SURCHARGE - ENVIRONMENT | 58 | CY | --- | --- | --- | --- | --- | --- | --- | --- | --- | 1.61 | 103 | --- | --- | 1.77 | 103 |
| SURCHARGE - FUEL | 58 | CY | --- | --- | --- | --- | --- | --- | --- | --- | --- | 6.42 | 410 | --- | --- | 7.06 | 410 |
| CURING COMPOUND (SF) | 1,060 | SF | --- | --- | --- | --- | --- | --- | --- | 0.110000 | 117 | --- | --- | --- | --- | 0.110000 | 117 |
| **Materials** | **58** | **CY** | --- | --- | --- | --- | --- | --- | --- | **2.01** | **117** | **220.69** | **12,800** | --- | --- | **222.70** | **12,917** |
| **P/F/C Slab** | **58** | **CY** | | | | | | | | | | | | | | | |
| FOREMAN-CONCRETE | 58 | CY | 1.000 | 1.000 | 58 | XFMC 95.0 | 5,510 | --- | --- | --- | --- | --- | --- | --- | --- | 95.00 | 5,510 |
| CONC STANDARD 6-MEN | 58 | CY | 1.000 | 1.000 | 58 | CONMEN 59.6 | 3,461 | --- | --- | --- | --- | --- | --- | --- | --- | 59.67 | 3,461 |
| Green-Cut Control Joints @ SOG | 250 | LF | 20.000 | 0.050 | 13 | LAB3 49.6 | 621 | 31.59 | 395 | --- | --- | --- | --- | --- | --- | 4.06 | 1,016 |
| Pump | 1 | EA | --- | --- | --- | --- | --- | --- | --- | --- | --- | --- | --- | 2,500.00 | 2,500 | 2,500.00 | 2,500 |
| CONC. PUMP SUB CONC | 58 | CY | --- | --- | --- | --- | --- | --- | --- | --- | --- | --- | --- | 3.30 | 191 | 3.30 | 191 |
| **P/F/C Slab** | **58** | **CY** | **0.451** | **2.216** | **129** | **74.64** | **9,592** | **6.81** | **395** | --- | --- | --- | --- | **46.40** | **2,691** | **218.58** | **12,678** |
| **Place & Finish** | **58** | **CY** | **0.451** | **2.216** | **129** | **74.64** | **9,592** | **6.81** | **395** | **2.01** | **117** | **220.69** | **12,800** | **46.40** | **2,691** | **441.29** | **25,595** |
| **IPS - Slab on Grade** | **58** | **CY** | **0.168** | **5.955** | **345** | **75.03** | **25,914** | **10.57** | **613** | **18.36** | **1,065** | **230.56** | **13,373** | **50.97** | **2,956** | **757.26** | **43,921** |
| **IPS - Equipment Pads on Slab** | **3** | **CY** | | | | | | | | | | | | | | | |
| *See Sheet S34.201 for Layout - (4ea) 4'x8'* | | | | | | | | | | | | | | | | | |

**S34 AGS Influent Pump Station 1 LS**

# Item Analysis Sheet

Proprietary and Confidential

**S34 AGS Influent Pump Station 1 LS**

| No. | Quantity | UOM | Units Per Hour | ManHrs Per Unit | Labor | | | Equipment | | Services / Tools / Supplies | | Perm. Material | | SubContract | | Total Price | |
|---|---|---|---|---|---|---|---|---|---|---|---|---|---|---|---|---|---|
| | | | | | Hours | $ / Hr | Total | $ / Hr | Total | $ / Unit | Total | $ / Unit | Total | $ / Unit | Total | Unit | Total |
| *4" Housekeeping Pad* | *128* | *SF* | | | | | | | | | | | | | | | |
| **Slab Prep** | **256** | **SF** | | | | | | | | | | | | | | | |
| **Labor** | **256** | **SF** | | | | | | | | | | | | | | | |
| FOREMAN-LABORER | 128 | SF | 20.000 | 0.050 | 6 | XFMLA 95.0 | 608 | --- | --- | --- | --- | --- | --- | --- | --- | 4.75 | 608 |
| Roughen Slab Area | 128 | SF | 20.000 | 0.050 | 6 | LAB3 49.6 | 318 | --- | --- | --- | --- | --- | --- | --- | --- | 2.48 | 318 |
| **Labor** | **256** | **SF** | **20.000** | **0.050** | **13** | **72.33** | **926** | **---** | **---** | **---** | **---** | **---** | **---** | **---** | **---** | **3.62** | **926** |
| **Slab Prep** | **256** | **SF** | **20.000** | **0.050** | **13** | **72.33** | **926** | **---** | **---** | **---** | **---** | **---** | **---** | **---** | **---** | **3.62** | **926** |
| **Formwork** | **1** | **LS** | | | | | | | | | | | | | | | |
| **Materials** | **1** | **LS** | | | | | | | | | | | | | | | |
| Forming Lumber - Loose Forms (1 time use) | 96 | LF | --- | --- | --- | --- | --- | --- | --- | 2.00 | 192 | --- | --- | --- | --- | 2.00 | 192 |
| FORM OIL | 96 | SF | --- | --- | --- | --- | --- | --- | --- | --- | --- | 0.270000 | 26 | --- | --- | 0.270000 | 26 |
| **Materials** | **1** | **LS** | **---** | **---** | **---** | **---** | **---** | **---** | **---** | **---** | **192** | **---** | **26** | **---** | **---** | **---** | **218** |
| **Labor** | **1** | **LS** | | | | | | | | | | | | | | | |
| FOREMAN-CARPENTER | 96 | SF | 3.000 | 0.333 | 32 | XFMCA 95.0 | 3,040 | --- | --- | --- | --- | --- | --- | --- | --- | 31.67 | 3,040 |
| Form / Strip Slab Edge | 96 | LF | 3.000 | 0.333 | 32 | CARP2 74.3 | 2,379 | --- | --- | --- | --- | --- | --- | --- | --- | 24.78 | 2,379 |
| **Labor** | **1** | **LS** | **---** | **---** | **64** | **84.67** | **5,419** | **---** | **---** | **---** | **---** | **---** | **---** | **---** | **---** | **---** | **5,419** |
| **Equipment** | **1** | **LS** | | | | | | | | | | | | | | | |
| 185 CFM COMPRESSOR | 1 | MO | 1.000 | 1.000 | --- | --- | --- | 27.29 | 4,721 | --- | --- | --- | --- | --- | --- | 4,720.53 | 4,721 |
| **Equipment** | **1** | **LS** | **---** | **---** | **---** | **---** | **---** | **---** | **4,721** | **---** | **---** | **---** | **---** | **---** | **---** | **---** | **4,721** |
| **Formwork** | **1** | **LS** | **---** | **---** | **64** | **84.67** | **5,419** | **---** | **4,721** | **---** | **192** | **---** | **26** | **---** | **---** | **---** | **10,357** |
| **Place & Finish** | **3** | **CY** | | | | | | | | | | | | | | | |

**S34 AGS Influent Pump Station 1 LS**

# Item Analysis Sheet

Proprietary and Confidential

**S34 AGS Influent Pump Station 1 LS**

| No. | Quantity | UOM | Units Per Hour | ManHrs Per Unit | Labor | | | Equipment | | Services / Tools / Supplies | | Perm. Material | | SubContract | | Total Price | |
|---|---|---|---|---|---|---|---|---|---|---|---|---|---|---|---|---|---|
| | | | | | Hours | $ / Hr | Total | $ / Hr | Total | $ / Unit | Total | $ / Unit | Total | $ / Unit | Total | Unit | Total |
| *Pump Pads* | *3* | *CY* | | | | | | | | | | | | | | | |
| **Materials** | **3** | **CY** | | | | | | | | | | | | | | | |
| CLASS I 3000 PSI READYMIX | 3 | CY | --- | --- | --- | --- | --- | --- | --- | --- | --- | 189.39 | 625 | --- | --- | 208.33 | 625 |
| ADD - WATER REDUCER | 3 | CY | --- | --- | --- | --- | --- | --- | --- | --- | --- | 3.21 | 11 | --- | --- | 3.53 | 11 |
| SURCHARGE - ENVIRONMENT | 3 | CY | --- | --- | --- | --- | --- | --- | --- | --- | --- | 1.61 | 5 | --- | --- | 1.77 | 5 |
| SURCHARGE - FUEL | 3 | CY | --- | --- | --- | --- | --- | --- | --- | --- | --- | 6.42 | 21 | --- | --- | 7.06 | 21 |
| CURING COMPOUND (SF) | 96 | SF | --- | --- | --- | --- | --- | --- | --- | 0.110000 | 11 | --- | --- | --- | --- | 0.110000 | 11 |
| **Materials** | **3** | **CY** | **---** | **---** | **---** | **---** | **---** | **---** | **---** | **3.52** | **11** | **220.69** | **662** | **---** | **---** | **224.21** | **673** |
| **Labor** | **3** | **CY** | | | | | | | | | | | | | | | |
| FOREMAN-CONCRETE | 3 | CY | 0.250 | 4.000 | 12 | XFMC 95.0 | 1,140 | --- | --- | --- | --- | --- | --- | --- | --- | 380.00 | 1,140 |
| Place Pads on Slab | 3 | CY | 0.250 | 4.000 | 12 | CONMEN 59.6 | 716 | --- | --- | --- | --- | --- | --- | --- | --- | 238.67 | 716 |
| Cure Pads on Slab | 96 | SF | 96.000 | 0.010 | 1 | CONMEN 59.6 | 60 | --- | --- | --- | --- | --- | --- | --- | --- | 0.621528 | 60 |
| **Labor** | **3** | **CY** | **0.120** | **8.333** | **25** | **76.63** | **1,916** | **---** | **---** | **---** | **---** | **---** | **---** | **---** | **---** | **638.56** | **1,916** |
| **Place & Finish** | **3** | **CY** | **0.120** | **8.333** | **25** | **76.63** | **1,916** | **---** | **---** | **3.52** | **11** | **220.69** | **662** | **---** | **---** | **862.77** | **2,588** |
| **IPS - Equipment Pads on Slab** | **3** | **CY** | **0.029** | **33.933** | **102** | **81.14** | **8,260** | **1,573.51** | **4,721** | **67.52** | **203** | **229.33** | **688** | **---** | **---** | **4,623.76** | **13,871** |
| **03000 - Reinforcing Steel** | **8,000** | **LB** | | | | | | | | | | | | | | | |
| *Assumed Rebar at 175# / CY* | | | | | | | | | | | | | | | | | |
| Furnish Reinforcing Steel | 8,000 | LB | --- | --- | --- | --- | --- | --- | --- | --- | --- | 0.855000 | 6,840 | --- | --- | 0.855000 | 6,840 |
| Install Reinforcing Steel | 8,000 | LB | --- | --- | --- | --- | --- | --- | --- | --- | --- | --- | --- | 0.692000 | 5,536 | 0.692000 | 5,536 |
| **03000 - Reinforcing Steel** | **8,000** | **LB** | **---** | **---** | **---** | **---** | **---** | **---** | **---** | **---** | **---** | **0.855000** | **6,840** | **0.692000** | **5,536** | **1.55** | **12,376** |
| **03 - Concrete** | **61** | **CY** | **0.136** | **7.331** | **447** | **76.42** | **34,174** | **87.44** | **5,334** | **20.78** | **1,267** | **342.63** | **20,901** | **139.22** | **8,492** | **1,150.30** | **70,168** |
| **09 - Finishes** | **1** | **LS** | | | | | | | | | | | | | | | |
| High Performance Coatings Subcontractor | 1 | LS | --- | --- | --- | --- | --- | --- | --- | --- | --- | --- | --- | 32,000.00 | 32,000 | --- | 32,000 |
| **09 - Finishes** | **1** | **LS** | **---** | **---** | **---** | **---** | **---** | **---** | **---** | **---** | **---** | **---** | **---** | **---** | **32,000** | **---** | **32,000** |

**S34 AGS Influent Pump Station 1 LS**

# Item Analysis Sheet

Proprietary and Confidential

**S34 AGS Influent Pump Station 1 LS**

| No. | Quantity | UOM | Units Per Hour | ManHrs Per Unit | Labor | | | Equipment | | Services / Tools / Supplies | | Perm. Material | | SubContract | | Total Price | |
|---|---|---|---|---|---|---|---|---|---|---|---|---|---|---|---|---|---|
| | | | | | Hours | $ / Hr | Total | $ / Hr | Total | $ / Unit | Total | $ / Unit | Total | $ / Unit | Total | Unit | Total |
| **11 - Equipment** | **4** | **EA** | | | | | | | | | | | | | | | |
| **Unload and Store** | **1** | **LS** | | | | | | | | | | | | | | | |
| COMMON LABORER | 1 | EA | 0.125 | 8.000 | 8 | LAB3 49.67 | 397 | --- | --- | --- | --- | --- | --- | --- | --- | 397.33 | 397 |
| Forklift, RT 10,000# Reach-O | 1 | EA | 0.125 | 8.000 | 8 | OPLF 74.00 | 592 | 68.12 | 545 | --- | --- | --- | --- | --- | --- | 1,136.92 | 1,137 |
| **Unload and Store** | **1** | **LS** | **---** | **---** | **16** | **61.83** | **989** | **---** | **545** | **---** | **---** | **---** | **---** | **---** | **---** | **---** | **1,534** |
| **Purchase Equipment** | **4** | **EA** | | | | | | | | | | | | | | | |
| Hudson Pumps - Flygt/Xylem - Quote 05.22.26 | 1 | LS | --- | --- | --- | --- | --- | --- | --- | --- | --- | 398,000.00 | 398,000 | --- | --- | --- | 398,000 |
| **Purchase Equipment** | **4** | **EA** | **---** | **---** | **---** | **---** | **---** | **---** | **---** | **---** | **---** | **99,500.00** | **398,000** | **---** | **---** | **99,500.00** | **398,000** |
| **Install Equipment** | **4** | **EA** | | | | | | | | | | | | | | | |
| FOREMAN-PIPEWORK | 4 | EA | 0.100 | 10.000 | 40 | XFMF 95.00 | 3,800 | --- | --- | --- | --- | --- | --- | --- | --- | 950.00 | 3,800 |
| Install AGS - IPS Pumps | 4 | EA | 0.025 | 40.000 | 160 | MECH 74.40 | 11,904 | --- | --- | --- | --- | --- | --- | --- | --- | 2,976.00 | 11,904 |
| Forklift, RT 10,000# Reach-O | 4 | EA | 0.100 | 10.000 | 40 | OPLF 74.00 | 2,960 | 68.12 | 2,725 | --- | --- | --- | --- | --- | --- | 1,421.15 | 5,685 |
| TYPE K CONC ANCHORS | 16 | EA | --- | --- | --- | --- | --- | --- | --- | --- | --- | 5.00 | 80 | --- | --- | 5.00 | 80 |
| Install/Set Anchor Bolts | 16 | EA | 2.000 | 0.500 | 8 | LAC 39.00 | 312 | --- | --- | --- | --- | --- | --- | --- | --- | 19.50 | 312 |
| **Install Equipment** | **4** | **EA** | **0.016** | **62.000** | **248** | **76.52** | **18,976** | **681.15** | **2,725** | **---** | **---** | **20.00** | **80** | **---** | **---** | **5,445.15** | **21,781** |
| **11 - Equipment** | **4** | **EA** | **0.015** | **66.000** | **264** | **75.63** | **19,965** | **817.38** | **3,270** | **---** | **---** | **99,520.00** | **398,080** | **---** | **---** | **105,328.71** | **421,315** |
| **15 - Process Mechanical** | **1** | **LS** | | | | | | | | | | | | | | | |
| **Purchase Pipe Materials** | **1** | **LS** | | | | | | | | | | | | | | | |
| *Fergueson* | | | | | | | | | | | | | | | | | |
| *Core and Main* | | | | | | | | | | | | | | | | | |
| *Harrington* | | | | | | | | | | | | | | | | | |
| Above Grade Pipe Materials | 1 | LS | --- | --- | --- | --- | --- | --- | --- | --- | --- | 529,520.00 | 529,520 | --- | --- | --- | 529,520 |

**S34 AGS Influent Pump Station 1 LS**

# Item Analysis Sheet

Proprietary and Confidential

**S34 AGS Influent Pump Station 1 LS**

| No. | Quantity | UOM | Units Per Hour | ManHrs Per Unit | Labor | | | Equipment | | Services / Tools / Supplies | | Perm. Material | | SubContract | | Total Price | |
|---|---|---|---|---|---|---|---|---|---|---|---|---|---|---|---|---|---|
| | | | | | Hours | $ / Hr | Total | $ / Hr | Total | $ / Unit | Total | $ / Unit | Total | $ / Unit | Total | Unit | Total |
| Above Grade Pipe Supports Materials | 1 | LS | --- | --- | --- | --- | --- | --- | --- | --- | --- | 17,115.00 | 17,115 | --- | --- | --- | 17,115 |
| *(for complete exposed pipe scope):* | | | | | | | | | | | | | | | | | |
| STS - Installation (Exposed) | 1 | LS | --- | --- | --- | --- | --- | --- | --- | 1,000.00 | 1,000 | --- | --- | --- | --- | --- | 1,000 |
| STS - Rigging (Exposed) | 1 | LS | --- | --- | --- | --- | --- | --- | --- | 500.00 | 500 | --- | --- | --- | --- | --- | 500 |
| STS - Testing (Exposed) | 1 | LS | --- | --- | --- | --- | --- | --- | --- | 2,000.00 | 2,000 | --- | --- | --- | --- | --- | 2,000 |
| Pipe Labeling (#30) | 1 | LS | --- | --- | --- | --- | --- | --- | --- | 5,000.00 | 5,000 | --- | --- | --- | --- | --- | 5,000 |
| **Purchase Pipe Materials** | **1** | **LS** | **---** | **---** | **---** | **---** | **---** | **---** | **---** | **---** | **8,500** | **---** | **546,635** | **---** | **---** | **---** | **555,135** |
| **Install Process Piping** | **1** | **LS** | | | | | | | | | | | | | | | |
| **Load & Unload Piping** | **1** | **LS** | | | | | | | | | | | | | | | |
| *Unload & Store Pipe Materials (for complete pipe scope)* | | | | | | | | | | | | | | | | | |
| Forklift, RT 10,000# Reach | 120 | HR | 1.000 | 1.000 | 120 | OPLF 74.00 | 8,880 | 68.12 | 8,174 | --- | --- | --- | --- | --- | --- | 142.12 | 17,054 |
| LABORER, 3-MAN | 120 | HR | 0.500 | 2.000 | 240 | LAB3 49.67 | 11,920 | --- | --- | --- | --- | --- | --- | --- | --- | 99.33 | 11,920 |
| **Load & Unload Piping** | **1** | **LS** | **---** | **---** | **360** | **57.78** | **20,800** | **---** | **8,174** | **---** | **---** | **---** | **---** | **---** | **---** | **---** | **28,974** |
| **Pipe Installation Labor** | **1** | **LS** | | | | | | | | | | | | | | | |
| Pipe Foreman | 152 | MHR | 1.000 | 1.000 | 152 | XFMF 95.00 | 14,440 | --- | --- | --- | --- | --- | --- | --- | --- | 95.00 | 14,440 |
| Install Mechanical Piping Labor | 755 | MHR | 1.000 | 1.000 | 755 | PIPE 74.00 | 55,870 | --- | --- | --- | --- | --- | --- | --- | --- | 74.00 | 55,870 |
| **Pipe Installation Labor** | **1** | **LS** | **---** | **---** | **907** | **77.52** | **70,310** | **---** | **---** | **---** | **---** | **---** | **---** | **---** | **---** | **---** | **70,310** |
| **Equipment** | **1** | **LS** | | | | | | | | | | | | | | | |
| Forklift, RT 10,000# Reach | 152 | HR | 1.000 | 1.000 | 152 | OPLF 74.00 | 11,248 | 68.12 | 10,353 | --- | --- | --- | --- | --- | --- | 142.12 | 21,601 |
| **Equipment** | **1** | **LS** | **---** | **---** | **152** | **74.00** | **11,248** | **---** | **10,353** | **---** | **---** | **---** | **---** | **---** | **---** | **---** | **21,601** |
| **Pipe Testing** | **118** | **EA** | | | | | | | | | | | | | | | |

**S34 AGS Influent Pump Station 1 LS**

# Item Analysis Sheet

Proprietary and Confidential

**S34 AGS Influent Pump Station 1 LS**

| No. | Quantity | UOM | Units Per Hour | ManHrs Per Unit | Labor | | | Equipment | | Services / Tools / Supplies | | Perm. Material | | SubContract | | Total Price | |
|---|---|---|---|---|---|---|---|---|---|---|---|---|---|---|---|---|---|
| | | | | | Hours | $ / Hr | Total | $ / Hr | Total | $ / Unit | Total | $ / Unit | Total | $ / Unit | Total | Unit | Total |
| **8HR Testing** | **4** | **EA** | | | | | | | | | | | | | | | |
| Test Pipe Crew - 8hr | 4 | EA | 0.063 | 16.000 | 64 | XFMF 95.0 | 6,080 | --- | --- | --- | --- | --- | --- | --- | --- | 1,520.00 | 6,080 |
| Test Pipe Crew - 8hr | 4 | EA | 0.063 | 16.000 | 64 | MECH 74.4 | 4,762 | --- | --- | --- | --- | --- | --- | --- | --- | 1,190.40 | 4,762 |
| Comp 185 CFM Diesel | 4 | EA | 0.125 | 8.000 | --- | --- | --- | 27.29 | 873 | --- | --- | --- | --- | --- | --- | 218.29 | 873 |
| **8HR Testing** | **4** | **EA** | **0.031** | **32.000** | **128** | **84.70** | **10,842** | **218.29** | **873** | **---** | **---** | **---** | **---** | **---** | **---** | **2,928.69** | **11,715** |
| **Pipe Testing** | **118** | **EA** | **0.922** | **1.085** | **128** | **84.70** | **10,842** | **7.40** | **873** | **---** | **---** | **---** | **---** | **---** | **---** | **99.28** | **11,715** |
| **Install Process Piping** | **1** | **LS** | **---** | **---** | **1,547** | **73.17** | **113,200** | **---** | **19,400** | **---** | **---** | **---** | **---** | **---** | **---** | **---** | **132,600** |
| **15 - Process Mechanical** | **1** | **LS** | **---** | **---** | **1,547** | **73.17** | **113,200** | **---** | **19,400** | **---** | **8,500** | **---** | **546,635** | **---** | **---** | **---** | **687,735** |
| **AGS Influent Pump Station** | **1** | **LS** | **---** | **---** | **2,258** | **74.10** | **167,339** | **---** | **28,004** | **---** | **9,767** | **---** | **965,616** | **---** | **40,492** | **---** | **1,211,218** |

**S34 AGS Influent Pump Station 1 LS**

# Item Analysis Sheet

Proprietary and Confidential

**S35.PC AGS Basins 1 LS**

| No. | Quantity | UOM | Units Per Hour | ManHrs Per Unit | Labor | | | Equipment | | Services / Tools / Supplies | | Perm. Material | | SubContract | | Total Price | |
|---|---|---|---|---|---|---|---|---|---|---|---|---|---|---|---|---|---|
| | | | | | Hours | $ / Hr | Total | $ / Hr | Total | $ / Unit | Total | $ / Unit | Total | $ / Unit | Total | Unit | Total |
| **02 - Additional Site Work** | --- | SF | | | | | | | | | | | | | | | |
| **Jobsite Access Roads** | --- | SF | | | | | | | | | | | | | | | |
| Provide 30' Wide Crane Access around Basin by Burgess Civil | 1 | LS | --- | --- | --- | --- | --- | --- | --- | --- | --- | --- | --- | 58,650.00 | 58,650 | --- | 58,650 |
| *Clear/Grade Access Road* | | | | | | | | | | | | | | | | | |
| *Maintain Access Road* | | | | | | | | | | | | | | | | | |
| **Jobsite Access Roads** | --- | SF | --- | --- | --- | --- | --- | --- | --- | --- | --- | --- | --- | --- | 58,650 | --- | 58,650 |
| **02 - Additional Site Work** | --- | SF | --- | --- | --- | --- | --- | --- | --- | --- | --- | --- | --- | --- | 58,650 | --- | 58,650 |
| **03 - Concrete** | 1 | LS | | | | | | | | | | | | | | | |
| *Subgrade Prep Captured in Main AG S* | | | | | | | | | | | | | | | | | |
| **WAS Pump Station - Slab on Grade** | 7 | CY | | | | | | | | | | | | | | | |
| *See Sheet S35.201 for Layout - 15'x11.75'* | | | | | | | | | | | | | | | | | |
| *See S35.302 For Section View* | | | | | | | | | | | | | | | | | |
| *10" Slab on Grade with 6"x12" Thick ened Edge* | *180* | | | | | | | | | | | | | | | | |
| **Slab Prep** | 1 | LS | | | | | | | | | | | | | | | |
| **Materials** | 1 | LS | | | | | | | | | | | | | | | |
| *ASTM #57 STONE (1-1/2 IN)* | *5* | *TN* | | | | | | | | | | *2ABASTM57* | | | | | |
| *Provide 6" of stone below slab* | | | | | | | | | | | | | | | | | |
| Vapor Barrier - 10mil | 180 | SF | --- | --- | --- | --- | --- | --- | --- | --- | --- | 0.450000 | 97 | --- | --- | 0.540000 | 97 |

**S35.PC AGS Basins 1 LS**

# Item Analysis Sheet

Proprietary and Confidential

**S35.PC AGS Basins 1 LS**

| No. | Quantity | UOM | Units Per Hour | ManHrs Per Unit | Labor | | | Equipment | | Services / Tools / Supplies | | Perm. Material | | SubContract | | Total Price | |
|---|---|---|---|---|---|---|---|---|---|---|---|---|---|---|---|---|---|
| | | | | | Hours | $ / Hr | Total | $ / Hr | Total | $ / Unit | Total | $ / Unit | Total | $ / Unit | Total | Unit | Total |
| Termite Control | 180 | SF | --- | --- | --- | --- | --- | --- | --- | --- | --- | --- | --- | 0.250000 | 45 | 0.250000 | 45 |
| **Materials** | **1** | **LS** | --- | --- | --- | --- | --- | --- | --- | --- | --- | --- | **97** | --- | **45** | --- | **142** |
| **Slab Prep Labor** | **180** | **SF** | | | | | | | | | | | | | | | |
| Fine Grade Slab Area | 180 | SF | 45.000 | 0.022 | 4 | LASUR\ 55.00 | 220 | --- | --- | --- | --- | --- | --- | --- | --- | 1.22 | 220 |
| Grade Check Slab | 180 | SF | 90.000 | 0.011 | 2 | LAG 55.00 | 110 | --- | --- | --- | --- | --- | --- | --- | --- | 0.611111 | 110 |
| Install Vapor Barrier | 180 | SF | 45.000 | 0.022 | 4 | LAB3 49.67 | 199 | --- | --- | --- | --- | --- | --- | --- | --- | 1.10 | 199 |
| SKIDSTEER-LDR (ANY SIZE) | 180 | SF | 45.000 | 0.022 | 4 | OPSE 60.00 | 240 | 18.53 | 74 | --- | --- | --- | --- | --- | --- | 1.75 | 314 |
| ROLLER LIGHT DUTY 3-5T | 180 | SF | 90.000 | 0.011 | 2 | OPRC 60.00 | 120 | 38.45 | 77 | --- | --- | --- | --- | --- | --- | 1.09 | 197 |
| **Slab Prep Labor** | **180** | **SF** | **11.250** | **0.089** | **16** | **55.54** | **889** | **0.8390** | **151** | --- | --- | --- | --- | --- | --- | **5.78** | **1,040** |
| **Slab Prep** | **1** | **LS** | --- | --- | **16** | **55.54** | **889** | --- | **151** | --- | --- | --- | **97** | --- | **45** | --- | **1,182** |
| **Formwork** | **1** | **LS** | | | | | | | | | | | | | | | |
| **Materials** | **1** | **LS** | | | | | | | | | | | | | | | |
| Forming Lumber - Loose Forms (1 time use) | 60 | SF | --- | --- | --- | --- | --- | --- | --- | 3.00 | 180 | --- | --- | --- | --- | 3.00 | 180 |
| FORM OIL | 50 | SF | --- | --- | --- | --- | --- | --- | --- | 0.270000 | 14 | --- | --- | --- | --- | 0.270000 | 14 |
| #30 Felt Roofing Bond Breaker | 60 | SF | --- | --- | --- | --- | --- | --- | --- | 0.500000 | 30 | --- | --- | --- | --- | 0.500000 | 30 |
| Preformed Expansion Joint Material | 30 | SF | --- | --- | --- | --- | --- | --- | --- | 1.00 | 30 | --- | --- | --- | --- | 1.00 | 30 |
| **Materials** | **1** | **LS** | --- | --- | --- | --- | --- | --- | --- | --- | **254** | --- | --- | --- | --- | --- | **254** |
| **E/S Formowrk** | **1** | **LS** | | | | | | | | | | | | | | | |
| FOREMAN-CARPENTER | 2 | DAY | 0.125 | 8.000 | 16 | XFMCA 95.00 | 1,520 | --- | --- | --- | --- | --- | --- | --- | --- | 760.00 | 1,520 |
| E/S Edges | 60 | SF | 2.000 | 0.500 | 30 | CARP: 61.75 | 1,853 | --- | --- | --- | --- | --- | --- | --- | --- | 30.88 | 1,853 |
| Install Expansion Joint Material at AGS Mat | 30 | SF | 30.000 | 0.033 | 1 | LAB3 49.67 | 50 | --- | --- | --- | --- | --- | --- | --- | --- | 1.66 | 50 |
| Install Felt Bond Breaker Over AGS Mat | 60 | SF | 30.000 | 0.033 | 2 | LAB3 49.67 | 99 | --- | --- | --- | --- | --- | --- | --- | --- | 1.66 | 99 |
| **E/S Formowrk** | **1** | **LS** | --- | --- | **49** | **71.87** | **3,522** | --- | --- | --- | --- | --- | --- | --- | --- | --- | **3,522** |

**S35.PC AGS Basins 1 LS**

# Item Analysis Sheet

Proprietary and Confidential

**S35.PC AGS Basins 1 LS**

| No. | Quantity | UOM | Units Per Hour | ManHrs Per Unit | Labor | | | Equipment | | Services / Tools / Supplies | | Perm. Material | | SubContract | | Total Price | |
|---|---|---|---|---|---|---|---|---|---|---|---|---|---|---|---|---|---|
| | | | | | Hours | $ / Hr | Total | $ / Hr | Total | $ / Unit | Total | $ / Unit | Total | $ / Unit | Total | Unit | Total |
| **Equipment** | **1** | **LS** | | | | | | | | | | | | | | | |
| 185 CFM COMPRESSOR | 5 | DAY | 0.125 | 8.000 | --- | --- | --- | 27.29 | 1,091 | --- | --- | --- | --- | --- | --- | 218.29 | 1,091 |
| **Equipment** | **1** | **LS** | --- | --- | --- | --- | --- | --- | **1,091** | --- | --- | --- | --- | --- | --- | --- | **1,091** |
| **Formwork** | **1** | **LS** | --- | --- | **49** | **71.87** | **3,522** | --- | **1,091** | --- | **254** | --- | --- | --- | --- | --- | **4,866** |
| **Place & Finish** | **7** | **CY** | | | | | | | | | | | | | | | |
| *Slab Concrete* | *7* | *CY* | | | | | | | | | | | | | | | |
| **Materials** | **7** | **CY** | | | | | | | | | | | | | | | |
| CLASS I 3000 PSI READYMIX | 7 | CY | --- | --- | --- | --- | --- | --- | --- | --- | --- | 189.39 | 1,458 | --- | --- | 208.33 | 1,458 |
| ADD - WATER REDUCER | 7 | CY | --- | --- | --- | --- | --- | --- | --- | --- | --- | 3.21 | 25 | --- | --- | 3.53 | 25 |
| SURCHARGE - ENVIRONMENT | 7 | CY | --- | --- | --- | --- | --- | --- | --- | --- | --- | 1.61 | 12 | --- | --- | 1.77 | 12 |
| SURCHARGE - FUEL | 7 | CY | --- | --- | --- | --- | --- | --- | --- | --- | --- | 6.42 | 49 | --- | --- | 7.06 | 49 |
| CURING COMPOUND (SF) | 180 | SF | --- | --- | --- | --- | --- | --- | --- | 0.110000 | 20 | --- | --- | --- | --- | 0.110000 | 20 |
| **Materials** | **7** | **CY** | --- | --- | --- | --- | --- | --- | --- | **2.83** | **20** | **220.69** | **1,545** | --- | --- | **223.52** | **1,565** |
| **P/F/C Slab** | **7** | **CY** | | | | | | | | | | | | | | | |
| CONC STANDARD 6-MEN | 7 | CY | 1.000 | 1.000 | 7 | CONMEN 59.67 | 418 | --- | --- | --- | --- | --- | --- | --- | --- | 59.67 | 418 |
| Green-Cut Control Joints @ SOG | 30 | LF | 20.000 | 0.050 | 2 | LAB3 49.67 | 75 | 31.59 | 47 | --- | --- | --- | --- | --- | --- | 4.06 | 122 |
| Pump | 1 | EA | --- | --- | --- | --- | --- | --- | --- | --- | --- | --- | --- | 2,500.00 | 2,500 | 2,500.00 | 2,500 |
| CONC. PUMP SUB CONC | 7 | CY | --- | --- | --- | --- | --- | --- | --- | --- | --- | --- | --- | 3.30 | 23 | 3.30 | 23 |
| **P/F/C Slab** | **7** | **CY** | **0.824** | **1.214** | **9** | **57.90** | **492** | **6.77** | **47** | --- | --- | --- | --- | **360.44** | **2,523** | **437.52** | **3,063** |
| **Place & Finish** | **7** | **CY** | **0.824** | **1.214** | **9** | **57.90** | **492** | **6.77** | **47** | **2.83** | **20** | **220.69** | **1,545** | **360.44** | **2,523** | **661.04** | **4,627** |
| **WAS Pump Station - Slab on Grade** | **7** | **CY** | **0.095** | **10.500** | **74** | **66.70** | **4,902** | **184.26** | **1,290** | **39.04** | **273** | **234.58** | **1,642** | **366.87** | **2,568** | **1,525.09** | **10,676** |
| **Was Pump Station - Equipment Pads on Slab** | **7** | **CY** | | | | | | | | | | | | | | | |
| *See Sheet S35.205 for Layout - (2ea) 3'x7'* | | | | | | | | | | | | | | | | | |
| *4" Housekeeping Pad* | *42* | *SF* | | | | | | | | | | | | | | | |

**S35.PC AGS Basins 1 LS**

# Item Analysis Sheet

Proprietary and Confidential

**S35.PC AGS Basins 1 LS**

| No. | Quantity | UOM | Units Per Hour | ManHrs Per Unit | Labor | | | Equipment | | Services / Tools / Supplies | | Perm. Material | | SubContract | | Total Price | |
|---|---|---|---|---|---|---|---|---|---|---|---|---|---|---|---|---|---|
| | | | | | Hours | $ / Hr | Total | $ / Hr | Total | $ / Unit | Total | $ / Unit | Total | $ / Unit | Total | Unit | Total |
| **Slab Prep** | **42** | **SF** | | | | | | | | | | | | | | | |
| **Labor** | **42** | **SF** | | | | | | | | | | | | | | | |
| Roughen Slab Area | 42 | SF | 20.000 | 0.050 | 2 | LAB3 49.67 | 104 | --- | --- | --- | --- | --- | --- | --- | --- | 2.48 | 104 |
| **Labor** | **42** | **SF** | **20.000** | **0.050** | **2** | **49.67** | **104** | **---** | **---** | **---** | **---** | **---** | **---** | **---** | **---** | **2.48** | **104** |
| **Slab Prep** | **42** | **SF** | **20.000** | **0.050** | **2** | **49.67** | **104** | **---** | **---** | **---** | **---** | **---** | **---** | **---** | **---** | **2.48** | **104** |
| **Formwork** | **1** | **LS** | | | | | | | | | | | | | | | |
| **Materials** | **1** | **LS** | | | | | | | | | | | | | | | |
| Forming Lumber - Loose Forms (1 time use) | 40 | LF | --- | --- | --- | --- | --- | --- | --- | 2.00 | 80 | --- | --- | --- | --- | 2.00 | 80 |
| FORM OIL | 20 | SF | --- | --- | --- | --- | --- | --- | --- | 0.270000 | 5 | --- | --- | --- | --- | 0.270000 | 5 |
| **Materials** | **1** | **LS** | **---** | **---** | **---** | **---** | **---** | **---** | **---** | **---** | **85** | **---** | **---** | **---** | **---** | **---** | **85** |
| **Labor** | **1** | **LS** | | | | | | | | | | | | | | | |
| Form / Strip Slab Edge | 40 | LF | 5.000 | 0.200 | 8 | CARP: 74.38 | 595 | --- | --- | --- | --- | --- | --- | --- | --- | 14.87 | 595 |
| Install/Set Grout @ Plates | 6 | EA | 2.000 | 0.500 | 3 | CSMEN 59.67 | 179 | --- | --- | --- | --- | --- | --- | --- | --- | 29.83 | 179 |
| Install/Set Anchor Bolts | 16 | EA | 2.000 | 0.500 | 8 | LAC 39.00 | 312 | --- | --- | --- | --- | --- | --- | --- | --- | 19.50 | 312 |
| Install/Set STS | 1 | LS | --- | --- | --- | --- | --- | --- | --- | 250.00 | 250 | --- | --- | --- | --- | --- | 250 |
| **Labor** | **1** | **LS** | **---** | **---** | **19** | **57.14** | **1,086** | **---** | **---** | **---** | **250** | **---** | **---** | **---** | **---** | **---** | **1,336** |
| **Equipment** | **1** | **LS** | | | | | | | | | | | | | | | |
| 185 CFM COMPRESSOR | 1 | MO | 1.000 | 1.000 | --- | --- | --- | 27.29 | 4,721 | --- | --- | --- | --- | --- | --- | 4,720.53 | 4,721 |
| Forklift, RT 10,000# Reach-O | 1 | MO | 1.000 | 1.000 | 173 | OPLF 74.00 | 12,827 | 68.12 | 11,784 | --- | --- | --- | --- | --- | --- | 24,610.57 | 24,611 |
| **Equipment** | **1** | **LS** | **---** | **---** | **173** | **74.00** | **12,827** | **---** | **16,504** | **---** | **---** | **---** | **---** | **---** | **---** | **---** | **29,331** |
| **Formwork** | **1** | **LS** | **---** | **---** | **192** | **72.33** | **13,912** | **---** | **16,504** | **---** | **335** | **---** | **---** | **---** | **---** | **---** | **30,752** |

**S35.PC AGS Basins 1 LS**

# Item Analysis Sheet

Proprietary and Confidential

**S35.PC AGS Basins 1 LS**

| No. | Quantity | UOM | Units Per Hour | ManHrs Per Unit | Labor | | | Equipment | | Services / Tools / Supplies | | Perm. Material | | SubContract | | Total Price | |
|---|---|---|---|---|---|---|---|---|---|---|---|---|---|---|---|---|---|
| | | | | | Hours | $ / Hr | Total | $ / Hr | Total | $ / Unit | Total | $ / Unit | Total | $ / Unit | Total | Unit | Total |
| **Place & Finish** | **7** | **CY** | | | | | | | | | | | | | | | |
| *Pump Pads* | *7* | *CY* | | | | | | | | | | | | | | | |
| **Materials** | **7** | **CY** | | | | | | | | | | | | | | | |
| CLASS I 3000 PSI READYMIX | 7 | CY | --- | --- | --- | --- | --- | --- | --- | --- | --- | 189.39 | 1,458 | --- | --- | 208.33 | 1,458 |
| ADD - WATER REDUCER | 7 | CY | --- | --- | --- | --- | --- | --- | --- | --- | --- | 3.21 | 25 | --- | --- | 3.53 | 25 |
| SURCHARGE - ENVIRONMENT | 7 | CY | --- | --- | --- | --- | --- | --- | --- | --- | --- | 1.61 | 12 | --- | --- | 1.77 | 12 |
| SURCHARGE - FUEL | 7 | CY | --- | --- | --- | --- | --- | --- | --- | --- | --- | 6.42 | 49 | --- | --- | 7.06 | 49 |
| CURING COMPOUND (SF) | 86 | SF | --- | --- | --- | --- | --- | --- | --- | 0.110000 | 9 | --- | --- | --- | --- | 0.110000 | 9 |
| **Materials** | **7** | **CY** | **---** | **---** | **---** | **---** | **---** | **---** | **---** | **1.35** | **9** | **220.69** | **1,545** | **---** | **---** | **222.04** | **1,554** |
| **Labor** | **7** | **CY** | | | | | | | | | | | | | | | |
| Place Pads on Slab | 7 | CY | 1.000 | 1.000 | 7 | C08MEN | 59.67 | --- | --- | --- | --- | --- | --- | --- | --- | 59.67 | 418 |
| Finish Pads on Slab | 86 | SF | 60.000 | 0.017 | 1 | C12MEN | 59.67 | --- | --- | --- | --- | --- | --- | --- | --- | 0.994444 | 86 |
| Cure Pads on Slab | 86 | SF | 700.000 | 0.001 | --- | C08MEN | 59.67 | --- | --- | --- | --- | --- | --- | --- | --- | 0.085238 | 7 |
| **Labor** | **7** | **CY** | **0.818** | **1.222** | **9** | **59.67** | **511** | **---** | **---** | **---** | **---** | **---** | **---** | **---** | **---** | **72.93** | **511** |
| **Equipment** | **7** | **CY** | | | | | | | | | | | | | | | |
| CONC. PUMP SUB PUMPING | 12 | HR | --- | --- | --- | --- | --- | --- | --- | --- | --- | --- | --- | 229.00 | 2,748 | 229.00 | 2,748 |
| CONC. PUMP SUB CONC | 7 | CY | --- | --- | --- | --- | --- | --- | --- | --- | --- | --- | --- | 3.30 | 23 | 3.30 | 23 |
| **Equipment** | **7** | **CY** | **---** | **---** | **---** | **---** | **---** | **---** | **---** | **---** | **---** | **---** | **---** | **395.87** | **2,771** | **395.87** | **2,771** |
| **Place & Finish** | **7** | **CY** | **0.818** | **1.222** | **9** | **59.67** | **511** | **---** | **---** | **1.35** | **9** | **220.69** | **1,545** | **395.87** | **2,771** | **690.85** | **4,836** |
| **Was Pump Station - Equipment Pads on Slab** | **7** | **CY** | **0.034** | **28.998** | **203** | **71.57** | **14,527** | **2,357.78** | **16,504** | **49.27** | **345** | **220.69** | **1,545** | **395.87** | **2,771** | **5,098.91** | **35,692** |
| **Stair Landings on Grade** | **2** | **CY** | | | | | | | | | | | | | | | |
| *See Sheet S35.204 & S35.205 for L ayout - 5'x5' & 3'x5'* | | | | | | | | | | | | | | | | | |

**S35.PC AGS Basins 1 LS**

# Item Analysis Sheet

Proprietary and Confidential

**S35.PC AGS Basins 1 LS**

| No. | Quantity | UOM | Units Per Hour | ManHrs Per Unit | Labor | | | Equipment | | Services / Tools / Supplies | | Perm. Material | | SubContract | | Total Price | |
|---|---|---|---|---|---|---|---|---|---|---|---|---|---|---|---|---|---|
| | | | | | Hours | $ / Hr | Total | $ / Hr | Total | $ / Unit | Total | $ / Unit | Total | $ / Unit | Total | Unit | Total |
| *6" Slab on Grade with 6"x12" Thicke ned Edge* | *40* | *SF* | | | | | | | | | | | | | | | |
| **Slab Prep** | **40** | **SF** | | | | | | | | | | | | | | | |
| **Materials** | **40** | **SF** | | | | | | | | | | | | | | | |
| *ASTM #57 STONE (1-1/2 IN)* | *1* | *TN* | | | | | | | | | | *2ABASTM5* | | | | | |
| *Provide 6" of stone below slab* | | | | | | | | | | | | | | | | | |
| Vapor Barrier - 10mil | 40 | SF | --- | --- | --- | --- | --- | --- | --- | --- | --- | 0.450000 | 22 | --- | --- | 0.540000 | 22 |
| Termite Control | 40 | SF | --- | --- | --- | --- | --- | --- | --- | --- | --- | --- | --- | 0.250000 | 10 | 0.250000 | 10 |
| Rebar Dowels | 10 | EA | --- | --- | --- | --- | --- | --- | --- | 2.00 | 20 | --- | --- | --- | --- | 2.00 | 20 |
| Epoxy | 10 | EA | --- | --- | --- | --- | --- | --- | --- | 25.00 | 250 | --- | --- | --- | --- | 25.00 | 250 |
| **Materials** | **40** | **SF** | **---** | **---** | **---** | **---** | **---** | **---** | **---** | **6.75** | **270** | **0.540000** | **22** | **0.250000** | **10** | **7.54** | **302** |
| **Slab Prep Labor** | **40** | **SF** | | | | | | | | | | | | | | | |
| Drill and Epoxy Dowels at AGS Mat | 10 | EA | 5.000 | 0.200 | 2 | LAG | 55.00 | 110 | --- | --- | --- | --- | --- | --- | --- | --- | 11.00 | 110 |
| FOREMAN-GRADING | 40 | SF | 20.000 | 0.050 | 2 | XFMC | 95.00 | 190 | --- | --- | --- | --- | --- | --- | --- | --- | 4.75 | 190 |
| Fine Grade Slab Area | 40 | SF | 20.000 | 0.050 | 2 | LASUR | 55.00 | 110 | --- | --- | --- | --- | --- | --- | --- | --- | 2.75 | 110 |
| Grade Check Slab | 40 | SF | 20.000 | 0.050 | 2 | LAG | 55.00 | 110 | --- | --- | --- | --- | --- | --- | --- | --- | 2.75 | 110 |
| Install Vapor Barrier | 40 | SF | 80.000 | 0.013 | 1 | LAB3 | 49.67 | 25 | --- | --- | --- | --- | --- | --- | --- | --- | 0.620833 | 25 |
| SKIDSTEER-LDR (ANY SIZE) | 40 | SF | 20.000 | 0.050 | 2 | OPSE | 60.00 | 120 | 18.53 | 37 | --- | --- | --- | --- | --- | --- | 3.93 | 157 |
| ROLLER LIGHT DUTY 3-5T | 40 | SF | 20.000 | 0.050 | 2 | OPRC | 60.00 | 120 | 38.45 | 77 | --- | --- | --- | --- | --- | --- | 4.92 | 197 |
| **Slab Prep Labor** | **40** | **SF** | **3.200** | **0.313** | **13** | **62.79** | **785** | **2.85** | **114** | **---** | **---** | **---** | **---** | **---** | **---** | **22.47** | **899** |
| **Slab Prep** | **40** | **SF** | **3.200** | **0.313** | **13** | **62.79** | **785** | **2.85** | **114** | **6.75** | **270** | **0.540000** | **22** | **0.250000** | **10** | **30.01** | **1,200** |
| **Formwork** | **1** | **LS** | | | | | | | | | | | | | | | |
| **Materials** | **1** | **LS** | | | | | | | | | | | | | | | |

**S35.PC AGS Basins 1 LS**

# Item Analysis Sheet

Proprietary and Confidential

**S35.PC AGS Basins 1 LS**

| No. | Quantity | UOM | Units Per Hour | ManHrs Per Unit | Labor | | | Equipment | | Services / Tools / Supplies | | Perm. Material | | SubContract | | Total Price | |
|---|---|---|---|---|---|---|---|---|---|---|---|---|---|---|---|---|---|
| | | | | | Hours | $ / Hr | Total | $ / Hr | Total | $ / Unit | Total | $ / Unit | Total | $ / Unit | Total | Unit | Total |
| Forming Lumber - Loose Forms (1 time use) | 36 | SF | --- | --- | --- | --- | --- | --- | --- | 3.00 | 108 | --- | --- | --- | --- | 3.00 | 108 |
| FORM OIL | 36 | SF | --- | --- | --- | --- | --- | --- | --- | 0.270000 | 10 | --- | --- | --- | --- | 0.270000 | 10 |
| Preformed Expansion Joint Material | 10 | SF | --- | --- | --- | --- | --- | --- | --- | 1.00 | 10 | --- | --- | --- | --- | 1.00 | 10 |
| **Materials** | **1** | **LS** | --- | --- | --- | --- | --- | --- | --- | --- | **128** | --- | --- | --- | --- | --- | **128** |
| **E/S Formowrk** | **1** | **LS** | | | | | | | | | | | | | | | |
| FOREMAN-CARPENTER | 1 | DAY | 0.125 | 8.000 | 8 | XFMCA | 95.0 | --- | --- | --- | --- | --- | --- | --- | --- | 760.00 | 760 |
| E/S Edges | 36 | SF | 1.500 | 0.667 | 24 | CARPA | 61.7 | --- | --- | --- | --- | --- | --- | --- | --- | 41.17 | 1,482 |
| Install Expansion Joint Material at AGS Mat | 10 | SF | 10.000 | 0.100 | 1 | LAB3 | 49.6 | --- | --- | --- | --- | --- | --- | --- | --- | 4.97 | 50 |
| **E/S Formowrk** | **1** | **LS** | --- | --- | **33** | **69.44** | **2,292** | --- | --- | --- | --- | --- | --- | --- | --- | --- | **2,292** |
| **Equipment** | **1** | **LS** | | | | | | | | | | | | | | | |
| 185 CFM COMPRESSOR | 1 | DAY | 0.125 | 8.000 | --- | --- | --- | 27.29 | 218 | --- | --- | --- | --- | --- | --- | 218.29 | 218 |
| **Equipment** | **1** | **LS** | --- | --- | --- | --- | --- | --- | **218** | --- | --- | --- | --- | --- | --- | --- | **218** |
| **Formwork** | **1** | **LS** | --- | --- | **33** | **69.44** | **2,292** | --- | **218** | --- | **128** | --- | --- | --- | --- | --- | **2,638** |
| **Place & Finish** | **2** | **CY** | | | | | | | | | | | | | | | |
| *Slab Concrete* | *2* | *CY* | | | | | | | | | | | | | | | |
| **Materials** | **2** | **CY** | | | | | | | | | | | | | | | |
| CLASS I 3000 PSI READYMIX | 2 | CY | --- | --- | --- | --- | --- | --- | --- | --- | --- | 189.39 | 417 | --- | --- | 208.33 | 417 |
| ADD - WATER REDUCER | 2 | CY | --- | --- | --- | --- | --- | --- | --- | --- | --- | 3.21 | 7 | --- | --- | 3.53 | 7 |
| SURCHARGE - ENVIRONMENT | 2 | CY | --- | --- | --- | --- | --- | --- | --- | --- | --- | 1.61 | 4 | --- | --- | 1.77 | 4 |
| SURCHARGE - FUEL | 2 | CY | --- | --- | --- | --- | --- | --- | --- | --- | --- | 6.42 | 14 | --- | --- | 7.06 | 14 |
| SURCHARGE - SHORT LOAD | 1 | LOAD | --- | --- | --- | --- | --- | --- | --- | --- | --- | 107.00 | 107 | --- | --- | 107.00 | 107 |
| CURING COMPOUND (SF) | 40 | SF | --- | --- | --- | --- | --- | --- | --- | 0.110000 | 4 | --- | --- | --- | --- | 0.110000 | 4 |
| **Materials** | **2** | **CY** | --- | --- | --- | --- | --- | --- | --- | **2.20** | **4** | **274.19** | **548** | --- | --- | **276.39** | **553** |

**S35.PC AGS Basins 1 LS**

# Item Analysis Sheet

Proprietary and Confidential

**S35.PC AGS Basins 1 LS**

| No. | Quantity | UOM | Units Per Hour | ManHrs Per Unit | Labor | | | Equipment | | Services / Tools / Supplies | | Perm. Material | | SubContract | | Total Price | |
|---|---|---|---|---|---|---|---|---|---|---|---|---|---|---|---|---|---|
| | | | | | Hours | $ / Hr | Total | $ / Hr | Total | $ / Unit | Total | $ / Unit | Total | $ / Unit | Total | Unit | Total |
| **P/F/C Slab** | **2** | **CY** | | | | | | | | | | | | | | | |
| FOREMAN-CONCRETE | 2 | CY | 0.250 | 4.000 | 8 | XFMC 95.0 | 760 | --- | --- | --- | --- | --- | --- | --- | --- | 380.00 | 760 |
| CONC STANDARD 6-MEN | 2 | CY | 0.250 | 4.000 | 8 | CONMEN 59.6 | 477 | --- | --- | --- | --- | --- | --- | --- | --- | 238.67 | 477 |
| CONC. PUMP SUB CONC | 2 | CY | --- | --- | --- | --- | --- | --- | --- | --- | --- | --- | --- | 3.30 | 7 | 3.30 | 7 |
| **P/F/C Slab** | **2** | **CY** | **0.125** | **8.000** | **16** | **77.33** | **1,237** | **---** | **---** | **---** | **---** | **---** | **---** | **3.30** | **7** | **621.97** | **1,244** |
| **Place & Finish** | **2** | **CY** | **0.125** | **8.000** | **16** | **77.33** | **1,237** | **---** | **---** | **2.20** | **4** | **274.19** | **548** | **3.30** | **7** | **898.36** | **1,797** |
| **Stair Landings on Grade** | **2** | **CY** | **0.033** | **30.750** | **62** | **70.14** | **4,314** | **166.13** | **332** | **201.06** | **402** | **284.99** | **570** | **8.30** | **17** | **2,817.39** | **5,635** |
| **Reinforcing Steel** | **46,000** | **LB** | | | | | | | | | | | | | | | |
| *Assumed Rebar at 175# / CY* | | | | | | | | | | | | | | | | | |
| Furnish Reinforcing Steel | 46,000 | LB | --- | --- | --- | --- | --- | --- | --- | --- | --- | 0.855000 | 39,330 | --- | --- | 0.855000 | 39,330 |
| Install Reinforcing Steel | 46,000 | LB | --- | --- | --- | --- | --- | --- | --- | --- | --- | --- | --- | 0.692000 | 31,832 | 0.692000 | 31,832 |
| *Trough Bottom Fill* | | | | | | | | | | | | | | | | | |
| **Reinforcing Steel** | **46,000** | **LB** | **---** | **---** | **---** | **---** | **---** | **---** | **---** | **---** | **---** | **0.855000** | **39,330** | **0.692000** | **31,832** | **1.55** | **71,162** |
| **Water Testing** | **1** | **LS** | | | | | | | | | | | | | | | |
| **Water Watertightness, Testing & Repair** | **13** | **EA** | | | | | | | | | | | | | | | |
| *Total gallons of water* | *5,052,47 0* | *GAL* | | | | | | | | | | | | | | | |
| *118'x75'x25' per basin (3 basins)* | | | | | | | | | | | | | | | | | |
| *CU FT AGS basin* | *663,750* | *CF* | | | | | | | | | | | | | | | |
| *CU FT of WAS Surge Tank* | *11,667* | *CF* | | | | | | | | | | | | | | | |
| **Materials** | **1** | **LS** | | | | | | | | | | | | | | | |
| | | | | | | | | | | | | | | | | | |
| Purchase MQ 2 submersiblepump" | 8 | EA | --- | --- | --- | --- | --- | --- | --- | 1,000.00 | 8,000 | --- | --- | --- | --- | 1,000.00 | 8,000 |
| Purchase 2x50'DischargeHose" | 15 | EA | --- | --- | --- | --- | --- | --- | --- | 50.00 | 750 | --- | --- | --- | --- | 50.00 | 750 |
| STS | 1 | LS | --- | --- | --- | --- | --- | --- | --- | 3,500.00 | 3,500 | --- | --- | --- | --- | --- | 3,500 |

**S35.PC AGS Basins 1 LS**

# Item Analysis Sheet

Proprietary and Confidential

**S35.PC AGS Basins 1 LS**

| No. | Quantity | UOM | Units Per Hour | ManHrs Per Unit | Labor | | | Equipment | | Services / Tools / Supplies | | Perm. Material | | SubContract | | Total Price | |
|---|---|---|---|---|---|---|---|---|---|---|---|---|---|---|---|---|---|
| | | | | | Hours | $ / Hr | Total | $ / Hr | Total | $ / Unit | Total | $ / Unit | Total | $ / Unit | Total | Unit | Total |
| **Materials** | **1** | **LS** | --- | --- | --- | --- | --- | --- | --- | --- | **12,250** | --- | --- | --- | --- | --- | **12,250** |
| **Fill and Drain Tanks** | **1** | **EA** | | | | | | | | | | | | | | | |
| *Water to Fill One Basin 12" +/- Above Top of Wier* | *1,750,000* | *GAL* | | | | | | | | | | | | | | | |
| *Wall Surface Area Tested - One Basin* | *10,000* | *SF* | | | | | | | | | | | | | | | |
| *Clean Tanks* | | | | | | | | | | | | | | | | | |
| Clean AGS Basin | 3 | EA | 0.050 | 20.000 | 60 | LAB3 | 49.67 | 2,980 | --- | --- | --- | --- | --- | --- | --- | 993.33 | 2,980 |
| AGS WAS Surge Tank | 1 | EA | 0.017 | 60.000 | 60 | LAB3 | 49.67 | 2,980 | --- | --- | --- | --- | --- | --- | --- | 2,980.00 | 2,980 |
| Effluent Channel | 1 | EA | 0.017 | 60.000 | 60 | LAB3 | 49.67 | 2,980 | --- | --- | --- | --- | --- | --- | --- | 2,980.00 | 2,980 |
| *Install/ Remove Temp Pipe For Test* | | | | | | | | | | | | | | | | | |
| Process Pipe Crew | 1 | EA | 0.031 | 32.000 | 32 | PipeX | 74.00 | 2,368 | --- | --- | --- | --- | --- | --- | --- | 2,368.00 | 2,368 |
| *Install&Remove Temp Blind Flanges* | | | | | | | | | | | | | | | | | |
| Install & Remove Temp Blind flanges - 2 per basin | 6 | EA | 0.125 | 8.000 | 48 | PIPE | 74.00 | 3,552 | --- | --- | --- | --- | --- | --- | --- | 592.00 | 3,552 |
| Install & Remove Temp Wier Plates - 5 per basin | 15 | EA | 0.500 | 2.000 | 30 | PIPE | 74.00 | 2,220 | --- | --- | --- | --- | --- | --- | --- | 148.00 | 2,220 |
| *Dispose of Water into Stormdrain System* | | | | | | | | | | | | | | | | | |
| *Assuming 400gal/min/pump - 8 pumps* | | | | | | | | | | | | | | | | | |
| Fill Tank #1 | 1,750,000 | GAL | 32,000 | --- | 55 | LAC | 39.00 | 2,133 | --- | --- | --- | --- | --- | --- | --- | 0.001219 | 2,133 |
| Fill Tank #2 from Tank #1 | 1,750,000 | GAL | 32,000 | --- | 55 | LAC | 39.00 | 2,133 | --- | --- | --- | --- | --- | --- | --- | 0.001219 | 2,133 |
| Fill Tank #3 from Tank #2 | 1,750,000 | GAL | 32,000 | --- | 55 | LAC | 39.00 | 2,133 | --- | --- | --- | --- | --- | --- | --- | 0.001219 | 2,133 |
| Fill WAS from Tank #3 | 87,275 | GAL | 32,000 | --- | 3 | LAC | 39.00 | 106 | --- | --- | --- | --- | --- | --- | --- | 0.001219 | 106 |

**S35.PC AGS Basins 1 LS**

# Item Analysis Sheet

Proprietary and Confidential

**S35.PC AGS Basins 1 LS**

| No. | Quantity | UOM | Units Per Hour | ManHrs Per Unit | Labor | | | Equipment | | Services / Tools / Supplies | | Perm. Material | | SubContract | | Total Price | |
|---|---|---|---|---|---|---|---|---|---|---|---|---|---|---|---|---|---|
| | | | | | Hours | $ / Hr | Total | $ / Hr | Total | $ / Unit | Total | $ / Unit | Total | $ / Unit | Total | Unit | Total |
| Drain Tank #3 | 1,662,725 | GAL | 32,000 | --- | 52 | LAC 39.00 | 2,026 | --- | --- | --- | --- | --- | --- | --- | --- | 0.001219 | 2,026 |
| Drain WAS Tank | 87,275 | GAL | 32,000 | --- | 3 | LAC 39.00 | 106 | --- | --- | --- | --- | --- | --- | --- | --- | 0.001219 | 106 |
| **Fill and Drain Tanks** | **1** | **EA** | **0.002** | **511.477** | **511** | **50.28** | **25,718** | **---** | **---** | **---** | **---** | **---** | **---** | **---** | **---** | **25,717.62** | **25,718** |
| **Water Watertightness, Testing & Repair** | **13** | **EA** | **0.025** | **39.344** | **511** | **50.28** | **25,718** | **---** | **---** | **942.31** | **12,250** | **---** | **---** | **---** | **---** | **2,920.59** | **37,968** |
| **Water Testing** | **1** | **LS** | **---** | **---** | **511** | **50.28** | **25,718** | **---** | **---** | **---** | **12,250** | **---** | **---** | **---** | **---** | **---** | **37,968** |
| **03 - Concrete** | **1** | **LS** | **---** | **---** | **849** | **58.23** | **49,461** | **---** | **18,127** | **---** | **13,270** | **---** | **43,087** | **---** | **37,188** | **---** | **161,132** |
| **05 - Metals** | **1** | **LS** | | | | | | | | | | | | | | | |
| *Foundation 3 aluminum stair grating treads and landing 3-line rail & mounting supports* | | | | | | | | | | | | | | | | | |
| *Foundation 4 aluminum stair grating treads and landing 3-line rail & mounting supports* | | | | | | | | | | | | | | | | | |
| *Type B Aluminum Rail at catwalk* | | | | | | | | | | | | | | | | | |
| *Aluminum Break Rail at catwalk* | | | | | | | | | | | | | | | | | |
| *Aluminum Floor plate and supports at catwalk* | | | | | | | | | | | | | | | | | |
| *NPW yard hydrant rack (7)* | | | | | | | | | | | | | | | | | |
| **Stairs** | **1** | **LS** | | | | | | | | | | | | | | | |
| MetalCraft Quote: 05.21.26 | 1 | LS | --- | --- | --- | --- | --- | --- | --- | --- | --- | 510,229.20 | 510,229 | --- | --- | --- | 510,229 |
| Additional accessories and escalation | 1 | LS | --- | --- | --- | --- | --- | --- | --- | --- | --- | 102,459.00 | 102,459 | --- | --- | --- | 102,459 |
| Install Angle Brackets - DED into Slab | 48 | EA | 8.000 | 0.125 | 6 | IW05 70.20 | 421 | --- | --- | --- | --- | --- | --- | --- | --- | 8.78 | 421 |
| Install Landing Supports | 6 | EA | 0.063 | 16.000 | 96 | IW05 70.20 | 6,739 | --- | --- | --- | --- | --- | --- | --- | --- | 1,123.20 | 6,739 |
| Install Stairs | 6 | EA | 0.042 | 24.000 | 144 | IW05 70.20 | 10,109 | --- | --- | --- | --- | --- | --- | --- | --- | 1,684.80 | 10,109 |
| Install Landings | 6 | EA | 0.042 | 24.000 | 144 | IW05 70.20 | 10,109 | --- | --- | --- | --- | --- | --- | --- | --- | 1,684.80 | 10,109 |
| Forklift, RT 10,000# Reach-O | 80 | HR | 1.000 | 1.000 | 80 | OPLF 74.00 | 5,920 | 68.12 | 5,449 | --- | --- | --- | --- | --- | --- | 142.12 | 11,369 |

**S35.PC AGS Basins 1 LS**

# Item Analysis Sheet

Proprietary and Confidential

**S35.PC AGS Basins 1 LS**

| No. | Quantity | UOM | Units Per Hour | ManHrs Per Unit | Labor | | | Equipment | | Services / Tools / Supplies | | Perm. Material | | SubContract | | Total Price | |
|---|---|---|---|---|---|---|---|---|---|---|---|---|---|---|---|---|---|
| | | | | | Hours | $ / Hr | Total | $ / Hr | Total | $ / Unit | Total | $ / Unit | Total | $ / Unit | Total | Unit | Total |
| 40FT MANLIFT | 96 | HR | 1.000 | 1.000 | --- | --- | --- | 29.03 | 2,786 | --- | --- | --- | --- | --- | --- | 29.03 | 2,786 |
| **Stairs** | **1** | **LS** | **---** | **---** | **470** | **70.85** | **33,298** | **---** | **8,236** | **---** | **---** | **---** | **612,688** | **---** | **---** | **---** | **654,222** |
| **Handrails** | **1** | **LS** | | | | | | | | | | | | | | | |
| *Furnish Handrails (See Above)* | *1* | *LS* | | | | | | | | | | | | | | | |
| *Stainless Steel Bolt (4 bolts per plate)* | *14,048* | *EA* | | | | | | | | | | | | | | | |
| Install Handrail Bolts - DED | 14,048 | EA | 8.000 | 0.125 | 1,756 | IW05 70.20 | 123,271 | --- | --- | --- | --- | --- | --- | --- | --- | 8.78 | 123,271 |
| Install Handrail Sleeves | 3,512 | EA | 4.000 | 0.250 | 878 | IW05 70.20 | 61,636 | --- | --- | --- | --- | --- | --- | --- | --- | 17.55 | 61,636 |
| Install Handrail | 1,761 | LF | 8.000 | 0.125 | 220 | IW05 70.20 | 15,453 | --- | --- | --- | --- | --- | --- | --- | --- | 8.78 | 15,453 |
| Forklift, RT 10,000# Reach-O | 220 | HR | 1.000 | 1.000 | 220 | OPLF 74.00 | 16,280 | 68.12 | 14,985 | --- | --- | --- | --- | --- | --- | 142.12 | 31,265 |
| 40FT MANLIFT | 1,060 | HR | 1.000 | 1.000 | --- | --- | --- | 29.03 | 30,767 | --- | --- | --- | --- | --- | --- | 29.03 | 30,767 |
| **Handrails** | **1** | **LS** | **---** | **---** | **3,074** | **70.47** | **216,640** | **---** | **45,752** | **---** | **---** | **---** | **---** | **---** | **---** | **---** | **262,392** |
| **Aluminum Checker Plates** | **1** | **LS** | | | | | | | | | | | | | | | |
| Install Grating | 1,500 | SF | 2.000 | 0.500 | 750 | IW05 70.20 | 52,650 | --- | --- | --- | --- | --- | --- | --- | --- | 35.10 | 52,650 |
| Forklift, RT 10,000# Reach-O | 150 | HR | 1.000 | 1.000 | 150 | OPLF 74.00 | 11,100 | 68.12 | 10,217 | --- | --- | --- | --- | --- | --- | 142.12 | 21,317 |
| **Aluminum Checker Plates** | **1** | **LS** | **---** | **---** | **900** | **70.83** | **63,750** | **---** | **10,217** | **---** | **---** | **---** | **---** | **---** | **---** | **---** | **73,967** |
| **Future Expansion Covers** | **1** | **LS** | | | | | | | | | | | | | | | |
| Install Handrail Bolts - DED | 100 | EA | 8.000 | 0.125 | 13 | IW05 70.20 | 878 | --- | --- | --- | --- | --- | --- | --- | --- | 8.78 | 878 |
| Install Cover | 56 | LF | 2.000 | 0.500 | 28 | IW05 70.20 | 1,966 | --- | --- | --- | --- | --- | --- | --- | --- | 35.10 | 1,966 |
| Forklift, RT 10,000# Reach-O | 8 | HR | 1.000 | 1.000 | 8 | OPLF 74.00 | 592 | 68.12 | 545 | --- | --- | --- | --- | --- | --- | 142.12 | 1,137 |
| 40FT MANLIFT | 40 | HR | 1.000 | 1.000 | --- | --- | --- | 29.03 | 1,161 | --- | --- | --- | --- | --- | --- | 29.03 | 1,161 |
| **Future Expansion Covers** | **1** | **LS** | **---** | **---** | **49** | **70.83** | **3,435** | **---** | **1,706** | **---** | **---** | **---** | **---** | **---** | **---** | **---** | **5,141** |
| **Hose Reels** | **7** | **EA** | | | | | | | | | | | | | | | |
| Furnish Expansion/WaterStop Cover | 7 | EA | --- | --- | --- | --- | --- | --- | --- | --- | --- | --- | --- | 766.33 | 5,364 | 766.33 | 5,364 |
| Install Hose Reels | 7 | EA | 0.125 | 8.000 | 56 | IW05 70.20 | 3,931 | --- | --- | --- | --- | --- | --- | --- | --- | 561.60 | 3,931 |
| 4 Stainless Steel Bols | 28 | EA | 4.000 | 0.250 | 7 | IW05 70.20 | 491 | --- | --- | --- | --- | --- | --- | --- | --- | 17.55 | 491 |

**S35.PC AGS Basins 1 LS**

# Item Analysis Sheet

Proprietary and Confidential

**S35.PC AGS Basins 1 LS**

| No. | Quantity | UOM | Units Per Hour | ManHrs Per Unit | Labor | | | Equipment | | Services / Tools / Supplies | | Perm. Material | | SubContract | | Total Price | |
|---|---|---|---|---|---|---|---|---|---|---|---|---|---|---|---|---|---|
| | | | | | Hours | $ / Hr | Total | $ / Hr | Total | $ / Unit | Total | $ / Unit | Total | $ / Unit | Total | Unit | Total |
| Forklift, RT 10,000# Reach-O | 7 | EA | 1.000 | 1.000 | 7 | OPLF 74.00 | 518 | 68.12 | 477 | --- | --- | --- | --- | --- | --- | 142.12 | 995 |
| **Hose Reels** | **7** | **EA** | **0.100** | **10.000** | **70** | **70.58** | **4,941** | **68.12** | **477** | **---** | **---** | **---** | **---** | **766.33** | **5,364** | **1,540.25** | **10,782** |
| **Leak Tight Weir Closure** | **5** | **EA** | | | | | | | | | | | | | | | |
| Furnish Trough Caps | 5 | EA | --- | --- | --- | --- | --- | --- | --- | --- | --- | --- | --- | 1,448.10 | 7,241 | 1,448.10 | 7,241 |
| Install Bolts Drilled & Epoxy to Concrete - 8 per Cover | 40 | EA | 8.000 | 0.125 | 5 | IW05 70.20 | 351 | 2.00 | 10 | --- | --- | 10.00 | 400 | --- | --- | 19.03 | 761 |
| Install Cover / Neoprene | 5 | EA | 0.125 | 8.000 | 40 | IW05 70.20 | 2,808 | --- | --- | --- | --- | --- | --- | --- | --- | 561.60 | 2,808 |
| 40FT MANLIFT | 45 | HR | 1.000 | 1.000 | --- | --- | --- | 29.03 | 1,306 | --- | --- | --- | --- | --- | --- | 29.03 | 1,306 |
| Forklift, RT 10,000# Reach-O | 5 | EA | 1.000 | 1.000 | 5 | OPLF 74.00 | 370 | 68.12 | 341 | --- | --- | --- | --- | --- | --- | 142.12 | 711 |
| **Leak Tight Weir Closure** | **5** | **EA** | **0.100** | **10.000** | **50** | **70.58** | **3,529** | **331.34** | **1,657** | **---** | **---** | **80.00** | **400** | **1,448.10** | **7,241** | **2,565.24** | **12,826** |
| **Custom Pipe Supports - Wall Brackets** | **1** | **LS** | | | | | | | | | | | | | | | |
| Furnish SS Angle Bracket Pipe Supports | 9 | EA | --- | --- | --- | --- | --- | --- | --- | --- | --- | --- | --- | 2,500.00 | 22,500 | 2,500.00 | 22,500 |
| Anchor Bolts | 36 | EA | --- | --- | --- | --- | --- | --- | --- | 10.00 | 360 | --- | --- | --- | --- | 10.00 | 360 |
| Drill & Epoxy Anchors | 36 | EA | 8.000 | 0.125 | 5 | MECH 74.40 | 335 | --- | --- | --- | --- | --- | --- | --- | --- | 9.30 | 335 |
| Install Pipe Supports | 9 | EA | 0.125 | 8.000 | 72 | MECH 74.40 | 5,357 | --- | --- | --- | --- | --- | --- | --- | --- | 595.20 | 5,357 |
| 40FT MANLIFT | 9 | EA | 0.125 | 8.000 | --- | --- | --- | 29.03 | 2,090 | --- | --- | --- | --- | --- | --- | 232.20 | 2,090 |
| trucking 3 large loads | 1 | LS | --- | --- | --- | --- | --- | --- | --- | --- | --- | --- | --- | 3,600.00 | 3,600 | --- | 3,600 |
| 3 small loads | 1 | LS | --- | --- | --- | --- | --- | --- | --- | --- | --- | --- | --- | 1,950.00 | 1,950 | --- | 1,950 |
| **Custom Pipe Supports - Wall Brackets** | **1** | **LS** | **---** | **---** | **77** | **74.40** | **5,692** | **---** | **2,090** | **---** | **360** | **---** | **---** | **---** | **28,050** | **---** | **36,191** |
| **05 - Metals** | **1** | **LS** | **---** | **---** | **4,689** | **70.65** | **331,284** | **---** | **70,134** | **---** | **360** | **---** | **613,088** | **---** | **40,655** | **---** | **1,055,521** |
| **09 - Finishes** | **1** | **LS** | | | | | | | | | | | | | | | |
| **High Performance Coatings** | **1** | **LS** | | | | | | | | | | | | | | | |

**S35.PC AGS Basins 1 LS**

# Item Analysis Sheet

Proprietary and Confidential

**S35.PC AGS Basins 1 LS**

| No. | Quantity | UOM | Units Per Hour | ManHrs Per Unit | Labor | | | Equipment | | Services / Tools / Supplies | | Perm. Material | | SubContract | | Total Price | |
|---|---|---|---|---|---|---|---|---|---|---|---|---|---|---|---|---|---|
| | | | | | Hours | $ / Hr | Total | $ / Hr | Total | $ / Unit | Total | $ / Unit | Total | $ / Unit | Total | Unit | Total |
| Dutchland tank coatings | 1 | LS | --- | --- | --- | --- | --- | --- | --- | --- | --- | --- | --- | 885,550.00 | 885,550 | --- | 885,550 |
| **High Performance Coatings** | **1** | **LS** | **---** | **---** | **---** | **---** | **---** | **---** | **---** | **---** | **---** | **---** | **---** | **---** | **885,550** | **---** | **885,550** |
| **09 - Finishes** | **1** | **LS** | **---** | **---** | **---** | **---** | **---** | **---** | **---** | **---** | **---** | **---** | **---** | **---** | **885,550** | **---** | **885,550** |
| **11 - Equipment** | **1** | **LS** | | | | | | | | | | | | | | | |
| **AGS System** | **1** | **LS** | | | | | | | | | | | | | | | |
| **Purchase AGS Equipment** | **3** | **EA** | | | | | | | | | | | | | | | |
| Aqua Aerobics Quote - Proposal Number 171220 (11/12/2025) | 1 | LS | --- | --- | --- | --- | --- | --- | --- | --- | --- | 13,281,855.00 | 13,281,855 | --- | --- | --- | 13,281,855 |
| *Material Sales Tax Savings for OD P* | | | | | | | | | | | | *789,416.83* | | | | | |
| **Purchase AGS Equipment** | **3** | **EA** | **---** | **---** | **---** | **---** | **---** | **---** | **---** | **---** | **---** | **4,427,285.00** | **13,281,855** | **---** | **---** | **4,427,285.00** | **13,281,855** |
| **Install AGS Equipment** | **1** | **LS** | | | | | | | | | | | | | | | |
| **Unload & Store** | **1** | **LS** | | | | | | | | | | | | | | | |
| *Load/Store all equipment into Each Basin* | | | | | | | | | | | | | | | | | |
| *Install Racks, and install from top down by each* | | | | | | | | | | | | | | | | | |
| Unload and Store | 15 | LDS | 0.125 | 8.000 | 120 | LAC 39.0 | 4,680 | --- | --- | --- | --- | --- | --- | --- | --- | 312.00 | 4,680 |
| Forklift, RT 10,000# Reach-O | 15 | LDS | 0.250 | 4.000 | 60 | OPLF 74.0 | 4,440 | 68.12 | 4,087 | --- | --- | --- | --- | --- | --- | 568.46 | 8,527 |
| Rigging | 1 | LS | --- | --- | --- | --- | --- | --- | --- | 5,000.00 | 5,000 | --- | --- | --- | --- | --- | 5,000 |
| | | | | | | | | | | | | | | | | | |
| 3 Stage In Basins | 5 | EA | 0.125 | 8.000 | 120 | LAC 39.0 | 4,680 | --- | --- | --- | --- | --- | --- | --- | --- | 936.00 | 4,680 |
| 3 90T ROUGH TERR. CRANE | 5 | EA | 0.125 | 8.000 | 120 | OPC 93.0 | 11,160 | 424.47 | 50,936 | --- | --- | --- | --- | --- | --- | 12,419.25 | 62,096 |
| 90T ROUGH TERR. CRANE | 6 | MO | 1.000 | 1.000 | 1,040 | OPC 93.0 | 96,720 | 424.47 | 440,599 | --- | --- | --- | --- | --- | --- | 89,553.09 | 537,319 |
| **Unload & Store** | **1** | **LS** | **---** | **---** | **1,460** | **83.34** | **121,680** | **---** | **495,622** | **---** | **5,000** | **---** | **---** | **---** | **---** | **---** | **622,302** |
| **Install AGS Equipment** | **1** | **LS** | **---** | **---** | **1,460** | **83.34** | **121,680** | **---** | **495,622** | **---** | **5,000** | **---** | **---** | **---** | **---** | **---** | **622,302** |

**S35.PC AGS Basins 1 LS**

# Item Analysis Sheet

Proprietary and Confidential

**S35.PC AGS Basins 1 LS**

| No. | Quantity | UOM | Units Per Hour | ManHrs Per Unit | Labor | | | Equipment | | Services / Tools / Supplies | | Perm. Material | | SubContract | | Total Price | |
|---|---|---|---|---|---|---|---|---|---|---|---|---|---|---|---|---|---|
| | | | | | Hours | $ / Hr | Total | $ / Hr | Total | $ / Unit | Total | $ / Unit | Total | $ / Unit | Total | Unit | Total |
| **Install Valves** | **1** | **LS** | | | | | | | | | | | | | | | |
| **Influent Valves** | **1** | **LS** | | | | | | | | | | | | | | | |
| FOREMAN-PIPEWORK | 36 | HR | 1.000 | 1.000 | 36 | XFMF 95.0 | 3,420 | --- | --- | --- | --- | --- | --- | --- | --- | 95.00 | 3,420 |
| Install Influent Valves - 30" | 3 | EA | 0.021 | 48.000 | 144 | PIPEJ 74.0 | 10,656 | --- | --- | --- | --- | --- | --- | --- | --- | 3,552.00 | 10,656 |
| Forklift, RT 10,000# Reach-O | 3 | EA | 0.250 | 4.000 | 12 | OPLF 74.0 | 888 | 68.12 | 817 | --- | --- | --- | --- | --- | --- | 568.46 | 1,705 |
| **Influent Valves** | **1** | **LS** | **---** | **---** | **192** | **77.94** | **14,964** | **---** | **817** | **---** | **---** | **---** | **---** | **---** | **---** | **---** | **15,781** |
| **Air Valves** | **1** | **LS** | | | | | | | | | | | | | | | |
| FOREMAN-PIPEWORK | 188 | HR | 1.000 | 1.000 | 188 | XFMF 95.0 | 17,860 | --- | --- | --- | --- | --- | --- | --- | --- | 95.00 | 17,860 |
| Install Sludge Valves - 12" | 15 | EA | 0.021 | 48.000 | 720 | PIPEJ 74.0 | 53,280 | --- | --- | --- | --- | --- | --- | --- | --- | 3,552.00 | 53,280 |
| Forklift, RT 10,000# Reach-O | 15 | EA | 0.250 | 4.000 | 60 | OPLF 74.0 | 4,440 | 68.12 | 4,087 | --- | --- | --- | --- | --- | --- | 568.46 | 8,527 |
| **Air Valves** | **1** | **LS** | **---** | **---** | **968** | **78.08** | **75,580** | **---** | **4,087** | **---** | **---** | **---** | **---** | **---** | **---** | **---** | **79,667** |
| **Sludge Valves** | **1** | **LS** | | | | | | | | | | | | | | | |
| FOREMAN-PIPEWORK | 72 | HR | 1.000 | 1.000 | 72 | XFMF 95.0 | 6,840 | --- | --- | --- | --- | --- | --- | --- | --- | 95.00 | 6,840 |
| Install Sludge Valves - 24" | 6 | EA | 0.021 | 48.000 | 288 | PIPEJ 74.0 | 21,312 | --- | --- | --- | --- | --- | --- | --- | --- | 3,552.00 | 21,312 |
| Forklift, RT 10,000# Reach-O | 6 | EA | 0.250 | 4.000 | 24 | OPLF 74.0 | 1,776 | 68.12 | 1,635 | --- | --- | --- | --- | --- | --- | 568.46 | 3,411 |
| **Sludge Valves** | **1** | **LS** | **---** | **---** | **384** | **77.94** | **29,928** | **---** | **1,635** | **---** | **---** | **---** | **---** | **---** | **---** | **---** | **31,563** |
| **Water Level Correction** | **1** | **LS** | | | | | | | | | | | | | | | |
| FOREMAN-PIPEWORK | 36 | HR | 1.000 | 1.000 | 36 | XFMF 95.0 | 3,420 | --- | --- | --- | --- | --- | --- | --- | --- | 95.00 | 3,420 |
| Install Sludge Valves - 24" | 3 | EA | 0.021 | 48.000 | 144 | PIPEJ 74.0 | 10,656 | --- | --- | --- | --- | --- | --- | --- | --- | 3,552.00 | 10,656 |
| Forklift, RT 10,000# Reach-O | 3 | EA | 0.250 | 4.000 | 12 | OPLF 74.0 | 888 | 68.12 | 817 | --- | --- | --- | --- | --- | --- | 568.46 | 1,705 |

**S35.PC AGS Basins 1 LS**

# Item Analysis Sheet

Proprietary and Confidential

**S35.PC AGS Basins 1 LS**

| No. | Quantity | UOM | Units Per Hour | ManHrs Per Unit | Labor | | | Equipment | | Services / Tools / Supplies | | Perm. Material | | SubContract | | Total Price | |
|---|---|---|---|---|---|---|---|---|---|---|---|---|---|---|---|---|---|
| | | | | | Hours | $ / Hr | Total | $ / Hr | Total | $ / Unit | Total | $ / Unit | Total | $ / Unit | Total | Unit | Total |
| **Water Level Correction** | **1** | **LS** | --- | --- | **192** | **77.94** | **14,964** | --- | **817** | --- | --- | --- | --- | --- | --- | --- | **15,781** |
| **Install Valves** | **1** | **LS** | --- | --- | **1,736** | **78.02** | **135,436** | --- | **7,356** | --- | --- | --- | --- | --- | --- | --- | **142,792** |
| **Install Effluent Weir System** | **1** | **LS** | | | | | | | | | | | | | | | |
| **Large Effluent Weir Supports** | **3** | **EA** | | | | | | | | | | | | | | | |
| FOREMAN-LABORER | 293 | HR | 1.000 | 1.000 | 293 | XFMLA 95.0 0 | 27,835 | --- | --- | --- | --- | --- | --- | --- | --- | 95.00 | 27,835 |
| Intermediate Weir Supports | 60 | EA | 0.083 | 12.000 | 720 | PIPEJ 74.0 0 | 53,280 | --- | --- | --- | --- | --- | --- | --- | --- | 888.00 | 53,280 |
| Wall Supports | 30 | EA | 0.083 | 12.000 | 360 | PIPEJ 74.0 0 | 26,640 | --- | --- | --- | --- | --- | --- | --- | --- | 888.00 | 26,640 |
| Drill & Epoxy intermediate walls supports | 480 | EA | 8.000 | 0.125 | 60 | PIPEJ 74.0 0 | 4,440 | --- | --- | 10.00 | 4,800 | --- | --- | --- | --- | 19.25 | 9,240 |
| Drill & Epoxy Wall Supports | 240 | EA | 8.000 | 0.125 | 30 | PIPEJ 74.0 0 | 2,220 | --- | --- | --- | --- | 10.00 | 2,400 | --- | --- | 19.25 | 4,620 |
| **Large Effluent Weir Supports** | **3** | **EA** | **0.002** | **487.667** | **1,463** | **78.21** | **114,415** | --- | --- | **1,600.00** | **4,800** | **800.00** | **2,400** | --- | --- | **40,538.33** | **121,615** |
| **V-Notch Weirs With Baffles** | **3** | **EA** | | | | | | | | | | | | | | | |
| FOREMAN-LABORER | 120 | HR | 1.000 | 1.000 | 120 | XFMF 95.0 0 | 11,400 | --- | --- | --- | --- | --- | --- | --- | --- | 95.00 | 11,400 |
| Install Wiers (78' Each) - 5 per Basin - 4 Segments Each | 60 | EA | 0.125 | 8.000 | 480 | MECH 74.4 0 | 35,712 | --- | --- | --- | --- | --- | --- | --- | --- | 595.20 | 35,712 |
| 2 40FT MANLIFT | 60 | EA | 0.125 | 8.000 | --- | --- | --- | 29.03 | 27,864 | --- | --- | --- | --- | --- | --- | 464.40 | 27,864 |
| **V-Notch Weirs With Baffles** | **3** | **EA** | **0.005** | **200.000** | **600** | **78.52** | **47,112** | **9,288.03** | **27,864** | --- | --- | --- | --- | --- | --- | **24,992.03** | **74,976** |
| **Install Effluent Weir System** | **1** | **LS** | --- | --- | **2,063** | **78.30** | **161,527** | --- | **27,864** | --- | **4,800** | --- | **2,400** | --- | --- | --- | **196,591** |
| **Install Influent System** | **1** | **LS** | | | | | | | | | | | | | | | |
| **Headers** | **3** | **EA** | | | | | | | | | | | | | | | |
| FOREMAN-PIPEWORK | 132 | HR | 1.000 | 1.000 | 132 | XFMF 95.0 0 | 12,540 | --- | --- | --- | --- | --- | --- | --- | --- | 95.00 | 12,540 |
| Header Supports | 9 | EA | 0.125 | 8.000 | 72 | PIPEJ 74.0 0 | 5,328 | --- | --- | --- | --- | --- | --- | --- | --- | 592.00 | 5,328 |
| Vent Supports | 18 | EA | 0.083 | 12.000 | 216 | PIPEJ 74.0 0 | 15,984 | --- | --- | --- | --- | --- | --- | --- | --- | 888.00 | 15,984 |

**S35.PC AGS Basins 1 LS**

# Item Analysis Sheet

Proprietary and Confidential

**S35.PC AGS Basins 1 LS**

| No. | Quantity | UOM | Units Per Hour | ManHrs Per Unit | Labor | | | Equipment | | Services / Tools / Supplies | | Perm. Material | | SubContract | | Total Price | |
|---|---|---|---|---|---|---|---|---|---|---|---|---|---|---|---|---|---|
| | | | | | Hours | $ / Hr | Total | $ / Hr | Total | $ / Unit | Total | $ / Unit | Total | $ / Unit | Total | Unit | Total |
| Drill & Epoxy intermediate Header Supports | 36 | EA | 8.000 | 0.125 | 5 | PIPE) 74.0 ∩ | 333 | --- | --- | 10.00 | 360 | --- | --- | --- | --- | 19.25 | 693 |
| Drill & Epoxy Vent Supports | 36 | EA | 8.000 | 0.125 | 5 | PIPE) 74.0 ∩ | 333 | --- | --- | --- | --- | 10.00 | 360 | --- | --- | 19.25 | 693 |
| Install Header Manifold - 36" HDPE | 348 | LF | 1.500 | 0.667 | 232 | PIPE) 74.0 ∩ | 17,168 | --- | --- | --- | --- | --- | --- | --- | --- | 49.33 | 17,168 |
| **Headers** | **3** | **EA** | **0.005** | **220.333** | **661** | **78.19** | **51,686** | **---** | **---** | **120.00** | **360** | **120.00** | **360** | **---** | **---** | **17,468.67** | **52,406** |
| **Laterals** | **1** | **LS** | | | | | | | | | | | | | | | |
| FOREMAN-PIPEWORK | 736 | HR | 1.000 | 1.000 | 736 | XFMF 95.0 ∩ | 69,920 | --- | --- | --- | --- | --- | --- | --- | --- | 95.00 | 69,920 |
| Influent Pipe Supports | 1,044 | EA | 1.000 | 1.000 | 1,044 | PIPE) 74.0 ∩ | 77,256 | --- | --- | --- | --- | --- | --- | --- | --- | 74.00 | 77,256 |
| Vent Supports | 522 | EA | 1.000 | 1.000 | 522 | PIPE) 74.0 ∩ | 38,628 | --- | --- | --- | --- | --- | --- | --- | --- | 74.00 | 38,628 |
| Drill & Epoxy intermediate lateral Supports | 4,416 | EA | 8.000 | 0.125 | 552 | PIPE) 74.0 ∩ | 40,848 | --- | --- | 10.00 | 44,160 | --- | --- | --- | --- | 19.25 | 85,008 |
| Drill & Epoxy Vent Supports | 1,044 | EA | 8.000 | 0.125 | 131 | PIPE) 74.0 ∩ | 9,657 | --- | --- | --- | --- | 10.00 | 10,440 | --- | --- | 19.25 | 20,097 |
| Install Laterals - 8" PVC - 38 Per Basin @ 36' | 2,204 | LF | 3.170 | 0.315 | 695 | PIPE) 74.0 ∩ | 51,450 | --- | --- | --- | --- | --- | --- | --- | --- | 23.34 | 51,450 |
| **Laterals** | **1** | **LS** | **---** | **---** | **3,680** | **78.20** | **287,759** | **---** | **---** | **---** | **44,160** | **---** | **10,440** | **---** | **---** | **---** | **342,359** |
| **Install Influent System** | **1** | **LS** | **---** | **---** | **4,341** | **78.20** | **339,445** | **---** | **---** | **---** | **44,520** | **---** | **10,800** | **---** | **---** | **---** | **394,765** |
| **Install Sludge Wasting Manifold** | **1** | **LS** | | | | | | | | | | | | | | | |
| **Laterals** | **1** | **LS** | | | | | | | | | | | | | | | |
| FOREMAN-PIPEWORK | 30 | HR | 1.000 | 1.000 | 30 | XFMF 95.0 ∩ | 2,850 | --- | --- | --- | --- | --- | --- | --- | --- | 95.00 | 2,850 |
| Install Laterals - 8" PVC - 38 Per Basin @ 36' | 377 | LF | 3.170 | 0.315 | 119 | PIPE) 74.0 ∩ | 8,801 | --- | --- | --- | --- | --- | --- | --- | --- | 23.34 | 8,801 |
| **3** 40FT MANLIFT | 377 | LF | 12.500 | 0.080 | --- | --- | --- | 29.03 | 2,626 | --- | --- | --- | --- | --- | --- | 6.97 | 2,626 |
| **Laterals** | **1** | **LS** | **---** | **---** | **149** | **78.23** | **11,651** | **---** | **2,626** | **---** | **---** | **---** | **---** | **---** | **---** | **---** | **14,277** |
| **Headers** | **3** | **EA** | | | | | | | | | | | | | | | |
| FOREMAN-PIPEWORK | 130 | HR | 1.000 | 1.000 | 130 | XFMF 95.0 ∩ | 12,350 | --- | --- | --- | --- | --- | --- | --- | --- | 95.00 | 12,350 |
| Install Header Manifold - 36" HDPE - 1 Each Per Basin @ 118' | 106 | LF | 1.000 | 1.000 | 106 | PIPE) 74.0 ∩ | 7,844 | --- | --- | --- | --- | --- | --- | --- | --- | 74.00 | 7,844 |

**S35.PC AGS Basins 1 LS**

# Item Analysis Sheet

Proprietary and Confidential

**S35.PC AGS Basins 1 LS**

| No. | | Quantity | UOM | Units Per Hour | ManHrs Per Unit | Labor | | | Equipment | | Services / Tools / Supplies | | Perm. Material | | SubContract | | Total Price | |
|---|---|---|---|---|---|---|---|---|---|---|---|---|---|---|---|---|---|---|
| | | | | | | Hours | $ / Hr | Total | $ / Hr | Total | $ / Unit | Total | $ / Unit | Total | $ / Unit | Total | Unit | Total |
| | Intermediate Weir Supports | 33 | EA | 0.083 | 12.000 | 396 | PIPEJ 74.0 | 29,304 | --- | --- | --- | --- | --- | --- | --- | --- | 888.00 | 29,304 |
| | Drill & Epoxy | 132 | EA | 8.000 | 0.125 | 17 | PIPEJ 74.0 | 1,221 | --- | --- | --- | --- | 10.00 | 1,320 | --- | --- | 19.25 | 2,541 |
| 3 | 40FT MANLIFT | 106 | LF | 12.500 | 0.080 | --- | --- | --- | 29.03 | 738 | --- | --- | --- | --- | --- | --- | 6.97 | 738 |
| | **Headers** | **3** | **EA** | **0.005** | **216.167** | **649** | **78.21** | **50,719** | **246.13** | **738** | **---** | **---** | **440.00** | **1,320** | **---** | **---** | **17,592.47** | **52,777** |
| | **Install Sludge Wasting Manifold** | **1** | **LS** | **---** | **---** | **797** | **78.21** | **62,370** | **---** | **3,365** | **---** | **---** | **---** | **1,320** | **---** | **---** | **---** | **67,054** |
| | **Install Diffuser Air System** | **1** | **LS** | | | | | | | | | | | | | | | |
| | **Diffusers (air header, Diffusers)** | **1** | **LS** | | | | | | | | | | | | | | | |
| | FOREMAN-PIPEWORK | 630 | HR | 1.000 | 1.000 | 630 | XFMF 95.0 | 59,850 | --- | --- | --- | --- | --- | --- | --- | --- | 95.00 | 59,850 |
| | Install Diffuser | 12 | EA | 0.005 | 210.000 | 2,520 | MECH 74.4 | 187,488 | --- | --- | --- | --- | --- | --- | --- | --- | 15,624.00 | 187,488 |
| | **Diffusers (air header, Diffusers)** | **1** | **LS** | **---** | **---** | **3,150** | **78.52** | **247,338** | **---** | **---** | **---** | **---** | **---** | **---** | **---** | **---** | **---** | **247,338** |
| | **Install Diffuser Air System** | **1** | **LS** | **---** | **---** | **3,150** | **78.52** | **247,338** | **---** | **---** | **---** | **---** | **---** | **---** | **---** | **---** | **---** | **247,338** |
| | **Install Instrumentation** | **1** | **LS** | | | | | | | | | | | | | | | |
| | Set Instrumentation | 8 | EA | 0.500 | 2.000 | 16 | MECH 74.4 | 1,190 | --- | --- | --- | --- | --- | --- | --- | --- | 148.80 | 1,190 |
| | Drill & Epoxy | 32 | EA | 8.000 | 0.125 | 4 | PIPEJ 74.0 | 296 | --- | --- | --- | --- | 10.00 | 320 | --- | --- | 19.25 | 616 |
| | **Install Instrumentation** | **1** | **LS** | **---** | **---** | **20** | **74.32** | **1,486** | **---** | **---** | **---** | **---** | **---** | **320** | **---** | **---** | **---** | **1,806** |
| | **AGS System** | **1** | **LS** | **---** | **---** | **13,567** | **78.81** | **1,069,282** | **---** | **534,207** | **---** | **54,320** | **---** | **13,296,695** | **---** | **---** | **---** | **14,954,504** |
| | **WAS Pumps** | **1** | **LS** | | | | | | | | | | | | | | | |
| | **Purchase WAS Pumps** | **2** | **EA** | | | | | | | | | | | | | | | |
| | *See M37.201* | | | | | | | | | | | | | | | | | |
| | TSC Jacobs - Trillium - Quote 2229262 | 1 | LS | --- | --- | --- | --- | --- | --- | --- | --- | --- | 125,936.00 | 125,936 | --- | --- | --- | 125,936 |
| | **Purchase WAS Pumps** | **2** | **EA** | **---** | **---** | **---** | **---** | **---** | **---** | **---** | **---** | **---** | **62,968.00** | **125,936** | **---** | **---** | **62,968.00** | **125,936** |
| | **Install WAS Pumps** | **2** | **EA** | | | | | | | | | | | | | | | |
| | Install AGS WAS Pumps 1&2 | 2 | EA | 0.017 | 60.000 | 120 | MECH 74.4 | 8,928 | --- | --- | --- | --- | --- | --- | --- | --- | 4,464.00 | 8,928 |

**S35.PC AGS Basins 1 LS**

# Item Analysis Sheet

Proprietary and Confidential

**S35.PC AGS Basins 1 LS**

| No. | Quantity | UOM | Units Per Hour | ManHrs Per Unit | Labor | | | Equipment | | Services / Tools / Supplies | | Perm. Material | | SubContract | | Total Price | |
|---|---|---|---|---|---|---|---|---|---|---|---|---|---|---|---|---|---|
| | | | | | Hours | $ / Hr | Total | $ / Hr | Total | $ / Unit | Total | $ / Unit | Total | $ / Unit | Total | Unit | Total |
| Forklift, RT 10,000# Reach-O | 8 | HR | 1.000 | 1.000 | 8 | OPLF 74.0 | 592 | 68.12 | 545 | --- | --- | --- | --- | --- | --- | 142.12 | 1,137 |
| 40FT MANLIFT | 40 | HR | 1.000 | 1.000 | --- | --- | --- | 29.03 | 1,161 | --- | --- | --- | --- | --- | --- | 29.03 | 1,161 |
| TYPE K CONC ANCHORS | 8 | EA | --- | --- | --- | --- | --- | --- | --- | --- | --- | 5.00 | 40 | --- | --- | 5.00 | 40 |
| **Install WAS Pumps** | **2** | **EA** | **0.016** | **64.000** | **128** | **74.37** | **9,520** | **852.96** | **1,706** | **---** | **---** | **20.00** | **40** | **---** | **---** | **5,632.96** | **11,266** |
| **WAS Pumps** | **1** | **LS** | **---** | **---** | **128** | **74.37** | **9,520** | **---** | **1,706** | **---** | **---** | **---** | **125,976** | **---** | **---** | **---** | **137,202** |
| **11 - Equipment** | **1** | **LS** | **---** | **---** | **13,695** | **78.77** | **1,078,802** | **---** | **535,913** | **---** | **54,320** | **---** | **13,422,671** | **---** | **---** | **---** | **15,091,706** |
| **13 - Special Construction** | **1** | **LS** | | | | | | | | | | | | | | | |
| **Precast Tank** | **1** | **LS** | | | | | | | | | | | | | | | |
| Precast Concrete Subcontractor | 1 | LS | --- | --- | --- | --- | --- | --- | --- | --- | --- | --- | --- | 6,450,000.00 | 6,450,000 | --- | 6,450,000 |
| Sales Tax | 1 | LS | --- | --- | --- | --- | --- | --- | --- | --- | --- | --- | --- | 162,500.00 | 162,500 | --- | 162,500 |
| *PER DUTCHLAND DESIGN STAN DARDS NOT SPEC* | | | | | | | | | | | | | | | | | |
| *Base Slab* | | | | | | | | | | | | | | | | | |
| *Tank Walls* | | | | | | | | | | | | | | | | | |
| *Trough Slab/Walls* | | | | | | | | | | | | | | | | | |
| *Walkway Slabs* | | | | | | | | | | | | | | | | | |
| *Expansion Joints* | | | | | | | | | | | | | | | | | |
| *Future Expansion Provisions* | | | | | | | | | | | | | | | | | |
| *Joint Sealants* | | | | | | | | | | | | | | | | | |
| **Precast Tank** | **1** | **LS** | **---** | **---** | **---** | **---** | **---** | **---** | **---** | **---** | **---** | **---** | **---** | **---** | **6,612,500** | **---** | **6,612,500** |
| **13 - Special Construction** | **1** | **LS** | **---** | **---** | **---** | **---** | **---** | **---** | **---** | **---** | **---** | **---** | **---** | **---** | **6,612,500** | **---** | **6,612,500** |
| **15 - Mechanical Process** | **1** | **LS** | | | | | | | | | | | | | | | |
| **Purchase Pipe Materials** | **1** | **LS** | | | | | | | | | | | | | | | |
| *Pipe Materials for the Above Grade Exposed Piping including the* | | | | | | | | | | | | | | | | | |

**S35.PC AGS Basins 1 LS**

# Item Analysis Sheet

Proprietary and Confidential

**S35.PC AGS Basins 1 LS**

| No. | Quantity | UOM | Units Per Hour | ManHrs Per Unit | Labor | | | Equipment | | Services / Tools / Supplies | | Perm. Material | | SubContract | | Total Price | |
|---|---|---|---|---|---|---|---|---|---|---|---|---|---|---|---|---|---|
| | | | | | Hours | $ / Hr | Total | $ / Hr | Total | $ / Unit | Total | $ / Unit | Total | $ / Unit | Total | Unit | Total |
| *Influent Line, Effluent Line, WAS line, and Blower Air Lines* | | | | | | | | | | | | | | | | | |
| *All piping up to the edge or face of walls, or slabs* | | | | | | | | | | | | | | | | | |
| | | | | | | | | | | | | | | | | | |
| *Complete exposed pipe scope on this structure:* | | | | | | | | | | | | | | | | | |
| Above Grade Pipe Materials | 1 | LS | --- | --- | --- | --- | --- | --- | --- | --- | --- | 1,062,181.00 | 1,062,181 | --- | --- | --- | 1,062,181 |
| Above Grade Pipe Supports Materials | 1 | LS | --- | --- | --- | --- | --- | --- | --- | --- | --- | 162,105.00 | 162,105 | --- | --- | --- | 162,105 |
| Pipe Insulation at Blower Lines | 1 | LS | --- | --- | --- | --- | --- | --- | --- | --- | --- | 26,750.00 | 26,750 | --- | --- | --- | 26,750 |
| | | | | | | | | | | | | | | | | | |
| STS - Installation (Exposed) | 1 | LS | --- | --- | --- | --- | --- | --- | --- | 2,500.00 | 2,500 | --- | --- | --- | --- | --- | 2,500 |
| STS - Rigging (Exposed) | 1 | LS | --- | --- | --- | --- | --- | --- | --- | 1,500.00 | 1,500 | --- | --- | --- | --- | --- | 1,500 |
| STS - Testing (Exposed) | 1 | LS | --- | --- | --- | --- | --- | --- | --- | 1,500.00 | 1,500 | --- | --- | --- | --- | --- | 1,500 |
| Unknown Pipe Support Adj. | 1 | LS | --- | --- | --- | --- | --- | --- | --- | 5,000.00 | 5,000 | --- | --- | --- | --- | --- | 5,000 |
| Pipe Labeling (#30) | 1 | LS | --- | --- | --- | --- | --- | --- | --- | 5,000.00 | 5,000 | --- | --- | --- | --- | --- | 5,000 |
| Pipe Support Design | 1 | LS | --- | --- | --- | --- | --- | --- | --- | --- | --- | --- | --- | 25,000.00 | 25,000 | --- | 25,000 |
| Pipe Expansion Design | 1 | LS | --- | --- | --- | --- | --- | --- | --- | --- | --- | --- | --- | 25,000.00 | 25,000 | --- | 25,000 |
| *PIPE SUPPORTS GROUTING* | | | | | | | | | | | | | | | | | |
| *Non-Shrink Grout @ 0.3 CF/ EA SUPP* | | | | | | | | | | | | | | | | | |
| Non-Shrink Grout | 200 | CF | --- | --- | --- | --- | --- | --- | --- | 26.75 | 5,350 | --- | --- | --- | --- | 26.75 | 5,350 |
| | | | | | | | | | | | | | | | | | |
| **Purchase Pipe Materials** | **1** | **LS** | **---** | **---** | **---** | **---** | **---** | **---** | **---** | **---** | **20,850** | **---** | **1,251,036** | **---** | **50,000** | **---** | **1,321,886** |
| **Install Process Piping** | **1** | **LS** | | | | | | | | | | | | | | | |
| **Load & Unload Piping** | **1** | **LS** | | | | | | | | | | | | | | | |
| *Unload & Store Pipe Materials (for complete pipe scope)* | | | | | | | | | | | | | | | | | |
| Forklift, RT 10,000# Reach | 120 | HR | 1.000 | 1.000 | 120 | OPLF | 74.00 | 8,880 | 68.12 | 8,174 | --- | --- | --- | --- | --- | 142.12 | 17,054 |

**S35.PC AGS Basins 1 LS**

# Item Analysis Sheet

Proprietary and Confidential

**S35.PC AGS Basins 1 LS**

| No. | Quantity | UOM | Units Per Hour | ManHrs Per Unit | Labor | | | Equipment | | Services / Tools / Supplies | | Perm. Material | | SubContract | | Total Price | |
|---|---|---|---|---|---|---|---|---|---|---|---|---|---|---|---|---|---|
| | | | | | Hours | $ / Hr | Total | $ / Hr | Total | $ / Unit | Total | $ / Unit | Total | $ / Unit | Total | Unit | Total |
| LABORER, 3-MAN | 120 | HR | 0.500 | 2.000 | 240 | LAB3 49.67 | 11,920 | --- | --- | --- | --- | --- | --- | --- | --- | 99.33 | 11,920 |
| **Load & Unload Piping** | **1** | **LS** | **---** | **---** | **360** | **57.78** | **20,800** | **---** | **8,174** | **---** | **---** | **---** | **---** | **---** | **---** | **---** | **28,974** |
| **Pipe Installation Labor** | **1** | **LS** | | | | | | | | | | | | | | | |
| **AGS & WAS Pipe Lines (DIP)** | **1** | **LS** | | | | | | | | | | | | | | | |
| Pipe Foreman | 256 | MHR | 1.000 | 1.000 | 256 | XFMF 95.00 | 24,320 | --- | --- | --- | --- | --- | --- | --- | --- | 95.00 | 24,320 |
| Direct Manhours | 1,250 | MHR | 1.000 | 1.000 | 1,250 | MECH 74.40 | 93,000 | --- | --- | --- | --- | --- | --- | --- | --- | 74.40 | 93,000 |
| **AGS & WAS Pipe Lines (DIP)** | **1** | **LS** | **---** | **---** | **1,506** | **77.90** | **117,320** | **---** | **---** | **---** | **---** | **---** | **---** | **---** | **---** | **---** | **117,320** |
| **Air Distribution Lines (Stainless)** | **1** | **LS** | | | | | | | | | | | | | | | |
| Pipe Foreman | 328 | MHR | 1.000 | 1.000 | 328 | XFMF 95.00 | 31,160 | --- | --- | --- | --- | --- | --- | --- | --- | 95.00 | 31,160 |
| Direct Manhours | 1,926 | MHR | 1.000 | 1.000 | 1,926 | MECH 74.40 | 143,294 | --- | --- | --- | --- | --- | --- | --- | --- | 74.40 | 143,294 |
| **Air Distribution Lines (Stainless)** | **1** | **LS** | **---** | **---** | **2,254** | **77.40** | **174,454** | **---** | **---** | **---** | **---** | **---** | **---** | **---** | **---** | **---** | **174,454** |
| **Air Distribution Insulation (70' Per Basin)** | **210** | **LF** | | | | | | | | | | | | | | | |
| Pipe Foreman | 16 | MHR | 1.000 | 1.000 | 16 | XFMF 95.00 | 1,520 | --- | --- | --- | --- | --- | --- | --- | --- | 95.00 | 1,520 |
| Direct Manhours | 80 | MHR | 1.000 | 1.000 | 80 | MECH 74.40 | 5,952 | --- | --- | --- | --- | --- | --- | --- | --- | 74.40 | 5,952 |
| **Air Distribution Insulation (70' Per Basin)** | **210** | **LF** | **2.188** | **0.457** | **96** | **77.83** | **7,472** | **---** | **---** | **---** | **---** | **---** | **---** | **---** | **---** | **35.58** | **7,472** |
| **Pipe Installation Labor** | **1** | **LS** | **---** | **---** | **3,856** | **77.61** | **299,246** | **---** | **---** | **---** | **---** | **---** | **---** | **---** | **---** | **---** | **299,246** |
| **Equipment** | **1** | **LS** | | | | | | | | | | | | | | | |
| Forklift, RT 10,000# Reach | 584 | HR | 1.000 | 1.000 | 584 | OPLF 74.00 | 43,216 | 68.12 | 39,779 | --- | --- | --- | --- | --- | --- | 142.12 | 82,995 |
| 60FT MANLIFT | 1,167 | HR | 1.000 | 1.000 | --- | --- | --- | 40.39 | 47,140 | --- | --- | --- | --- | --- | --- | 40.39 | 47,140 |
| 40FT MANLIFT | 1,167 | HR | 1.000 | 1.000 | --- | --- | --- | 29.03 | 33,872 | --- | --- | --- | --- | --- | --- | 29.03 | 33,872 |
| **Equipment** | **1** | **LS** | **---** | **---** | **584** | **74.00** | **43,216** | **---** | **120,792** | **---** | **---** | **---** | **---** | **---** | **---** | **---** | **164,008** |
| **Pipe Testing** | **118** | **EA** | | | | | | | | | | | | | | | |

**S35.PC AGS Basins 1 LS**

# Item Analysis Sheet

Proprietary and Confidential

**S35.PC AGS Basins 1 LS**

| No. | Quantity | UOM | Units Per Hour | ManHrs Per Unit | Labor | | | Equipment | | Services / Tools / Supplies | | Perm. Material | | SubContract | | Total Price | |
|---|---|---|---|---|---|---|---|---|---|---|---|---|---|---|---|---|---|
| | | | | | Hours | $ / Hr | Total | $ / Hr | Total | $ / Unit | Total | $ / Unit | Total | $ / Unit | Total | Unit | Total |
| **8HR Testing** | **9** | **EA** | | | | | | | | | | | | | | | |
| Test Pipe Crew - 8hr | 9 | EA | 0.063 | 16.000 | 144 | MECH 74.40 | 10,714 | --- | --- | --- | --- | --- | --- | --- | --- | 1,190.40 | 10,714 |
| Comp 185 CFM Diesel | 9 | EA | 0.125 | 8.000 | --- | --- | --- | 27.29 | 1,965 | --- | --- | --- | --- | --- | --- | 218.29 | 1,965 |
| **8HR Testing** | **9** | **EA** | **0.063** | **16.000** | **144** | **74.40** | **10,714** | **218.29** | **1,965** | **---** | **---** | **---** | **---** | **---** | **---** | **1,408.69** | **12,678** |
| **Pipe Testing** | **118** | **EA** | **0.819** | **1.220** | **144** | **74.40** | **10,714** | **16.65** | **1,965** | **---** | **---** | **---** | **---** | **---** | **---** | **107.44** | **12,678** |
| **Install Process Piping** | **1** | **LS** | **---** | **---** | **4,944** | **75.64** | **373,976** | **---** | **130,930** | **---** | **---** | **---** | **---** | **---** | **---** | **---** | **504,906** |
| **15 - Mechanical Process** | **1** | **LS** | **---** | **---** | **4,944** | **75.64** | **373,976** | **---** | **130,930** | **---** | **20,850** | **---** | **1,251,036** | **---** | **50,000** | **---** | **1,826,792** |
| **AGS Basins** | **1** | **LS** | **---** | **---** | **24,178** | **75.84** | **1,833,523** | **---** | **755,103** | **---** | **88,800** | **---** | **15,329,882** | **---** | **7,684,543** | **---** | **25,691,851** |

**S35.PC AGS Basins 1 LS**

# Item Analysis Sheet

Proprietary and Confidential

**S36 AGS Blowers 1 LS**

| No. | Quantity | UOM | Units Per Hour | ManHrs Per Unit | Labor | | | Equipment | | Services / Tools / Supplies | | Perm. Material | | SubContract | | Total Price | |
|---|---|---|---|---|---|---|---|---|---|---|---|---|---|---|---|---|---|
| | | | | | Hours | $ / Hr | Total | $ / Hr | Total | $ / Unit | Total | $ / Unit | Total | $ / Unit | Total | Unit | Total |
| **03 - Concrete** | **103** | **CY** | | | | | | | | | | | | | | | |
| **Slab on Grade - Blower** | **90** | **CY** | | | | | | | | | | | | | | | |
| **Slab Prep - EW Included by Burgess Site Work** | **1** | **LS** | | | | | | | | | | | | | | | |
| **Materials** | **1** | **LS** | | | | | | | | | | | | | | | |
| *ASTM #57 STONE (1-1/2 IN)* | *61* | *TN* | | | | | | | | | | *2ABASTM5* | | | | | |
| Vapor Barrier - 10mil | 1,936 | SF | --- | --- | --- | --- | --- | --- | --- | --- | --- | 0.450000 | 1,045 | --- | --- | 0.540000 | 1,045 |
| #30 Felt Roofing Bond Breaker | 681 | SF | --- | --- | --- | --- | --- | --- | --- | --- | --- | 0.320000 | 218 | --- | --- | 0.320000 | 218 |
| **Materials** | **1** | **LS** | --- | --- | --- | --- | --- | --- | --- | --- | --- | --- | **1,263** | --- | --- | --- | **1,263** |
| **Labor** | **1** | **LS** | | | | | | | | | | | | | | | |
| Install Vapor Barrier | 1,936 | SF | 150.000 | 0.007 | 13 | LAB3 49.6 7 | 641 | --- | --- | --- | --- | --- | --- | --- | --- | 0.331111 | 641 |
| Prep Joint for Caulking SUB | 94 | LF | 10.000 | 0.100 | 9 | LAC 39.0 0 | 367 | --- | --- | --- | --- | --- | --- | --- | --- | 3.90 | 367 |
| **Labor** | **1** | **LS** | --- | --- | **22** | **45.17** | **1,008** | --- | --- | --- | --- | --- | --- | --- | --- | --- | **1,008** |
| **Slab Prep - EW Included by Burgess Site Work** | **1** | **LS** | --- | --- | **22** | **45.17** | **1,008** | --- | --- | --- | --- | --- | **1,263** | --- | --- | --- | **2,271** |
| **Formwork** | **1** | **LS** | | | | | | | | | | | | | | | |
| **Materials** | **1** | **LS** | | | | | | | | | | | | | | | |
| Slab Edge | 580 | SF | --- | --- | --- | --- | --- | --- | --- | 3.21 | 1,862 | --- | --- | --- | --- | 3.21 | 1,862 |
| FORM LUMBER;2X4-10 | 580 | LF | --- | --- | --- | --- | --- | --- | --- | 2.14 | 1,241 | --- | --- | --- | --- | 2.14 | 1,241 |
| FORM OIL | 580 | SF | --- | --- | --- | --- | --- | --- | --- | 0.270000 | 157 | --- | --- | --- | --- | 0.270000 | 157 |
| **Materials** | **1** | **LS** | --- | --- | --- | --- | --- | --- | --- | --- | **3,260** | --- | --- | --- | --- | --- | **3,260** |
| **Labor** | **1** | **LS** | | | | | | | | | | | | | | | |
| Form / Strip Slab Edge | 580 | SF | 3.500 | 0.286 | 166 | CARP 66.6 0 | 11,037 | --- | --- | --- | --- | --- | --- | --- | --- | 19.03 | 11,037 |

**S36 AGS Blowers 1 LS**

# Item Analysis Sheet

Proprietary and Confidential

**S36 AGS Blowers 1 LS**

| No. | Quantity | UOM | Units Per Hour | ManHrs Per Unit | Labor | | | Equipment | | Services / Tools / Supplies | | Perm. Material | | SubContract | | Total Price | |
|---|---|---|---|---|---|---|---|---|---|---|---|---|---|---|---|---|---|
| | | | | | Hours | $ / Hr | Total | $ / Hr | Total | $ / Unit | Total | $ / Unit | Total | $ / Unit | Total | Unit | Total |
| Formwork Insert Anchor Install | 52 | EA | 3.000 | 0.333 | 17 | CARPE 66.60 | 1,154 | --- | --- | --- | --- | --- | --- | --- | --- | 22.20 | 1,154 |
| **Labor** | **1** | **LS** | --- | --- | **183** | **66.60** | **12,191** | --- | --- | --- | --- | --- | --- | --- | --- | --- | **12,191** |
| **Equipment** | **1** | **LS** | | | | | | | | | | | | | | | |
| 185 CFM COMPRESSOR | 0.25 | MO | 1.000 | 1.000 | --- | --- | --- | 27.29 | 1,180 | --- | --- | --- | --- | --- | --- | 4,720.53 | 1,180 |
| Forklift, RT 10,000# Reach-O | 0.25 | MO | 1.000 | 1.000 | 43 | OPLF 74.00 | 3,207 | 68.12 | 2,946 | --- | --- | --- | --- | --- | --- | 24,610.57 | 6,153 |
| **Equipment** | **1** | **LS** | --- | --- | **43** | **74.00** | **3,207** | --- | **4,126** | --- | --- | --- | --- | --- | --- | --- | **7,333** |
| **Formwork** | **1** | **LS** | --- | --- | **226** | **68.02** | **15,398** | --- | **4,126** | --- | **3,260** | --- | --- | --- | --- | --- | **22,783** |
| **Place & Finish** | **90** | **CY** | | | | | | | | | | | | | | | |
| *Slab Concrete* | *66* | *CY* | | | | | | | | | | | | | | | |
| *Piers* | *24* | *CY* | | | | | | | | | | | | | | | |
| **Materials** | **90** | **CY** | | | | | | | | | | | | | | | |
| CLASS I 3000 PSI READYMIX | 90 | CY | --- | --- | --- | --- | --- | --- | --- | --- | --- | 189.39 | 18,750 | --- | --- | 208.33 | 18,750 |
| ADD - WATER REDUCER | 90 | CY | --- | --- | --- | --- | --- | --- | --- | --- | --- | 3.21 | 318 | --- | --- | 3.53 | 318 |
| SURCHARGE - ENVIRONMENT | 90 | CY | --- | --- | --- | --- | --- | --- | --- | --- | --- | 1.61 | 159 | --- | --- | 1.77 | 159 |
| SURCHARGE - FUEL | 90 | CY | --- | --- | --- | --- | --- | --- | --- | --- | --- | 6.42 | 636 | --- | --- | 7.06 | 636 |
| CURING COMPOUND (SF) | 1,936 | SF | --- | --- | --- | --- | --- | --- | --- | 0.110000 | 213 | --- | --- | --- | --- | 0.110000 | 213 |
| **Materials** | **90** | **CY** | --- | --- | --- | --- | --- | --- | --- | **2.37** | **213** | **220.69** | **19,862** | --- | --- | **223.06** | **20,075** |
| **Labor** | **90** | **CY** | | | | | | | | | | | | | | | |
| P/F/C SLAB | 90 | CY | 1.000 | 1.000 | 90 | CORMEN 59.67 | 5,370 | --- | --- | --- | --- | --- | --- | --- | --- | 59.67 | 5,370 |
| **Labor** | **90** | **CY** | **1.000** | **1.000** | **90** | **59.67** | **5,370** | --- | --- | --- | --- | --- | --- | --- | --- | **59.67** | **5,370** |
| **Equipment** | **90** | **CY** | | | | | | | | | | | | | | | |
| CONC. PUMP SUB PUMPING | 12 | HR | --- | --- | --- | --- | --- | --- | --- | --- | --- | --- | --- | 229.00 | 2,748 | 229.00 | 2,748 |

**S36 AGS Blowers 1 LS**

# Item Analysis Sheet

Proprietary and Confidential

**S36 AGS Blowers 1 LS**

| No. | Quantity | UOM | Units Per Hour | ManHrs Per Unit | Labor | | | Equipment | | Services / Tools / Supplies | | Perm. Material | | SubContract | | Total Price | |
|---|---|---|---|---|---|---|---|---|---|---|---|---|---|---|---|---|---|
| | | | | | Hours | $ / Hr | Total | $ / Hr | Total | $ / Unit | Total | $ / Unit | Total | $ / Unit | Total | Unit | Total |
| CONC. PUMP SUB CONC | 90 | CY | --- | --- | --- | --- | --- | --- | --- | --- | --- | --- | --- | 3.30 | 297 | 3.30 | 297 |
| **Equipment** | **90** | **CY** | **---** | **---** | **---** | **---** | **---** | **---** | **---** | **---** | **---** | **---** | **---** | **33.83** | **3,045** | **33.83** | **3,045** |
| **Place & Finish** | **90** | **CY** | **1.000** | **1.000** | **90** | **59.67** | **5,370** | **---** | **---** | **2.37** | **213** | **220.69** | **19,862** | **33.83** | **3,045** | **316.56** | **28,490** |
| **Slab on Grade - Blower** | **90** | **CY** | **0.266** | **3.763** | **339** | **64.29** | **21,775** | **45.85** | **4,126** | **38.58** | **3,473** | **234.73** | **21,126** | **33.83** | **3,045** | **594.94** | **53,545** |
| **Equipment Pads on Slab - Blowers** | **13** | **CY** | | | | | | | | | | | | | | | |
| **Slab Prep** | **413** | **SF** | | | | | | | | | | | | | | | |
| *Blower Pads* | *413* | *SF* | | | | | | | | | | | | | | | |
| **Labor** | **413** | **SF** | | | | | | | | | | | | | | | |
| Roughen Slab Area | 413 | SF | 20.000 | 0.050 | 21 | LAB3 49.67 | 1,026 | --- | --- | --- | --- | --- | --- | --- | --- | 2.48 | 1,026 |
| **Labor** | **413** | **SF** | **20.000** | **0.050** | **21** | **49.67** | **1,026** | **---** | **---** | **---** | **---** | **---** | **---** | **---** | **---** | **2.48** | **1,026** |
| **Slab Prep** | **413** | **SF** | **20.000** | **0.050** | **21** | **49.67** | **1,026** | **---** | **---** | **---** | **---** | **---** | **---** | **---** | **---** | **2.48** | **1,026** |
| **Formwork** | **1** | **LS** | | | | | | | | | | | | | | | |
| **Materials** | **1** | **LS** | | | | | | | | | | | | | | | |
| Pad Edges | 153 | SF | --- | --- | --- | --- | --- | --- | --- | 3.21 | 491 | --- | --- | --- | --- | 3.21 | 491 |
| FORM LUMBER;2X4-10 | 153 | LF | --- | --- | --- | --- | --- | --- | --- | 2.14 | 327 | --- | --- | --- | --- | 2.14 | 327 |
| FORM OIL | 153 | SF | --- | --- | --- | --- | --- | --- | --- | 0.270000 | 41 | --- | --- | --- | --- | 0.270000 | 41 |
| **Materials** | **1** | **LS** | **---** | **---** | **---** | **---** | **---** | **---** | **---** | **---** | **860** | **---** | **---** | **---** | **---** | **---** | **860** |
| **Labor** | **1** | **LS** | | | | | | | | | | | | | | | |
| Form / Strip Slab Edge | 153 | SF | 3.500 | 0.286 | 44 | CARP: 74.32 | 3,249 | --- | --- | --- | --- | --- | --- | --- | --- | 21.24 | 3,249 |
| Install/Set Grout @ Plates | 5 | EA | 2.000 | 0.500 | 3 | COMEN 59.67 | 149 | --- | --- | --- | --- | --- | --- | --- | --- | 29.83 | 149 |
| Install/Set Anchor Bolts | 20 | EA | 2.000 | 0.500 | 10 | LAC 39.00 | 390 | --- | --- | --- | --- | --- | --- | --- | --- | 19.50 | 390 |
| Install/Set STS | 1 | LS | --- | --- | --- | --- | --- | --- | --- | 250.00 | 250 | --- | --- | --- | --- | --- | 250 |
| **Labor** | **1** | **LS** | **---** | **---** | **56** | **67.40** | **3,789** | **---** | **---** | **---** | **250** | **---** | **---** | **---** | **---** | **---** | **4,039** |

**S36 AGS Blowers 1 LS**

# Item Analysis Sheet

Proprietary and Confidential

**S36 AGS Blowers 1 LS**

| No. | Quantity | UOM | Units Per Hour | ManHrs Per Unit | Labor | | | Equipment | | Services / Tools / Supplies | | Perm. Material | | SubContract | | Total Price | |
|---|---|---|---|---|---|---|---|---|---|---|---|---|---|---|---|---|---|
| | | | | | Hours | $ / Hr | Total | $ / Hr | Total | $ / Unit | Total | $ / Unit | Total | $ / Unit | Total | Unit | Total |
| **Equipment** | **1** | **LS** | | | | | | | | | | | | | | | |
| 185 CFM COMPRESSOR | 1 | MO | 1.000 | 1.000 | --- | --- | --- | 27.29 | 4,721 | --- | --- | --- | --- | --- | --- | 4,720.53 | 4,721 |
| Forklift, RT 10,000# Reach-O | 1 | MO | 1.000 | 1.000 | 173 | OPLF 74.00 | 12,827 | 68.12 | 11,784 | --- | --- | --- | --- | --- | --- | 24,610.57 | 24,611 |
| **Equipment** | **1** | **LS** | **---** | **---** | **173** | **74.00** | **12,827** | **---** | **16,504** | **---** | **---** | **---** | **---** | **---** | **---** | **---** | **29,331** |
| **Formwork** | **1** | **LS** | **---** | **---** | **230** | **72.38** | **16,615** | **---** | **16,504** | **---** | **1,110** | **---** | **---** | **---** | **---** | **---** | **34,230** |
| **Place & Finish** | **13** | **CY** | | | | | | | | | | | | | | | |
| *Pump Pads* | *13* | *CY* | | | | | | | | | | | | | | | |
| **Materials** | **13** | **CY** | | | | | | | | | | | | | | | |
| CLASS I 3000 PSI READYMIX | 13 | CY | --- | --- | --- | --- | --- | --- | --- | --- | --- | 189.39 | 2,708 | --- | --- | 208.33 | 2,708 |
| ADD - WATER REDUCER | 13 | CY | --- | --- | --- | --- | --- | --- | --- | --- | --- | 3.21 | 46 | --- | --- | 3.53 | 46 |
| SURCHARGE - ENVIRONMENT | 13 | CY | --- | --- | --- | --- | --- | --- | --- | --- | --- | 1.61 | 23 | --- | --- | 1.77 | 23 |
| SURCHARGE - FUEL | 13 | CY | --- | --- | --- | --- | --- | --- | --- | --- | --- | 6.42 | 92 | --- | --- | 7.06 | 92 |
| CURING COMPOUND (SF) | 153 | SF | --- | --- | --- | --- | --- | --- | --- | 0.110000 | 17 | --- | --- | --- | --- | 0.110000 | 17 |
| **Materials** | **13** | **CY** | **---** | **---** | **---** | **---** | **---** | **---** | **---** | **1.29** | **17** | **220.69** | **2,869** | **---** | **---** | **221.99** | **2,886** |
| **Labor** | **13** | **CY** | | | | | | | | | | | | | | | |
| Place Pads on Slab | 13 | CY | 1.000 | 1.000 | 13 | COMEN 59.67 | 776 | --- | --- | --- | --- | --- | --- | --- | --- | 59.67 | 776 |
| Finish Pads on Slab | 153 | SF | 60.000 | 0.017 | 3 | COMEN 59.67 | 152 | --- | --- | --- | --- | --- | --- | --- | --- | 0.994444 | 152 |
| Cure Pads on Slab | 153 | SF | 700.000 | 0.001 | --- | COMEN 59.67 | 13 | --- | --- | --- | --- | --- | --- | --- | --- | 0.085238 | 13 |
| **Labor** | **13** | **CY** | **0.824** | **1.213** | **16** | **59.67** | **941** | **---** | **---** | **---** | **---** | **---** | **---** | **---** | **---** | **72.37** | **941** |
| **Equipment** | **13** | **CY** | | | | | | | | | | | | | | | |
| CONC. PUMP SUB PUMPING | 12 | HR | --- | --- | --- | --- | --- | --- | --- | --- | --- | --- | --- | 229.00 | 2,748 | 229.00 | 2,748 |
| CONC. PUMP SUB CONC | 13 | CY | --- | --- | --- | --- | --- | --- | --- | --- | --- | --- | --- | 3.30 | 43 | 3.30 | 43 |
| MISC EQUIP. < $15/HR | 1 | DAY | 0.125 | 8.000 | --- | --- | --- | 17.55 | 140 | --- | --- | --- | --- | --- | --- | 140.40 | 140 |

**S36 AGS Blowers 1 LS**

# Item Analysis Sheet

Proprietary and Confidential

**S36 AGS Blowers 1 LS**

| No. | Quantity | UOM | Units Per Hour | ManHrs Per Unit | Labor | | | Equipment | | Services / Tools / Supplies | | Perm. Material | | SubContract | | Total Price | |
|---|---|---|---|---|---|---|---|---|---|---|---|---|---|---|---|---|---|
| | | | | | Hours | $ / Hr | Total | $ / Hr | Total | $ / Unit | Total | $ / Unit | Total | $ / Unit | Total | Unit | Total |
| **Equipment** | **13** | **CY** | **---** | **---** | **---** | **---** | **---** | **10.80** | **140** | **---** | **---** | **---** | **---** | **214.68** | **2,791** | **225.48** | **2,931** |
| **Place & Finish** | **13** | **CY** | **0.824** | **1.213** | **16** | **59.67** | **941** | **10.80** | **140** | **1.29** | **17** | **220.69** | **2,869** | **214.68** | **2,791** | **519.85** | **6,758** |
| **Equipment Pads on Slab - Blowers** | **13** | **CY** | **0.049** | **20.459** | **266** | **69.87** | **18,582** | **1,280.37** | **16,645** | **86.67** | **1,127** | **220.69** | **2,869** | **214.68** | **2,791** | **3,231.78** | **42,013** |
| **03000 - Reinforcing Steel** | **103** | **CY** | | | | | | | | | | | | | | | |
| *Assumed Rebar at 175# / CY* | | | | | | | | | | | | | | | | | |
| 175 Furnish Reinforcing Steel | 18,025 | LB | --- | --- | --- | --- | --- | --- | --- | --- | --- | 0.855000 | 15,411 | --- | --- | 0.855000 | 15,411 |
| 175 Install Reinforcing Steel | 18,025 | LB | --- | --- | --- | --- | --- | --- | --- | --- | --- | --- | --- | 0.692000 | 12,473 | 0.692000 | 12,473 |
| **03000 - Reinforcing Steel** | **103** | **CY** | **---** | **---** | **---** | **---** | **---** | **---** | **---** | **---** | **---** | **149.63** | **15,411** | **121.10** | **12,473** | **270.72** | **27,885** |
| **03 - Concrete** | **103** | **CY** | **0.170** | **5.870** | **605** | **66.74** | **40,357** | **201.66** | **20,771** | **44.65** | **4,599** | **382.58** | **39,406** | **177.76** | **18,309** | **1,198.47** | **123,443** |
| **05 - Metals** | **1** | **LS** | | | | | | | | | | | | | | | |
| **Custom Pipe Supports** | **1** | **LS** | | | | | | | | | | | | | | | |
| Furnish SS Angle Bracket Pipe Supports | 9 | EA | --- | --- | --- | --- | --- | --- | --- | --- | --- | --- | --- | 5,000.00 | 45,000 | 5,000.00 | 45,000 |
| Anchor Bolts | 36 | EA | --- | --- | --- | --- | --- | --- | --- | --- | --- | 11.00 | 396 | --- | --- | 11.00 | 396 |
| Drill & Epoxy Anchors | 36 | EA | 8.000 | 0.125 | 5 | MECH 74.40 | 335 | --- | --- | --- | --- | --- | --- | --- | --- | 9.30 | 335 |
| Install Pipe Supports | 9 | EA | 0.125 | 8.000 | 72 | MECH 74.40 | 5,357 | --- | --- | --- | --- | --- | --- | --- | --- | 595.20 | 5,357 |
| 40FT MANLIFT | 9 | EA | 0.125 | 8.000 | --- | --- | --- | 29.03 | 2,090 | --- | --- | --- | --- | --- | --- | 232.20 | 2,090 |
| **Custom Pipe Supports** | **1** | **LS** | **---** | **---** | **77** | **74.40** | **5,692** | **---** | **2,090** | **---** | **---** | **---** | **396** | **---** | **45,000** | **---** | **53,177** |
| **05 - Metals** | **1** | **LS** | **---** | **---** | **77** | **74.40** | **5,692** | **---** | **2,090** | **---** | **---** | **---** | **396** | **---** | **45,000** | **---** | **53,177** |
| **09 - Finishes** | **1** | **LS** | | | | | | | | | | | | | | | |

**S36 AGS Blowers 1 LS**

# Item Analysis Sheet

Proprietary and Confidential

**S36 AGS Blowers 1 LS**

| No. | Quantity | UOM | Units Per Hour | ManHrs Per Unit | Labor | | | Equipment | | Services / Tools / Supplies | | Perm. Material | | SubContract | | Total Price | |
|---|---|---|---|---|---|---|---|---|---|---|---|---|---|---|---|---|---|
| | | | | | Hours | $ / Hr | Total | $ / Hr | Total | $ / Unit | Total | $ / Unit | Total | $ / Unit | Total | Unit | Total |
| **Paint** | **1** | **LS** | | | | | | | | | | | | | | | |
| Amherst | 1 | LS | --- | --- | --- | --- | --- | --- | --- | --- | --- | --- | --- | 50,000.00 | 50,000 | --- | 50,000 |
| **Paint** | **1** | **LS** | --- | --- | --- | --- | --- | --- | --- | --- | --- | --- | --- | --- | **50,000** | --- | **50,000** |
| **09 - Finishes** | **1** | **LS** | --- | --- | --- | --- | --- | --- | --- | --- | --- | --- | --- | --- | **50,000** | --- | **50,000** |
| **11 - Equipment** | **1** | **LS** | | | | | | | | | | | | | | | |
| **Install Equipment** | **1** | **LS** | | | | | | | | | | | | | | | |
| FOREMAN-PIPEWORK | 128 | HR | 1.000 | 1.000 | 128 | XFMF 95.00 | 12,160 | --- | --- | --- | --- | --- | --- | --- | --- | 95.00 | 12,160 |
| Install Blowers | 4 | EA | 0.008 | 120.000 | 480 | MECH 74.40 | 35,712 | --- | --- | --- | --- | --- | --- | --- | --- | 8,928.00 | 35,712 |
| Forklift, RT 10,000# Reach-O | 4 | EA | 0.250 | 4.000 | 16 | OPLF 74.00 | 1,184 | 68.12 | 1,090 | --- | --- | --- | --- | --- | --- | 568.46 | 2,274 |
| **Install Equipment** | **1** | **LS** | --- | --- | **624** | **78.62** | **49,056** | --- | **1,090** | --- | --- | --- | --- | --- | --- | --- | **50,146** |
| **11 - Equipment** | **1** | **LS** | --- | --- | **624** | **78.62** | **49,056** | --- | **1,090** | --- | --- | --- | --- | --- | --- | --- | **50,146** |
| **13 - Special Construction** | **1** | **LS** | | | | | | | | | | | | | | | |
| **PEMB Canopy** | **1** | **LS** | | | | | | | | | | | | | | | |
| Lefever | 1 | LS | --- | --- | --- | --- | --- | --- | --- | --- | --- | --- | --- | 225,473.00 | 225,473 | --- | 225,473 |
| **PEMB Canopy** | **1** | **LS** | --- | --- | --- | --- | --- | --- | --- | --- | --- | --- | --- | --- | **225,473** | --- | **225,473** |
| **13 - Special Construction** | **1** | **LS** | --- | --- | --- | --- | --- | --- | --- | --- | --- | --- | --- | --- | **225,473** | --- | **225,473** |
| **15 - Mechanical Process** | **1** | **LS** | | | | | | | | | | | | | | | |
| **Purchase Pipe Materials** | **1** | **LS** | | | | | | | | | | | | | | | |
| *Ferguson* | | | | | | | | | | | | | | | | | |
| *Core and Main* | | | | | | | | | | | | | | | | | |
| *Harrington* | | | | | | | | | | | | | | | | | |

**S36 AGS Blowers 1 LS**

# Item Analysis Sheet

Proprietary and Confidential

**S36 AGS Blowers 1 LS**

| No. | Quantity | UOM | Units Per Hour | ManHrs Per Unit | Labor | | | Equipment | | Services / Tools / Supplies | | Perm. Material | | SubContract | | Total Price | |
|---|---|---|---|---|---|---|---|---|---|---|---|---|---|---|---|---|---|
| | | | | | Hours | $ / Hr | Total | $ / Hr | Total | $ / Unit | Total | $ / Unit | Total | $ / Unit | Total | Unit | Total |
| Above Grade Pipe Materials Stainless Steel Package | 1 | LS | --- | --- | --- | --- | --- | --- | --- | --- | --- | 389,150.00 | 389,150 | --- | --- | --- | 389,150 |
| Above Grade Pipe Materials Stainless Stel Pipe Accessories | 1 | LS | --- | --- | --- | --- | --- | --- | --- | --- | --- | 196,934.29 | 196,934 | --- | --- | --- | 196,934 |
| *(for complete exposed pipe scope):* | | | | | | | | | | | | | | | | | |
| STS - Installation (Exposed) | 1 | LS | --- | --- | --- | --- | --- | --- | --- | 2,500.00 | 2,500 | --- | --- | --- | --- | --- | 2,500 |
| STS - Rigging (Exposed) | 1 | LS | --- | --- | --- | --- | --- | --- | --- | 1,500.00 | 1,500 | --- | --- | --- | --- | --- | 1,500 |
| STS - Testing (Exposed) | 1 | LS | --- | --- | --- | --- | --- | --- | --- | 1,500.00 | 1,500 | --- | --- | --- | --- | --- | 1,500 |
| Unknown Pipe Support Adj. | 1 | LS | --- | --- | --- | --- | --- | --- | --- | 5,000.00 | 5,000 | --- | --- | --- | --- | --- | 5,000 |
| Pipe Labeling (#30) | 1 | LS | --- | --- | --- | --- | --- | --- | --- | 5,000.00 | 5,000 | --- | --- | --- | --- | --- | 5,000 |
| Pipe Support Design | 1 | LS | --- | --- | --- | --- | --- | --- | --- | --- | --- | --- | --- | 25,000.00 | 25,000 | --- | 25,000 |
| Pipe Expansion Design | 1 | LS | --- | --- | --- | --- | --- | --- | --- | --- | --- | --- | --- | 25,000.00 | 25,000 | --- | 25,000 |
| *PIPE SUPPORTS GROUTING* | | | | | | | | | | | | | | | | | |
| *Non-Shrink Grout @ 0.3 CF/ EA SUPP* | | | | | | | | | | | | | | | | | |
| Non-Shrink Grout | 200 | CF | --- | --- | --- | --- | --- | --- | --- | 26.75 | 5,350 | --- | --- | --- | --- | 26.75 | 5,350 |
| **Purchase Pipe Materials** | **1** | **LS** | **---** | **---** | **---** | **---** | **---** | **---** | **---** | **---** | **20,850** | **---** | **586,084** | **---** | **50,000** | **---** | **656,934** |
| **Install Process Piping** | **1** | **LS** | | | | | | | | | | | | | | | |
| **Load & Unload Piping** | **1** | **LS** | | | | | | | | | | | | | | | |
| *Unload & Store Pipe Materials (for complete pipe scope)* | | | | | | | | | | | | | | | | | |
| Forklift, RT 10,000# Reach | 120 | HR | 1.000 | 1.000 | 120 | OPLF 74.00 | 8,880 | 68.12 | 8,174 | --- | --- | --- | --- | --- | --- | 142.12 | 17,054 |
| Laborer Journeyman - Group 1 | 120 | HR | 0.500 | 2.000 | 240 | LAB3 49.67 | 11,920 | --- | --- | --- | --- | --- | --- | --- | --- | 99.33 | 11,920 |
| **Load & Unload Piping** | **1** | **LS** | **---** | **---** | **360** | **57.78** | **20,800** | **---** | **8,174** | **---** | **---** | **---** | **---** | **---** | **---** | **---** | **28,974** |
| **Pipe Installation Labor** | **1** | **LS** | | | | | | | | | | | | | | | |
| Pipe Foreman | 136 | MHR | 1.000 | 1.000 | 136 | XFMF 95.00 | 12,920 | --- | --- | --- | --- | --- | --- | --- | --- | 95.00 | 12,920 |

**S36 AGS Blowers 1 LS**

# Item Analysis Sheet

Proprietary and Confidential

**S36 AGS Blowers 1 LS**

| No. | Quantity | UOM | Units Per Hour | ManHrs Per Unit | Labor | | | Equipment | | Services / Tools / Supplies | | Perm. Material | | SubContract | | Total Price | |
|---|---|---|---|---|---|---|---|---|---|---|---|---|---|---|---|---|---|
| | | | | | Hours | $ / Hr | Total | $ / Hr | Total | $ / Unit | Total | $ / Unit | Total | $ / Unit | Total | Unit | Total |
| Direct Manhours | 680 | MHR | 1.000 | 1.000 | 680 | MECH 74.40 | 50,592 | --- | --- | --- | --- | --- | --- | --- | --- | 74.40 | 50,592 |
| **Pipe Installation Labor** | **1** | **LS** | **---** | **---** | **816** | **77.83** | **63,512** | **---** | **---** | **---** | **---** | **---** | **---** | **---** | **---** | **---** | **63,512** |
| **Equipment** | **1** | **LS** | | | | | | | | | | | | | | | |
| Forklift, RT 10,000# Reach | 136 | HR | 1.000 | 1.000 | 136 | OPLF 74.00 | 10,064 | 68.12 | 9,264 | --- | --- | --- | --- | --- | --- | 142.12 | 19,328 |
| **Equipment** | **1** | **LS** | **---** | **---** | **136** | **74.00** | **10,064** | **---** | **9,264** | **---** | **---** | **---** | **---** | **---** | **---** | **---** | **19,328** |
| **Pipe Testing** | **118** | **EA** | | | | | | | | | | | | | | | |
| **8HR Testing** | **4** | **EA** | | | | | | | | | | | | | | | |
| Test Pipe Crew - 8hr | 4 | EA | 0.063 | 16.000 | 64 | MECH 74.40 | 4,762 | --- | --- | --- | --- | --- | --- | --- | --- | 1,190.40 | 4,762 |
| Comp 185 CFM Diesel | 4 | EA | 0.125 | 8.000 | --- | --- | --- | 27.29 | 873 | --- | --- | --- | --- | --- | --- | 218.29 | 873 |
| **8HR Testing** | **4** | **EA** | **0.063** | **16.000** | **64** | **74.40** | **4,762** | **218.29** | **873** | **---** | **---** | **---** | **---** | **---** | **---** | **1,408.69** | **5,635** |
| **Pipe Testing** | **118** | **EA** | **1.844** | **0.542** | **64** | **74.40** | **4,762** | **7.40** | **873** | **---** | **---** | **---** | **---** | **---** | **---** | **47.75** | **5,635** |
| **Install Process Piping** | **1** | **LS** | **---** | **---** | **1,376** | **72.05** | **99,138** | **---** | **18,311** | **---** | **---** | **---** | **---** | **---** | **---** | **---** | **117,448** |
| **15 - Mechanical Process** | **1** | **LS** | **---** | **---** | **1,376** | **72.05** | **99,138** | **---** | **18,311** | **---** | **20,850** | **---** | **586,084** | **---** | **50,000** | **---** | **774,383** |
| **AGS Blowers** | **1** | **LS** | **---** | **---** | **2,681** | **72.45** | **194,242** | **---** | **42,261** | **---** | **25,449** | **---** | **625,886** | **---** | **388,782** | **---** | **1,276,621** |

**S36 AGS Blowers 1 LS**

# Item Analysis Sheet

Proprietary and Confidential

**S90 Generator Pad 1 LS**

| No. | Quantity | UOM | Units Per Hour | ManHrs Per Unit | Labor | | | Equipment | | Services / Tools / Supplies | | Perm. Material | | SubContract | | Total Price | |
|---|---|---|---|---|---|---|---|---|---|---|---|---|---|---|---|---|---|
| | | | | | Hours | $ / Hr | Total | $ / Hr | Total | $ / Unit | Total | $ / Unit | Total | $ / Unit | Total | Unit | Total |
| **03 - Concrete** | **69** | **CY** | | | | | | | | | | | | | | | |
| **03000 - Slab on Grade** | **69** | **CY** | | | | | | | | | | | | | | | |
| **Slab Prep - EW Included by Burgess Site Work** | **1** | **LS** | | | | | | | | | | | | | | | |
| **Materials** | **1** | **LS** | | | | | | | | | | | | | | | |
| Vapor Barrier - 10mil | 1,515 | SF | --- | --- | --- | --- | --- | --- | --- | --- | --- | 0.450000 | 818 | --- | --- | 0.540000 | 818 |
| Termite Control | 1,515 | SF | --- | --- | --- | --- | --- | --- | --- | --- | --- | --- | --- | 0.250000 | 379 | 0.250000 | 379 |
| **Materials** | **1** | **LS** | --- | --- | --- | --- | --- | --- | --- | --- | --- | --- | **818** | --- | **379** | --- | **1,197** |
| **Labor** | **1** | **LS** | | | | | | | | | | | | | | | |
| *Excavate Thickened Slab Labor* | *69* | *BCY* | *0.500* | | | *LAG* | | | | | | | | | | | |
| *Fine Grade Footings* | *230* | *LF* | *4.000* | | | *LAG* | | | | | | | | | | | |
| *Fine Grade Slab Area* | *1,515* | *SF* | *100.000* | | | *LASURV* | | | | | | | | | | | |
| Install Vapor Barrier | 1,515 | SF | 150.000 | 0.007 | 10 | LAB3 49.6 7 | 502 | --- | --- | --- | --- | --- | --- | --- | --- | 0.331111 | 502 |
| Prep Joint for Caulking SUB | 38 | LF | 10.000 | 0.100 | 4 | LAC 39.0 0 | 148 | --- | --- | --- | --- | --- | --- | --- | --- | 3.90 | 148 |
| **Labor** | **1** | **LS** | --- | --- | **14** | **46.75** | **650** | --- | --- | --- | --- | --- | --- | --- | --- | --- | **650** |
| **Slab Prep - EW Included by Burgess Site Work** | **1** | **LS** | --- | --- | **14** | **46.75** | **650** | --- | --- | --- | --- | --- | **818** | --- | **379** | --- | **1,847** |
| **Formwork** | **1** | **LS** | | | | | | | | | | | | | | | |
| **Materials** | **1** | **LS** | | | | | | | | | | | | | | | |
| Slab Edge + Thickened | 632 | SF | --- | --- | --- | --- | --- | --- | --- | 3.21 | 2,029 | --- | --- | --- | --- | 3.21 | 2,029 |
| FORM LUMBER;2X4-10 | 632 | LF | --- | --- | --- | --- | --- | --- | --- | 2.14 | 1,352 | --- | --- | --- | --- | 2.14 | 1,352 |
| FORM OIL | 632 | SF | --- | --- | --- | --- | --- | --- | --- | 0.270000 | 171 | --- | --- | --- | --- | 0.270000 | 171 |
| Formwork Insert Anchor Purchase | 44 | EA | --- | --- | --- | --- | --- | --- | --- | 25.00 | 1,100 | --- | --- | --- | --- | 25.00 | 1,100 |

**S90 Generator Pad 1 LS**

# Item Analysis Sheet

Proprietary and Confidential

**S90 Generator Pad 1 LS**

| No. | Quantity | UOM | Units Per Hour | ManHrs Per Unit | Labor | | | Equipment | | Services / Tools / Supplies | | Perm. Material | | SubContract | | Total Price | |
|---|---|---|---|---|---|---|---|---|---|---|---|---|---|---|---|---|---|
| | | | | | Hours | $ / Hr | Total | $ / Hr | Total | $ / Unit | Total | $ / Unit | Total | $ / Unit | Total | Unit | Total |
| *3/4" dia headed type anchor bolts w/ 9" embed* | | | | | | | | | | | | | | | | | |
| **Materials** | **1** | **LS** | --- | --- | --- | --- | --- | --- | --- | --- | **4,652** | --- | --- | --- | --- | --- | **4,652** |
| **Labor** | **1** | **LS** | | | | | | | | | | | | | | | |
| Form / Strip Slab Edge | 632 | SF | 3.500 | 0.286 | 181 | CARPI 66.60 | 12,026 | --- | --- | --- | --- | --- | --- | --- | --- | 19.03 | 12,026 |
| Formwork Insert Anchor Install | 44 | EA | 3.000 | 0.333 | 15 | CARPI 66.60 | 977 | --- | --- | --- | --- | --- | --- | --- | --- | 22.20 | 977 |
| *3/4" dia headed type anchor bolts w/ 9" embed* | | | | | | | | | | | | | | | | | |
| Install Smooth Dowels | 48 | EA | 5.000 | 0.200 | 10 | CARPI 66.60 | 639 | --- | --- | --- | --- | --- | --- | --- | --- | 13.32 | 639 |
| **Labor** | **1** | **LS** | --- | --- | **205** | **66.60** | **13,642** | --- | --- | --- | --- | --- | --- | --- | --- | --- | **13,642** |
| **Equipment** | **1** | **LS** | | | | | | | | | | | | | | | |
| 185 CFM COMPRESSOR | 0.25 | MO | 1.000 | 1.000 | --- | --- | --- | 27.29 | 1,180 | --- | --- | --- | --- | --- | --- | 4,720.53 | 1,180 |
| Forklift, RT 10,000# Reach-O | 0.25 | MO | 1.000 | 1.000 | 43 | OPLF 74.00 | 3,207 | 68.12 | 2,946 | --- | --- | --- | --- | --- | --- | 24,610.57 | 6,153 |
| **Equipment** | **1** | **LS** | --- | --- | **43** | **74.00** | **3,207** | --- | **4,126** | --- | --- | --- | --- | --- | --- | --- | **7,333** |
| **Formwork** | **1** | **LS** | --- | --- | **248** | **67.89** | **16,849** | --- | **4,126** | --- | **4,652** | --- | --- | --- | --- | --- | **25,627** |
| **Place & Finish** | **69** | **CY** | | | | | | | | | | | | | | | |
| *Slab Concrete* | *54* | *CY* | | | | | | | | | | | | | | | |
| *Thickened Edge* | *15* | *CY* | | | | | | | | | | | | | | | |
| **Materials** | **69** | **CY** | | | | | | | | | | | | | | | |
| CLASS I 3000 PSI READYMIX | 69 | CY | --- | --- | --- | --- | --- | --- | --- | --- | --- | 189.39 | 14,375 | --- | --- | 208.33 | 14,375 |
| ADD - WATER REDUCER | 69 | CY | --- | --- | --- | --- | --- | --- | --- | --- | --- | 3.21 | 244 | --- | --- | 3.53 | 244 |
| SURCHARGE - ENVIRONMENT | 69 | CY | --- | --- | --- | --- | --- | --- | --- | --- | --- | 1.61 | 122 | --- | --- | 1.77 | 122 |
| SURCHARGE - FUEL | 69 | CY | --- | --- | --- | --- | --- | --- | --- | --- | --- | 6.42 | 487 | --- | --- | 7.06 | 487 |
| CURING COMPOUND (SF) | 1,515 | SF | --- | --- | --- | --- | --- | --- | --- | 0.110000 | 167 | --- | --- | --- | --- | 0.110000 | 167 |
| **Materials** | **69** | **CY** | --- | --- | --- | --- | --- | --- | --- | **2.42** | **167** | **220.69** | **15,228** | --- | --- | **223.11** | **15,394** |

**S90 Generator Pad 1 LS**

# Item Analysis Sheet

Proprietary and Confidential

**S90 Generator Pad 1 LS**

| No. | Quantity | UOM | Units Per Hour | ManHrs Per Unit | Labor | | | Equipment | | Services / Tools / Supplies | | Perm. Material | | SubContract | | Total Price | |
|---|---|---|---|---|---|---|---|---|---|---|---|---|---|---|---|---|---|
| | | | | | Hours | $ / Hr | Total | $ / Hr | Total | $ / Unit | Total | $ / Unit | Total | $ / Unit | Total | Unit | Total |
| **Labor** | **69** | **CY** | | | | | | | | | | | | | | | |
| P/F/C SLAB | 69 | CY | 1.000 | 1.000 | 69 | COMEN 59.67 | 4,117 | --- | --- | --- | --- | --- | --- | --- | --- | 59.67 | 4,117 |
| Soff-Cut Control Joints @ SOG | 37 | LF | 20.000 | 0.050 | 2 | LAB3 49.67 | 92 | 31.59 | 58 | --- | --- | --- | --- | --- | --- | 4.06 | 150 |
| **Labor** | **69** | **CY** | **0.974** | **1.027** | **71** | **59.41** | **4,209** | **0.8470** | **58** | **---** | **---** | **---** | **---** | **---** | **---** | **61.85** | **4,267** |
| **Equipment** | **69** | **CY** | | | | | | | | | | | | | | | |
| CONC. PUMP SUB PUMPING | 12 | HR | --- | --- | --- | --- | --- | --- | --- | --- | --- | --- | --- | 229.00 | 2,748 | 229.00 | 2,748 |
| CONC. PUMP SUB CONC | 69 | CY | --- | --- | --- | --- | --- | --- | --- | --- | --- | --- | --- | 3.30 | 228 | 3.30 | 228 |
| **Equipment** | **69** | **CY** | **---** | **---** | **---** | **---** | **---** | **---** | **---** | **---** | **---** | **---** | **---** | **43.13** | **2,976** | **43.13** | **2,976** |
| **Place & Finish** | **69** | **CY** | **0.974** | **1.027** | **71** | **59.41** | **4,209** | **0.8470** | **58** | **2.42** | **167** | **220.69** | **15,228** | **43.13** | **2,976** | **328.08** | **22,637** |
| **03000 - Slab on Grade** | **69** | **CY** | **0.207** | **4.825** | **333** | **65.20** | **21,708** | **60.65** | **4,185** | **69.83** | **4,818** | **232.55** | **16,046** | **48.62** | **3,354** | **726.25** | **50,111** |
| **03000 - Reinforcing Steel** | **10,000** | **LB** | | | | | | | | | | | | | | | |
| *Assumed Rebar at 175# / CY* | | | | | | | | | | | | | | | | | |
| Furnish Reinforcing Steel | 10,000 | LB | --- | --- | --- | --- | --- | --- | --- | --- | --- | 0.855000 | 8,550 | --- | --- | 0.855000 | 8,550 |
| Install Reinforcing Steel | 10,000 | LB | --- | --- | --- | --- | --- | --- | --- | --- | --- | --- | --- | 0.692000 | 6,920 | 0.692000 | 6,920 |
| **03000 - Reinforcing Steel** | **10,000** | **LB** | **---** | **---** | **---** | **---** | **---** | **---** | **---** | **---** | **---** | **0.855000** | **8,550** | **0.692000** | **6,920** | **1.55** | **15,470** |
| **03 - Concrete** | **69** | **CY** | **0.207** | **4.825** | **333** | **65.20** | **21,708** | **60.65** | **4,185** | **69.83** | **4,818** | **356.46** | **24,596** | **148.91** | **10,274** | **950.45** | **65,581** |
| **11 - Equipment** | **1** | **LS** | | | | | | | | | | | | | | | |
| **Generators** | **1** | **LS** | | | | | | | | | | | | | | | |
| Generator Acquisition | 1 | LS | --- | --- | --- | --- | --- | --- | --- | --- | --- | 1,796,950.00 | 1,796,950 | --- | --- | --- | 1,796,950 |
| *Generator ODP Tax Savings* | *1* | *LS* | | | | | | | | | | *-125,486.50* | | | | | |
| Generator Install | 1 | LS | --- | --- | --- | --- | --- | --- | --- | --- | --- | 75,000.00 | 75,000 | --- | --- | --- | 75,000 |
| *FDDA* | | | | | | | | | | | | *1,687,658.00* | | | | | |
| *Cummings* | | | | | | | | | | | | *3,738,000.00* | | | | | |

**S90 Generator Pad 1 LS**

# Item Analysis Sheet

Proprietary and Confidential

**S90 Generator Pad 1 LS**

| No. | Quantity | UOM | Units Per Hour | ManHrs Per Unit | Labor | | | Equipment | | Services / Tools / Supplies | | Perm. Material | | SubContract | | Total Price | |
|---|---|---|---|---|---|---|---|---|---|---|---|---|---|---|---|---|---|
| | | | | | Hours | $ / Hr | Total | $ / Hr | Total | $ / Unit | Total | $ / Unit | Total | $ / Unit | Total | Unit | Total |
| *Ring Power - No ATS/Switch Gear* | | | | | | | | | | | | *1,989,263.00* | | | | | |
| Generators | 1 | LS | --- | --- | --- | --- | --- | --- | --- | --- | --- | --- | 1,871,950 | --- | --- | --- | 1,871,950 |
| 11 - Equipment | 1 | LS | --- | --- | --- | --- | --- | --- | --- | --- | --- | --- | 1,871,950 | --- | --- | --- | 1,871,950 |
| Generator Pad | 1 | LS | --- | --- | 333 | 65.20 | 21,708 | --- | 4,185 | --- | 4,818 | --- | 1,896,546 | --- | 10,274 | --- | 1,937,531 |

**S90 Generator Pad 1 LS**

# Item Analysis Sheet

Proprietary and Confidential

**S94 Elec. Bldg. No. 4 550 SF**

| No. | Quantity | UOM | Units Per Hour | ManHrs Per Unit | Labor | | | Equipment | | Services / Tools / Supplies | | Perm. Material | | SubContract | | Total Price | |
|---|---|---|---|---|---|---|---|---|---|---|---|---|---|---|---|---|---|
| | | | | | Hours | $ / Hr | Total | $ / Hr | Total | $ / Unit | Total | $ / Unit | Total | $ / Unit | Total | Unit | Total |
| **03 - Concrete** | **60.50** | **CY** | | | | | | | | | | | | | | | |
| *PM&A -5.29.26* | | | | | | | | | | | | | | | | | |
| *Concrete Slab - 8" thick CIP SOG rein With #5 bars spaced at 8" center each way* | | | | | | | | | | | | | | | | | |
| *Slab Control Joint* | | | | | | | | | | | | | | | | | |
| *Equipment Pad Type E -4" Equipment Pad type E* | | | | | | | | | | | | | | | | | |
| Concrete Slab | 1 | LS | --- | --- | --- | --- | --- | --- | --- | --- | --- | --- | --- | 15,895.03 | 15,895 | --- | 15,895 |
| **Footings** | **10** | **CY** | | | | | | | | | | | | | | | |
| *See S94.201 & S94.203* | | | | | | | | | | | | | | | | | |
| *24" x 12" Continuous Footing* | | | | | | | | | | | | | | | | | |
| **Formwork** | **1** | **LS** | | | | | | | | | | | | | | | |
| **Materials** | **1** | **LS** | | | | | | | | | | | | | | | |
| Footing Form Materials | 285 | SF | --- | --- | --- | --- | --- | --- | --- | 3.21 | 915 | --- | --- | --- | --- | 3.21 | 915 |
| FORM LUMBER;2X4-10 | 285 | LF | --- | --- | --- | --- | --- | --- | --- | 2.14 | 610 | --- | --- | --- | --- | 2.14 | 610 |
| Keyway/Rebar Template | 135 | LF | --- | --- | --- | --- | --- | --- | --- | 2.14 | 289 | --- | --- | --- | --- | 2.14 | 289 |
| FORM OIL | 285 | SF | --- | --- | --- | --- | --- | --- | --- | 0.270000 | 77 | --- | --- | --- | --- | 0.270000 | 77 |
| **Materials** | **1** | **LS** | --- | --- | --- | --- | --- | --- | --- | --- | **1,891** | --- | --- | --- | --- | --- | **1,891** |
| **Labor** | **1** | **LS** | | | | | | | | | | | | | | | |
| Form / Strip Footings | 285 | SF | 3.500 | 0.286 | 81 | CARP: 74.32 | 6,053 | --- | --- | --- | --- | --- | --- | --- | --- | 21.24 | 6,053 |
| Rebar Template at verticals | 135 | LF | 10.000 | 0.100 | 14 | CARP: 74.32 | 1,003 | --- | --- | --- | --- | --- | --- | --- | --- | 7.43 | 1,003 |
| **Labor** | **1** | **LS** | --- | --- | **95** | **74.33** | **7,056** | --- | --- | --- | --- | --- | --- | --- | --- | --- | **7,056** |
| **Equipment** | **1** | **LS** | | | | | | | | | | | | | | | |

**S94 Elec. Bldg. No. 4 550 SF**

# Item Analysis Sheet

Proprietary and Confidential

**S94 Elec. Bldg. No. 4 550 SF**

| No. | Quantity | UOM | Units Per Hour | ManHrs Per Unit | Labor | | | Equipment | | Services / Tools / Supplies | | Perm. Material | | SubContract | | Total Price | |
|---|---|---|---|---|---|---|---|---|---|---|---|---|---|---|---|---|---|
| | | | | | Hours | $ / Hr | Total | $ / Hr | Total | $ / Unit | Total | $ / Unit | Total | $ / Unit | Total | Unit | Total |
| 185 CFM COMPRESSOR | 1 | MO | 1.000 | 1.000 | --- | --- | --- | 27.29 | 4,721 | --- | --- | --- | --- | --- | --- | 4,720.53 | 4,721 |
| Forklift, RT 10,000# Reach-O | 0.10 | MO | 1.000 | 1.000 | 17 | OPLF 74.00 | 1,283 | 68.12 | 1,178 | --- | --- | --- | --- | --- | --- | 24,610.57 | 2,461 |
| **Equipment** | **1** | **LS** | **---** | **---** | **17** | **74.00** | **1,283** | **---** | **5,899** | **---** | **---** | **---** | **---** | **---** | **---** | **---** | **7,182** |
| **Formwork** | **1** | **LS** | **---** | **---** | **112** | **74.28** | **8,339** | **---** | **5,899** | **---** | **1,891** | **---** | **---** | **---** | **---** | **---** | **16,129** |
| **Place & Finish** | **10** | **CY** | | | | | | | | | | | | | | | |
| *Concrete* | *10* | *CY* | | | | | | | | | | | | | | | |
| **Materials** | **10** | **CY** | | | | | | | | | | | | | | | |
| 5000 PSI READYMIX | 10 | CY | --- | --- | --- | --- | --- | --- | --- | --- | --- | 199.50 | 2,195 | --- | --- | 219.45 | 2,195 |
| ADD - WATER REDUCER | 10 | CY | --- | --- | --- | --- | --- | --- | --- | --- | --- | 3.21 | 35 | --- | --- | 3.53 | 35 |
| SURCHARGE - ENVIRONMENT | 10 | CY | --- | --- | --- | --- | --- | --- | --- | --- | --- | 1.61 | 18 | --- | --- | 1.77 | 18 |
| SURCHARGE - FUEL | 10 | CY | --- | --- | --- | --- | --- | --- | --- | --- | --- | 6.42 | 71 | --- | --- | 7.06 | 71 |
| CURING COMPOUND (SF) | 285 | SF | --- | --- | --- | --- | --- | --- | --- | 0.110000 | 31 | --- | --- | --- | --- | 0.110000 | 31 |
| **Materials** | **10** | **CY** | **---** | **---** | **---** | **---** | **---** | **---** | **---** | **3.14** | **31** | **231.81** | **2,318** | **---** | **---** | **234.95** | **2,349** |
| **Labor** | **10** | **CY** | | | | | | | | | | | | | | | |
| P/F/C FOOTINGS | 10 | CY | 0.500 | 2.000 | 20 | COMEN 59.67 | 1,193 | --- | --- | --- | --- | --- | --- | --- | --- | 119.33 | 1,193 |
| **Labor** | **10** | **CY** | **0.500** | **2.000** | **20** | **59.67** | **1,193** | **---** | **---** | **---** | **---** | **---** | **---** | **---** | **---** | **119.33** | **1,193** |
| **Equipment** | **10** | **CY** | | | | | | | | | | | | | | | |
| CONC. PUMP SUB PUMPING | 12 | HR | --- | --- | --- | --- | --- | --- | --- | --- | --- | --- | --- | 229.00 | 2,748 | 229.00 | 2,748 |
| CONC. PUMP SUB CONC | 10 | CY | --- | --- | --- | --- | --- | --- | --- | --- | --- | --- | --- | 3.30 | 33 | 3.30 | 33 |
| **Equipment** | **10** | **CY** | **---** | **---** | **---** | **---** | **---** | **---** | **---** | **---** | **---** | **---** | **---** | **278.10** | **2,781** | **278.10** | **2,781** |
| **Place & Finish** | **10** | **CY** | **0.500** | **2.000** | **20** | **59.67** | **1,193** | **---** | **---** | **3.14** | **31** | **231.81** | **2,318** | **278.10** | **2,781** | **632.38** | **6,324** |
| **Footings** | **10** | **CY** | **0.076** | **13.226** | **132** | **72.07** | **9,532** | **589.89** | **5,899** | **192.20** | **1,922** | **231.81** | **2,318** | **278.10** | **2,781** | **2,245.24** | **22,452** |
| **Slab on Grade** | **22.50** | **CY** | | | | | | | | | | | | | | | |

**S94 Elec. Bldg. No. 4 550 SF**

# Item Analysis Sheet

Proprietary and Confidential

**S94 Elec. Bldg. No. 4 550 SF**

| No. | Quantity | UOM | Units Per Hour | ManHrs Per Unit | Labor | | | Equipment | | Services / Tools / Supplies | | Perm. Material | | SubContract | | Total Price | |
|---|---|---|---|---|---|---|---|---|---|---|---|---|---|---|---|---|---|
| | | | | | Hours | $ / Hr | Total | $ / Hr | Total | $ / Unit | Total | $ / Unit | Total | $ / Unit | Total | Unit | Total |
| *See S94.201 & S94.203* | | | | | | | | | | | | | | | | | |
| *8" Thick SOG w/ 16" thickened edge* | | | | | | | | | | | | | | | | | |
| **Slab Prep - EW Included by Burgess Site Work** | **1** | **LS** | | | | | | | | | | | | | | | |
| **Materials** | **1** | **LS** | | | | | | | | | | | | | | | |
| Vapor Barrier - 10mil | 728 | SF | --- | --- | --- | --- | --- | --- | --- | --- | --- | 0.450000 | 393 | --- | --- | 0.540000 | 393 |
| **Materials** | **1** | **LS** | --- | --- | --- | --- | --- | --- | --- | --- | --- | --- | **393** | --- | --- | --- | **393** |
| **Labor** | **1** | **LS** | | | | | | | | | | | | | | | |
| Excavate Thickened Slab Labor | 16 | BCY | 0.500 | 2.000 | 32 | LAG 55.00 | 1,760 | --- | --- | --- | --- | --- | --- | --- | --- | 110.00 | 1,760 |
| Fine Grade Slab Area | 480 | SF | 100.000 | 0.010 | 5 | LASUR 55.00 | 264 | --- | --- | --- | --- | --- | --- | --- | --- | 0.550000 | 264 |
| Install Vapor Barrier | 728 | SF | 150.000 | 0.007 | 5 | LAB3 49.67 | 241 | --- | --- | --- | --- | --- | --- | --- | --- | 0.331111 | 241 |
| **Labor** | **1** | **LS** | --- | --- | **42** | **54.38** | **2,265** | --- | --- | --- | --- | --- | --- | --- | --- | --- | **2,265** |
| **Equipment** | **1** | **LS** | | | | | | | | | | | | | | | |
| BACKHOE-LOADER | 16 | BCY | 0.500 | 2.000 | 32 | OPBH 60.00 | 1,920 | 46.40 | 1,485 | --- | --- | --- | --- | --- | --- | 212.81 | 3,405 |
| SKIDSTEER-LDR (ANY SIZE) | 480 | SF | 100.000 | 0.010 | 5 | OPSE 60.00 | 288 | 18.53 | 89 | --- | --- | --- | --- | --- | --- | 0.785275 | 377 |
| ROLLER LIGHT DUTY 3-5T | 480 | SF | 100.000 | 0.010 | 5 | OPRC 60.00 | 288 | 38.45 | 185 | --- | --- | --- | --- | --- | --- | 0.984526 | 473 |
| **Equipment** | **1** | **LS** | --- | --- | **42** | **60.00** | **2,496** | --- | **1,758** | --- | --- | --- | --- | --- | --- | --- | **4,254** |
| **Slab Prep - EW Included by Burgess Site Work** | **1** | **LS** | --- | --- | **83** | **57.19** | **4,761** | --- | **1,758** | --- | --- | --- | **393** | --- | --- | --- | **6,913** |
| **Formwork** | **1** | **LS** | | | | | | | | | | | | | | | |
| **Materials** | **1** | **LS** | | | | | | | | | | | | | | | |
| Slab Edge | 87 | SF | --- | --- | --- | --- | --- | --- | --- | 3.21 | 279 | --- | --- | --- | --- | 3.21 | 279 |
| FORM LUMBER;2X4-10 | 132 | LF | --- | --- | --- | --- | --- | --- | --- | 2.14 | 282 | --- | --- | --- | --- | 2.14 | 282 |
| FORM OIL | 16 | SF | --- | --- | --- | --- | --- | --- | --- | 0.270000 | 4 | --- | --- | --- | --- | 0.270000 | 4 |
| **Materials** | **1** | **LS** | --- | --- | --- | --- | --- | --- | --- | --- | **566** | --- | --- | --- | --- | --- | **566** |

**S94 Elec. Bldg. No. 4 550 SF**

# Item Analysis Sheet

Proprietary and Confidential

**S94 Elec. Bldg. No. 4 550 SF**

| No. | Quantity | UOM | Units Per Hour | ManHrs Per Unit | Labor | | | Equipment | | Services / Tools / Supplies | | Perm. Material | | SubContract | | Total Price | |
|---|---|---|---|---|---|---|---|---|---|---|---|---|---|---|---|---|---|
| | | | | | Hours | $ / Hr | Total | $ / Hr | Total | $ / Unit | Total | $ / Unit | Total | $ / Unit | Total | Unit | Total |
| **Labor** | **1** | **LS** | | | | | | | | | | | | | | | |
| Form / Strip Slab Edge | 87 | SF | 3.500 | 0.286 | 25 | CARP: 74.33 | 1,848 | --- | --- | --- | --- | --- | --- | --- | --- | 21.24 | 1,848 |
| **Labor** | **1** | **LS** | **---** | **---** | **25** | **74.33** | **1,848** | **---** | **---** | **---** | **---** | **---** | **---** | **---** | **---** | **---** | **1,848** |
| **Equipment** | **1** | **LS** | | | | | | | | | | | | | | | |
| 185 CFM COMPRESSOR | 1 | MO | 1.000 | 1.000 | --- | --- | --- | 27.29 | 4,721 | --- | --- | --- | --- | --- | --- | 4,720.53 | 4,721 |
| Forklift, RT 10,000# Reach-O | 0.10 | MO | 1.000 | 1.000 | 17 | OPLF 74.00 | 1,283 | 68.12 | 1,178 | --- | --- | --- | --- | --- | --- | 24,610.57 | 2,461 |
| **Equipment** | **1** | **LS** | **---** | **---** | **17** | **74.00** | **1,283** | **---** | **5,899** | **---** | **---** | **---** | **---** | **---** | **---** | **---** | **7,182** |
| **Formwork** | **1** | **LS** | **---** | **---** | **42** | **74.20** | **3,130** | **---** | **5,899** | **---** | **566** | **---** | **---** | **---** | **---** | **---** | **9,595** |
| **Place and Finish** | **22.50** | **CY** | | | | | | | | | | | | | | | |
| *Slab Edge* | *17.20* | *CY* | | | | | | | | | | | | | | | |
| *Thickened Edge* | *5.30* | *CY* | | | | | | | | | | | | | | | |
| **Materials** | **22.50** | **CY** | | | | | | | | | | | | | | | |
| 5000 PSI READYMIX | 22.50 | CY | --- | --- | --- | --- | --- | --- | --- | --- | --- | 199.50 | 4,938 | --- | --- | 219.45 | 4,938 |
| ADD - WATER REDUCER | 22.50 | CY | --- | --- | --- | --- | --- | --- | --- | --- | --- | 3.21 | 79 | --- | --- | 3.53 | 79 |
| SURCHARGE - ENVIRONMENT | 22.50 | CY | --- | --- | --- | --- | --- | --- | --- | --- | --- | 1.61 | 40 | --- | --- | 1.77 | 40 |
| SURCHARGE - FUEL | 22.50 | CY | --- | --- | --- | --- | --- | --- | --- | --- | --- | 6.42 | 159 | --- | --- | 7.06 | 159 |
| CURING COMPOUND (SF) | 728 | SF | --- | --- | --- | --- | --- | --- | --- | 0.110000 | 80 | --- | --- | --- | --- | 0.110000 | 80 |
| Prep Joint for Caulking SUB | 115 | LF | 10.000 | 0.100 | 12 | LAC 39.00 | 449 | --- | --- | --- | --- | --- | --- | --- | --- | 3.90 | 449 |
| **Materials** | **22.50** | **CY** | **1.957** | **0.511** | **12** | **39.00** | **449** | **---** | **---** | **3.56** | **80** | **231.81** | **5,216** | **---** | **---** | **255.31** | **5,744** |
| **Labor** | **22.50** | **CY** | | | | | | | | | | | | | | | |
| P/F/C Slab | 22.50 | CY | 0.500 | 2.000 | 45 | CONMEN 59.67 | 2,685 | --- | --- | --- | --- | --- | --- | --- | --- | 119.33 | 2,685 |

**S94 Elec. Bldg. No. 4 550 SF**

# Item Analysis Sheet

Proprietary and Confidential

**S94 Elec. Bldg. No. 4 550 SF**

| No. | | Quantity | UOM | Units Per Hour | ManHrs Per Unit | Labor | | | Equipment | | Services / Tools / Supplies | | Perm. Material | | SubContract | | Total Price | |
|---|---|---|---|---|---|---|---|---|---|---|---|---|---|---|---|---|---|---|
| | | | | | | Hours | $ / Hr | Total | $ / Hr | Total | $ / Unit | Total | $ / Unit | Total | $ / Unit | Total | Unit | Total |
| | Soff-Cut Control Joints @ SOG | 100 | LF | 20.000 | 0.050 | 5 | LAB3 49.67 | 248 | --- | --- | --- | --- | --- | --- | --- | --- | 2.48 | 248 |
| | **Labor** | **22.50** | **CY** | **0.450** | **2.222** | **50** | **58.67** | **2,933** | **---** | **---** | **---** | **---** | **---** | **---** | **---** | **---** | **130.37** | **2,933** |
| | **Place and Finish** | **22.50** | **CY** | **0.366** | **2.733** | **62** | **54.99** | **3,382** | **---** | **---** | **3.56** | **80** | **231.81** | **5,216** | **---** | **---** | **385.68** | **8,678** |
| | **Slab on Grade** | **22.50** | **CY** | **0.120** | **8.309** | **187** | **60.30** | **11,273** | **340.33** | **7,657** | **28.72** | **646** | **249.29** | **5,609** | **---** | **---** | **1,119.36** | **25,186** |
| | **Elevated Slab** | **26** | **CY** | | | | | | | | | | | | | | | |
| | *See S94.202 & S94.203* | | | | | | | | | | | | | | | | | |
| | *8" - 12" Thick Elevated Slab* | | | | | | | | | | | | | | | | | |
| | **Formwork** | **600** | **SF** | | | | | | | | | | | | | | | |
| | *Roof Slab - 12' Shore Height* | *600* | *SF* | | | | | | | | | | | | | | | |
| | **Materials** | **600** | **SF** | | | | | | | | | | | | | | | |
| | Roof Slab - 12' Shore Height | 600 | SF | --- | --- | --- | --- | --- | --- | --- | 1.00 | 600 | --- | --- | --- | --- | 1.00 | 600 |
| | 3/4" FORMPLY | 600 | SF | --- | --- | --- | --- | --- | --- | --- | 3.21 | 1,926 | --- | --- | --- | --- | 3.21 | 1,926 |
| | *Edges/Openings/Rails* | | | | | | | | | | | | | | | | | |
| 2 | Edges at Walls (2BF/LF) | 115 | LF | --- | --- | --- | --- | --- | --- | --- | 2.14 | 492 | --- | --- | --- | --- | 4.28 | 492 |
| 3 | Safety Rails (3 BF/LF) | 115 | LF | --- | --- | --- | --- | --- | --- | --- | 2.14 | 738 | --- | --- | --- | --- | 6.42 | 738 |
| | SAFETY RAIL POSTS (4' o.c.) | 32 | EA | --- | --- | --- | --- | --- | --- | --- | 5.45 | 174 | --- | --- | --- | --- | 5.45 | 174 |
| | FORM OIL | 600 | SF | --- | --- | --- | --- | --- | --- | --- | 0.270000 | 162 | --- | --- | --- | --- | 0.270000 | 162 |
| | **Materials** | **600** | **SF** | **---** | **---** | **---** | **---** | **---** | **---** | **---** | **6.82** | **4,093** | **---** | **---** | **---** | **---** | **6.82** | **4,093** |
| | **Labor** | **600** | **SF** | | | | | | | | | | | | | | | |
| | Erect/Strip Shoring - 12' Shore Height | 600 | SF | 4.000 | 0.250 | 150 | CARP 66.60 | 9,990 | --- | --- | --- | --- | --- | --- | --- | --- | 16.65 | 9,990 |
| 3 | Safety Rails | 132 | LF | 10.000 | 0.100 | 40 | CARP 66.60 | 2,637 | --- | --- | --- | --- | --- | --- | --- | --- | 19.98 | 2,637 |
| 2 | Edge Forms | 132 | LF | 8.000 | 0.125 | 33 | CARP 66.60 | 2,198 | --- | --- | --- | --- | --- | --- | --- | --- | 16.65 | 2,198 |
| | **Labor** | **600** | **SF** | **2.695** | **0.371** | **223** | **66.60** | **14,825** | **---** | **---** | **---** | **---** | **---** | **---** | **---** | **---** | **24.71** | **14,825** |
| | **Equipment** | **600** | **SF** | | | | | | | | | | | | | | | |

**S94 Elec. Bldg. No. 4 550 SF**

# Item Analysis Sheet

Proprietary and Confidential

**S94 Elec. Bldg. No. 4 550 SF**

| No. | Quantity | UOM | Units Per Hour | ManHrs Per Unit | Labor | | | Equipment | | Services / Tools / Supplies | | Perm. Material | | SubContract | | Total Price | |
|---|---|---|---|---|---|---|---|---|---|---|---|---|---|---|---|---|---|
| | | | | | Hours | $ / Hr | Total | $ / Hr | Total | $ / Unit | Total | $ / Unit | Total | $ / Unit | Total | Unit | Total |
| 185 CFM COMPRESSOR | 1 | MO | 1.000 | 1.000 | --- | --- | --- | 27.29 | 4,721 | --- | --- | --- | --- | --- | --- | 4,720.53 | 4,721 |
| Forklift, RT 10,000# Reach-O | 0.10 | MO | 1.000 | 1.000 | 17 | OPLF 74.00 | 1,283 | 68.12 | 1,178 | --- | --- | --- | --- | --- | --- | 24,610.57 | 2,461 |
| **Equipment** | **600** | **SF** | **34.615** | **0.029** | **17** | **74.00** | **1,283** | **9.83** | **5,899** | **---** | **---** | **---** | **---** | **---** | **---** | **11.97** | **7,182** |
| **Formwork** | **600** | **SF** | **2.501** | **0.400** | **240** | **67.13** | **16,108** | **9.83** | **5,899** | **6.82** | **4,093** | **---** | **---** | **---** | **---** | **43.50** | **26,100** |
| **Place and Finish** | **26** | **CY** | | | | | | | | | | | | | | | |
| *Roof Slab - 12' Shore Height* | *26* | *CY* | | | | | | | | | | | | | | | |
| **Materials** | **26** | **CY** | | | | | | | | | | | | | | | |
| CLASS I 3000 PSI READYMIX | 26 | CY | --- | --- | --- | --- | --- | --- | --- | --- | --- | 189.39 | 5,170 | --- | --- | 198.86 | 5,170 |
| ADD - WATER REDUCER | 26 | CY | --- | --- | --- | --- | --- | --- | --- | --- | --- | 3.21 | 88 | --- | --- | 3.37 | 88 |
| SURCHARGE - ENVIRONMENT | 26 | CY | --- | --- | --- | --- | --- | --- | --- | --- | --- | 1.61 | 44 | --- | --- | 1.69 | 44 |
| SURCHARGE - FUEL | 26 | CY | --- | --- | --- | --- | --- | --- | --- | --- | --- | 6.42 | 175 | --- | --- | 6.74 | 175 |
| CURING COMPOUND (SF) | 600 | SF | --- | --- | --- | --- | --- | --- | --- | 0.110000 | 66 | --- | --- | --- | --- | 0.110000 | 66 |
| Grout/Patch | 600 | SF | --- | --- | --- | --- | --- | --- | --- | 0.250000 | 150 | --- | --- | --- | --- | 0.250000 | 150 |
| **Materials** | **26** | **CY** | **---** | **---** | **---** | **---** | **---** | **---** | **---** | **8.31** | **216** | **210.66** | **5,477** | **---** | **---** | **218.97** | **5,693** |
| **Labor** | **26** | **CY** | | | | | | | | | | | | | | | |
| P/F/C SLAB | 26 | CY | 0.500 | 2.000 | 52 | CONMEN 59.67 | 3,103 | --- | --- | --- | --- | --- | --- | --- | --- | 119.33 | 3,103 |
| Point / Patch BOS | 600 | SF | 50.000 | 0.020 | 12 | P&P 62.00 | 744 | --- | --- | --- | --- | --- | --- | --- | --- | 1.24 | 744 |
| **Labor** | **26** | **CY** | **0.406** | **2.462** | **64** | **60.10** | **3,847** | **---** | **---** | **---** | **---** | **---** | **---** | **---** | **---** | **147.95** | **3,847** |
| **Equipment** | **26** | **CY** | | | | | | | | | | | | | | | |
| CONC. PUMP SUB PUMPING | 12 | HR | --- | --- | --- | --- | --- | --- | --- | --- | --- | --- | --- | 229.00 | 2,748 | 229.00 | 2,748 |
| CONC. PUMP SUB CONC | 26 | CY | --- | --- | --- | --- | --- | --- | --- | --- | --- | --- | --- | 3.30 | 86 | 3.30 | 86 |
| **Equipment** | **26** | **CY** | **---** | **---** | **---** | **---** | **---** | **---** | **---** | **---** | **---** | **---** | **---** | **108.99** | **2,834** | **108.99** | **2,834** |
| **Place and Finish** | **26** | **CY** | **0.406** | **2.462** | **64** | **60.10** | **3,847** | **---** | **---** | **8.31** | **216** | **210.66** | **5,477** | **108.99** | **2,834** | **475.91** | **12,374** |
| **Elevated Slab** | **26** | **CY** | **0.086** | **11.690** | **304** | **65.65** | **19,954** | **226.88** | **5,899** | **165.73** | **4,309** | **210.66** | **5,477** | **108.99** | **2,834** | **1,479.74** | **38,473** |

**S94 Elec. Bldg. No. 4 550 SF**

# Item Analysis Sheet

Proprietary and Confidential

**S94 Elec. Bldg. No. 4 550 SF**

| No. | Quantity | UOM | Units Per Hour | ManHrs Per Unit | Labor | | | Equipment | | Services / Tools / Supplies | | Perm. Material | | SubContract | | Total Price | |
|---|---|---|---|---|---|---|---|---|---|---|---|---|---|---|---|---|---|
| | | | | | Hours | $ / Hr | Total | $ / Hr | Total | $ / Unit | Total | $ / Unit | Total | $ / Unit | Total | Unit | Total |
| **Housekeeping Pads** | **2** | **CY** | | | | | | | | | | | | | | | |
| **Slab Prep** | **160** | **SF** | | | | | | | | | | | | | | | |
| *Housekeeping Pad* | *160* | *SF* | | | | | | | | | | | | | | | |
| **Labor** | **160** | **SF** | | | | | | | | | | | | | | | |
| Roughen Slab Area | 160 | SF | 20.000 | 0.050 | 8 | LAB3 49.67 | 397 | --- | --- | --- | --- | --- | --- | --- | --- | 2.48 | 397 |
| **Labor** | **160** | **SF** | **20.000** | **0.050** | **8** | **49.67** | **397** | **---** | **---** | **---** | **---** | **---** | **---** | **---** | **---** | **2.48** | **397** |
| **Slab Prep** | **160** | **SF** | **20.000** | **0.050** | **8** | **49.67** | **397** | **---** | **---** | **---** | **---** | **---** | **---** | **---** | **---** | **2.48** | **397** |
| **Formwork** | **1** | **LS** | | | | | | | | | | | | | | | |
| **Materials** | **1** | **LS** | | | | | | | | | | | | | | | |
| Pad Edges | 35 | SF | --- | --- | --- | --- | --- | --- | --- | 3.21 | 112 | --- | --- | --- | --- | 3.21 | 112 |
| FORM LUMBER;2X4-10 | 35 | LF | --- | --- | --- | --- | --- | --- | --- | 2.14 | 75 | --- | --- | --- | --- | 2.14 | 75 |
| FORM OIL | 35 | SF | --- | --- | --- | --- | --- | --- | --- | 0.270000 | 9 | --- | --- | --- | --- | 0.270000 | 9 |
| **Materials** | **1** | **LS** | **---** | **---** | **---** | **---** | **---** | **---** | **---** | **---** | **197** | **---** | **---** | **---** | **---** | **---** | **197** |
| **Labor** | **1** | **LS** | | | | | | | | | | | | | | | |
| Form / Strip Slab Edge | 35 | SF | 3.500 | 0.286 | 10 | CARP3 74.33 | 743 | --- | --- | --- | --- | --- | --- | --- | --- | 21.24 | 743 |
| **Labor** | **1** | **LS** | **---** | **---** | **10** | **74.33** | **743** | **---** | **---** | **---** | **---** | **---** | **---** | **---** | **---** | **---** | **743** |
| **Formwork** | **1** | **LS** | **---** | **---** | **10** | **74.33** | **743** | **---** | **---** | **---** | **197** | **---** | **---** | **---** | **---** | **---** | **940** |
| **Place and Finish** | **2** | **CY** | | | | | | | | | | | | | | | |
| Pump Pads | 2 | CY | 0.100 | 10.000 | 20 | CARP3 74.33 | 1,487 | --- | --- | --- | --- | --- | --- | --- | --- | 743.33 | 1,487 |
| **Materials** | **2** | **CY** | | | | | | | | | | | | | | | |
| CLASS I 3000 PSI READYMIX | 2 | CY | --- | --- | --- | --- | --- | --- | --- | --- | --- | 189.39 | 417 | --- | --- | 208.33 | 417 |

**S94 Elec. Bldg. No. 4 550 SF**

# Item Analysis Sheet

Proprietary and Confidential

**S94 Elec. Bldg. No. 4 550 SF**

| No. | Quantity | UOM | Units Per Hour | ManHrs Per Unit | Labor | | | Equipment | | Services / Tools / Supplies | | Perm. Material | | SubContract | | Total Price | |
|---|---|---|---|---|---|---|---|---|---|---|---|---|---|---|---|---|---|
| | | | | | Hours | $ / Hr | Total | $ / Hr | Total | $ / Unit | Total | $ / Unit | Total | $ / Unit | Total | Unit | Total |
| ADD - WATER REDUCER | 2 | CY | --- | --- | --- | --- | --- | --- | --- | --- | --- | 3.21 | 7 | --- | --- | 3.53 | 7 |
| SURCHARGE - ENVIRONMENT | 2 | CY | --- | --- | --- | --- | --- | --- | --- | --- | --- | 1.61 | 4 | --- | --- | 1.77 | 4 |
| SURCHARGE - FUEL | 2 | CY | --- | --- | --- | --- | --- | --- | --- | --- | --- | 6.42 | 14 | --- | --- | 7.06 | 14 |
| CURING COMPOUND (SF) | 160 | SF | --- | --- | --- | --- | --- | --- | --- | 0.110000 | 18 | --- | --- | --- | --- | 0.110000 | 18 |
| **Materials** | **2** | **CY** | **---** | **---** | **---** | **---** | **---** | **---** | **---** | **8.80** | **18** | **220.69** | **441** | **---** | **---** | **229.49** | **459** |
| **Labor** | **2** | **CY** | | | | | | | | | | | | | | | |
| Place Pads on Slab | 2 | CY | 1.000 | 1.000 | 2 | CONMEN | 59.67 | --- | --- | --- | --- | --- | --- | --- | --- | 59.67 | 119 |
| Finish Pads on Slab | 160 | SF | 60.000 | 0.017 | 3 | CONMEN | 59.67 | --- | --- | --- | --- | --- | --- | --- | --- | 0.994444 | 159 |
| Cure Pads on Slab | 160 | SF | 700.000 | 0.001 | --- | CONMEN | 59.67 | --- | --- | --- | --- | --- | --- | --- | --- | 0.085238 | 14 |
| **Labor** | **2** | **CY** | **0.409** | **2.448** | **5** | **59.67** | **292** | **---** | **---** | **---** | **---** | **---** | **---** | **---** | **---** | **146.04** | **292** |
| **Equipment** | **2** | **CY** | | | | | | | | | | | | | | | |
| CONC. PUMP SUB PUMPING | 12 | HR | --- | --- | --- | --- | --- | --- | --- | --- | --- | --- | --- | 229.00 | 2,748 | 229.00 | 2,748 |
| CONC. PUMP SUB CONC | 2 | CY | --- | --- | --- | --- | --- | --- | --- | --- | --- | --- | --- | 3.30 | 7 | 3.30 | 7 |
| MISC EQUIP. < $15/HR | 1 | DAY | 0.125 | 8.000 | --- | --- | --- | 17.55 | 140 | --- | --- | --- | --- | --- | --- | 140.40 | 140 |
| **Equipment** | **2** | **CY** | **---** | **---** | **---** | **---** | **---** | **70.20** | **140** | **---** | **---** | **---** | **---** | **1,377.30** | **2,755** | **1,447.50** | **2,895** |
| **Place and Finish** | **2** | **CY** | **0.080** | **12.448** | **25** | **71.45** | **1,779** | **70.20** | **140** | **8.80** | **18** | **220.69** | **441** | **1,377.30** | **2,755** | **2,566.37** | **5,133** |
| **Housekeeping Pads** | **2** | **CY** | **0.047** | **21.448** | **43** | **68.06** | **2,919** | **70.20** | **140** | **107.15** | **214** | **220.69** | **441** | **1,377.30** | **2,755** | **3,235.05** | **6,470** |
| **Reinforcing Steel** | **11,025** | **LB** | | | | | | | | | | | | | | | |
| *Assumed Rebar at 175# / CY* | | | | | | | | | | | | | | | | | |
| Furnish Reinforcing Steel | 11,025 | LB | --- | --- | --- | --- | --- | --- | --- | --- | --- | 0.855000 | 9,426 | --- | --- | 0.855000 | 9,426 |
| Install Reinforcing Steel | 11,025 | LB | --- | --- | --- | --- | --- | --- | --- | --- | --- | --- | --- | 0.692000 | 7,629 | 0.692000 | 7,629 |
| **Reinforcing Steel** | **11,025** | **LB** | **---** | **---** | **---** | **---** | **---** | **---** | **---** | **---** | **---** | **0.855000** | **9,426** | **0.692000** | **7,629** | **1.55** | **17,056** |
| **03 - Concrete** | **60.50** | **CY** | **0.091** | **11.009** | **666** | **65.58** | **43,680** | **323.89** | **19,596** | **117.21** | **7,091** | **384.66** | **23,272** | **527.17** | **31,894** | **2,074.91** | **125,532** |

**S94 Elec. Bldg. No. 4 550 SF**

# Item Analysis Sheet

Proprietary and Confidential

**S94 Elec. Bldg. No. 4 550 SF**

| No. | Quantity | UOM | Units Per Hour | ManHrs Per Unit | Labor | | | Equipment | | Services / Tools / Supplies | | Perm. Material | | SubContract | | Total Price | |
|---|---|---|---|---|---|---|---|---|---|---|---|---|---|---|---|---|---|
| | | | | | Hours | $ / Hr | Total | $ / Hr | Total | $ / Unit | Total | $ / Unit | Total | $ / Unit | Total | Unit | Total |
| **04 - CMU** | **1** | **LS** | | | | | | | | | | | | | | | |
| **CMU Walls** | **1** | **LS** | | | | | | | | | | | | | | | |
| *PM&A -5.29.26* | | | | | | | | | | | | | | | | | |
| *CMU Wall 8"x8"x16" Load Bearing Reinforced CMU wall WIth 9-Guage Galvanized Horizontal Truss type* | | | | | | | | | | | | | | | | | |
| *Two Wire reingorcement at 16" pc vi etcally Foamed in place masonry in sulation in all nongrouted cells.* | | | | | | | | | | | | | | | | | |
| *Provide flush head joints and conca ve horizontal joints* | | | | | | | | | | | | | | | | | |
| *CMU Control Joint* | | | | | | | | | | | | | | | | | |
| *Install Deainage vents at every hea d joint* | | | | | | | | | | | | | | | | | |
| CMU Subcontractor | 1 | LS | --- | --- | --- | --- | --- | --- | --- | --- | --- | --- | --- | 58,028.71 | 58,029 | --- | 58,029 |
| *PM&A - 5.29.26* | | | | | | | | | | | | | | *58,028.71* | | | |
| **CMU Walls** | **1** | **LS** | **---** | **---** | **---** | **---** | **---** | **---** | **---** | **---** | **---** | **---** | **---** | **---** | **58,029** | **---** | **58,029** |
| **04 - CMU** | **1** | **LS** | **---** | **---** | **---** | **---** | **---** | **---** | **---** | **---** | **---** | **---** | **---** | **---** | **58,029** | **---** | **58,029** |
| **07 - Thermal Protection** | **1** | **LS** | | | | | | | | | | | | | | | |
| **Roofing** | **1** | **LS** | | | | | | | | | | | | | | | |
| *TPO membrane Roof* | *550* | *SF* | | | | | | | | | | | | | | | |
| *5" Aluminum Gutter* | *42* | *LF* | | | | | | | | | | | | | | | |
| *3"x4" Downspout (2ea)* | *24* | *LF* | | | | | | | | | | | | | | | |
| *PM&A - 5.29.26* | | | | | | | | | | | | | | | | | |
| *Sloped Concrete Roof* | | | | | | | | | | | | | | | | | |
| *1/2" Cover Board* | | | | | | | | | | | | | | | | | |
| *3" Rigid Isnulation R=19* | | | | | | | | | | | | | | | | | |

**S94 Elec. Bldg. No. 4 550 SF**

# Item Analysis Sheet

Proprietary and Confidential

**S94 Elec. Bldg. No. 4 550 SF**

| No. | Quantity | UOM | Units Per Hour | ManHrs Per Unit | Labor | | | Equipment | | Services / Tools / Supplies | | Perm. Material | | SubContract | | Total Price | |
|---|---|---|---|---|---|---|---|---|---|---|---|---|---|---|---|---|---|
| | | | | | Hours | $ / Hr | Total | $ / Hr | Total | $ / Unit | Total | $ / Unit | Total | $ / Unit | Total | Unit | Total |
| *TPO roof Membrane* | | | | | | | | | | | | | | | | | |
| *5" Aluminum GUtter 3"x4" ALuminu m Downspout* | | | | | | | | | | | | | | | | | |
| *ALuminum Drip Edge* | | | | | | | | | | | | | | | | | |
| Roofing Subcontractor | 1 | LS | --- | --- | --- | --- | --- | --- | --- | --- | --- | --- | --- | 28,493.42 | 28,493 | --- | 28,493 |
| *Verified 6.126* | | | | | | | | | | | | | | | | | |
| **Roofing** | **1** | **LS** | **---** | **---** | **---** | **---** | **---** | **---** | **---** | **---** | **---** | **---** | **---** | **---** | **28,493** | **---** | **28,493** |
| **07 - Thermal Protection** | **1** | **LS** | **---** | **---** | **---** | **---** | **---** | **---** | **---** | **---** | **---** | **---** | **---** | **---** | **28,493** | **---** | **28,493** |
| **08 - Openings** | **1** | **LS** | | | | | | | | | | | | | | | |
| **Doors** | **1** | **LS** | | | | | | | | | | | | | | | |
| *See Door Schedule on A94.501* | | | | | | | | | | | | | | | | | |
| *Double Swing Door - #101 Cline Aluminum Door* | | | | | | | | | | | | | | | | | |
| *Single Swing Door #102 Cline Alumi num Door* | | | | | | | | | | | | | | | | | |
| *Webber Glass 2026.05.22* | | | | | | | | | | | | | | | | | |
| Door Subcontractor | 1 | LS | --- | --- | --- | --- | --- | --- | --- | --- | --- | --- | --- | 40,463.00 | 40,463 | --- | 40,463 |
| *Webber Glass* | | | | | | | | | | | | | | | | | |
| **Doors** | **1** | **LS** | **---** | **---** | **---** | **---** | **---** | **---** | **---** | **---** | **---** | **---** | **---** | **---** | **40,463** | **---** | **40,463** |
| **08 - Openings** | **1** | **LS** | **---** | **---** | **---** | **---** | **---** | **---** | **---** | **---** | **---** | **---** | **---** | **---** | **40,463** | **---** | **40,463** |
| **09 - Finishes** | **1** | **LS** | | | | | | | | | | | | | | | |
| **Walls** | **1** | **LS** | | | | | | | | | | | | | | | |
| *Painted CMU Walls Interior* | *1,250* | *SF* | | | | | | | | | | | | | | | |
| *Painted CMU Walls Exterior* | *1,250* | *SF* | | | | | | | | | | | | | | | |
| Coatings Subcontractor | 1 | LS | --- | --- | --- | --- | --- | --- | --- | --- | --- | --- | --- | 11,461.90 | 11,462 | --- | 11,462 |

**S94 Elec. Bldg. No. 4 550 SF**

# Item Analysis Sheet

**S94 Elec. Bldg. No. 4 550 SF**

Proprietary and Confidential

| No. | Quantity | UOM | Units Per Hour | ManHrs Per Unit | Labor | | | Equipment | | Services / Tools / Supplies | | Perm. Material | | SubContract | | Total Price | |
|---|---|---|---|---|---|---|---|---|---|---|---|---|---|---|---|---|---|
| | | | | | Hours | $ / Hr | Total | $ / Hr | Total | $ / Unit | Total | $ / Unit | Total | $ / Unit | Total | Unit | Total |
| *PM&A - 5.29.26* | | | | | | | | | | | | | | | | | |
| **Walls** | **1** | **LS** | --- | --- | --- | --- | --- | --- | --- | --- | --- | --- | --- | --- | **11,462** | --- | **11,462** |
| **Ceiling** | **1** | **LS** | | | | | | | | | | | | | | | |
| *2x2 Suspended Ceiling System* | *480* | *SF* | | | | | | | | | | | | | | | |
| Ceiling Subcontractor | 1 | LS | --- | --- | --- | --- | --- | --- | --- | --- | --- | --- | --- | 7,397.46 | 7,397 | --- | 7,397 |
| *PM&A - 5.29.26* | | | | | | | | | | | | | | | | | |
| **Ceiling** | **1** | **LS** | --- | --- | --- | --- | --- | --- | --- | --- | --- | --- | --- | --- | **7,397** | --- | **7,397** |
| **09 - Finishes** | **1** | **LS** | --- | --- | --- | --- | --- | --- | --- | --- | --- | --- | --- | --- | **18,859** | --- | **18,859** |
| **10 - Specialties** | **1** | **LS** | | | | | | | | | | | | | | | |
| **Fire Extinguishers** | **1** | **LS** | | | | | | | | | | | | | | | |
| Fire Extinguishers | 2 | EA | --- | --- | --- | --- | --- | --- | --- | 500.00 | 1,000 | --- | --- | --- | --- | 500.00 | 1,000 |
| **Fire Extinguishers** | **1** | **LS** | --- | --- | --- | --- | --- | --- | --- | --- | **1,000** | --- | --- | --- | --- | --- | **1,000** |
| **Rain Leader Splash Blocks** | **1** | **LS** | | | | | | | | | | | | | | | |
| Precast Splash Blocks | 2 | EA | --- | --- | --- | --- | --- | --- | --- | 150.00 | 300 | --- | --- | --- | --- | 150.00 | 300 |
| **Rain Leader Splash Blocks** | **1** | **LS** | --- | --- | --- | --- | --- | --- | --- | --- | **300** | --- | --- | --- | --- | --- | **300** |
| **10 - Specialties** | **1** | **LS** | --- | --- | --- | --- | --- | --- | --- | --- | **1,300** | --- | --- | --- | --- | --- | **1,300** |
| **15 - Mechanical / Plumbing** | **1** | **LS** | | | | | | | | | | | | | | | |
| **HVAC** | **1** | **LS** | | | | | | | | | | | | | | | |
| *2 Each Wall Mounted Packaged AC Units (AC1 & AC2)* | | | | | | | | | | | | | | | | | |
| HVAC Subcontractor | 1 | LS | --- | --- | --- | --- | --- | --- | --- | --- | --- | --- | --- | 79,100.00 | 79,100 | --- | 79,100 |

**S94 Elec. Bldg. No. 4 550 SF**

# Item Analysis Sheet

Proprietary and Confidential

**S94 Elec. Bldg. No. 4 550 SF**

| No. | Quantity | UOM | Units Per Hour | ManHrs Per Unit | Labor | | | Equipment | | Services / Tools / Supplies | | Perm. Material | | SubContract | | Total Price | |
|---|---|---|---|---|---|---|---|---|---|---|---|---|---|---|---|---|---|
| | | | | | Hours | $ / Hr | Total | $ / Hr | Total | $ / Unit | Total | $ / Unit | Total | $ / Unit | Total | Unit | Total |
| *French Air Conditioning 2026.05.27* | | | | | | | | | | | | | | | | | |
| HVAC | 1 | LS | --- | --- | --- | --- | --- | --- | --- | --- | --- | --- | --- | --- | 79,100 | --- | 79,100 |
| 15 - Mechanical / Plumbing | 1 | LS | --- | --- | --- | --- | --- | --- | --- | --- | --- | --- | --- | --- | 79,100 | --- | 79,100 |
| Elec. Bldg. No. 4 | 550 | SF | 0.826 | 1.211 | 666 | 65.58 | 43,680 | 35.63 | 19,596 | 15.26 | 8,391 | 42.31 | 23,272 | 466.98 | 256,838 | 639.59 | 351,777 |

S94 Elec. Bldg. No. 4 550 SF

# Item Analysis Sheet

Proprietary and Confidential

**16 Electrical 1 LS**

| No. | Quantity | UOM | Units Per Hour | ManHrs Per Unit | Labor | | | Equipment | | Services / Tools / Supplies | | Perm. Material | | SubContract | | Total Price | |
|---|---|---|---|---|---|---|---|---|---|---|---|---|---|---|---|---|---|
| | | | | | Hours | $ / Hr | Total | $ / Hr | Total | $ / Unit | Total | $ / Unit | Total | $ / Unit | Total | Unit | Total |
| Electrical Subcontractor (BL Smith) | 1 | LS | --- | --- | --- | --- | --- | --- | --- | --- | --- | --- | --- | 7,336,038.50 | 7,336,039 | --- | 7,336,039 |
| Switchgear Acquisition | 1 | LS | --- | --- | --- | --- | --- | --- | --- | --- | --- | 1,727,500.00 | 1,727,500 | --- | --- | --- | 1,727,500 |
| *Switchgear ODP Tax Savings* | *1* | *LS* | | | | | | | | | | *-120,625.00* | | | | | |
| *Alternate Generator* | | | | | | | | | | | | | | | | | |
| Generator Fuel Surcharge | 16,200 | GAL | --- | --- | --- | --- | --- | --- | --- | --- | --- | 5.28 | 85,536 | --- | --- | 5.28 | 85,536 |
| **Electrical** | **1** | **LS** | **---** | **---** | **---** | **---** | **---** | **---** | **---** | **---** | **---** | **---** | **1,813,036** | **---** | **7,336,039** | **---** | **9,149,075** |

**16 Electrical 1 LS**

# Item Analysis Sheet

Proprietary and Confidential

**17 Instrumentation and Controls 1 LS**

| No. | Quantity | UOM | Units Per Hour | ManHrs Per Unit | Labor | | | Equipment | | Services / Tools / Supplies | | Perm. Material | | SubContract | | Total Price | |
|---|---|---|---|---|---|---|---|---|---|---|---|---|---|---|---|---|---|
| | | | | | Hours | $ / Hr | Total | $ / Hr | Total | $ / Unit | Total | $ / Unit | Total | $ / Unit | Total | Unit | Total |
| I&C Subcontractor (PCi) | 1 | LS | --- | --- | --- | --- | --- | --- | --- | --- | --- | --- | --- | 388,173.00 | 388,173 | --- | 388,173 |
| **Instrumentation and Controls** | **1** | **LS** | **---** | **---** | **---** | **---** | **---** | **---** | **---** | **---** | **---** | **---** | **---** | **---** | **388,173** | **---** | **388,173** |

**17 Instrumentation and Controls 1 LS**

# Item Analysis Sheet

Proprietary and Confidential

**GE01 Mobilize & Demobilize 100 %**

| No. | Quantity | UOM | Units Per Hour | ManHrs Per Unit | Labor | | | Equipment | | Services / Tools / Supplies | | Perm. Material | | SubContract | | Total Price | |
|---|---|---|---|---|---|---|---|---|---|---|---|---|---|---|---|---|---|
| | | | | | Hours | $ / Hr | Total | $ / Hr | Total | $ / Unit | Total | $ / Unit | Total | $ / Unit | Total | Unit | Total |
| **Mobilize** | **1** | **LS** | | | | | | | | | | | | | | | |
| **Freight In** | **3** | **EA** | | | | | | | | | | | | | | | |
| Load at Yard | 50 | HR | 1.000 | 1.000 | 50 | LAB4 61.0 | 3,050 | --- | --- | --- | --- | --- | --- | --- | --- | 61.00 | 3,050 |
| Form Material/Panels | 2 | EA | --- | --- | --- | --- | --- | --- | --- | 500.00 | 1,000 | --- | --- | --- | --- | 500.00 | 1,000 |
| Lighting Equipment | 1 | EA | --- | --- | --- | --- | --- | --- | --- | 500.00 | 500 | --- | --- | --- | --- | 500.00 | 500 |
| Unload at Job Site | 50 | HR | 1.000 | 1.000 | 50 | LAB4 61.0 | 3,050 | --- | --- | --- | --- | --- | --- | --- | --- | 61.00 | 3,050 |
| **Freight In** | **3** | **EA** | **0.030** | **33.333** | **100** | **61.00** | **6,100** | **---** | **---** | **500.00** | **1,500** | **---** | **---** | **---** | **---** | **2,533.33** | **7,600** |
| **Mobilize** | **1** | **LS** | **---** | **---** | **100** | **61.00** | **6,100** | **---** | **---** | **---** | **1,500** | **---** | **---** | **---** | **---** | **---** | **7,600** |
| **Demobilize** | **1** | **LS** | | | | | | | | | | | | | | | |
| **Freight Out** | **7** | **EA** | | | | | | | | | | | | | | | |
| Load at Yard | 50 | HR | 1.000 | 1.000 | 50 | LAB4 61.0 | 3,050 | --- | --- | --- | --- | --- | --- | --- | --- | 61.00 | 3,050 |
| Load Permits | 1 | EA | --- | --- | --- | --- | --- | --- | --- | 500.00 | 500 | --- | --- | --- | --- | 500.00 | 500 |
| Form Material/Panels | 2 | EA | --- | --- | --- | --- | --- | --- | --- | 500.00 | 1,000 | --- | --- | --- | --- | 500.00 | 1,000 |
| Plants | 1 | EA | --- | --- | --- | --- | --- | --- | --- | 500.00 | 500 | --- | --- | --- | --- | 500.00 | 500 |
| Lighting Equipment | 1 | EA | --- | --- | --- | --- | --- | --- | --- | 500.00 | 500 | --- | --- | --- | --- | 500.00 | 500 |
| Misc. Loads | 1 | EA | --- | --- | --- | --- | --- | --- | --- | 500.00 | 500 | --- | --- | --- | --- | 500.00 | 500 |
| Unload at Job Site | 50 | HR | 1.000 | 1.000 | 50 | LAB4 61.0 | 3,050 | --- | --- | --- | --- | --- | --- | --- | --- | 61.00 | 3,050 |
| Forklift, excavators, etc. | 1 | EA | --- | --- | --- | --- | --- | --- | --- | 5,000.00 | 5,000 | --- | --- | --- | --- | 5,000.00 | 5,000 |
| **Freight Out** | **7** | **EA** | **0.070** | **14.286** | **100** | **61.00** | **6,100** | **---** | **---** | **1,142.86** | **8,000** | **---** | **---** | **---** | **---** | **2,014.29** | **14,100** |
| **Demobilize** | **1** | **LS** | **---** | **---** | **100** | **61.00** | **6,100** | **---** | **---** | **---** | **8,000** | **---** | **---** | **---** | **---** | **---** | **14,100** |
| **Mobilize & Demobilize** | **100** | **%** | **0.500** | **2.000** | **200** | **61.00** | **12,200** | **---** | **---** | **95.00** | **9,500** | **---** | **---** | **---** | **---** | **217.00** | **21,700** |

**GE01 Mobilize & Demobilize 100 %**

# Item Analysis Sheet

Proprietary and Confidential

**GE03 Temporary Jobsite Buildings/Facilities 100 %**

| No. | Quantity | UOM | Units Per Hour | ManHrs Per Unit | Labor | | | Equipment | | Services / Tools / Supplies | | Perm. Material | | SubContract | | Total Price | |
|---|---|---|---|---|---|---|---|---|---|---|---|---|---|---|---|---|---|
| | | | | | Hours | $ / Hr | Total | $ / Hr | Total | $ / Unit | Total | $ / Unit | Total | $ / Unit | Total | Unit | Total |
| **Jobsite Office** | **100** | **%** | | | | | | | | | | | | | | | |
| Trailr Office 12'x60' | 35 | MO | 1.000 | 1.000 | --- | --- | --- | 31.84 | 192,785 | --- | --- | --- | --- | --- | --- | 5,508.13 | 192,785 |
| **Jobsite Office** | **100** | **%** | **---** | **---** | **---** | **---** | **---** | **1,927.85** | **192,785** | **---** | **---** | **---** | **---** | **---** | **---** | **1,927.85** | **192,785** |
| **Storage Containers** | **100** | **%** | | | | | | | | | | | | | | | |
| 2 Storage Container - 8x20 | 35 | MO | 1.000 | 1.000 | --- | --- | --- | 0.5647 | 6,838 | --- | --- | --- | --- | --- | --- | 195.37 | 6,838 |
| **Storage Containers** | **100** | **%** | **---** | **---** | **---** | **---** | **---** | **68.38** | **6,838** | **---** | **---** | **---** | **---** | **---** | **---** | **68.38** | **6,838** |
| **Temporary Jobsite Buildings/Facilities** | **100** | **%** | **---** | **---** | **---** | **---** | **---** | **1,996.22** | **199,622** | **---** | **---** | **---** | **---** | **---** | **---** | **1,996.22** | **199,622** |

**GE03 Temporary Jobsite Buildings/Facilities 100 %**

# Item Analysis Sheet

Proprietary and Confidential

**GE04 Temporary Utilities 100 %**

| No. | Quantity | UOM | Units Per Hour | ManHrs Per Unit | Labor | | | Equipment | | Services / Tools / Supplies | | Perm. Material | | SubContract | | Total Price | |
|---|---|---|---|---|---|---|---|---|---|---|---|---|---|---|---|---|---|
| | | | | | Hours | $ / Hr | Total | $ / Hr | Total | $ / Unit | Total | $ / Unit | Total | $ / Unit | Total | Unit | Total |
| **Utility Power** | **1** | **LS** | | | | | | | | | | | | | | | |
| Power Billing | 35 | MO | --- | --- | --- | --- | --- | --- | --- | 600.00 | 21,000 | --- | --- | --- | --- | 600.00 | 21,000 |
| **Utility Power** | **1** | **LS** | **---** | **---** | **---** | **---** | **---** | **---** | **---** | **---** | **21,000** | **---** | **---** | **---** | **---** | **---** | **21,000** |
| **Sewer** | **100** | **%** | | | | | | | | | | | | | | | |
| Sewage Billing | 35 | MO | --- | --- | --- | --- | --- | --- | --- | 1,200.00 | 42,000 | --- | --- | --- | --- | 1,200.00 | 42,000 |
| **Sewer** | **100** | **%** | **---** | **---** | **---** | **---** | **---** | **---** | **---** | **420.00** | **42,000** | **---** | **---** | **---** | **---** | **420.00** | **42,000** |
| **Communications** | **100** | **%** | | | | | | | | | | | | | | | |
| Tele/Fax Billing | 35 | MO | --- | --- | --- | --- | --- | --- | --- | 500.00 | 17,500 | --- | --- | --- | --- | 500.00 | 17,500 |
| Internet (T1) Billing | 35 | MO | --- | --- | --- | --- | --- | --- | --- | 750.00 | 26,250 | --- | --- | --- | --- | 750.00 | 26,250 |
| Cell Phones | 154.50 | MO | --- | --- | --- | --- | --- | --- | --- | 150.00 | 23,175 | --- | --- | --- | --- | 150.00 | 23,175 |
| **Communications** | **100** | **%** | **---** | **---** | **---** | **---** | **---** | **---** | **---** | **669.25** | **66,925** | **---** | **---** | **---** | **---** | **669.25** | **66,925** |
| **Site Services** | **100** | **%** | | | | | | | | | | | | | | | |
| **2** Portable Toilets | 35 | MO | --- | --- | --- | --- | --- | --- | --- | 125.00 | 8,750 | --- | --- | --- | --- | 250.00 | 8,750 |
| Garbage Pickup | 35 | MO | --- | --- | --- | --- | --- | --- | --- | 800.00 | 28,000 | --- | --- | --- | --- | 800.00 | 28,000 |
| **Site Services** | **100** | **%** | **---** | **---** | **---** | **---** | **---** | **---** | **---** | **367.50** | **36,750** | **---** | **---** | **---** | **---** | **367.50** | **36,750** |
| **Radio System** | **100** | **%** | | | | | | | | | | | | | | | |
| Site Radios | 39 | MO | 1.000 | 1.000 | --- | --- | --- | 0.2289 | 1,544 | --- | --- | --- | --- | --- | --- | 39.60 | 1,544 |
| Radio Base Station | 35 | MO | 1.000 | 1.000 | --- | --- | --- | 0.4393 | 2,660 | --- | --- | --- | --- | --- | --- | 76.00 | 2,660 |
| Radio Repeater | 39 | MO | 1.000 | 1.000 | --- | --- | --- | 1.01 | 6,827 | --- | --- | --- | --- | --- | --- | 175.06 | 6,827 |

**GE04 Temporary Utilities 100 %**

# Item Analysis Sheet

Proprietary and Confidential

**GE04 Temporary Utilities 100 %**

| No. | Quantity | UOM | Units Per Hour | ManHrs Per Unit | Labor | | | Equipment | | Services / Tools / Supplies | | Perm. Material | | SubContract | | Total Price | |
|---|---|---|---|---|---|---|---|---|---|---|---|---|---|---|---|---|---|
| | | | | | Hours | $ / Hr | Total | $ / Hr | Total | $ / Unit | Total | $ / Unit | Total | $ / Unit | Total | Unit | Total |
| | | | | | | | | | | | | | | | | | |
| Radio System | 100 | % | --- | --- | --- | --- | --- | 110.32 | 11,032 | --- | --- | --- | --- | --- | --- | 110.32 | 11,032 |
| Temporary Utilities | 100 | % | --- | --- | --- | --- | --- | 110.32 | 11,032 | 1,666.75 | 166,675 | --- | --- | --- | --- | 1,777.07 | 177,707 |

**GE04 Temporary Utilities 100 %**

# Item Analysis Sheet

Proprietary and Confidential

**GE05 Dismantle & Restore Site 100 %**

| No. | Quantity | UOM | Units Per Hour | ManHrs Per Unit | Labor | | | Equipment | | Services / Tools / Supplies | | Perm. Material | | SubContract | | Total Price | |
|---|---|---|---|---|---|---|---|---|---|---|---|---|---|---|---|---|---|
| | | | | | Hours | $ / Hr | Total | $ / Hr | Total | $ / Unit | Total | $ / Unit | Total | $ / Unit | Total | Unit | Total |
| Cleanup & Restore Site (allowance) | 1 | LS | --- | --- | --- | --- | --- | --- | --- | 10,000.00 | 10,000 | --- | --- | --- | --- | --- | 10,000 |
| | | | | | | | | | | | | | | | | | |
| **Dismantle & Restore Site** | **100** | **%** | **---** | **---** | **---** | **---** | **---** | **---** | **---** | **100.00** | **10,000** | **---** | **---** | **---** | **---** | **100.00** | **10,000** |

**GE05 Dismantle & Restore Site 100 %**

# Item Analysis Sheet

GE06 Bonds 100 %

Proprietary and Confidential

| No. | Quantity | UOM | Units Per Hour | ManHrs Per Unit | Labor | | | Equipment | | Services / Tools / Supplies | | Perm. Material | | SubContract | | Total Price | |
|---|---|---|---|---|---|---|---|---|---|---|---|---|---|---|---|---|---|
| | | | | | Hours | $ / Hr | Total | $ / Hr | Total | $ / Unit | Total | $ / Unit | Total | $ / Unit | Total | Unit | Total |
| **US Contract** | **100** | **%** | | | | | | | | | | | | | | | |
| Class B - Contract Bond | 60,469,107 | TB | --- | --- | --- | --- | --- | --- | --- | 0.005000 | 302,346 | --- | --- | --- | --- | 0.005000 | 302,346 |
| **US Contract** | **100** | **%** | **---** | **---** | **---** | **---** | **---** | **---** | **---** | **3,023.46** | **302,346** | **---** | **---** | **---** | **---** | **3,023.46** | **302,346** |
| **Subcontract** | **100** | **%** | | | | | | | | | | | | | | | |
| Subcontractor Bonds | 17,549,754 | SC | --- | --- | --- | --- | --- | --- | --- | 0.020000 | 350,995 | --- | --- | --- | --- | 0.020000 | 350,995 |
| **Subcontract** | **100** | **%** | **---** | **---** | **---** | **---** | **---** | **---** | **---** | **3,509.95** | **350,995** | **---** | **---** | **---** | **---** | **3,509.95** | **350,995** |
| **Material** | **100** | **%** | | | | | | | | | | | | | | | |
| Material Bonds | 21,383,426 | MC | --- | --- | --- | --- | --- | --- | --- | 0.020000 | 427,669 | --- | --- | --- | --- | 0.020000 | 427,669 |
| **Material** | **100** | **%** | **---** | **---** | **---** | **---** | **---** | **---** | **---** | **4,276.69** | **427,669** | **---** | **---** | **---** | **---** | **4,276.69** | **427,669** |
| **Bonds** | **100** | **%** | **---** | **---** | **---** | **---** | **---** | **---** | **---** | **10,810.09** | **1,081,009** | **---** | **---** | **---** | **---** | **10,810.09** | **1,081,009** |

GE06 Bonds 100 %

# Item Analysis Sheet

**GE07 Insurance 100 %**

Proprietary and Confidential

| No. | Quantity | UOM | Units Per Hour | ManHrs Per Unit | Labor | | | Equipment | | Services / Tools / Supplies | | Perm. Material | | SubContract | | Total Price | |
|---|---|---|---|---|---|---|---|---|---|---|---|---|---|---|---|---|---|
| | | | | | Hours | $ / Hr | Total | $ / Hr | Total | $ / Unit | Total | $ / Unit | Total | $ / Unit | Total | Unit | Total |
| **General Liability** | **100** | **%** | | | | | | | | | | | | | | | |
| General Liability - USA | 60,469,107 | TB | --- | --- | --- | --- | --- | --- | --- | 0.009000 | 544,222 | --- | --- | --- | --- | 0.009000 | 544,222 |
| **General Liability** | **100** | **%** | **---** | **---** | **---** | **---** | **---** | **---** | **---** | **5,442.22** | **544,222** | **---** | **---** | **---** | **---** | **5,442.22** | **544,222** |
| **Builders Risk** | **100** | **%** | | | | | | | | | | | | | | | |
| Builders Risk | 60,469,107 | TB | --- | --- | --- | --- | --- | --- | --- | 0.010000 | 604,691 | --- | --- | --- | --- | 0.010000 | 604,691 |
| **Builders Risk** | **100** | **%** | **---** | **---** | **---** | **---** | **---** | **---** | **---** | **6,046.91** | **604,691** | **---** | **---** | **---** | **---** | **6,046.91** | **604,691** |
| **Professional Liability** | **100** | **%** | | | | | | | | | | | | | | | |
| CMAR/TB Builder Liability | 60,469,107 | TB | --- | --- | --- | --- | --- | --- | --- | 0.002500 | 151,173 | --- | --- | --- | --- | 0.002500 | 151,173 |
| **Professional Liability** | **100** | **%** | **---** | **---** | **---** | **---** | **---** | **---** | **---** | **1,511.73** | **151,173** | **---** | **---** | **---** | **---** | **1,511.73** | **151,173** |
| **Insurance** | **100** | **%** | **---** | **---** | **---** | **---** | **---** | **---** | **---** | **13,000.86** | **1,300,086** | **---** | **---** | **---** | **---** | **13,000.86** | **1,300,086** |

**GE07 Insurance 100 %**

# Item Analysis Sheet

Proprietary and Confidential

**GE08 Project Staffing 100 %**

| No. | Quantity | UOM | Units Per Hour | ManHrs Per Unit | Labor | | | Equipment | | Services / Tools / Supplies | | Perm. Material | | SubContract | | Total Price | |
|---|---|---|---|---|---|---|---|---|---|---|---|---|---|---|---|---|---|
| | | | | | Hours | $ / Hr | Total | $ / Hr | Total | $ / Unit | Total | $ / Unit | Total | $ / Unit | Total | Unit | Total |
| *7/23/2026 8:23 PM : Staff Row for Role Code : PM* | | | | | | | | | | | | | | | | | |
| Project Manager | 27 | MO | 4.000 | 0.250 | 1,170 | PM 185.00 | 216,450 | --- | --- | --- | --- | --- | --- | --- | --- | 8,016.66 | 216,450 |
| *7/23/2026 8:23 PM : Staff Row for Role Code : CM* | | | | | | | | | | | | | | | | | |
| Construction Manager | 27 | MO | 1.187 | 0.843 | 3,943 | CM 225.00 | 887,249 | --- | --- | --- | --- | --- | --- | --- | --- | 32,861.09 | 887,249 |
| *7/23/2026 8:23 PM : Staff Row for Role Code : GS* | | | | | | | | | | | | | | | | | |
| General Superintendent | 27 | MO | 1.125 | 0.889 | 4,160 | GS 175.00 | 727,999 | --- | --- | --- | --- | --- | --- | --- | --- | 26,962.94 | 727,999 |
| *7/23/2026 8:23 PM : Staff Row for Role Code : HSM* | | | | | | | | | | | | | | | | | |
| Health & Safety Manager | 27 | MO | 1.125 | 0.889 | 4,160 | HSM 120.00 | 499,200 | --- | --- | --- | --- | --- | --- | --- | --- | 18,488.87 | 499,200 |
| *7/23/2026 8:23 PM : Staff Row for Role Code : FE* | | | | | | | | | | | | | | | | | |
| Field Engineer 1 (#1) | 5 | MO | 1.000 | 1.000 | 867 | FE 120.00 | 104,000 | --- | --- | --- | --- | --- | --- | --- | --- | 20,799.98 | 104,000 |
| *7/23/2026 8:23 PM : Staff Row for Role Code : PE* | | | | | | | | | | | | | | | | | |
| Project Engineer 1 (#1) | 7 | MO | 1.000 | 1.000 | 1,213 | PE 135.00 | 163,800 | --- | --- | --- | --- | --- | --- | --- | --- | 23,399.98 | 163,800 |
| *7/23/2026 8:23 PM : Staff Row for Role Code : BIM* | | | | | | | | | | | | | | | | | |
| BIM Modeler | 10 | MO | 1.000 | 1.000 | 1,733 | BIM 115.00 | 199,333 | --- | --- | --- | --- | --- | --- | --- | --- | 19,933.32 | 199,333 |
| *7/23/2026 8:23 PM : Staff Row for Role Code : PA* | | | | | | | | | | | | | | | | | |
| Purchasing Agent | 27 | MO | 3.375 | 0.296 | 1,387 | PA 95.00 | 131,733 | --- | --- | --- | --- | --- | --- | --- | --- | 4,879.01 | 131,733 |
| *7/23/2026 8:23 PM : Staff Row for Role Code : ACC* | | | | | | | | | | | | | | | | | |
| Accountant | 27 | MO | 1.935 | 0.517 | 2,418 | ACC 95.00 | 229,710 | --- | --- | --- | --- | --- | --- | --- | --- | 8,507.77 | 229,710 |
| *7/23/2026 8:23 PM : Staff Row for Role Code : PE* | | | | | | | | | | | | | | | | | |
| Project Engineer - Underground | 9 | MO | 1.000 | 1.000 | 1,560 | PE 135.00 | 210,600 | --- | --- | --- | --- | --- | --- | --- | --- | 23,399.98 | 210,600 |
| *7/23/2026 8:23 PM : Staff Row for Role Code : FE* | | | | | | | | | | | | | | | | | |
| Field Engineer - Underground | 9 | MO | 1.000 | 1.000 | 1,560 | FE 120.00 | 187,200 | --- | --- | --- | --- | --- | --- | --- | --- | 20,799.98 | 187,200 |

**GE08 Project Staffing 100 %**

# Item Analysis Sheet

Proprietary and Confidential

**GE08 Project Staffing 100 %**

| No. | Quantity | UOM | Units Per Hour | ManHrs Per Unit | Labor | | | Equipment | | Services / Tools / Supplies | | Perm. Material | | SubContract | | Total Price | |
|---|---|---|---|---|---|---|---|---|---|---|---|---|---|---|---|---|---|
| | | | | | Hours | $ / Hr | Total | $ / Hr | Total | $ / Unit | Total | $ / Unit | Total | $ / Unit | Total | Unit | Total |
| *7/23/2026 8:23 PM : Staff Row for Role Code : PE* | | | | | | | | | | | | | | | | | |
| Project Engineer - Concrete | 11 | MO | 1.000 | 1.000 | 1,907 | PE 135.00 | 257,400 | --- | --- | --- | --- | --- | --- | --- | --- | 23,399.98 | 257,400 |
| *7/23/2026 8:23 PM : Staff Row for Role Code : PE* | | | | | | | | | | | | | | | | | |
| Project Engineer - Mechanical | 19 | MO | 1.000 | 1.000 | 3,293 | PE 135.00 | 444,600 | --- | --- | --- | --- | --- | --- | --- | --- | 23,399.98 | 444,600 |
| *7/23/2026 8:23 PM : Staff Row for Role Code : FE* | | | | | | | | | | | | | | | | | |
| Field Engineer - Mechanical | 19 | MO | 1.000 | 1.000 | 3,293 | FE 120.00 | 395,200 | --- | --- | --- | --- | --- | --- | --- | --- | 20,799.98 | 395,200 |
| *7/23/2026 8:23 PM : Staff Row for Role Code : PE* | | | | | | | | | | | | | | | | | |
| Project Engineer - Commissioning | 8 | MO | 1.455 | 0.688 | 953 | PE 135.00 | 128,700 | --- | --- | --- | --- | --- | --- | --- | --- | 16,087.49 | 128,700 |
| **Staff Plan** | **1** | **LS** | | | | | | | | | | | | | | | |
| Yard Pipe Superintendent | 9 | MO | 1.000 | 1.000 | 1,560 | YPSUP 175.00 | 273,000 | --- | --- | --- | --- | --- | --- | --- | --- | 30,333.31 | 273,000 |
| Structure Superintendent | 13 | MO | 1.000 | 1.000 | 2,253 | SSUP 175.00 | 394,333 | --- | --- | --- | --- | --- | --- | --- | --- | 30,333.31 | 394,333 |
| Piping Superintendent - Mechancial | 19 | MO | 1.000 | 1.000 | 3,293 | PISUP 175.00 | 576,333 | --- | --- | --- | --- | --- | --- | --- | --- | 30,333.31 | 576,333 |
| Piping Superintendent - Commissioning | 5.50 | MO | 1.000 | 1.000 | 953 | PISUP 175.00 | 166,833 | --- | --- | --- | --- | --- | --- | --- | --- | 30,333.31 | 166,833 |
| **Staff Plan** | **1** | **LS** | **---** | **---** | **8,060** | **175.00** | **1,410,499** | **---** | **---** | **---** | **---** | **---** | **---** | **---** | **---** | **---** | **1,410,499** |
| **Project Staffing** | **100** | **%** | **0.002** | **416.780** | **41,678** | **148.61** | **6,193,672** | **---** | **---** | **---** | **---** | **---** | **---** | **---** | **---** | **61,936.72** | **6,193,672** |

**GE08 Project Staffing 100 %**

# Item Analysis Sheet

Proprietary and Confidential

**GE10 Equipment 1 LS**

| No. | Quantity | UOM | Units Per Hour | ManHrs Per Unit | Labor | | | Equipment | | Services / Tools / Supplies | | Perm. Material | | SubContract | | Total Price | |
|---|---|---|---|---|---|---|---|---|---|---|---|---|---|---|---|---|---|
| | | | | | Hours | $ / Hr | Total | $ / Hr | Total | $ / Unit | Total | $ / Unit | Total | $ / Unit | Total | Unit | Total |
| **Pickups** | **100** | **%** | | | | | | | | | | | | | | | |
| Truck Allowance - Management | 40.75 | MO | --- | --- | --- | --- | --- | --- | --- | --- | --- | 1,200.00 | 48,900 | --- | --- | 1,200.00 | 48,900 |
| Pickup Truck - 4x2 Ex. Cab | 70.50 | MO | 1.000 | 1.000 | --- | --- | --- | 20.00 | 243,882 | --- | --- | --- | --- | --- | --- | 3,459.33 | 243,882 |
| **Pickups** | **100** | **%** | **---** | **---** | **---** | **---** | **---** | **2,438.82** | **243,882** | **---** | **---** | **489.00** | **48,900** | **---** | **---** | **2,927.82** | **292,782** |
| **Equipment** | **1** | **LS** | **---** | **---** | **---** | **---** | **---** | **---** | **243,882** | **---** | **---** | **---** | **48,900** | **---** | **---** | **---** | **292,782** |

**GE10 Equipment 1 LS**

# Item Analysis Sheet

**GE11 Management Services 100 %**

Proprietary and Confidential

| No. | Quantity | UOM | Units Per Hour | ManHrs Per Unit | Labor | | | Equipment | | Services / Tools / Supplies | | Perm. Material | | SubContract | | Total Price | |
|---|---|---|---|---|---|---|---|---|---|---|---|---|---|---|---|---|---|
| | | | | | Hours | $ / Hr | Total | $ / Hr | Total | $ / Unit | Total | $ / Unit | Total | $ / Unit | Total | Unit | Total |
| **Engineering** | **35** | **MO** | | | | | | | | | | | | | | | |
| Eng & Drafting Equipment | 1 | EA | --- | --- | --- | --- | --- | --- | --- | 500.00 | 500 | --- | --- | --- | --- | 500.00 | 500 |
| Eng. Supplies,Blueprints | 35 | MO | --- | --- | --- | --- | --- | --- | --- | 50.00 | 1,750 | --- | --- | --- | --- | 50.00 | 1,750 |
| **Engineering** | **35** | **MO** | **---** | **---** | **---** | **---** | **---** | **---** | **---** | **64.29** | **2,250** | **---** | **---** | **---** | **---** | **64.29** | **2,250** |
| **Survey** | **39** | **MO** | | | | | | | | | | | | | | | |
| Lasers Pipe | 39 | MO | 1.000 | 1.000 | --- | --- | --- | 1.59 | 10,751 | --- | --- | --- | --- | --- | --- | 275.66 | 10,751 |
| Lasers Vertical/Horizontal | 39 | MO | 1.000 | 1.000 | --- | --- | --- | 0.8310 | 5,606 | --- | --- | --- | --- | --- | --- | 143.75 | 5,606 |
| Total Station, Robotic | 39 | MO | 1.000 | 1.000 | --- | --- | --- | 15.05 | 101,529 | --- | --- | --- | --- | --- | --- | 2,603.30 | 101,529 |
| Survey Supplies | 39 | MO | --- | --- | --- | --- | --- | --- | --- | 150.00 | 5,850 | --- | --- | --- | --- | 150.00 | 5,850 |
| **Survey** | **39** | **MO** | **---** | **---** | **---** | **---** | **---** | **3,022.72** | **117,886** | **150.00** | **5,850** | **---** | **---** | **---** | **---** | **3,172.72** | **123,736** |
| **Office** | **35** | **MO** | | | | | | | | | | | | | | | |
| Office Equipment (BizHub) | 35 | MO | --- | --- | --- | --- | --- | --- | --- | 300.00 | 10,500 | --- | --- | --- | --- | 300.00 | 10,500 |
| VPN & Server | 35 | MO | --- | --- | --- | --- | --- | --- | --- | 50.00 | 1,750 | --- | --- | --- | --- | 50.00 | 1,750 |
| Office Supplies | 35 | MO | --- | --- | --- | --- | --- | --- | --- | 650.00 | 22,750 | --- | --- | --- | --- | 650.00 | 22,750 |
| Post & Courier | 35 | MO | --- | --- | --- | --- | --- | --- | --- | 200.00 | 7,000 | --- | --- | --- | --- | 200.00 | 7,000 |
| **Office** | **35** | **MO** | **---** | **---** | **---** | **---** | **---** | **---** | **---** | **1,200.00** | **42,000** | **---** | **---** | **---** | **---** | **1,200.00** | **42,000** |
| **First Aid & Safety** | **35** | **MO** | | | | | | | | | | | | | | | |
| Medical/Drug Testing | 20 | EA | --- | --- | --- | --- | --- | --- | --- | 250.00 | 5,000 | --- | --- | --- | --- | 250.00 | 5,000 |
| Training & Orientation | 20 | EA | --- | --- | --- | --- | --- | --- | --- | 35.00 | 700 | --- | --- | --- | --- | 35.00 | 700 |
| F.A. & Safety Supplies | 77,243 | MH | --- | --- | --- | --- | --- | --- | --- | 0.120000 | 9,269 | --- | --- | --- | --- | 0.120000 | 9,269 |
| Fire Protection | 77,243 | MH | --- | --- | --- | --- | --- | --- | --- | 0.070000 | 5,407 | --- | --- | --- | --- | 0.070000 | 5,407 |

**GE11 Management Services 100 %**

# Item Analysis Sheet

Proprietary and Confidential

**GE11 Management Services 100 %**

| No. | Quantity | UOM | Units Per Hour | ManHrs Per Unit | Labor | | | Equipment | | Services / Tools / Supplies | | Perm. Material | | SubContract | | Total Price | |
|---|---|---|---|---|---|---|---|---|---|---|---|---|---|---|---|---|---|
| | | | | | Hours | $ / Hr | Total | $ / Hr | Total | $ / Unit | Total | $ / Unit | Total | $ / Unit | Total | Unit | Total |
| Water Coolers | 5 | EA | --- | --- | --- | --- | --- | --- | --- | 50.00 | 250 | --- | --- | --- | --- | 50.00 | 250 |
| Drinking Water & Ice | 39 | MO | --- | --- | --- | --- | --- | --- | --- | 200.00 | 7,800 | --- | --- | --- | --- | 200.00 | 7,800 |
| **First Aid & Safety** | **35** | **MO** | **---** | **---** | **---** | **---** | **---** | **---** | **---** | **812.17** | **28,426** | **---** | **---** | **---** | **---** | **812.17** | **28,426** |
| **ST&S** | **100** | **%** | | | | | | | | | | | | | | | |
| ST&S | 77,243 | MH | --- | --- | --- | --- | --- | --- | --- | 2.25 | 173,796 | --- | --- | --- | --- | 2.25 | 173,796 |
| **ST&S** | **100** | **%** | **---** | **---** | **---** | **---** | **---** | **---** | **---** | **1,737.96** | **173,796** | **---** | **---** | **---** | **---** | **1,737.96** | **173,796** |
| **Management Services** | **100** | **%** | **---** | **---** | **---** | **---** | **---** | **1,178.86** | **117,886** | **2,523.22** | **252,322** | **---** | **---** | **---** | **---** | **3,702.08** | **370,208** |

**GE11 Management Services 100 %**

# Item Analysis Sheet

Proprietary and Confidential

**GE12 Misc Job Expense 100 %**

| No. | Quantity | UOM | Units Per Hour | ManHrs Per Unit | Labor | | | Equipment | | Services / Tools / Supplies | | Perm. Material | | SubContract | | Total Price | |
|---|---|---|---|---|---|---|---|---|---|---|---|---|---|---|---|---|---|
| | | | | | Hours | $ / Hr | Total | $ / Hr | Total | $ / Unit | Total | $ / Unit | Total | $ / Unit | Total | Unit | Total |
| **Public Relations** | **100** | **%** | | | | | | | | | | | | | | | |
| Project Signs | 1 | EA | --- | --- | --- | --- | --- | --- | --- | 1,000.00 | 1,000 | --- | --- | --- | --- | 1,000.00 | 1,000 |
| Photographs | 39 | MO | --- | --- | --- | --- | --- | --- | --- | 200.00 | 7,800 | --- | --- | --- | --- | 200.00 | 7,800 |
| **Public Relations** | **100** | **%** | **---** | **---** | **---** | **---** | **---** | **---** | **---** | **88.00** | **8,800** | **---** | **---** | **---** | **---** | **88.00** | **8,800** |
| **Misc Job Expense** | **100** | **%** | **---** | **---** | **---** | **---** | **---** | **---** | **---** | **88.00** | **8,800** | **---** | **---** | **---** | **---** | **88.00** | **8,800** |

**GE12 Misc Job Expense 100 %**

# Item Analysis Sheet

Proprietary and Confidential

**GE13 Equipment Maintenace 100 %**

| No. | Quantity | UOM | Units Per Hour | ManHrs Per Unit | Labor | | | Equipment | | Services / Tools / Supplies | | Perm. Material | | SubContract | | Total Price | |
|---|---|---|---|---|---|---|---|---|---|---|---|---|---|---|---|---|---|
| | | | | | Hours | $ / Hr | Total | $ / Hr | Total | $ / Unit | Total | $ / Unit | Total | $ / Unit | Total | Unit | Total |
| **Repair Service** | **100** | **%** | | | | | | | | | | | | | | | |
| Shop Tools/Equipt | 52,119 | TR | --- | --- | --- | --- | --- | --- | --- | 0.014700 | 766 | --- | --- | --- | --- | 0.014700 | 766 |
| Shop Supplies | 52,119 | TR | --- | --- | --- | --- | --- | --- | --- | 0.018100 | 943 | --- | --- | --- | --- | 0.018100 | 943 |
| Welding Supplies | 52,119 | TR | --- | --- | --- | --- | --- | --- | --- | 0.007200 | 375 | --- | --- | --- | --- | 0.007200 | 375 |
| **Repair Service** | **100** | **%** | **---** | **---** | **---** | **---** | **---** | **---** | **---** | **20.85** | **2,085** | **---** | **---** | **---** | **---** | **20.85** | **2,085** |
| **Equipment Maintenace** | **100** | **%** | **---** | **---** | **---** | **---** | **---** | **---** | **---** | **20.85** | **2,085** | **---** | **---** | **---** | **---** | **20.85** | **2,085** |

**GE13 Equipment Maintenace 100 %**

# Item Analysis Sheet

**GE14 Sales Tax 100 %**

Proprietary and Confidential

| No. | Quantity | UOM | Units Per Hour | ManHrs Per Unit | Labor | | | Equipment | | Services / Tools / Supplies | | Perm. Material | | SubContract | | Total Price | |
|---|---|---|---|---|---|---|---|---|---|---|---|---|---|---|---|---|---|
| | | | | | Hours | $ / Hr | Total | $ / Hr | Total | $ / Unit | Total | $ / Unit | Total | $ / Unit | Total | Unit | Total |
| **Taxes** | **100** | **%** | | | | | | | | | | | | | | | |
| Sales Tax | 21,383,42 | MC | --- | --- | --- | --- | --- | --- | --- | 0.075000 | 1,603,757 | --- | --- | --- | --- | 0.075000 | 1,603,757 |
| **Taxes** | **100** | **%** | **---** | **---** | **---** | **---** | **---** | **---** | **---** | **16,037.57** | **1,603,757** | **---** | **---** | **---** | **---** | **16,037.57** | **1,603,757** |
| **Sales Tax** | **100** | **%** | **---** | **---** | **---** | **---** | **---** | **---** | **---** | **16,037.57** | **1,603,757** | **---** | **---** | **---** | **---** | **16,037.57** | **1,603,757** |

**GE14 Sales Tax 100 %**

# Item Analysis Sheet

Proprietary and Confidential

**CONT CMAR Contingencies 1 LS**

| No. | Quantity | UOM | Units Per Hour | ManHrs Per Unit | Labor | | | Equipment | | Services / Tools / Supplies | | Perm. Material | | SubContract | | Total Price | |
|---|---|---|---|---|---|---|---|---|---|---|---|---|---|---|---|---|---|
| | | | | | Hours | $ / Hr | Total | $ / Hr | Total | $ / Unit | Total | $ / Unit | Total | $ / Unit | Total | Unit | Total |
| CMAR Contingency (Reference Risk Register) | 60,469,107 | TB | --- | --- | --- | --- | --- | --- | --- | 0.050000 | 3,023,455 | --- | --- | --- | --- | 0.050000 | 3,023,455 |
| **CMAR Contingencies** | **1** | **LS** | **---** | **---** | **---** | **---** | **---** | **---** | **---** | **---** | **3,023,455** | **---** | **---** | **---** | **---** | **---** | **3,023,455** |

**CONT CMAR Contingencies 1 LS**

# TAB 5

## LIST OF DOCUMENTS

# BID DOCUMENTS:

| TYPE | DOCUMENT NAME | DATE |
|---|---|---|
| Drawings | MANATEE SERWRF CAPACITY IMPROVEMENTS – PHASE B<br>PROJECT NO. 6106080<br>IFC CONFORMED SET | July 2025 |
| Specifications | MANATEE SERWRF CAPACITY IMPROVEMENTS – PHASE B<br>PROJECT NO. 6106080<br>IFC TECHNICAL SPECIFICATIONS | July 2025 |

# TAB 6

## VENDOR SELECTION MATRIX

## Subcontractor Outreach and Selection Summary

As the General Contractor, our subcontractor procurement process begins with outreach to qualified local subcontractors. We leverage our internal network of offices and past project experience to identify companies that are reputable and have successfully performed similar scopes of work.

Once potential subcontractors are identified, we contact them directly. Depending on the scope, we engage subcontractors through phone calls, virtual meetings, or in-person discussions to review project requirements, confirm their interest, and evaluate their capabilities. During these discussions, we evaluate each firm's ability to manage the work within the required schedule, their manpower availability, and their bonding capacity. We also confirm that they meet our company's prequalification requirements before moving forward.

Following this preapproval process, we conduct a thorough review of each subcontractor's proposal. This includes detailed discussions with the bidder to clarify scope, confirm assumptions, and ensure their pricing is comprehensive and aligned with project requirements. The analysis considers not only cost, but also experience, technical qualifications, schedule adherence, and overall value to the project.

This structured approach ensures that the subcontractors invited to bid are qualified, capable, and positioned to contribute to the project's success.

**Vendor selections are highlighted below. Any items noted in Red are out of spec or plugs numbers for leveling purposes.**

## Vendor Selection Matrix

| **Division 01** | **Division Name (i.e. Concrete)** | **Vendor No. 1** | **Vendor No. 2** | **Vendor No. 3** | **Vendor No. 4** | **Vendor No. 5** |
|---|---|---|---|---|---|---|
| | **Scope of Work (i.e. Readymix Concrete Supply)** | Waste Connection Inc | Vendor Name | Vendor Name | Vendor Name | Vendor Name |
| | Details from proposal | $0 | $0 | $0 | $0 | $0 |
| Debris Disposal | | $0 | $0 | $0 | $0 | $0 |
| 20/30-yd Roll-off Container for c&d material | | $0 | $0 | $0 | $0 | $0 |
| Delivery Fee | | $125 | $0 | $0 | $0 | $0 |
| Haul Rate $455 flat up to 4 tons | | $455 | $0 | $0 | $0 | $0 |
| Tonnage $60/ton over 5 tons | | $60 | $0 | $0 | $0 | $0 |
| | | $0 | $0 | $0 | $0 | $0 |
| 20-yd Roll-off Container for concrete material | | $0 | $0 | $0 | $0 | $0 |
| Delivery Fee | | $125 | $0 | $0 | $0 | $0 |
| Haul Rate | | $250 | $0 | $0 | $0 | $0 |
| Tonnage $0 clean concrete | | $0 | $0 | $0 | $0 | $0 |
| | | $0 | $0 | $0 | $0 | $0 |
| | | $0 | $0 | $0 | $0 | $0 |
| | | $0 | $0 | $0 | $0 | $0 |
| | **Subtotal** | **$1,015** | **$0** | **$0** | **$0** | **$0** |
| | Taxes (0%) | $0 | $0 | $0 | $0 | $0 |
| | SDI Bond (0%) | $0 | $0 | $0 | $0 | $0 |
| | **Grand Total** | **$1,015** | **$0** | **$0** | **$0** | **$0** |
| | | NOTES | | | | |

| **Division 02** | **Division Name (i.e. Concrete)** | **Vendor No. 1** | **Vendor No. 2** | **Vendor No. 3** | **Vendor No. 4** | **Vendor No. 5** |
|---|---|---|---|---|---|---|
| | **Scope of Work (i.e. Readymix Concrete Supply)** | Burgess Civil | WF Wolfield | Superior Asphalt | Mill-it | Vendor Name |
| | Details from proposal | $0 | $0 | $0 | $0 | $0 |
| General Conditions: | | $0 | $0 | $0 | $0 | $0 |
| Movilization | | $35,000 | $82,236 | $0 | $0 | $0 |
| Survey & As-builts | | $27,945 | $0 | $0 | $0 | $0 |
| Seed & Mulch (if required) | | $0 | $0 | $0 | $0 | $0 |
| Bahia Sod if required (if required) | | $0 | $0 | $0 | $0 | $0 |
| | | $0 | $0 | $0 | $0 | $0 |
| Dewatering Contingency | | $0 | $24,000 | $0 | $0 | $0 |
| Site Demo | | $0 | $125,000 | $0 | $0 | $0 |
| | | | | | | |
| 4" Base | | $0 | $1,748 | $0 | $0 | $0 |
| Subgrade | | $0 | $1,185 | $0 | $0 | $0 |
| 30x50 Stabilized Construction Entrance #1 agg | | $0 | $4,175 | $0 | $0 | $0 |
| Floating & staked turbidity screen | | $0 | $12,488 | $0 | $0 | $0 |
| Full Depth Pvt Restoration | | $0 | $149,175 | $0 | $0 | $0 |
| Milling & resurfacing | | $0 | $74,745 | $73,080 | $0 | $0 |
| silt fencing | | $0 | $11,225 | $0 | $0 | $0 |
| Milling | | | | | $5,250 | |
| | | | | | | |
| Excavation, Embankment & Grading | | $0 | $67,500 | $0 | $0 | $0 |
| Site Dust Control & House Keeping Contingency | | $0 | $6,500 | $0 | $0 | $0 |
| | | | | | | |
| Earthwork: | | | $0 | $0 | $0 | $0 |
| CONSTRUCT GENERATOR/ELEC PAD | | $875 | $0 | $0 | $0 | $0 |
| CONSTRUCT IPS PAD | | $450 | $0 | $0 | $0 | $0 |
| CONSTRUCT AGS PAD | | $13,350 | $0 | $0 | $0 | $0 |
| BASE ROCK BELOW AGS (4" CC) | | $5,175 | $0 | $0 | $0 | $0 |
| FINE GRADE FLAT AREAS | | $24,750 | $0 | $0 | $0 | $0 |
| FINE GRADE SLOPED AREAS | | $875 | $0 | $0 | $0 | $0 |
| | | | | | | |
| Roadway: | | | $0 | $0 | $0 | $0 |
| SAW-CUT & MATCH PAVEMENT | | $6,000 | $0 | $0 | $0 | $0 |
| 3.00" MILL / OVERLAY | | $86,625 | $0 | $0 | $0 | $0 |
| 1.00" ASPHALT (SP-9.5): FINAL LIFT | | $29,925 | $0 | $39,600 | $0 | $0 |
| 2.00" ASPHALT (SP-12.5): INITIAL LIFT | | $52,425 | $0 | $79,200 | $0 | $0 |
| 10" LIMEROCK BASE | | $82,881 | $0 | $0 | $0 | $0 |
| 12" STABILIZED SUBGRADE (LBR 40) | | $40,808 | $0 | $0 | $0 | $0 |
| MIAMI CURB | | $7,425 | $0 | $0 | $0 | $0 |
| 4" SIDEWALK (WWM - REINFORCED) | | $40,500 | $0 | $0 | $0 | $0 |
| | | $0 | $0 | $0 | $0 | $0 |
| 1" type S-3 | | $0 | $86,505 | $0 | $0 | $0 |
| 2" S-1 asphalt Pvt | | $0 | $113,880 | $0 | $0 | $0 |
| 10" base LBR 100 | | $0 | $98,222 | $0 | $0 | $0 |
| 12" Subgrade LBR 40 | | $0 | $56,393 | $0 | $0 | $0 |

| | | | | | | |
|---|---|---|---|---|---|---|
| | | $0 | $0 | $0 | $0 | $0 |
| Mobilization | | $0 | $3,500 | $0 | $0 | $0 |
| 4" thick 300 psi class 1 concrete sidewalk | | $0 | $3,910 | $0 | $0 | $0 |
| Miami Curb | | $0 | $8,460 | $0 | $0 | $0 |
| | | $0 | $0 | $0 | $0 | $0 |
| | | $0 | $0 | $0 | $0 | $0 |
| ADD ALTERNATE 01 (CRDM REQUIREMENTS) ADD ALT 01 15' WIDE PATH AROUND AGS (6" CC) | | $27,600 | $0 | $0 | $0 | $0 |
| | | | $0 | $0 | $0 | $0 |
| | | $0 | $0 | $0 | $0 | $0 |
| Alt 02 Dutchland requirements: 30' WIDE PATH AROUND AGS (6" CC) - 2550 SY | | $58,650 | $0 | $0 | $0 | $0 |
| | | $0 | $0 | $0 | $0 | $0 |
| | | $0 | $0 | $0 | $0 | $0 |
| | **Subtotal** | **$641,682** | **$930,846** | **$191,880** | **$5,250** | **$0** |
| | Taxes (0%) | $0 | $0 | $0 | $0 | $0 |
| | SDI Bond (0%) | $0 | $0 | $0 | $0 | $0 |
| | **Grand Total** | **$641,682** | **$930,846** | **$191,880** | **$5,250** | **$0** |
| | | NOTES | | | | |

| **Division 03 - Rebar** | **Division Name (i.e. Concrete)** | **Vendor No. 1** | **Vendor No. 2** | **Vendor No. 3** | **Vendor No. 4** | **Vendor No. 5** |
|---|---|---|---|---|---|---|
| | **Scope of Work (i.e. Readymix Concrete Supply)** | DT Reads | Nucor Rebar | Vendor Name | Vendor Name | Vendor Name |
| | Details from proposal | $0 | $0 | $0 | $0 | $0 |
| Place reinforcing steel for the structural drawings, for $692.00 per ton (labor only) | | $56,761 | $0 | $0 | $0 | $0 |
| | | $0 | $0 | $0 | $0 | $0 |
| Furnish reinforcing steel for the structural drawings, for $1,710.00 per ton (supply only) | | $0 | $70,131 | $0 | $0 | $0 |
| | | $0 | $0 | $0 | $0 | $0 |
| | **Subtotal** | **$56,761** | **$70,131** | **$0** | **$0** | **$0** |
| | Taxes (0%) | $0 | $0 | $0 | $0 | $0 |
| | SDI Bond (0%) | $0 | $0 | $0 | $0 | $0 |
| | **Grand Total** | **$56,761** | **$70,131** | **$0** | **$0** | **$0** |
| | | NOTES | | | | |

| **Division 03 - Formwaork** | **Division Name (i.e. Concrete)** | **Vendor No. 1** | **Vendor No. 2** | **Vendor No. 3** | **Vendor No. 4** | **Vendor No. 5** |
|---|---|---|---|---|---|---|
| | **Scope of Work (i.e. Readymix Concrete Supply)** | Peri | Vendor Name | Vendor Name | Vendor Name | Vendor Name |
| | Details from proposal | $0 | $0 | $0 | $0 | $0 |
| Peri Scope | | $0 | $0 | $0 | $0 | $0 |
| Wall Forming | | $18,860 | $0 | $0 | $0 | $0 |
| Shoring | | $0 | $0 | $0 | $0 | $0 |
| PERI Plywood $46.00/sheet | | $2,190 | $0 | $0 | $0 | $0 |
| PERI Technical and Engineering Services | | $3,500 | $0 | $0 | $0 | $0 |
| | | $0 | $0 | $0 | $0 | $0 |
| | **Subtotal** | **$44,550** | **$0** | **$0** | **$0** | **$0** |
| | Taxes (0%) | $0 | $0 | $0 | $0 | $0 |
| | SDI Bond (0%) | $0 | $0 | $0 | $0 | $0 |
| | **Grand Total** | **$44,550** | **$0** | **$0** | **$0** | **$0** |
| | | NOTES | | | | |

| **Division 03 - Concrete** | **Division Name (i.e. Concrete)** | **Vendor No. 1** | **Vendor No. 2** | **Vendor No. 3** | **Vendor No. 4** | **Vendor No. 5** |
|---|---|---|---|---|---|---|
| | **Scope of Work (i.e. Readymix Concrete Supply)** | Scammell Construction | Vendor Name | Vendor Name | Vendor Name | Vendor Name |
| | CY @ $1645.3 | $0 | $0 | $0 | $0 | $0 |
| Scammel Scope: | | $0 | $0 | $0 | $0 | $0 |
| BLOWERS FOUNDATION | 158 | $259,957 | $129,985 | $0 | $0 | $0 |
| INFLUENT PUMP STATION SOG | 72 | $118,462 | $75,515 | $0 | $0 | $0 |
| GENERATOR SOG | 69 | $113,526 | $71,190 | $0 | $0 | $0 |
| ELECTRICAL BUILDING FOUNDATION | 57 | $93,782 | $127,723 | $0 | $0 | $0 |
| ELECTRICAL BUILDING CMU | 17 | $27,970 | $58,029 | $0 | $0 | $0 |
| SITE CONCRETE | 65 | $106,945 | $296,502 | $0 | $0 | $0 |
| | | $0 | $0 | $0 | $0 | $0 |
| | | $0 | $0 | $0 | $0 | $0 |
| | **Subtotal** | **$720,641** | **$758,944** | **$0** | **$0** | **$0** |
| | Taxes (0%) | $0 | $0 | $0 | $0 | $0 |
| | SDI Bond (0%) | $0 | $0 | $0 | $0 | $0 |
| | **Grand Total** | **$720,641** | **$758,944** | **$0** | **$0** | **$0** |
| | | NOTES | | | | |

| Division 05 - Misc metals | Division Name (i.e. Concrete) | Vendor No. 1 | Vendor No. 2 | Vendor No. 3 | Vendor No. 4 | Vendor No. 5 | |
|---|---|---|---|---|---|---|---|
| | Scope of Work (i.e. Readymix Concrete Supply) | Metalcraft | Peak to Peak | Steel Fabricators LLC | Vendor Name | Vendor Name | |
| | Details from proposal | $0 | $0 | $0 | $0 | $0 | |
| Metal craft scope: | | $0 | $0 | $0 | $0 | $0 | |
| DWG S35.209/S35.204 South Aluminum Stair, 3 landings, ( 42 ) treads, OSHA approved railing both sides. | | $49,688 | $0 | $0 | $0 | $0 | |
| DWG S35.210/S35.205 East Aluminum Stair, 3 landings, ( 42 ) treads, OSHA approved railing both sides. | | $49,688 | $0 | $0 | $0 | $0 | |
| DWG S35.206 Upper Lvl. AL checkered plate 3/8" Type A, | | $177,398 | $0 | $0 | $0 | $0 | |
| DWG S35.206 Upper Lvl. AL Railing Base (1761 L/F) | | $220,665 | $0 | $0 | $0 | $0 | |
| DWG S35.302/S35.502 (5) Closure 316SS 1/2" Plate 3'-0"x2'-6" w/ Neoprene Gasket and Hardware | | $1,448 | $0 | $0 | $0 | $0 | |
| FRT - FULL SEMI TRUCK LOAD Freight Allowance ~ Price is per load. | | $1,200 | $0 | $0 | $0 | $0 | |
| FRT - SMALL TRUCK LOAD Freight Allowance for delivery via Isuzu NPR Flatbed | | $650 | $0 | $0 | $0 | $0 | |
| | | $0 | $0 | $0 | $0 | $0 | |
| | | $0 | $0 | $0 | $0 | $0 | |
| | | $0 | $0 | $0 | $0 | $0 | |
| Aluminum Railings 1,912 LF Assembled | | $0 | $92,981 | $0 | $0 | $0 | |
| | | $0 | $0 | $0 | $0 | $0 | |
| Steel Fabricators Misc Metals: | | $0 | $0 | $2,985,164 | $0 | $0 | Complete fabrication and installation package. |
| Foundation 3 Aluminum Stair Grating Treads and Landings 3-Line Rail and Mounting Supports | | $0 | $0 | $0 | $0 | $0 | |
| Foundation 4 Aluminum Stair Grating Treads and Landings 3-Line Rail and Mounting Supports | | $0 | $0 | $0 | $0 | $0 | |
| Type B Aluminum Rail at Catwalk | | $0 | $0 | $0 | $0 | $0 | |
| Aluminum Break Rail at Catwalk | | $0 | $0 | $0 | $0 | $0 | |
| Aluminum Floor Plate and Supports at Catwalk | | $0 | $0 | $0 | $0 | $0 | |
| NPW Yard Hydrant Rack (7) | | $0 | $0 | $0 | $0 | $0 | |
| | | $0 | $0 | $0 | $0 | $0 | |
| | | $0 | $0 | $0 | $0 | $0 | |
| | **Subtotal** | **$500,737** | **$92,981** | **$2,985,164** | **$0** | **$0** | |
| | Taxes (0%) | $0 | $0 | $0 | $0 | $0 | |
| | SDI Bond (0%) | $0 | $0 | $0 | $0 | $0 | |
| | **Grand Total** | **$500,737** | **$92,981** | **$2,985,164** | **$0** | **$0** | |
| | | NOTES | | | | | |

| Division 9 - Finishes | Division Name (i.e. Concrete) | Vendor No. 1 | Vendor No. 2 | Vendor No. 3 | Vendor No. 4 | Vendor No. 5 |
|---|---|---|---|---|---|---|
| | Scope of Work (i.e. Readymix Concrete Supply) | Amherst Maintenance | Vendor Name | Vendor Name | Vendor Name | Vendor Name |
| | Details from proposal | $0 | $0 | $0 | $0 | $0 |
| New Electrical Building No .4 | | $31,500 | $0 | $0 | $0 | $0 |
| AGS influent pump station | | $32,000 | $0 | $0 | $0 | $0 |
| AGS WAS pump Station | | $8,000 | $0 | $0 | $0 | $0 |
| Ags Basin and AGS was Tank | | $2,380,000 | $0 | $0 | $0 | $0 |
| New AGS blowers | | $50,000 | | | | |
| Yard Pipe | | $28,000 | | | | |
| | **Subtotal** | **$2,449,500** | **$0** | **$0** | **$0** | **$0** |
| | Taxes (0%) | $0 | $0 | $0 | $0 | $0 |
| | SDI Bond (0%) | $0 | $0 | $0 | $0 | $0 |
| | **Grand Total** | **$2,449,500** | **$0** | **$0** | **$0** | **$0** |
| | | NOTES | | | | |

| Division 13 | Division Name (i.e. Concrete) | Vendor No. 1 | Vendor No. 2 | Vendor No. 3 | Vendor No. 4 | Vendor No. 5 |
|---|---|---|---|---|---|---|
| | Scope of Work (i.e. Readymix Concrete Supply) | Dutchland LLC | Vendor Name | Vendor Name | Vendor Name | Vendor Name |
| | Details from proposal | $0 | $0 | $0 | $0 | $0 |
| AGS Tanks | | $6,431,000 | $0 | $0 | $0 | $0 |
| AGS Tanks coatings | | $882,550 | $0 | $0 | $0 | $0 |
| | | $0 | $0 | $0 | $0 | $0 |
| | | $0 | $0 | $0 | $0 | $0 |
| | **Subtotal** | **$7,332,550** | **$0** | **$0** | **$0** | **$0** |
| | Taxes (0%) | $0 | $0 | $0 | $0 | $0 |
| | SDI Bond (0%) | $0 | $0 | $0 | $0 | $0 |
| | **Grand Total** | **$7,332,550** | **$0** | **$0** | **$0** | **$0** |
| | | NOTES | | | | |

| Division 13 | Division Name (i.e. Concrete) | Vendor No. 1 | Vendor No. 2 | Vendor No. 3 | Vendor No. 4 | Vendor No. 5 |
|---|---|---|---|---|---|---|
| | Scope of Work (i.e. Readymix Concrete Supply) | Aqua Aerobic System | Vendor Name | Vendor Name | Vendor Name | Vendor Name |
| | Details from proposal | $0 | $0 | $0 | $0 | $0 |
| Aerobic Granular Sludge System | | $14,144,322 | $0 | $0 | $0 | $0 |
| | | $0 | $0 | $0 | $0 | $0 |
| | | $0 | $0 | $0 | $0 | $0 |
| | | $0 | $0 | $0 | $0 | $0 |
| | | $0 | $0 | $0 | $0 | $0 |
| | **Subtotal** | **$14,144,322** | **$0** | **$0** | **$0** | **$0** |
| | Taxes (0%) | $0 | $0 | $0 | $0 | $0 |
| | SDI Bond (0%) | $0 | $0 | $0 | $0 | $0 |
| | **Grand Total** | **$14,144,322** | **$0** | **$0** | **$0** | **$0** |
| | | NOTES | | | | |

| Division 13 - Pre-Engineered bldg | Division Name (i.e. Concrete) | Vendor No. 1 | Vendor No. 2 | Vendor No. 3 | Vendor No. 4 | Vendor No. 5 |
|---|---|---|---|---|---|---|
| | Scope of Work (i.e. Readymix Concrete Supply) | RNGD PEMB | Lefever | Vendor Name | Vendor Name | Vendor Name |
| | Details from proposal | $0 | $0 | $0 | $0 | $0 |
| Blowers Pre-engineered canopy | | $456,142 | $225,473 | $0 | $0 | $0 |
| | | $0 | $0 | $0 | $0 | $0 |
| | | $0 | $0 | $0 | $0 | $0 |
| | | $0 | $0 | $0 | $0 | $0 |
| | **Subtotal** | **$456,142** | **$225,473** | **$0** | **$0** | **$0** |
| | Taxes (0%) | $0 | $0 | $0 | $0 | $0 |
| | SDI Bond (0%) | $0 | $0 | $0 | $0 | $0 |
| | **Grand Total** | **$456,142** | **$225,473** | **$0** | **$0** | **$0** |
| | | NOTES | | | | |

| Electrical Bldg | Division Name (i.e. Concrete) | Vendor No. 1 | Vendor No. 2 | Vendor No. 3 | Vendor No. 4 | Vendor No. 5 | Vendor No. 6 | Vendor No. 7 | Vendor No. 8 |
|---|---|---|---|---|---|---|---|---|---|
| | Scope of Work (i.e. Readymix Concrete Supply) | Weber Glass Inc | PM&A | Brevard | PCL | Jollay | B&M | Pyramid | Frenchs |
| | Details from proposal | $0 | $0 | $0 | $0 | $0 | $0 | $0 | $0 |
| Electrical Building Doors | | $40,463 | $0 | $0 | $0 | $0 | $0 | $0 | $0 |
| | | $0 | $0 | $0 | $0 | $0 | $0 | $0 | $0 |
| Demo oil waste storage building | | $0 | $13,053 | $0 | $0 | $0 | $0 | $0 | $0 |
| Concrete slab | | $0 | $15,895 | $0 | $103,117 | $0 | $5,272 | $5,272 | $0 |
| CMU Wall | | $0 | $58,029 | $0 | $0 | $68,815 | $45,000 | $96,000 | $0 |
| Roof | | $0 | $28,493 | $0 | $60,345 | $0 | $0 | $0 | $0 |
| Ceiling | | $0 | $7,397 | $0 | $0 | $0 | $0 | $0 | $0 |
| Paint & finishes | | $0 | $11,462 | $0 | $0 | $0 | $0 | $0 | $0 |
| HVAC | | $0 | $0 | $0 | $0 | $0 | $0 | $0 | $79,100 |
| | **Subtotal** | **$40,463** | **$121,277** | **$0** | **$163,462** | **$68,815** | **$50,272** | **$101,272** | **$79,100** |
| | Taxes (0%) | $0 | $0 | $0 | $0 | $0 | $0 | $0 | $0 |
| | SDI Bond (0%) | $0 | $0 | $0 | $0 | $0 | $0 | $0 | $0 |
| | **Grand Total** | **$40,463** | **$121,277** | **$0** | **$163,462** | **$68,815** | **$50,272** | **$101,272** | **$79,100** |
| | | NOTES | Demo of oil waste storage building completed in Phase A Removing From Bid | | | | | | |

| Division 23 - HVAC | Division Name (i.e. Concrete) | Vendor No. 1 | Vendor No. 2 | Vendor No. 3 | Vendor No. 4 | Vendor No. 5 |
|---|---|---|---|---|---|---|
| | Scope of Work (i.e. Readymix Concrete Supply) | French Air Conditioning | Vendor Name | Vendor Name | Vendor Name | Vendor Name |
| | Details from proposal | $0 | $0 | $0 | $0 | $0 |
| Electrical Bldg HVAC | | $79,100 | $0 | $0 | $0 | $0 |
| | | $0 | $0 | $0 | $0 | $0 |
| | | $0 | $0 | $0 | $0 | $0 |
| | | $0 | $0 | $0 | $0 | $0 |
| | **Subtotal** | **$79,100** | **$0** | **$0** | **$0** | **$0** |
| | Taxes (0%) | $0 | $0 | $0 | $0 | $0 |
| | SDI Bond (0%) | $0 | $0 | $0 | $0 | $0 |
| | **Grand Total** | **$79,100** | **$0** | **$0** | **$0** | **$0** |
| | | NOTES | | | | |

| Division 26 - Electrical | Division Name (i.e. Concrete) | Vendor No. 1 | Vendor No. 2 | Vendor No. 3 | Vendor No. 4 | Vendor No. 5 |
|---|---|---|---|---|---|---|
| | Scope of Work (i.e. Readymix Concrete Supply) | BL Smith | Vendor Name | Vendor Name | Vendor Name | Vendor Name |
| | Details from proposal | $0 | $0 | $0 | $0 | $0 |
| Electrcial scope | | $7,336,039 | $0 | $0 | $0 | $0 |
| Alternate Generator | | $1,796,950 | $0 | $0 | $0 | $0 |
| | **Subtotal** | **$9,132,989** | **$0** | **$0** | **$0** | **$0** |
| | Taxes (0%) | $0 | $0 | $0 | $0 | $0 |
| | SDI Bond (0%) | $0 | $0 | $0 | $0 | $0 |
| | **Grand Total** | **$9,132,989** | **$0** | **$0** | **$0** | **$0** |
| | | NOTES | | | | |

| Division 26 - Electrical | Division Name (i.e. Concrete) | Vendor No. 1 | Vendor No. 2 | Vendor No. 3 | Vendor No. 4 | Vendor No. 5 |
|---|---|---|---|---|---|---|
| | Scope of Work (i.e. Readymix Concrete Supply) | BL Smith | Vendor Name | Vendor Name | Vendor Name | Vendor Name |
| | Details from proposal | $0 | $0 | $0 | $0 | $0 |
| Switch gear | | $1,727,500 | $0 | $0 | $0 | $0 |
| | | | | | | |
| | **Subtotal** | **$1,727,500** | **$0** | **$0** | **$0** | **$0** |
| | Taxes (0%) | $0 | $0 | $0 | $0 | $0 |
| | SDI Bond (0%) | $0 | $0 | $0 | $0 | $0 |
| | **Grand Total** | **$1,727,500** | **$0** | **$0** | **$0** | **$0** |
| | | NOTES | | | | |

| Division 26 - Electrical | Division Name (i.e. Concrete) | Vendor No. 1 | Vendor No. 2 | Vendor No. 3 | Vendor No. 4 | Vendor No. 5 |
|---|---|---|---|---|---|---|
| | Scope of Work (i.e. Readymix Concrete Supply) | BL Smith | Vendor Name | Vendor Name | Vendor Name | Vendor Name |
| | Details from proposal | $0 | $0 | $0 | $0 | $0 |
| Flocc tank gates box relocation | | $20,450 | $0 | $0 | $0 | $0 |
| | **Subtotal** | **$20,450** | **$0** | **$0** | **$0** | **$0** |
| | Taxes (0%) | $0 | $0 | $0 | $0 | $0 |
| | SDI Bond (0%) | $0 | $0 | $0 | $0 | $0 |
| | **Grand Total** | **$20,450** | **$0** | **$0** | **$0** | **$0** |
| | | NOTES | | | | |

| Division 26 - Controls & Instrumentation | Division Name (i.e. Concrete) | Vendor No. 1 | Vendor No. 2 | Vendor No. 3 | Vendor No. 4 | Vendor No. 5 |
|---|---|---|---|---|---|---|
| | Scope of Work (i.e. Readymix Concrete Supply) | PCi, LLC | Vendor Name | Vendor Name | Vendor Name | Vendor Name |
| | Details from proposal | $0 | $0 | $0 | $0 | $0 |
| Control Panels & Spare parts | | $388,173 | $0 | $0 | $0 | $0 |
| Instrumentation | | $0 | $0 | $0 | $0 | $0 |
| Startup & Testing | | $0 | $0 | $0 | $0 | $0 |
| Fiber | | $0 | $0 | $0 | $0 | $0 |
| | **Subtotal** | **$388,173** | **$0** | **$0** | **$0** | **$0** |
| | Taxes (0%) | $0 | $0 | $0 | $0 | $0 |
| | SDI Bond (0%) | $0 | $0 | $0 | $0 | $0 |
| | **Grand Total** | **$388,173** | **$0** | **$0** | **$0** | **$0** |
| | | NOTES | | | | |

| Division 32 | Division Name (i.e. Concrete) | Vendor No. 1 | Vendor No. 2 | Vendor No. 3 | Vendor No. 4 | Vendor No. 5 |
|---|---|---|---|---|---|---|
| | Scope of Work (i.e. Readymix Concrete Supply) | Alto Construction | Mill It | Vendor Name | Vendor Name | Vendor Name |
| | Details from proposal | $0 | $0 | $0 | $0 | $0 |
| #57 Stone ($56/Ton) | | $151,200 | $0 | $0 | $0 | $0 |
| | | $0 | $0 | $0 | $0 | $0 |
| Asphalt milling ($5250/8 hrs) | | $0 | $5,250 | $0 | $0 | $0 |
| Not include cleaning or trucking | | $0 | $0 | $0 | $0 | $0 |
| | **Subtotal** | **$151,200** | **$5,250** | **$0** | **$0** | **$0** |
| | Taxes (0%) | $0 | $0 | $0 | $0 | $0 |
| | SDI Bond (0%) | $0 | $0 | $0 | $0 | $0 |
| | **Grand Total** | **$151,200** | **$5,250** | **$0** | **$0** | **$0** |
| | | NOTES | | | | |

| Division 33 - Utilities | Division Name (i.e. Concrete) | Vendor No. 1 | Vendor No. 2 | Vendor No. 3 | Vendor No. 4 | Vendor No. 5 |
|---|---|---|---|---|---|---|
| | Scope of Work (i.e. Readymix Concrete Supply) | WF Wolfield | Vendor Name | Vendor Name | Vendor Name | Vendor Name |
| Utilities, various see quote | Details from proposal | $476,625 | $0 | $0 | $0 | $0 |
| | | $0 | $0 | $0 | $0 | $0 |
| | | $0 | $0 | $0 | $0 | $0 |
| | | $0 | $0 | $0 | $0 | $0 |
| | | $0 | $0 | $0 | $0 | $0 |
| | **Subtotal** | **$476,625** | **$0** | **$0** | **$0** | **$0** |
| | Taxes (0%) | $0 | $0 | $0 | $0 | $0 |
| | SDI Bond (0%) | $0 | $0 | $0 | $0 | $0 |
| | **Grand Total** | **$476,625** | **$0** | **$0** | **$0** | **$0** |
| | | NOTES | | | | |

| Division 33 - Pre-Cast Concrete | Division Name (i.e. Concrete) | Vendor No. 1 | Vendor No. 2 | Vendor No. 3 | Vendor No. 4 | Vendor No. 5 |
|---|---|---|---|---|---|---|
| | Scope of Work (i.e. Readymix Concrete Supply) | Armorock | Vendor Name | Vendor Name | Vendor Name | Vendor Name |
| | Details from proposal | $0 | $0 | $0 | $0 | $0 |
| Precast - 96" Polymer MH | | $85,940 | $0 | $0 | $0 | $0 |
| | | $0 | $0 | $0 | $0 | $0 |
| | **Subtotal** | **$85,940** | **$0** | **$0** | **$0** | **$0** |
| | Taxes (0%) | $0 | $0 | $0 | $0 | $0 |
| | SDI Bond (0%) | $0 | $0 | $0 | $0 | $0 |
| | **Grand Total** | **$85,940** | **$0** | **$0** | **$0** | **$0** |
| | | NOTES | | | | |

| Division 33 - Line Stops | Division Name (i.e. Concrete) | Vendor No. 1 | Vendor No. 2 | Vendor No. 3 | Vendor No. 4 | Vendor No. 5 |
|---|---|---|---|---|---|---|
| | Scope of Work (i.e. Readymix Concrete Supply) | Colt | Vendor Name | Vendor Name | Vendor Name | Vendor Name |
| | Details from proposal | $0 | $0 | $0 | $0 | $0 |
| Colt Scope: | | $0 | $0 | $0 | $0 | $0 |
| Mobilization | | $375 | $0 | $0 | $0 | $0 |
| 16" Test and Tap (Ductile, Cast Iron, PVC, AC) | | $1,275 | $0 | $0 | $0 | $0 |
| 24" Single Line Stop (Ductile, Cast Iron, PVC) | | $24,475 | $0 | $0 | $0 | $0 |
| 30x24 CS EC line stop sleeve with 304 SS sleeve bolts - Rated up to 250psi | | $30,975 | $0 | $0 | $0 | $0 |
| 36x24 CS EC line stop sleeve with 304 SS sleeve bolts - Rated up to 250psi | | $34,775 | $0 | $0 | $0 | $0 |
| Daily Rental Rate per Line Stop Unit after 7th day online (24"-42" Line Stops) | | $2,175 | $0 | $0 | $0 | $0 |
| Blow off tap for 24" - 42" line stops (Permanently Installed) (Optional) | | $11,625 | $0 | $0 | $0 | $0 |
| | | $0 | $0 | $0 | $0 | $0 |
| Rangeline Scope | | $0 | $0 | $0 | $0 | $0 |
| Wet taps: | | $0 | $0 | $0 | $0 | $0 |
| 6" X 6" Tap Only on DIP Force Main | | $0 | $2,568 | $0 | $0 | $0 |
| 10" X 10" Tap Only on DIP Force Main | | $0 | $955 | $0 | $0 | $0 |
| 12" X 12" Tap Only on DIP Force Main | | $0 | $1,053 | $0 | $0 | $0 |
| 30" X 16" Tap Only on DIP Force Main | | $0 | $1,224 | $0 | $0 | $0 |
| 20" X 20" Tap Only on DIP Force Main | | $0 | $1,547 | $0 | $0 | $0 |
| 30" X 30" Tap Only on DIP Force Main | | $0 | $3,605 | $0 | $0 | $0 |
| 36" x 36" DI Influent Oxidation Line | | $0 | $6,838 | $0 | $0 | $0 |
| | | $0 | $0 | $0 | $0 | $0 |
| Line stops: | | $0 | $0 | $0 | $0 | $0 |
| 30" DI force main | | $0 | $89,633 | $0 | $0 | $0 |
| $750.00 Per Day, Per Line Stop | | $0 | $750 | $0 | $0 | $0 |
| 36" DI Force main | | $0 | $94,901 | $0 | $0 | $0 |
| $750.00 Per Day, Per Line Stop | | $0 | $750 | $0 | $0 | $0 |
| | | $0 | $0 | $0 | $0 | $0 |
| Double Line Stops | | $0 | $0 | $0 | $0 | $0 |
| 36" DI Force Main | | $0 | $195,393 | $0 | $0 | $0 |
| $1,500.00 Per Day, Per Line | | $0 | $1,500 | $0 | $0 | $0 |
| | | $0 | $0 | $0 | $0 | $0 |
| | **Subtotal** | **$105,675** | **$400,717** | **$0** | **$0** | **$0** |
| | Taxes (0%) | $0 | $0 | $0 | $0 | $0 |
| | SDI Bond (0%) | $0 | $0 | $0 | $0 | $0 |
| | **Grand Total** | **$105,675** | **$400,717** | **$0** | **$0** | **$0** |
| | | NOTES | | | | |

| Division 40 - Process Pipe | Division Name (i.e. Concrete) | Vendor No. 1 | Vendor No. 2 | Vendor No. 3 | Vendor No. 4 | Vendor No. 5 | |
|---|---|---|---|---|---|---|---|
| | Scope of Work (i.e. Readymix Concrete Supply) | Ferguson | Core & Main | DXP | CVI Water | Vendor Name | |
| | Details from proposal | $0 | $0 | $0 | $0 | $0 | |
| Ductile iron Pipe | | $1,677,682 | $1,788,163 | $0 | $0 | $0 | Ferguson most complete package |
| Process misc | | $515,123 | $0 | $0 | $0 | $0 | |
| Process valves | | $222,581 | $154,547 | $164,744 | $164,563 | $0 | |
| | | $0 | $0 | $0 | $0 | $0 | |
| | | $0 | $0 | $0 | $0 | $0 | |
| | | $0 | $0 | $0 | $0 | $0 | |
| | **Subtotal** | **$2,605,486** | **$1,942,710** | **$164,744** | **$164,563** | **$0** | |
| | Taxes (0%) | $0 | $0 | $0 | $0 | $0 | |
| | SDI Bond (0%) | $0 | $0 | $0 | $0 | $0 | |
| | **Grand Total** | **$2,605,486** | **$1,942,710** | **$164,744** | **$164,563** | **$0** | |
| | | NOTES | | | | | |

| Division 40 - Stainless Steel Pipe | Division Name (i.e. Concrete) | Vendor No. 1 | Vendor No. 2 | Vendor No. 3 | Vendor No. 4 | Vendor No. 5 |
|---|---|---|---|---|---|---|
| | Scope of Work (i.e. Readymix Concrete Supply) | Big Guy Welder | Ferguson | Piping Services Inc | Vendor Name | Vendor Name |
| | Details from proposal | $0 | $0 | $0 | $0 | $0 |
| Steinless steel pipe install | | $184,000 | $0 | $0 | $0 | $0 |
| Estimated equipment rental (2 lulls & 2 manlifts) | | $72,000 | $0 | $0 | $0 | $0 |
| | | $0 | $0 | $0 | $0 | $0 |
| | | $0 | $0 | $0 | $0 | $0 |
| Stainless steel fab | | $0 | $389,150 | $440,000 | $0 | $0 |
| Full Immersion Pickling/Passivation | | $0 | $0 | $0 | $0 | $0 |
| | **Subtotal** | **$256,000** | **$389,150** | **$440,000** | **$0** | **$0** |
| | Taxes (0%) | $0 | $0 | $0 | $0 | $0 |
| | SDI Bond (0%) | $0 | $0 | $0 | $0 | $0 |
| | **Grand Total** | **$256,000** | **$389,150** | **$440,000** | **$0** | **$0** |
| | | NOTES | | | | |

| Division 40 - Equipment | Division Name (i.e. Concrete) | Vendor No. 1 | Vendor No. 2 | Vendor No. 3 | Vendor No. 4 | Vendor No. 5 |
|---|---|---|---|---|---|---|
| | Scope of Work (i.e. Readymix Concrete Supply) | EDI | DPX/CVI Water | Vendor Name | Vendor Name | Vendor Name |
| | Details from proposal | $0 | $0 | $0 | $0 | $0 |
| FlexAir Pro aeration system | | $458,600 | $0 | $0 | $0 | $0 |
| | | $0 | $0 | $0 | $0 | $0 |
| Aeration Basin diffusers via Nexom-EDI) | | $0 | $458,600 | $0 | $0 | $0 |
| | | $0 | $0 | $0 | $0 | $0 |
| Ovivo: | | $0 | $0 | $0 | $0 | $0 |
| Low Speed Mechanical Surface Aerators | | $0 | $0 | $0 | $0 | $0 |
| | | $0 | $0 | $0 | $0 | $0 |
| | | $0 | $0 | $0 | $0 | $0 |
| | | $0 | $0 | $0 | $0 | $0 |
| | **Subtotal** | **$458,600** | **$458,600** | **$0** | **$0** | **$0** |
| | Taxes (0%) | $0 | $0 | $0 | $0 | $0 |
| | SDI Bond (0%) | $0 | $0 | $0 | $0 | $0 |
| | **Grand Total** | **$458,600** | **$458,600** | **$0** | **$0** | **$0** |
| | | NOTES | | | | |

| Division 40 - Equipment | Division Name (i.e. Concrete) | Vendor No. 1 | Vendor No. 2 | Vendor No. 3 | Vendor No. 4 | Vendor No. 5 |
|---|---|---|---|---|---|---|
| | Scope of Work (i.e. Readymix Concrete Supply) | Turning Water Industries | Vendor Name | Vendor Name | Vendor Name | Vendor Name |
| | Details from proposal | $0 | $0 | $0 | $0 | $0 |
| | | $0 | $0 | $0 | $0 | $0 |
| | | $0 | $0 | $0 | $0 | $0 |
| | | $0 | $0 | $0 | $0 | $0 |
| | | $0 | $0 | $0 | $0 | $0 |
| Turning Water Industries | | $0 | $0 | $0 | $0 | $0 |
| Install 6 aerator drives, upper impellers, adapter shafts, base plates and motors. | | $448,000 | $0 | $0 | $0 | $0 |
| | | $0 | $0 | $0 | $0 | $0 |
| | | $0 | $0 | $0 | $0 | $0 |
| | | $0 | $0 | $0 | $0 | $0 |
| | | $0 | $0 | $0 | $0 | $0 |
| | | $0 | $0 | $0 | $0 | $0 |
| | | $0 | $0 | $0 | $0 | $0 |
| | **Subtotal** | **$448,000** | **$0** | **$0** | **$0** | **$0** |
| | Taxes (0%) | $0 | $0 | $0 | $0 | $0 |
| | SDI Bond (0%) | $0 | $0 | $0 | $0 | $0 |
| | **Grand Total** | **$448,000** | **$0** | **$0** | **$0** | **$0** |
| | | NOTES | | | | |

| Division 40 - Equipment | Division Name (i.e. Concrete) | Vendor No. 1 | Vendor No. 2 | Vendor No. 3 | Vendor No. 4 | Vendor No. 5 | |
|---|---|---|---|---|---|---|---|
| | Scope of Work (i.e. Readymix Concrete Supply) | Ovivo | Vendor Name | Vendor Name | Vendor Name | Vendor Name | |
| | Details from proposal | $0 | $0 | $0 | $0 | $0 | |
| Ovivo: | | $0 | $0 | $0 | $0 | $0 | |
| Low Speed Mechanical Surface Aerators | | $875,032 | $0 | $0 | $0 | $0 | |
| | | $0 | $0 | $0 | $0 | $0 | |
| | | $0 | $0 | $0 | $0 | $0 | |
| | | $0 | $0 | $0 | $0 | $0 | |
| | **Subtotal** | **$875,032** | **$0** | **$0** | **$0** | **$0** | |
| | Taxes (0%) | $0 | $0 | $0 | $0 | $0 | |
| | SDI Bond (0%) | $0 | $0 | $0 | $0 | $0 | |
| | **Grand Total** | **$875,032** | **$0** | **$0** | **$0** | **$0** | |
| | | NOTES | | | | | |

| Division 40 - Equipment | Division Name (i.e. Concrete) | Vendor No. 1 | Vendor No. 2 | Vendor No. 3 | Vendor No. 4 | Vendor No. 5 | |
|---|---|---|---|---|---|---|---|
| | Scope of Work (i.e. Readymix Concrete Supply) | Hach | Vendor Name | Vendor Name | Vendor Name | Vendor Name | |
| | Details from proposal | $0 | $0 | $0 | $0 | $0 | |
| | | $0 | $0 | $0 | $0 | $0 | |
| PH Analyzer | | $5,848 | $0 | $0 | $0 | $0 | |
| Sampler | | $9,662 | $0 | $0 | $0 | $0 | |
| Services | | $16,330 | $0 | $0 | $0 | $0 | |
| | | $0 | $0 | $0 | $0 | $0 | |
| | **Subtotal** | **$31,840** | **$0** | **$0** | **$0** | **$0** | |
| | Taxes (0%) | $0 | $0 | $0 | $0 | $0 | |
| | SDI Bond (0%) | $0 | $0 | $0 | $0 | $0 | |
| | **Grand Total** | **$31,840** | **$0** | **$0** | **$0** | **$0** | |
| | | NOTES | | | | | |

| Division 40 - Equipment | Division Name (i.e. Concrete) | Vendor No. 1 | Vendor No. 2 | Vendor No. 3 | Vendor No. 4 | Vendor No. 5 | |
|---|---|---|---|---|---|---|---|
| | Scope of Work (i.e. Readymix Concrete Supply) | DPX/CVI Water | Ebara | Hudson/Flygt | Trillium Flow | Barneys Pumps | |
| | Details from proposal | $0 | $0 | $0 | $0 | $0 | |
| DPX/CVI Water, WAS Pumps | | | | | | | |
| 2 qty Hidrostal E8K-SS, w/ 10 hp motor | | $115,411 | $0 | $0 | $0 | $0 | |
| | | | | | | | |
| DPX/CVI Water, WAS Pumps | | | | | | | |
| 4 qty Hidrostal H12K-SS, w/ 40 hp motor | | $535,316 | $0 | $0 | $0 | $0 | |
| | | $0 | $0 | $0 | $0 | $0 | |
| HAYWARD GORDON XCS8C SCREW CENTRIFUGAL PUMP | | $0 | $77,380 | $0 | $0 | $0 | Incomplete Submittal |
| 4 SITE SERVICE 1 PERSON DAYS | | $0 | $0 | $0 | $0 | $0 | |
| | | $0 | $0 | $0 | $0 | $0 | |
| Hudson / Flygt | | $0 | $0 | $398,000 | $0 | $0 | Recommended manufacturer |
| 4 qty. Flygt AC Centrifugal Pumps, Model 150 NSY, 16x16-20 rated for 4700gpm 19ft. TDH | | $0 | $0 | $0 | $0 | $0 | |
| AGS Pumps (P-33401, P-33402, P-33403, P-33404) | | $0 | $0 | $0 | $0 | $0 | |
| | | $0 | $0 | $0 | $0 | $0 | |
| Trillium AGS WAS Pumps | | $0 | $0 | $0 | $125,936 | $0 | Recommended manufacturer |
| 2 qty 6" X 8" MODEL SFE8-T-BFE2W WEMCO horizontal, screw centrifugal pumps | | $0 | $0 | $0 | $0 | $0 | |
| | | $0 | $0 | $0 | $0 | $0 | |
| Barney Pumps: WAS Pumps | | $0 | $0 | $0 | $0 | $149,300 | |
| 2 qty KSB Sewatec D 150-315G1 3EN Centrifugal pumps | | $0 | $0 | $0 | $0 | $0 | |
| | | $0 | $0 | $0 | $0 | $0 | |
| Barney Pumps: AGS IPS pumps | | $0 | $0 | $0 | $0 | $0 | |
| Option 1 is the pump specified and is the basis of design for the project | | $0 | $0 | $0 | $0 | $746,400 | |
| 4 qty Sewatec K 350-503G1 H pumps | | $0 | $0 | $0 | $0 | $0 | |
| 4 qty 40HP TECO/Westinghouse MaxE2/841 motors | | $0 | $0 | $0 | $0 | $0 | |
| | | $0 | $0 | $0 | $0 | $0 | |
| Option 2 is a less expensive option, also from KSB | | $0 | $0 | $0 | $0 | $589,200 | |
| 4 qty Sewatec K 300-400G1 3EN pumps | | $0 | $0 | $0 | $0 | $0 | |
| 4 qty 40HP WEG motors | | $0 | $0 | $0 | $0 | $0 | |
| | | $0 | $0 | $0 | $0 | $0 | |
| | | $0 | $0 | $0 | $0 | $0 | |
| | **Subtotal** | **$650,727** | **$77,380** | **$398,000** | **$125,936** | **$1,484,900** | |
| | Taxes (0%) | $0 | $0 | $0 | $0 | $0 | |
| | SDI Bond (0%) | $0 | $0 | $0 | $0 | $0 | |
| | **Grand Total** | **$650,727** | **$77,380** | **$398,000** | **$125,936** | **$1,484,900** | |
| | | NOTES | | | | | |

| Division 40 - VFD | Division Name (i.e. Concrete) | Vendor No. 1 | Vendor No. 2 | Vendor No. 3 | Vendor No. 4 | Vendor No. 5 | |
|---|---|---|---|---|---|---|---|
| | Scope of Work (i.e. Readymix Concrete Supply) | TSC Jacobs | Vendor Name | Vendor Name | Vendor Name | Vendor Name | |
| | Details from proposal | $0 | $0 | $0 | $0 | $0 | |
| Variable Frequency Drives for Surface Aerators | | $382,440 | $0 | $0 | $0 | $0 | |
| 1 qty Yaskawa i0 Series VFD | | $0 | $0 | $0 | $0 | $0 | |
| | | $0 | $0 | $0 | $0 | $0 | |
| | | $0 | $0 | $0 | $0 | $0 | |
| | **Subtotal** | **$382,440** | **$0** | **$0** | **$0** | **$0** | |
| | Taxes (0%) | $0 | $0 | $0 | $0 | $0 | |
| | SDI Bond (0%) | $0 | $0 | $0 | $0 | $0 | |
| | **Grand Total** | **$382,440** | **$0** | **$0** | **$0** | **$0** | |
| | | NOTES | | | | | |

# TAB 7

## VENDOR QUOTES

# QUOTE

**Number** GFLQ1829

**Date** May 29, 2026

**To:** **PCL Construction**
Christian Schultz
1 North Dale Mabry Hwy Ste. 300
Tampa, FL 33609

**Job Name:** SEWRF Manatee Double Line
**Job Location:** Manatee, FL
**Contract Number:** 052926ML

Please review, approve, sign and return the attached quotation and attachments to us so that we may put your project into our schedule. If you have any technical questions, please direct them to Jeremy Strickland, jeremy.strickland@coltgrp.com. We look forward to working with you on your project.

***ACCEPTANCE OF THIS QUOTATION - WHETHER BY SIGNATURE, EMAIL CONFIRMATION, PAYMENT, OR COMMENCEMENT OF WORK - CONSTITUTES AGREEMENT TO THE ATTACHED TERMS AND CONDITIONS.***

**All material is NON-AIS unless specifically noted in quote.

**Price does not include sales tax. If Job is tax exempt please forward certificate or Applicable tax will be added

**Prices reflect Regular Hourly Rate and does not include Night/Weekend Rate Unless Specified. Refer to service agreement for billable rates.

| Qty | Description | Unit Price | Ext. Price |
|---|---|---|---|
| | **LINE STOP SERVICES AIS PRICED** | | |
| **1** | **6" Double Line Stop (Ductile, Cast Iron, PVC, AC)**<br>*Carbon Steel EC Line Stop Fitting rated to 250psi | **$13,247.00** | **$13,247.00** |
| **1** | **12" Double Line Stop (Ductile, Cast Iron, PVC, AC)**<br>*Carbon Steel EC Line Stop Fitting rated to 250psi | **$29,032.00** | **$29,032.00** |
| *4* | *Daily Rental Rate per Line Stop Unit after 7th day online (4"-12" Line Stops) (Optional)* | *$500.00* | *$2,000.00* |
| **4** | **Blow off tap for 4" - 12" line stops (Permanently Installed)** | **$1,975.00** | **$7,900.00** |

PRICE AND DELIVERY TO REMAIN FIRM FOR 30 DAYS FROM DATE OF QUOTATION; THEREAFTER, ALL PRICES WILL BE SUBJECT TO CHANGE WITHOUT NOTICE UP TO THE DATE OF RECEPT OF YOUR ORDER AND OUR ACCEPTANCE.

**Colt Group**
**102 Commerce Way**
**Sanford, FL 32771**
**(P) 407-607-4141**
**www.coltgrp.com**

| Qty | Description | Unit Price | Ext. Price |
|---|---|---|---|
| 1 | **Estimated Tax on Materials** | $1,358.88 | $1,358.88 |

**Total:** **$51,537.88**

Line Pressure_____ Pipe OD_____ Pipe Contents_____

Authorized Signer _____ Date_____
For

PCL Construction

PRICE AND DELIVERY TO REMAIN FIRM FOR 30 DAYS FROM DATE OF QUOTATION; THEREAFTER, ALL PRICES WILL BE SUBJECT TO CHANGE WITHOUT NOTICE UP TO THE DATE OF RECEPT OF YOUR ORDER AND OUR ACCEPTANCE.

**Colt Group**
**102 Commerce Way**
**Sanford, FL 32771**
**(P) 407-607-4141**
**www.coltgrp.com**

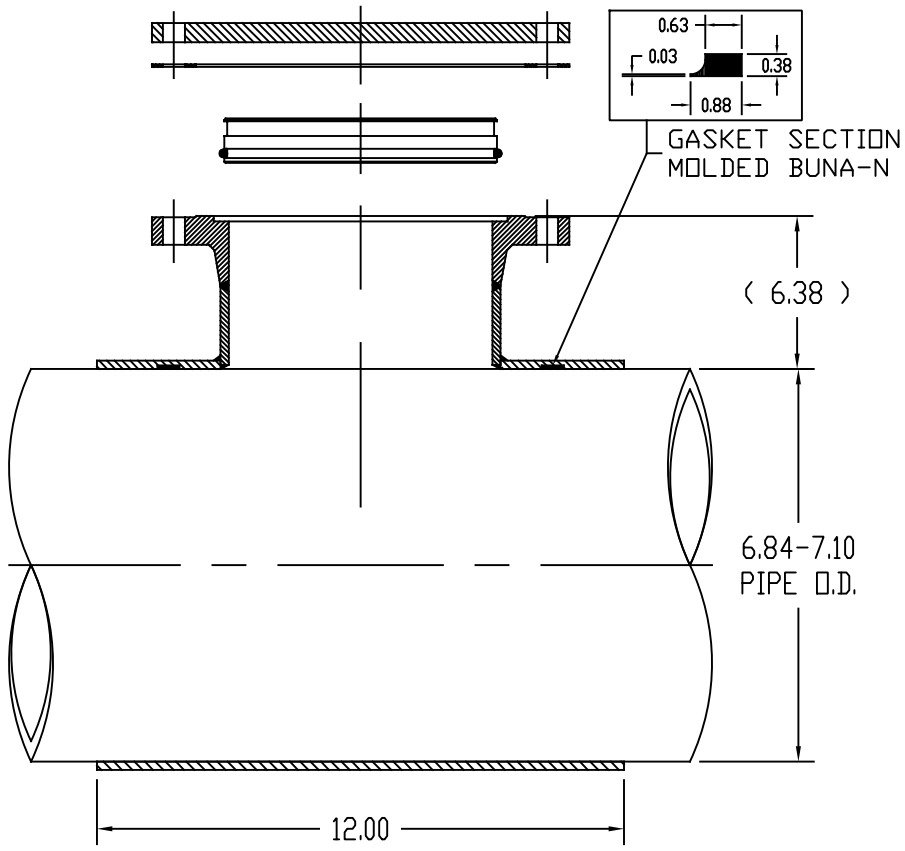


SECTION

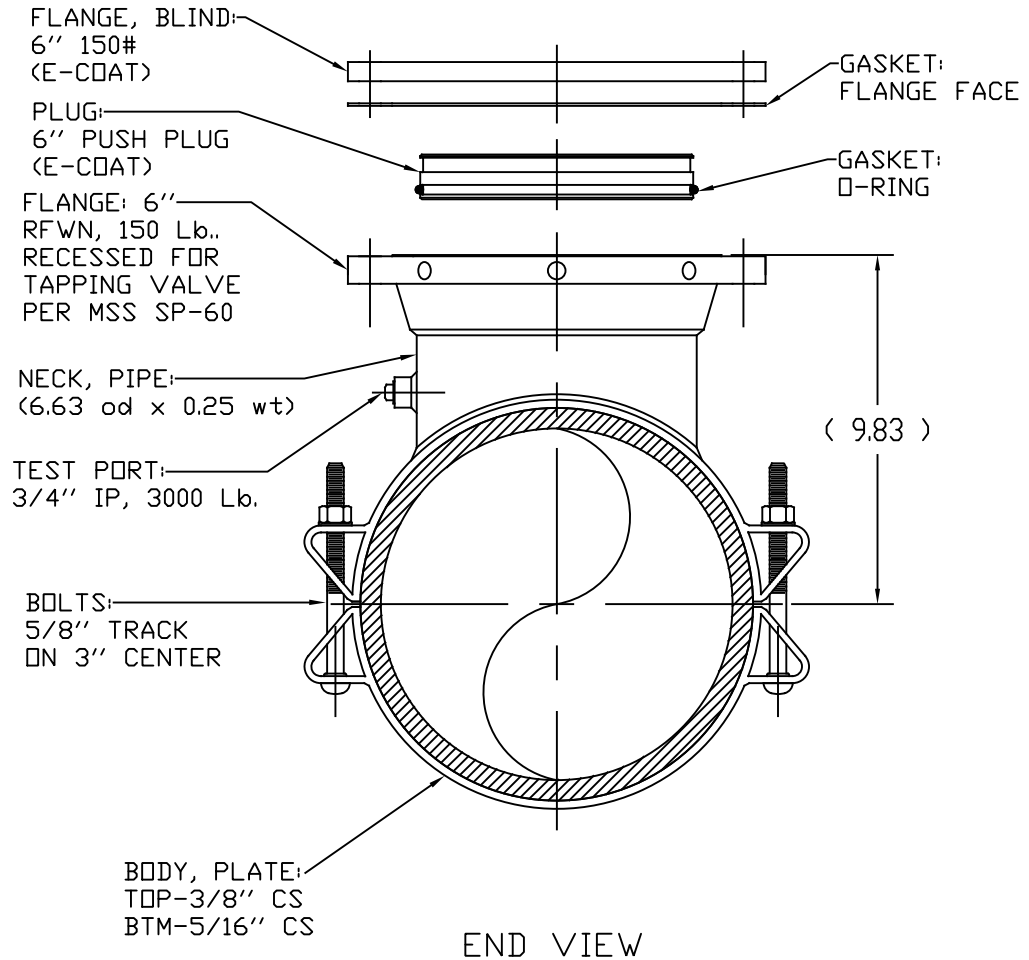


END VIEW

NOTES:

1. DESIGN AND FAB PER AWWA C223.
2. WORKING PRESSURE: 150 PSI
3. FINISH: FUSION EPOXY COAT
4. FASTENERS: 304 SS
5. FAB TO LINE STOP ACCURACY

THIS DRAWING INCLUDING ALL NOVEL AND PATENTED OR PATENTABLE SUBJECT MATTER EMBODIES CONFIDENTIAL INFORMATION OF JCM INDUSTRIES, INC. AND IS LOANED WITH THE UNDERSTANDING THAT IT WILL NOT BE REPRODUCED NOR BE USED FOR ANY PURPOSE EXCEPT FOR WHICH LOANED UNLESS WRITTEN PERMISSION IS GRANTED BY THE OWNER AND THAT IT SHALL BE RETURNED UPON DEMAND.

| REVISIONS | DATE | S | BY | APVD. |
|---|---|---|---|---|
| | | | | |

JCM INDUSTRIES, INC. NASH, TX.
P.O. BOX 1220
NASH, TX 75569
www.jcmindustries.com
OFFICE: (903) 832-2581
TOLL FREE: (800) 527-8482
FAX: (800) 874-9524

# 440-0690 X 6 T12 ESS

CARBON STEEL LINE STOP FITTING

| UNLESS OTHERWISE SPECIFIED TOLERANCES TO BE | | | DRAWN BY | CHECKED BY | APVD. BY | DWG. NO. | REV. |
|---|---|---|---|---|---|---|---|
| FRACTIONS | DECIMALS | ANGLES | RLP | CAP | ----- | GEN-019448 | |
| ± 1/8" | .063 | 2° | DATE 04/23/2020 | NO. SHEETS 1 of 1 | SCALE ----- | PART NO. | - |

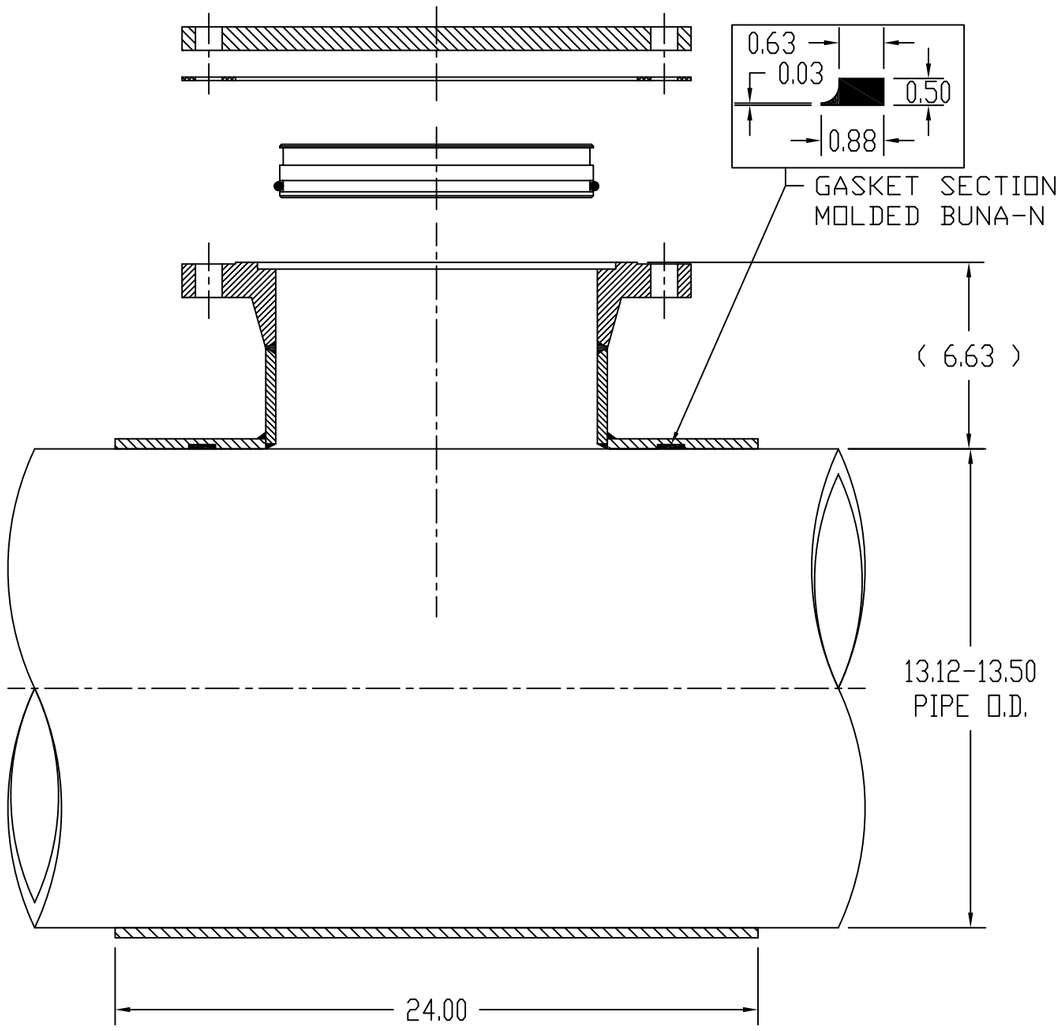


SECTION

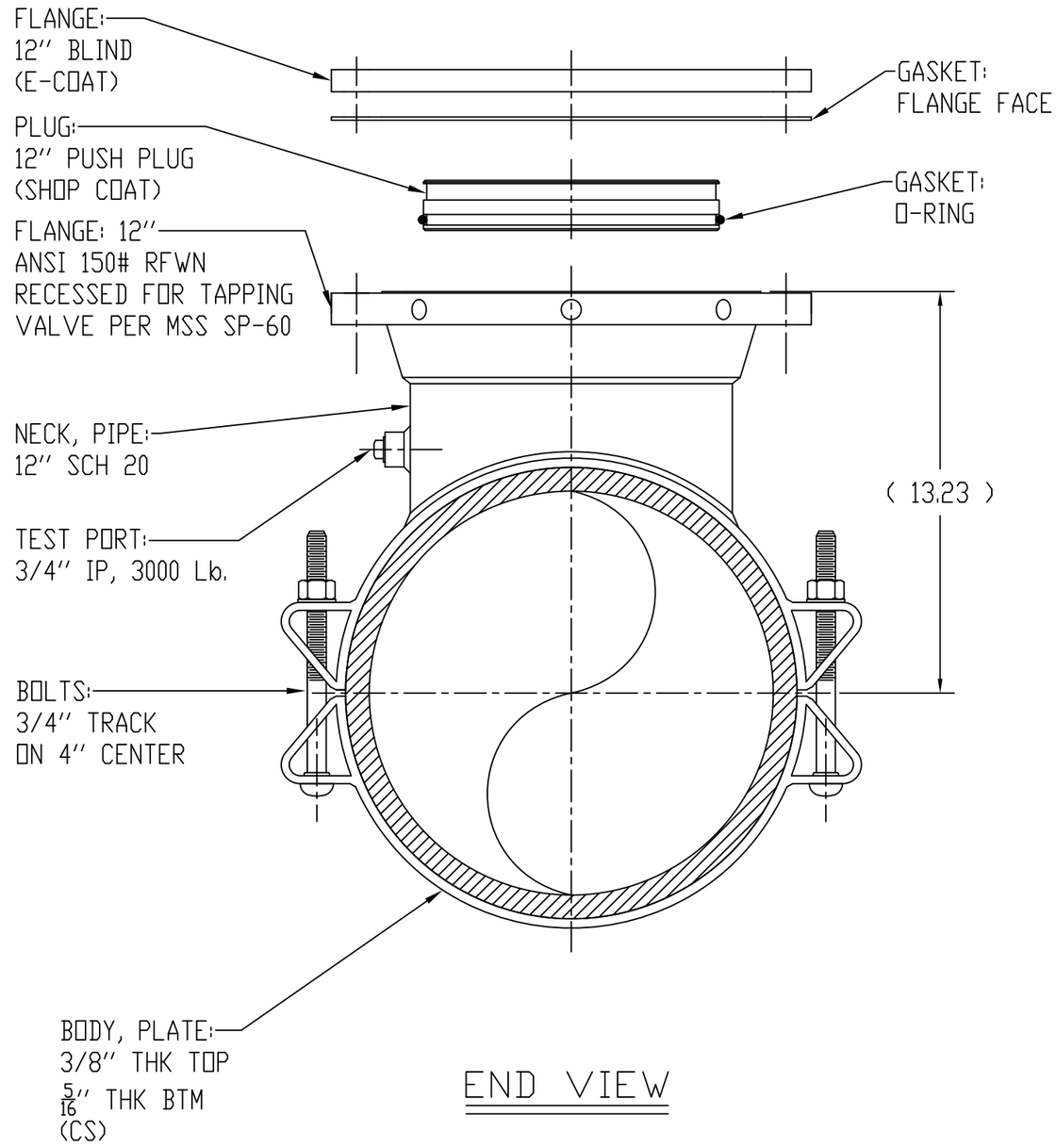


END VIEW

NOTES:

1. ALL WELDS PER AWWA C-223
2. WORKING PRESSURE: 150 PSI
3. FINISH: FUSION EPOXY COAT
4. FASTENERS: 304 SS

THIS DRAWING INCLUDING ALL NOVEL AND PATENTED OR PATENTABLE SUBJECT MATTER EMBODIES CONFIDENTIAL INFORMATION OF JCM INDUSTRIES, INC. AND IS LOANED WITH THE UNDERSTANDING THAT IT WILL NOT BE REPRODUCED NOR BE USED FOR ANY PURPOSE EXCEPT FOR WHICH LOANED UNLESS WRITTEN PERMISSION IS GRANTED BY THE OWNER AND THAT IT SHALL BE RETURNED UPON DEMAND.

| REVISIONS | DATE | S | BY | APVD. |
|---|---|---|---|---|
| | | | | |
| | | | | |
| | | | | |
| | | | | |
| | | | | |

JCM INDUSTRIES, INC. NASH, TX.
P.O. BOX 1220
NASH, TX 75569
www.jcmindustries.com
OFFICE: (903) 832-2581
TOLL FREE: (800) 527-8482
FAX: (800) 874-9524

# 440-1320 X 12 T12 ESS

CARBON STEEL LINE STOP FITTING

| UNLESS OTHERWISE SPECIFIED TOLERANCES TO BE | | | DRAWN BY | CHECKED BY | APVD. BY | DWG. NO. | REV. |
|---|---|---|---|---|---|---|---|
| FRACTIONS | DECIMALS | ANGLES | RLP | ----- | ----- | GEN-017638 | – |
| ± 1/4" | .125 | 5° | DATE 5/30/19 | NO. SHEETS 1 of 1 | SCALE ----- | PART NO. ----- | |

**Bypassing through Line Stop units on Sewer**

- Sewer by nature contains debris that could cause **catastrophic failure** of the bypass system resulting in reduced flow, no flow, and/or stuck equipment due to debris buildup.
- Using the line stop housing bypass connection with wastewater can cause clogging of the equipment. If the line stop equipment is completely clogged, Colt Services may not be able to remove the equipment, and the bypass may stop functioning completely.
- Please be advised that **bypassing sewage through our line stop units is strictly prohibited unless written approval is provided in advance, this form signed/returned, and the understanding that the contractor is assuming any and all risks.**
- **Colt Services will not be held liable for any failure, system disruption, or damage resulting from sewer bypass operations.**
- Any **additional costs** incurred, including labor, materials, equipment mobilization, equipment repair, additional line stops, or emergency response—will be **charged** directly to the contractor.

Company Name: _____

Authorized Signer: _____

Printed Name of Signer: _____

Title: _____

Date: _____

**General Conditions of Work Order**

1. Price valid for ductile or cast iron pipe only unless otherwise specified herein.
2. Company to provide line stop fittings/valve insertions. Contractor to provide all material for live taps using tapping sleeves with a "tap flange" outlet unless specified otherwise in the Scope of Work.
3. Price is based upon the cost of materials in effect as of the date of this Work Order. The Price shall be increased by, and the Contractor shall reimburse Company for the amount of any increases in the cost of material (e.g. structural steel) as of the date of purchase by the Company. The Company will provide notice of any increase in the cost of material at the time of ordering.
4. ALL APPLICATIONS: You or your representative will be asked by our personnel to verify and confirm the pipeline operation pressure is reduced to safe working limit (<90 psi). If pipe breaks during fitting/equipment installation or equipment operation (i.e. tapping, deploying line stop) Company is not liable for any cost associated with repairing broken pipe. If fitting starts leaking during/after equipment operation, Company is not liable for any cost associated with repairing leaking fitting. Coupon retrieval is not guaranteed and in the event the coupon is not retrieved, or pilot bit is broken, Company is not liable for any costs associated with retrieval. Pipe O.D., pipe pressure, pipe type, product and temperature are to be verified prior to work being scheduled. Lifting of larger diameter equipment may be required. DR Rating will be required for PVC and HDPE pipe. TAPS: For 1 inch taps performed on 12 inch and larger cast iron pipe, a tapping saddle must be used and provided by others unless specified otherwise in Scope of Work. LINE STOPS: Flow Rate of 1 foot per second for single line stop | 2 feet per second for double line stops shall not be exceeded. Complete shutdown is not guaranteed by Company. If line stop does not deploy into pipe because of pipe imperfections, Company will be paid in full for its attempt. Company is not liable for any delay for any line stop that does not seal to a workable shutdown. Company has sole discretion to determine when a shutdown allows for work to be safely performed. If line stop gets locked into place due to flow/draw, Company is not responsible for damages. Cost associated with repair to damaged equipment will be billed to Contractor. INSTA VALVES: Company will not exceed the Manufacturers Guarantee of valve performance of the manufacturer installed. Insta Valves do not guarantee a 100% shutdown.
5. Unless specifically stated herein, Price includes standard hardware on fittings. Material quoted herein does NOT meet Buy America, Buy American, American Iron and Steel (AIS) or any similar specifications ("Specialty Material"), unless otherwise specifically stated herein. Allow 3 to 4 weeks shipping time for Specialty Material.
6. Excavation is to be provided by others unless specified otherwise in the Scope of Work. Pipe restraining, concrete and cold weather protection to be provided by others. Price excludes permits, tap or inspection fees, shoring, dewatering, Miss Dig or traffic control, insurance requirements over and above Company's current coverage, bonds, special safety equipment, safety meetings, site visits, and pre-task plans.
7. Contractor shall cause the premises where the Work is to be performed (the "Premises") to be in a condition that is proper and suitable for Company's performance of the Work based upon applicable law, regulation, and industry practice. Without limiting the generality of the foregoing, Contractor shall cause any excavation where the Work is to be performed to be in a safe working condition and in accordance with OSHA and MIOSHA standards. Company does not assume any obligations related to the integrity of any pipes or existing structures. Contractor shall assume the risk for any damage to pipes, existing structures, or any other property, caused by Company in performing the Work unless such damage is caused by the gross negligence of Company.
8. Unless specifically stated herein, Price does not include prevailing wage rates, and never includes fringe benefit contributions to Operating Engineers Local 324 (OE 324).
9. Price is for regular, non-emergency working hours only which are Monday through Friday from 7:00 a.m. to 5:00 p.m., port to port. Overtime hours will be charged over and above Price at $190.00 per hour per service truck and $165.00 per hour per laborer/technician. Downtime will be charged at a rate of $125.00 per hour per service truck and $85.00 per hour per technician/laborer.
10. CANCELLATION CHARGES: Line Stop or Valve Insertion: (i) cancelled 12-24 hours prior to scheduled time: $1,000.00; (ii) cancelled the day of or on-site: $1,500.00. Taps: (i) cancelled 12-24 hours prior to scheduled time: $250.00; and (ii) cancelled the day of or on-site: $400.00. All other work: (i) cancelled 12-24 hours prior to scheduled time: $400.00; (ii) cancelled the day of or on-site: $800.00. Cancellation fee does not include travel time.
11. Notwithstanding any provision to the contrary in any Contract Documents, the General Conditions of Work Order and Work Order Standard Terms shall govern over any conflicts or ambiguities in the Contract Documents.
12. No term or provision that Contractor incorporates by reference into this Work Order shall be binding on Company unless it is provided to Company prior to Company providing Work Order to Contractor.

**Work Order Standard Terms**

1. Application. These Standard Terms ("Terms") govern the Work Order between Company and Contractor for the performance of the Work. The parties' agreement shall consist only of these Terms, the Work Order and General Conditions of Work Order. Any document submitted by Contractor to Company confirming its intention to authorize the Work will be deemed to constitute a confirmation and acceptance of these Terms, even if the document states terms in addition to or different from those in the Work Order or these Terms. All agreements between Company and Contractor will be solely under these Terms. Company expressly objects to (and does not accept) any and all additional or different terms contained in any document submitted to Company by Contractor.
2. Scope of Work. Price is based upon the scope of Work set forth in the Work Order. In case of any reduction in the scope of Work by the Contractor, in addition to any other rights of the Company, the Company may, at its option and in its sole discretion, immediately terminate all or any part of the Work Order by giving the Contractor written notice.

3. Offer Expiration. The above offer made by Company, including Pricing, is valid for a period of 30 days, provided that Company may withdraw the offer at any time prior to Contractor's acceptance.

4. ACCEPTANCE. CONTRACTOR SHALL BE DEEMED TO HAVE ACCEPTED THE WORK ORDER AND TO HAVE FORMED A CONTRACT BASED EXCLUSIVELY ON THE WORK ORDER, INCLUDING THESE TERMS, WHEN CONTRACTOR DOES ANY OF THE FOLLOWING: (I) BEGINS PERFORMANCE UNDER THE WORK ORDER; (II) ACKNOWLEDGES THE WORK ORDER; OR (III) ENGAGES IN ANY OTHER CONDUCT THAT RECOGNIZES THE EXISTENCE OF A CONTRACT WITH RESPECT TO THE SUBJECT MATTER OF THE WORK ORDER.

5. Terms of Payment. Contractor shall pay the Price to Company within 30 days of receiving an invoice for the Work from Company. Any amounts due by Contractor to Company that are unpaid on or after 30 days following the date of Company's invoice will bear interest at the rate of 1.5% per month or the maximum rate permitted by law, whichever is less. The accrual or payment of any interest as provided above will not constitute a waiver by Company of any rights and remedies in connection with a default by Contractor. Contractor's obligation to pay the Price to Company is absolute and not conditioned upon Contractor's receipt of payment from any owner or third-party. Contractor will pay all court costs, attorney fees, and other costs incurred by Company in collecting past-due amounts, including interest. The payment terms are applicable only for customers with established credit. COD customers must have credit card on file before the Work is scheduled.

6. Time of Performance. Company shall perform the Work at a time that is mutually agreed upon by Company and Contractor. In the event that Company attempts to perform the Work at such agreed upon time and is unable to perform the Work because (A) the Premises do no meet the standard imposed by Section 4 above or (B) Contractor is not prepared for the Work to be performed, the Contract Price shall be increased by an amount equal to Company's actual costs related to the delay (including, without limitation, remobilization costs and travel time).

7. Acceptance of Work. Contractor will have the right to inspect the Work for defects and nonconformance while Company is performing the Work (and immediately thereafter while Company is still on the Premises). After Company leaves the Premises, Contractor will be deemed to have irrevocably accepted the Work, if not previously accepted. After acceptance, Contractor will have no right to object to the Work for any reason or revoke acceptance.

8. Warranty Disclaimer. Company warrants that it will perform the Work in a workmanlike manner and consistent with industry practices. COMPANY MAKES NO WARRANTY IN ADDITION TO THE FIRST SENTENCE OF THIS SECTION 8, EXPRESS OR IMPLIED, WITH RESPECT TO OR IN ANY WAY RELATING TO THE WORK, WHETHER BASED ON BREACH OF WARRANTY OR CONTRACT, NEGLIGENCE, STRICT LIABILITY OR OTHERWISE, INCLUDING, WITHOUT LIMITATION, ANY IMPLIED WARRANTIES OF MERCHANTABILITY OR FITNESS FOR A PARTICULAR PURPOSE.

9. Modifications and Waiver; Entire Agreement. Neither party has rights, warranties, or conditions expressed or implied, statutory or otherwise, other than those contained in the Contract. The Contract contains the entire agreement between Company and Contractor and can be modified or rescinded only by a writing signed by both parties. No waiver of any provision of the Agreement will be binding unless in writing signed by an authorized representative of the party against whom the waiver is asserted, and unless expressly made generally applicable, will apply only to the specific case for which the waiver is given. Failure of either party to insist on strict performance of the Agreement will not be construed as a waiver of any term or condition of the Agreement.

10. Compliance with Laws; Indemnification. Contractor shall be responsible for compliance with any and all federal, state, or local laws or regulations regarding the Work and shall indemnify and hold Company harmless from and against any and all claims of violations of laws or regulations or other claims (or actual cases) of personal injury or property damage directly or indirectly related to the Work, including, without limitation, any fines or losses resulting from MIOSHA determining the Premises are not in proper condition. In the event Company is forced to institute legal action to enforce this Agreement, Contractor shall pay Company's costs, including reasonable attorney fees.

11. Governing Law, Jurisdiction and Venue. The Work Order and these Terms will be governed by and construed in accordance with the laws of the State of Florida. The parties hereto hereby irrevocably and unconditionally consent to and submit to the exclusive jurisdiction of the courts of the State of Florida (the "Florida Courts") for any litigation, excepting any claim to foreclose a lien, arising out of or relating to the Work Order and the transactions contemplated hereby (and agree not to commence any litigation relating thereto except in such courts), waive any objection to the laying of venue of any such litigation in the Florida Courts and agree not to plead or claim in any Florida Court that such litigation brought therein has been brought in any inconvenient forum.

12. Force Majeure. Neither Party will be liable for any failure or delay in performing an obligation under the Work Order that is due to any of the following causes, to the extent beyond its reasonable control: acts of God, accident, riots, war, terrorist act, epidemic, pandemic, quarantine, civil commotion, breakdown of communication facilities, natural catastrophes, governmental acts or omissions, changes in laws or regulations, national strikes, fire, explosion, generalized lack of availability of raw materials or energy.

    For the avoidance of doubt, Force Majeure shall not include (a) financial distress nor the inability of either party to make a profit or avoid a financial loss, (b) changes in market prices or conditions, or (c) a party's financial inability to perform its obligations hereunder.

# QUOTE

**Number** GFLQ1489

**Date** May 15, 2026

**To:** **PCL Construction**
Bill Naramore
1 North Dale Mabry Hwy Ste. 300
Tampa, FL 33609

**Job Name:** SERWRF Capacity Improvements
**Job Location:** Manatee, FL
**Contract Number:** 051526ML Rv1

Please review, approve, sign and return the attached quotation and attachments to us so that we may put your project into our schedule. If you have any technical questions, please direct them to Jeremy Strickland, jeremy.strickland@coltgrp.com. We look forward to working with you on your project.

***ACCEPTANCE OF THIS QUOTATION - WHETHER BY SIGNATURE, EMAIL CONFIRMATION, PAYMENT, OR COMMENCEMENT OF WORK - CONSTITUTES AGREEMENT TO THE ATTACHED TERMS AND CONDITIONS.***

**All material is NON-AIS unless specifically noted in quote.

**Price does not include sales tax. If Job is tax exempt please forward certificate or Applicable tax will be added

**Prices reflect Regular Hourly Rate and does not include Night/Weekend Rate Unless Specified. Refer to service agreement for billable rates.

| Qty | Description | Unit Price | Ext. Price |
|---|---|---|---|
| | **TAPPING SERVICES** | | |
| 1 | **16" Test and Tap (Ductile, Cast Iron, PVC, AC)**<br>**Tap Machine is 10 feet in length. | **$1,275.00** | **$1,275.00** |
| | **LINE STOP SERVICES** | | |
| 1 | **24" Single Line Stop (Ductile, Cast Iron, PVC)** | **$24,475.00** | **$24,475.00** |
| 1 | **30" Single Line Stop (Ductile, Cast Iron, PVC)**<br>*30x24 CS EC line stop sleeve with 304 SS sleeve bolts - Rated up to 250psi | **$30,975.00** | **$30,975.00** |

PRICE AND DELIVERY TO REMAIN FIRM FOR 30 DAYS FROM DATE OF QUOTATION; THEREAFTER, ALL PRICES WILL BE SUBJECT TO CHANGE WITHOUT NOTICE UP TO THE DATE OF RECEPT OF YOUR ORDER AND OUR ACCEPTANCE.

**Colt Group**
**102 Commerce Way**
**Sanford, FL 32771**
**(P) 407-607-4141**
**www.coltgrp.com**

| Qty | Description | Unit Price | Ext. Price |
|---|---|---|---|
| **1** | **36" Single Line Stop (Ductile, Cast Iron, PVC)**<br>*36x24 CS EC line stop sleeve with 304 SS sleeve bolts - Rated up to 250psi | **$34,775.00** | **$34,775.00** |
| *3* | *Daily Rental Rate per Line Stop Unit after 7th day online (24"-42" Line Stops) (Optional)* | *$725.00* | *$2,175.00* |
| *3* | *Blow off tap for 24" - 42" line stops (Permanently Installed) (Optional)* | *$3,875.00* | *$11,625.00* |
| **1** | **Estimated Tax on Material (if applicable)** | **$2,393.13** | **$2,393.13** |
| **1** | **Mobilization** | **$375.00** | **$375.00** |
| | | **Total:** | **$94,268.13** |

Line Pressure_____ Pipe OD_____ Pipe Contents_____

***Number of Mobilizations TBD***

Authorized Signer _____ Date_____
For

PCL Construction

PRICE AND DELIVERY TO REMAIN FIRM FOR 30 DAYS FROM DATE OF QUOTATION; THEREAFTER, ALL PRICES WILL BE SUBJECT TO CHANGE WITHOUT NOTICE UP TO THE DATE OF RECEPT OF YOUR ORDER AND OUR ACCEPTANCE.

**Colt Group**
**102 Commerce Way**
**Sanford, FL 32771**
**(P) 407-607-4141**
**www.coltgrp.com**

# SECTION A - A

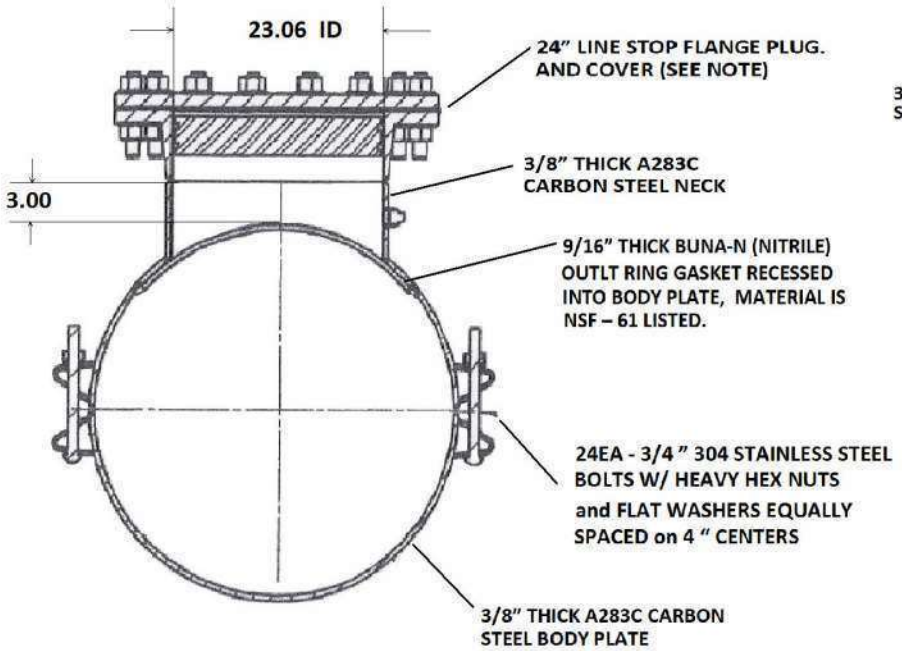


# TOP VIEW

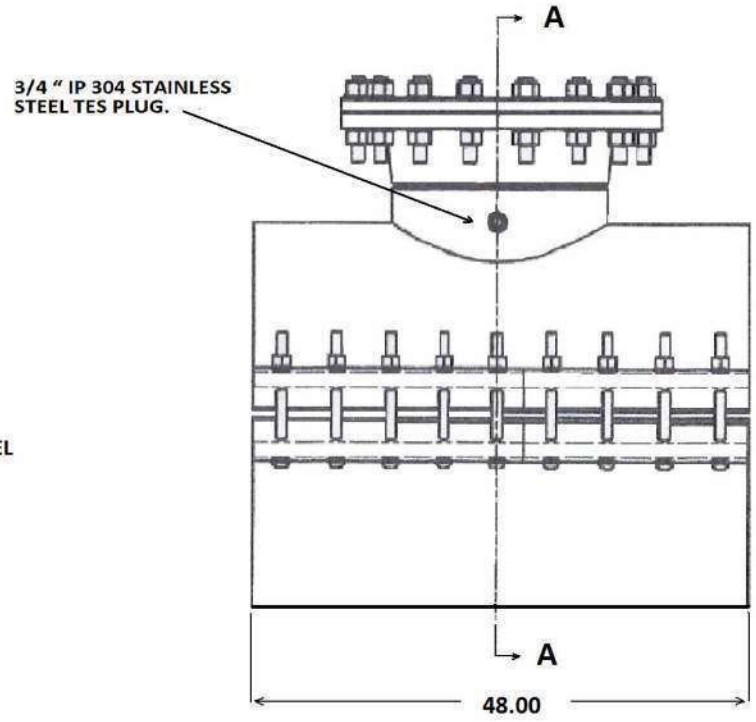


NOTES:

1) MAQP = 150 PSI

2) MATP + 225 PSI

3) FITTINGS MSUNUFACTURED TO AWWA C 223

4) FINISH = FUSION EPOXY

SHEET SIZE = 8 1/2 X 11

| TOLERANCES U.N.O | NOTES: | LINESTOP 36 X 24 |
|---|---|---|
| .XX= +/- .06<br>.XXX= +/- .015<br>FRACTIONS=<br>ANGLES= +/- 1°<br>MACH. FIN=<br>DATE: 12-12-12 | REMOVE BURRS AND SHARP EDGES.<br>ALL DIMENSIONS ARE IN INCHES.<br>DRAWING NOT TO SCALE. | (RANGE 38.10 - 38.50) |
| Reliant Pipeline Products Inc. | | P/N<br>RPPCS3830-2424 |

NOTES:
1. 250 PSI MAX OPERATING PRESSURE
2. Ø23.00 ACCESS DIAMETER
3. FOR USE WITH Ø3.0 RAMS
4. WEIGHT: 2100 LBS

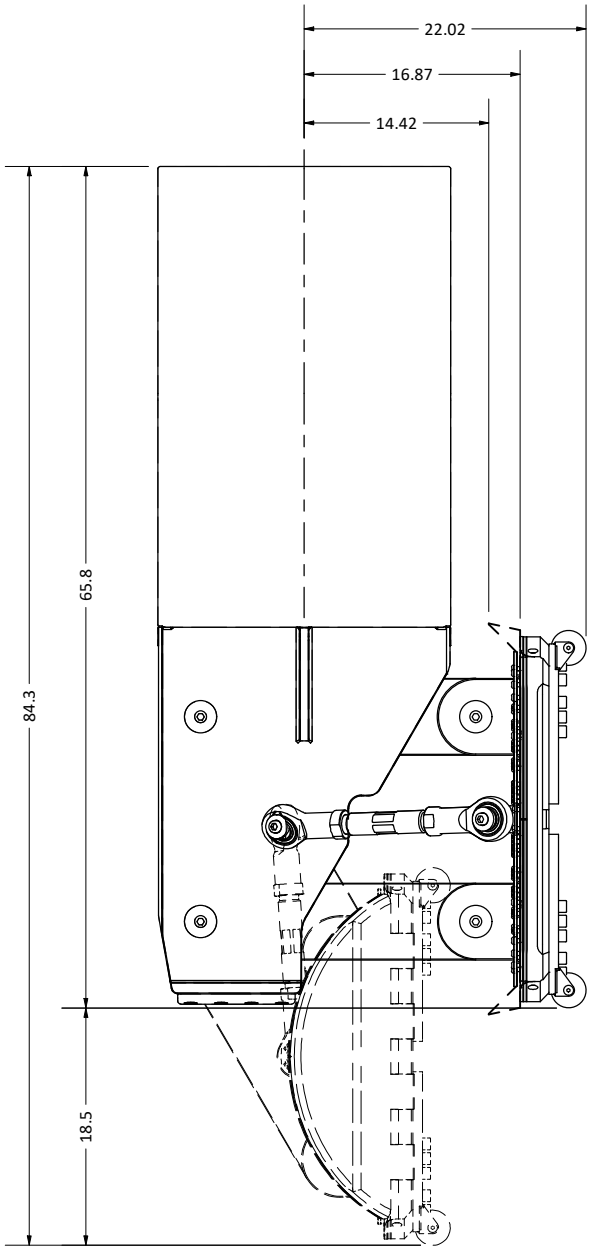


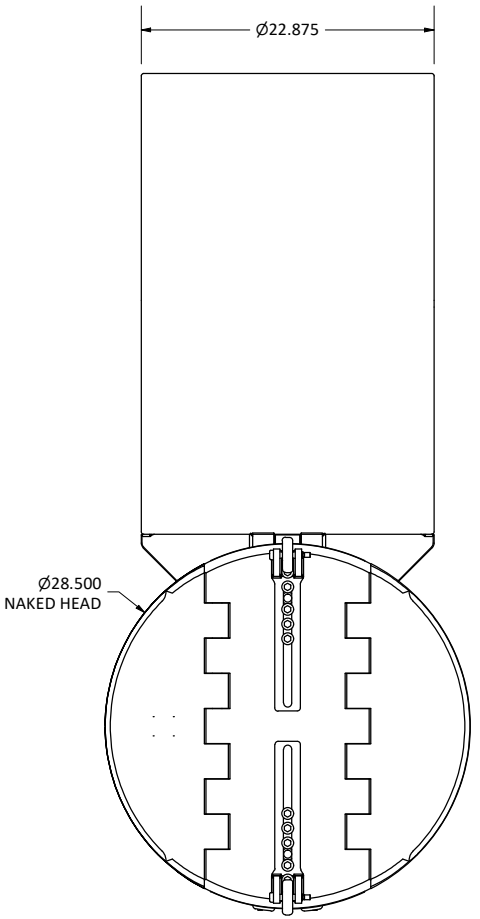


| | | | |
|---|---|---|---|
| UNLESS OTHERWISE SPECIFIED<br>ALL DIMENSIONS ARE IN INCHES<br>TOLERANCES:<br>DECIMALS: X.X ±0.03, X.XX ±0.01, X.XXX ±0.005<br>ANGULAR: ±.25°<br>REMOVE ALL BURS AND BREAK SHARP EDGES .015x45° CHAM | SCHALLERT ENTERPRISES<br>553 BIRCH ST.<br>LAKE ELSINORE, CA 92530<br>(951) 674-6773 | | MATERIAL<br>DESCRIPTION: ASSEMBLY<br>DRAWN: B. BURNS 10/29/15<br>CHECKED: 10/03/21 |
| | TITLE: 30"-36" X 24" FOLDING HEAD | | |
| | SIZE: A | DWG NO.: FH3024-HP-28.50 | REV: |
| | | | SCALE:<br>SHEET 1 OF 1 |

# SECTION A - A

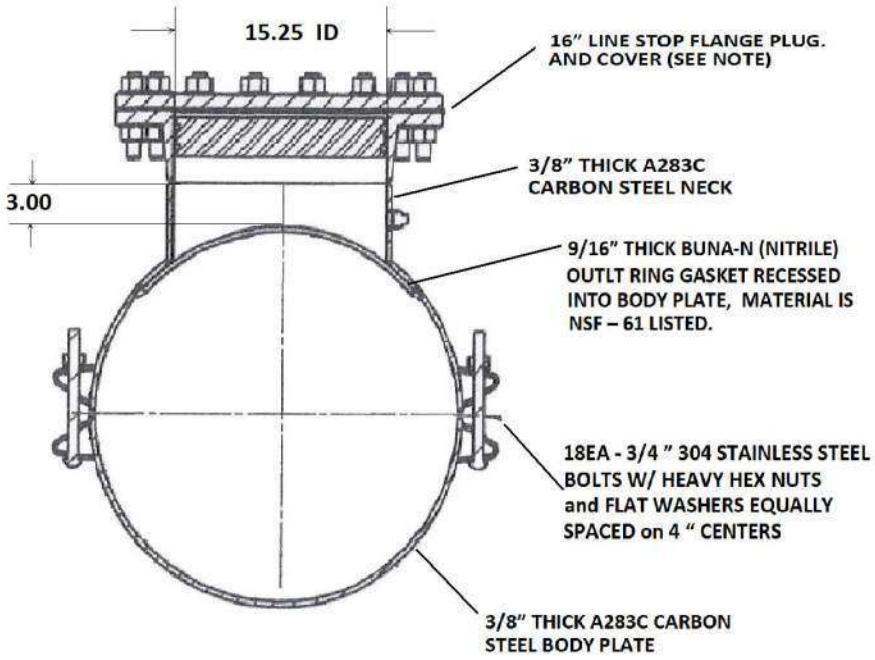


# TOP VIEW

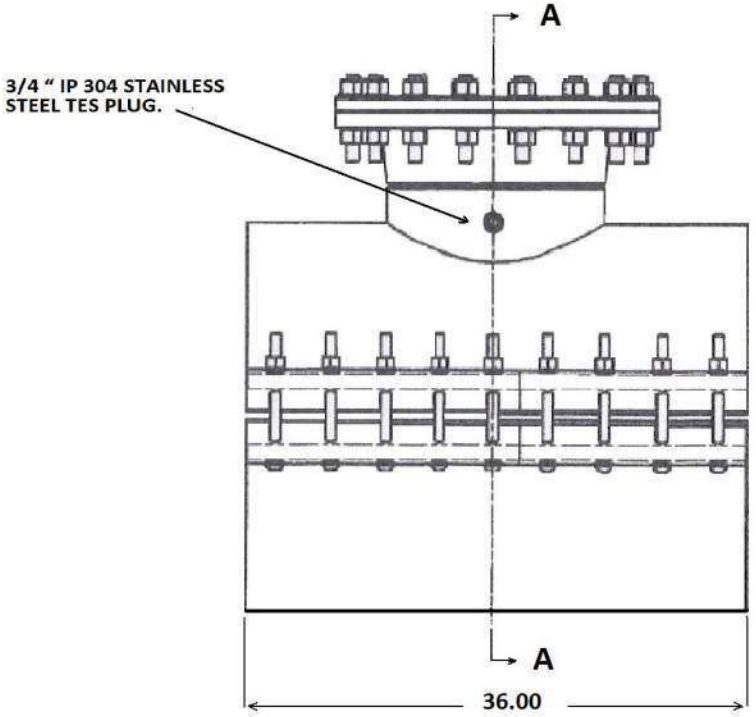


LINESTOP FLANGE = ANSI # 150 WELDNECK

LINSTOP PLUG = ASTM A36

COVER = AWWA C207 CLASS D BLIND

COMER HDW = ALLOY STEEL

SHEET SIZE = 8 1/2 X 11

NOTES:

1) MAQP = 150 PSI

2) MATP + 225 PSI

3) FITTINGS MSUNUFACTURED TO AWWA C 223

4) FINISH = FUSION EPOXY

| TOLERANCES U.N.O | NOTES: | LINESTOP 24 X 16 |
|---|---|---|
| .XX= +/- .06<br>.XXX= +/- .015<br>FRACTIONS=<br>ANGLES= +/- 1`<br>MACH. FIN=<br>DATE: 12-12-12 | REMOVE BURRS AND SHARP EDGES.<br>ALL DIMENSIONS ARE IN INCHES.<br>DRAWING NOT TO SCALE. | (RANGE 25.60 - 26.00) |
| Reliant Pipeline Products Inc. | | P/N RPPCS2580-1616 |

NOTES:
1. 250 PSI MAX OPERATING PRESSURE
2. Ø15.00 ACCESS DIAMETER
3. FOR USE WITH Ø3.0 RAMS
4. WEIGHT: 660 LBS

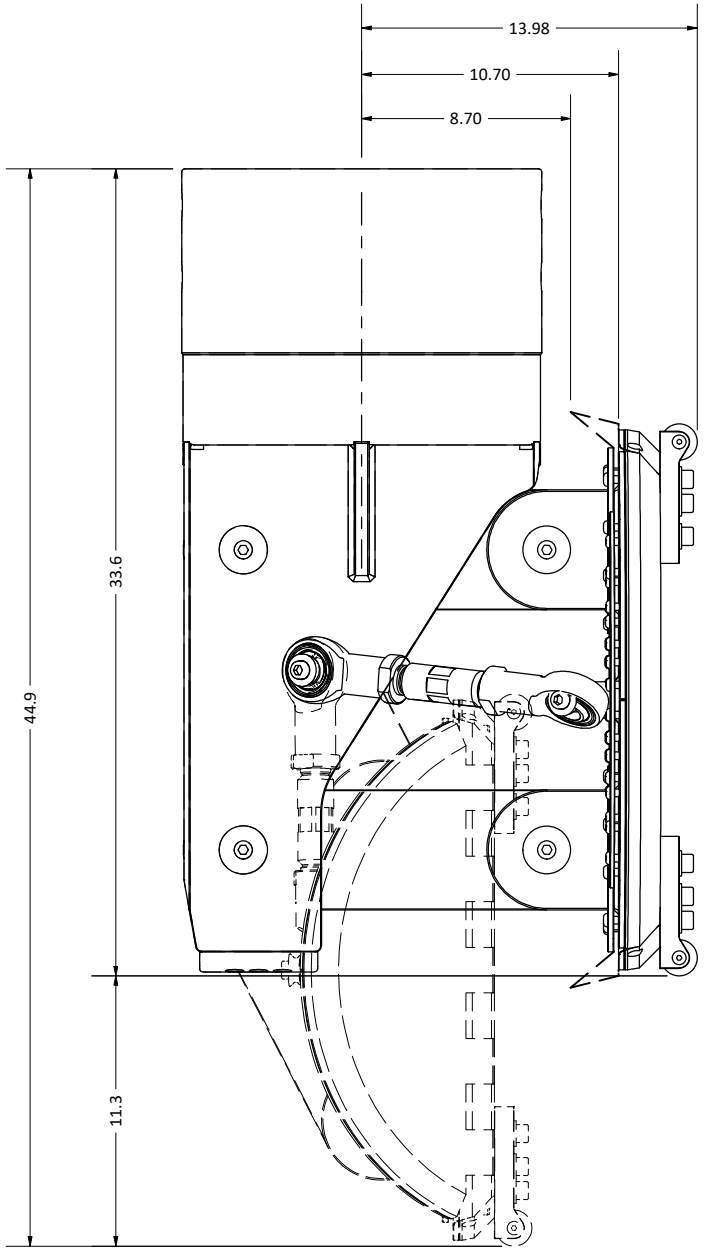


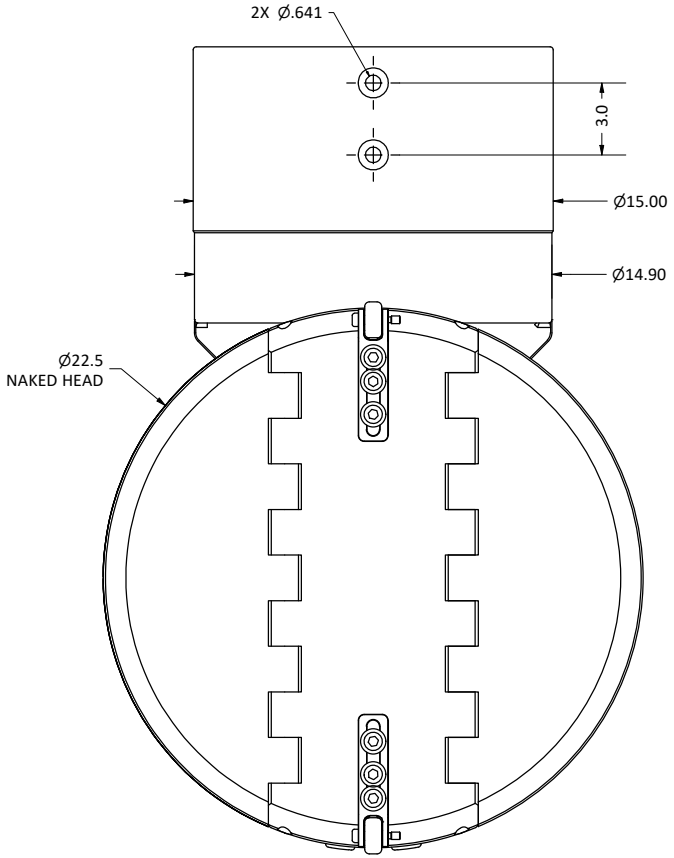


| | | | |
|---|---|---|---|
| UNLESS OTHERWISE SPECIFIED<br>ALL DIMENSIONS ARE IN INCHES<br>TOLERANCES:<br>DECIMALS: X.X ±0.03, X.XX ±0.01, X.XXX ±0.005<br>ANGULAR: ±.25°<br>REMOVE ALL BURS AND BREAK SHARP EDGES .015x45° CHAM | SCHALLERT ENTERPRISES<br>553 BIRCH ST.<br>LAKE ELSINORE, CA 92530<br>(951) 674-6773<br>TITLE: 24" X 16" FOLDING HEAD<br>SIZE: A<br>DWG NO.: FH2416-HP-22.50<br>REV: | MATERIAL<br>DESCRIPTION: ASSEMBLY<br>DRAWN: B. BURNS 05/02/16<br>CHECKED: 10/03/21<br>SCALE:<br>SHEET OF 0 | |

# SECTION A - A

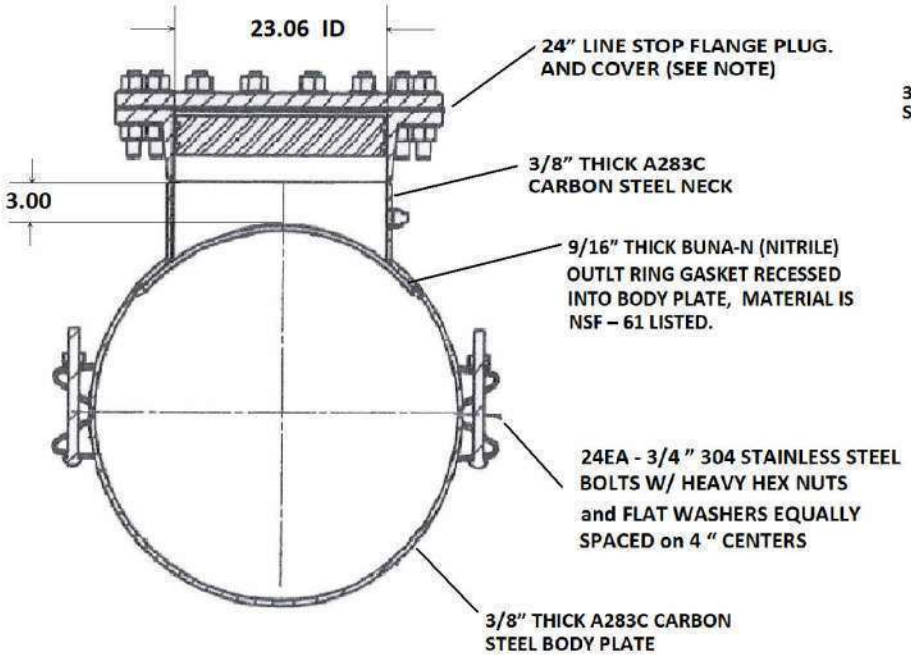


# TOP VIEW

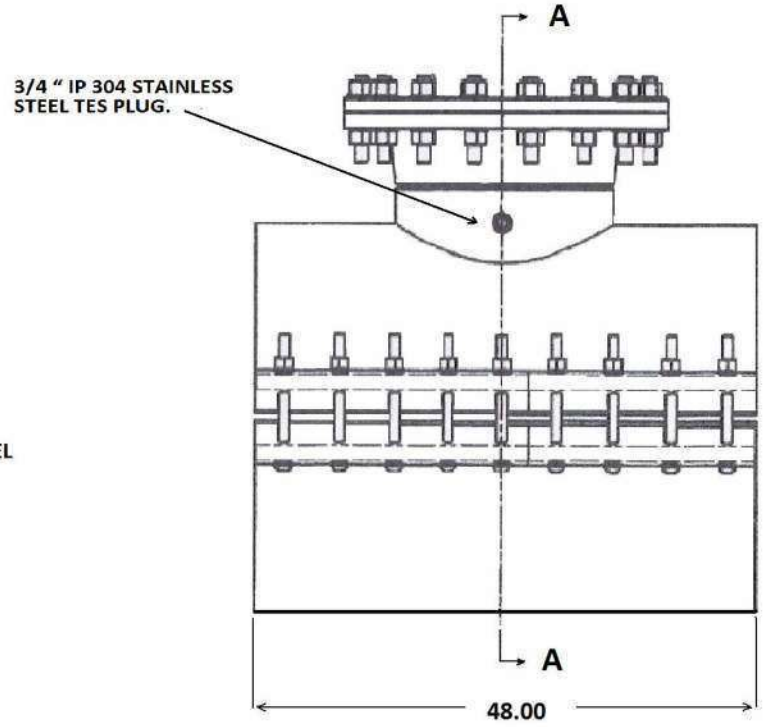


NOTES:

1) MAQP = 150 PSI
2) MATP + 225 PSI
3) FITTINGS MSUNUFACTURED TO AWWA C 223
4) FINISH = FUSION EPOXY

SHEET SIZE = 8 1/2 X 11

| TOLERANCES U.N.O | NOTES: | LINESTOP 30 X 24 |
|---|---|---|
| .XX= +/- .06<br>.XXX= +/- .015<br>FRACTIONS=<br>ANGLES= +/- 1°<br>MACH. FIN=<br>DATE: 12-12-12 | REMOVE BURRS AND SHARP EDGES.<br>ALL DIMENSIONS ARE IN INCHES.<br>DRAWING NOT TO SCALE. | (RANGE 31.80 - 32.20) |
| Reliant Pipeline Products Inc. | | P/N RPPCS3200-2424 |

NOTES:
1. 250 PSI MAX OPERATING PRESSURE
2. Ø23.00 ACCESS DIAMETER
3. FOR USE WITH Ø3.0 RAMS
4. WEIGHT: 2100 LBS

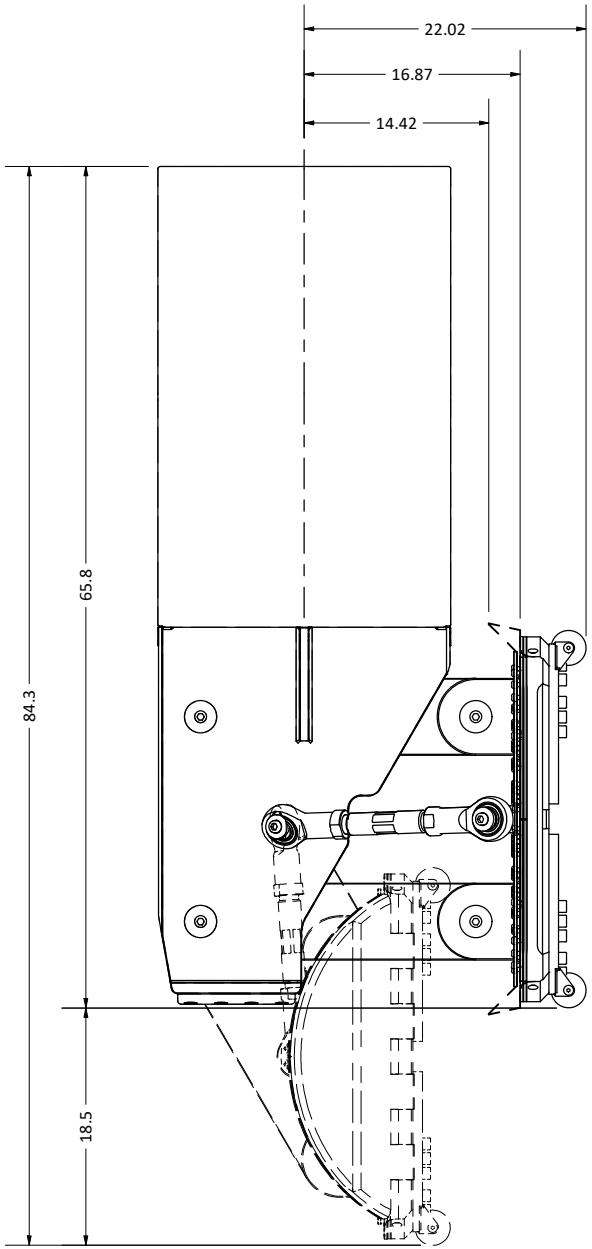


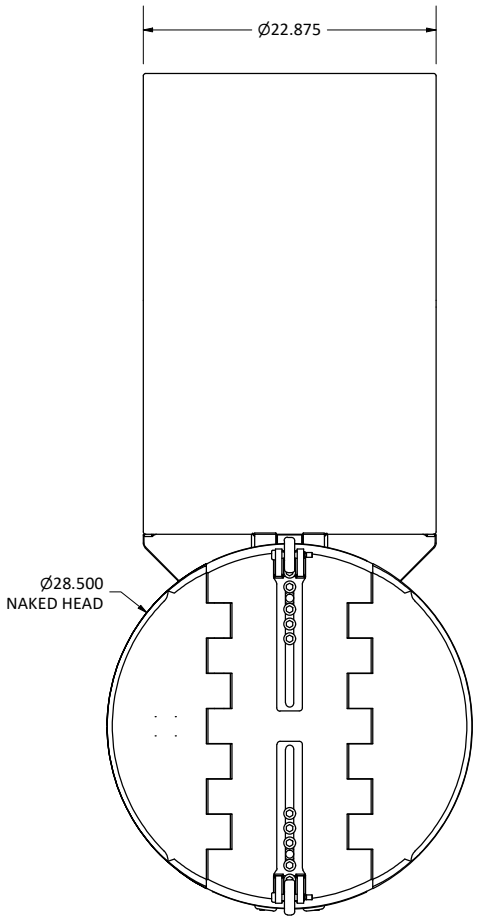


| | | | |
|---|---|---|---|
| UNLESS OTHERWISE SPECIFIED<br>ALL DIMENSIONS ARE IN INCHES<br>TOLERANCES:<br>DECIMALS: X.X ±0.03, X.XX ±0.01, X.XXX ±0.005<br>ANGULAR: ±.25°<br>REMOVE ALL BURS AND BREAK SHARP EDGES .015x45° CHAM | SCHALLERT ENTERPRISES<br>553 BIRCH ST.<br>LAKE ELSINORE, CA 92530<br>(951) 674-6773<br>TITLE: 30"-36" X 24" FOLDING HEAD<br>SIZE: A<br>DWG NO.: FH3024-HP-28.50<br>REV: | | MATERIAL<br>DESCRIPTION: ASSEMBLY<br>DRAWN: B. BURNS 10/29/15<br>CHECKED: 10/03/21<br>SCALE:<br>SHEET 1 OF 1 |

**Bypassing through Line Stop units on Sewer**

- Sewer by nature contains debris that could cause **catastrophic failure** of the bypass system resulting in reduced flow, no flow, and/or stuck equipment due to debris buildup.
- Using the line stop housing bypass connection with wastewater can cause clogging of the equipment. If the line stop equipment is completely clogged, Colt Services may not be able to remove the equipment, and the bypass may stop functioning completely.
- Please be advised that **bypassing sewage through our line stop units is strictly prohibited unless written approval is provided in advance, this form signed/returned, and the understanding that the contractor is assuming any and all risks.**
- **Colt Services will not be held liable for any failure, system disruption, or damage resulting from sewer bypass operations.**
- Any **additional costs** incurred, including labor, materials, equipment mobilization, equipment repair, additional line stops, or emergency response—will be **charged** directly to the contractor.

Company Name: _____

Authorized Signer: _____

Printed Name of Signer: _____

Title: _____

Date: _____

**General Conditions of Work Order**

1. Price valid for ductile or cast iron pipe only unless otherwise specified herein.
2. Company to provide line stop fittings/valve insertions. Contractor to provide all material for live taps using tapping sleeves with a "tap flange" outlet unless specified otherwise in the Scope of Work.
3. Price is based upon the cost of materials in effect as of the date of this Work Order. The Price shall be increased by, and the Contractor shall reimburse Company for the amount of any increases in the cost of material (e.g. structural steel) as of the date of purchase by the Company. The Company will provide notice of any increase in the cost of material at the time of ordering.
4. ALL APPLICATIONS: You or your representative will be asked by our personnel to verify and confirm the pipeline operation pressure is reduced to safe working limit (<90 psi). If pipe breaks during fitting/equipment installation or equipment operation (i.e. tapping, deploying line stop) Company is not liable for any cost associated with repairing broken pipe. If fitting starts leaking during/after equipment operation, Company is not liable for any cost associated with repairing leaking fitting. Coupon retrieval is not guaranteed and in the event the coupon is not retrieved, or pilot bit is broken, Company is not liable for any costs associated with retrieval. Pipe O.D., pipe pressure, pipe type, product and temperature are to be verified prior to work being scheduled. Lifting of larger diameter equipment may be required. DR Rating will be required for PVC and HDPE pipe. TAPS: For 1 inch taps performed on 12 inch and larger cast iron pipe, a tapping saddle must be used and provided by others unless specified otherwise in Scope of Work. LINE STOPS: Flow Rate of 1 foot per second for single line stop | 2 feet per second for double line stops shall not be exceeded. Complete shutdown is not guaranteed by Company. If line stop does not deploy into pipe because of pipe imperfections, Company will be paid in full for its attempt. Company is not liable for any delay for any line stop that does not seal to a workable shutdown. Company has sole discretion to determine when a shutdown allows for work to be safely performed. If line stop gets locked into place due to flow/draw, Company is not responsible for damages. Cost associated with repair to damaged equipment will be billed to Contractor. INSTA VALVES: Company will not exceed the Manufacturers Guarantee of valve performance of the manufacturer installed. Insta Valves do not guarantee a 100% shutdown.
5. Unless specifically stated herein, Price includes standard hardware on fittings. Material quoted herein does NOT meet Buy America, Buy American, American Iron and Steel (AIS) or any similar specifications ("Specialty Material"), unless otherwise specifically stated herein. Allow 3 to 4 weeks shipping time for Specialty Material.
6. Excavation is to be provided by others unless specified otherwise in the Scope of Work. Pipe restraining, concrete and cold weather protection to be provided by others. Price excludes permits, tap or inspection fees, shoring, dewatering, Miss Dig or traffic control, insurance requirements over and above Company's current coverage, bonds, special safety equipment, safety meetings, site visits, and pre-task plans.
7. Contractor shall cause the premises where the Work is to be performed (the "Premises") to be in a condition that is proper and suitable for Company's performance of the Work based upon applicable law, regulation, and industry practice. Without limiting the generality of the foregoing, Contractor shall cause any excavation where the Work is to be performed to be in a safe working condition and in accordance with OSHA and MIOSHA standards. Company does not assume any obligations related to the integrity of any pipes or existing structures. Contractor shall assume the risk for any damage to pipes, existing structures, or any other property, caused by Company in performing the Work unless such damage is caused by the gross negligence of Company.
8. Unless specifically stated herein, Price does not include prevailing wage rates, and never includes fringe benefit contributions to Operating Engineers Local 324 (OE 324).
9. Price is for regular, non-emergency working hours only which are Monday through Friday from 7:00 a.m. to 5:00 p.m., port to port. Overtime hours will be charged over and above Price at $190.00 per hour per service truck and $165.00 per hour per laborer/technician. Downtime will be charged at a rate of $125.00 per hour per service truck and $85.00 per hour per technician/laborer.
10. CANCELLATION CHARGES: Line Stop or Valve Insertion: (i) cancelled 12-24 hours prior to scheduled time: $1,000.00; (ii) cancelled the day of or on-site: $1,500.00. Taps: (i) cancelled 12-24 hours prior to scheduled time: $250.00; and (ii) cancelled the day of or on-site: $400.00. All other work: (i) cancelled 12-24 hours prior to scheduled time: $400.00; (ii) cancelled the day of or on-site: $800.00. Cancellation fee does not include travel time.
11. Notwithstanding any provision to the contrary in any Contract Documents, the General Conditions of Work Order and Work Order Standard Terms shall govern over any conflicts or ambiguities in the Contract Documents.
12. No term or provision that Contractor incorporates by reference into this Work Order shall be binding on Company unless it is provided to Company prior to Company providing Work Order to Contractor.

**Work Order Standard Terms**

1. Application. These Standard Terms ("Terms") govern the Work Order between Company and Contractor for the performance of the Work. The parties' agreement shall consist only of these Terms, the Work Order and General Conditions of Work Order. Any document submitted by Contractor to Company confirming its intention to authorize the Work will be deemed to constitute a confirmation and acceptance of these Terms, even if the document states terms in addition to or different from those in the Work Order or these Terms. All agreements between Company and Contractor will be solely under these Terms. Company expressly objects to (and does not accept) any and all additional or different terms contained in any document submitted to Company by Contractor.
2. Scope of Work. Price is based upon the scope of Work set forth in the Work Order. In case of any reduction in the scope of Work by the Contractor, in addition to any other rights of the Company, the Company may, at its option and in its sole discretion, immediately terminate all or any part of the Work Order by giving the Contractor written notice.

3. Offer Expiration. The above offer made by Company, including Pricing, is valid for a period of 30 days, provided that Company may withdraw the offer at any time prior to Contractor's acceptance.

4. ACCEPTANCE. CONTRACTOR SHALL BE DEEMED TO HAVE ACCEPTED THE WORK ORDER AND TO HAVE FORMED A CONTRACT BASED EXCLUSIVELY ON THE WORK ORDER, INCLUDING THESE TERMS, WHEN CONTRACTOR DOES ANY OF THE FOLLOWING: (I) BEGINS PERFORMANCE UNDER THE WORK ORDER; (II) ACKNOWLEDGES THE WORK ORDER; OR (III) ENGAGES IN ANY OTHER CONDUCT THAT RECOGNIZES THE EXISTENCE OF A CONTRACT WITH RESPECT TO THE SUBJECT MATTER OF THE WORK ORDER.

5. Terms of Payment. Contractor shall pay the Price to Company within 30 days of receiving an invoice for the Work from Company. Any amounts due by Contractor to Company that are unpaid on or after 30 days following the date of Company's invoice will bear interest at the rate of 1.5% per month or the maximum rate permitted by law, whichever is less. The accrual or payment of any interest as provided above will not constitute a waiver by Company of any rights and remedies in connection with a default by Contractor. Contractor's obligation to pay the Price to Company is absolute and not conditioned upon Contractor's receipt of payment from any owner or third-party. Contractor will pay all court costs, attorney fees, and other costs incurred by Company in collecting past-due amounts, including interest. The payment terms are applicable only for customers with established credit. COD customers must have credit card on file before the Work is scheduled.

6. Time of Performance. Company shall perform the Work at a time that is mutually agreed upon by Company and Contractor. In the event that Company attempts to perform the Work at such agreed upon time and is unable to perform the Work because (A) the Premises do no meet the standard imposed by Section 4 above or (B) Contractor is not prepared for the Work to be performed, the Contract Price shall be increased by an amount equal to Company's actual costs related to the delay (including, without limitation, remobilization costs and travel time).

7. Acceptance of Work. Contractor will have the right to inspect the Work for defects and nonconformance while Company is performing the Work (and immediately thereafter while Company is still on the Premises). After Company leaves the Premises, Contractor will be deemed to have irrevocably accepted the Work, if not previously accepted. After acceptance, Contractor will have no right to object to the Work for any reason or revoke acceptance.

8. Warranty Disclaimer. Company warrants that it will perform the Work in a workmanlike manner and consistent with industry practices. COMPANY MAKES NO WARRANTY IN ADDITION TO THE FIRST SENTENCE OF THIS SECTION 8, EXPRESS OR IMPLIED, WITH RESPECT TO OR IN ANY WAY RELATING TO THE WORK, WHETHER BASED ON BREACH OF WARRANTY OR CONTRACT, NEGLIGENCE, STRICT LIABILITY OR OTHERWISE, INCLUDING, WITHOUT LIMITATION, ANY IMPLIED WARRANTIES OF MERCHANTABILITY OR FITNESS FOR A PARTICULAR PURPOSE.

9. Modifications and Waiver; Entire Agreement. Neither party has rights, warranties, or conditions expressed or implied, statutory or otherwise, other than those contained in the Contract. The Contract contains the entire agreement between Company and Contractor and can be modified or rescinded only by a writing signed by both parties. No waiver of any provision of the Agreement will be binding unless in writing signed by an authorized representative of the party against whom the waiver is asserted, and unless expressly made generally applicable, will apply only to the specific case for which the waiver is given. Failure of either party to insist on strict performance of the Agreement will not be construed as a waiver of any term or condition of the Agreement.

10. Compliance with Laws; Indemnification. Contractor shall be responsible for compliance with any and all federal, state, or local laws or regulations regarding the Work and shall indemnify and hold Company harmless from and against any and all claims of violations of laws or regulations or other claims (or actual cases) of personal injury or property damage directly or indirectly related to the Work, including, without limitation, any fines or losses resulting from MIOSHA determining the Premises are not in proper condition. In the event Company is forced to institute legal action to enforce this Agreement, Contractor shall pay Company's costs, including reasonable attorney fees.

11. Governing Law, Jurisdiction and Venue. The Work Order and these Terms will be governed by and construed in accordance with the laws of the State of Florida. The parties hereto hereby irrevocably and unconditionally consent to and submit to the exclusive jurisdiction of the courts of the State of Florida (the "Florida Courts") for any litigation, excepting any claim to foreclose a lien, arising out of or relating to the Work Order and the transactions contemplated hereby (and agree not to commence any litigation relating thereto except in such courts), waive any objection to the laying of venue of any such litigation in the Florida Courts and agree not to plead or claim in any Florida Court that such litigation brought therein has been brought in any inconvenient forum.

12. Force Majeure. Neither Party will be liable for any failure or delay in performing an obligation under the Work Order that is due to any of the following causes, to the extent beyond its reasonable control: acts of God, accident, riots, war, terrorist act, epidemic, pandemic, quarantine, civil commotion, breakdown of communication facilities, natural catastrophes, governmental acts or omissions, changes in laws or regulations, national strikes, fire, explosion, generalized lack of availability of raw materials or energy.

    For the avoidance of doubt, Force Majeure shall not include (a) financial distress nor the inability of either party to make a profit or avoid a financial loss, (b) changes in market prices or conditions, or (c) a party's financial inability to perform its obligations hereunder.

SMITH
ELECTRICAL CONTRACTORS
B. L. SMITH ELECTRIC, INC.

TO: Estimating Dept. May 22, 2026
RE: Manatee SEWRF Capacity Exp. PH-B (Revised)

Gentlemen,

Please accept this proposal based on drawings dated July 25 and includes addendums 1& 2. Below is a list of what is included and what is not. Please call with any questions.

**WORK INCLUDED:**

- Provide and install schedule 80 PVC conduit for direct burial, and schedule 40 for concrete encased, all with PVC coated aluminum 90's and stub up's per drawings and specs.
- Provide reinforced concrete on all underground duct banks per drawings and specs.
- Provide grounding of structures, racks, and equipment as required.
- Provide installation of FPL supplied conduit installed underground with a 4" cap per drawings. (FPL Wire, Equipment, and terminations by others)
- Provide and install new 480V-3/0-3W-4000A-MTM switchgear. (BOM included)
- Provide and install Panelboards, ATS's, and Transformers for building 4 per drawings and specs. (BOM included)
- Provide and install wire, labor, and equipment necessary to provide temporary power for 6 existing aerators to be replaced. (Aerators will be replaced 1 at a time to limit down time)
- Provide and install new manholes per drawings for completion of ductbanks that were installed in PH-A.
- Provide and install new disconnects and lighting for new AGS pump station, and new WAS pump station.
- Provide and install grounding of all new structures and equipment per drawings.
- Provide and install control and instrumentation wiring missing from drawings on aerators replacements.
- Provide and install new lighting at AGS blower structure.
- Provide and install 2 new concrete light poles and 3 aluminum light poles at new switchgear building and gensets.
- Provide disconnects and VFD cable for all new AGS blowers.
- Provide and install conduit, wire, fixtures, for new AGS structure, as well as installation of instruments supplied by others not installed inline.
- Provide and install aluminum conduit for all above ground installations.
- Provide all excavation and backfill for underground conduits.
- Provide and install lightning protection system.
- Provide 3rd party testing as required per specs.
- Provide all new wiring per drawings.
- Provide new structure and site lighting per drawings.
- Provide installation of control panels, field installed instruments supplied by others.
- Provide temporary power for trailers and site as required.
- Provide, Test, and Terminate Fiber optic cable.
- Provide performance & payment bond.

29252 U.S. Highway 27 / Dundee, Florida 33838-4285
Phone (863) 439-7401, (877) 439-7401, Fax (863) 439-2045
WWW.blsmithelectric.com

**WORK NOT INCLUDED:**

- Provide dewatering for underground conduit, manholes, and equipment.
- Provide physical installation of generator, fuel tanks, assembly of fuel system, assembly of misc parts shipped with generator. (Exhaust, fuel piping, intake system, neutral ground resistors) Provide fuel for testing and final fill, concrete pads, generator control panels, and equipment for offloading on site.
- Provide GPR of existing grounds.
- Provide VFD and motor control equipment, only installation only provided. (Equipment by others)
- Patching and refurbishing of finished grade after installation.
- Provide installation of RTU tower or antenna provided by others.
- Provide and install any electrical buildings of concrete or manufactured.
- Bid bond not included.
- Provide and install access control system.
- Provide portable toilets, dumpsters or removal of such.
- Provide and install any motors or pumps.
- Provide termination & testing of low voltage wiring associated with access control, cameras, fire alarm.
- Provide low voltage control panels, instruments, PLC's or equipment.
- Provide and install concrete conduit curbs, exterior and interior concrete pads for floor mounted equipment.
- Provide cutting and patching of existing surfaces for installation of new equipment.
- Provide patching of any surfaces damaged or removed to complete new installation.
- Power or Telephone Co. charges for temporary or permanent usage during project.

***LUMP SUM TOTAL INCLUDING THE SPEC'D GENSET…$11,391,600.00***

***LUMP SUM TOTAL INCLUDING THE ALTERNATE GENSET…$11,106,600.00***

- ODP for tax savings on generator cost.
  Spec'd genset per quote..***$2,017,200.00*** **112 weeks lead time**.
  Tax..***$140,904.00***

- Alt genset per quote..***$1,796,950.00*** **62 weeks lead time**.
  Tax..***$125,486.50***
  ***(Alt genset quoted with a smaller displacement than the spec'd. This lowers the overall quote as well as the lead time for the equipment), Quote is attached to this proposal along with the spec'd version.***

29252 U.S. Highway 27 / Dundee, Florida 33838-4285
Phone (863) 439-7401, (877) 439-7401, Fax (863) 439-2045
WWW.blsmithelectric.com

- ODP for tax savings on switchgear cost.
  Switchgear quote..***$1,727,500.00*** **62 weeks lead time**.
  Tax..***$120,625.00***

***Due to market volatility this quote is only valid for 30 days.***

Thank you for the opportunity to submit this proposal. This proposal is based on Mon. through Fri. workdays between the hours of 7AM-3:30PM. Any hours beyond the previously stated will incur additional charges.

**Cordially,**

***Darren Sellers***
**Chief Estimator**
Office: 863-439-7401
Direct: 863-289-0319
Mobile: 863-557-8781
Email: Darren@BLSmithElectric.com
License # EC13012111

**Proposal Name:** Manatee SERWRF Capacity Improvements Phase B

**Quote Name:** Base - 7/2025 Dwgs

**Proposal Number:** P-251026-5616125

**Quote Number:** Q-6439703

## Conditions of Sale

*This Quotation is subject to Coordinated Project Terms. See https://www.se.com/us/en/download/document/0100PL0043/*

Quoted price in currencies other than U.S. Dollars is per the annual Schneider Electric exchange guidance.
Quote is valid for 30 days. Quoted lead times are approximate and subject to change.

Schneider Electric reserves the right to amend, withdraw or otherwise alter this submission without penalty or charge as a result of any event beyond its control arising from or due to the current Covid-19 epidemic or events subsequent to this epidemic / pandemic including changes in laws, regulations, by laws or direction from a competent authority.

## Clarifications and Exceptions

### Included:

- Switchboard with Arc Flash Sensor System
- Panel
- Transformer
- Disconnects
- ATS
- Battery System
- Lighting Contactor
- Start-up, Training, Study
- Extended Warranty
- Witness Testing

| Seq # | Qty | Product Description |
|---|---|---|
| 1 | 1 | **Designation :** SWBD-HW<br>**Product Details:**<br>1 - Square D Custom Swbd-QED-2 Switchboard<br>---<br>Square D Custom Swbd<br>Designed and Tested in accordance with:<br>UL 891/NATIONAL ELECTRIC CODE/NEMA PB-2<br>System Voltage - 480Y/277V 3Ph 4W 60Hz<br>System Ampacity - 4000A<br>Source Description - Main-Tie-Main<br>Tin Plated Copper Main Bus<br>Neutral Bus - 100%<br>Max Available Fault Current (RMS) - 65kA<br>Enclosure - Type 1<br>Accessibility: Front Only<br>Control Power Transfer<br>Overhead Lifting Trolley for entire SWBD<br>Equipment Nameplate White Surface/Black Letters, Screw-on (Factory Installed)<br>Exterior Paint Color - ANSI 49<br>Lineup with MasterPact MTZ Breaker(s)<br>Ground Lug provided for each device<br>Copper Ground Bus<br>SIS Control Wire<br>Barriers between Sections<br>Auto Throw-over System With Custom Controls<br>. Standard Main-Tie-Main<br>. Transition Type - Open<br>. Automatic Retransfer Switch<br>. Preferred Source Selector<br>. Touchscreen HMI<br>Certified Test Report Required<br>Special: (1) Per Section - NEMA 1 Gasketed - - TAG # SP-16036<br>Special: (15) Per Lineup - SS nameplates screws - - TAG # SP-12208<br>Special: (2) Per Lineup - SEL-735 Meter (735#0403) - - TAG # TR-161074-1<br>Special: (2) Per Lineup - 3rd party device integration A - - TAG # TR-161074-5<br>Special: (4) Per Lineup - 3rd party device integration B - - TAG # TR-161074-6<br>Special: (2) Per Lineup - (3) 4kA meter class CT - - TAG # TR-161074-7<br>Special: (4) Per Lineup - (3) 4kA relay class CT - - TAG # TR-161074-8<br>Special: (6) Per Lineup - Custom CT mounting - - TAG # TR-161074-9<br>Special: (1) Per Lineup - Customer wiring request - - TAG # TR-161074-10<br>Special: (1) Per Lineup - PMO Integration (PMO) - - TAG # TR-161074-11<br>Special: (1) Per Lineup - Custom multi-source sys (MDGF) - - TAG # TR-161074-14<br>Special: (1) Per Lineup - 4kA Cu split bus - - TAG # TR-161074-15<br><br>Dimensions<br>---<br>2 - 42" Wide Section(s)<br>4 - 36" Wide Section(s)<br>2 - 48" Wide Section(s)<br>2 - 30" Wide Bussed Auxiliary Section(s) with Load Lugs<br>10 - 48" Deep Enclosure(s)<br>Dimensions: 384.00" W X 48" Max D X 91.5" H<br>Approximate Weight: 13875.00 lbs / 6293.70 kgs<br><br>Incoming Requirements |

---
Suitable for Use As Service Entrance -
Incoming One
Entry Point: Section 1, Through the Bottom
Connection Type: Cable
SPD with Surge Rating 320kA
Includes Surge Counter
SPD with Optional Remote Monitor

Suitable for Use As Service Entrance -
Incoming Two
Entry Point: Section 10, Through the Bottom
Connection Type: Cable
SPD with Surge Rating 320kA
Includes Surge Counter
SPD with Optional Remote Monitor

Mains
---
1 - 4000AF/4000AT 100% 3 Pole Stored Energy, Drawout Mounted Circuit Breaker, UL:
Type MTZ 3
Device Associated to Incoming One
Device Designation: MAIN 1
Micrologic X 6.0, Long Time, Short Time, Instantaneous, Ground Fault
DM - Individual Harmonics Analysis
DM - Energy Reduction Maintenance Setting (ERMS)
Overcurrent Trip Switch 1A/1B Form C Contact (SDE)
Auxiliary Switches 8A-8B
Programmable Contact Module, ESM
Shunt Trip - 120Vac
Second Shunt Trip - 120Vac
Drawout Crank
Contact Wear Indication - Visual
Padlock Attachment
Spring Charging Motor - 120Vac
Cradle Position Switches 1A/1B Form C (C/T/D)
Padlock Provisions on Cradle
Cradle Cell Keying
Energy Reduction Maintenance Switch
Shunt Close without Communications - 120Vac
Nameplate - White Surface / Black Letters, Screw-on (Factory Installed)
Special: (1) Per Device with TAG # TR-161074-2 - SEL751A (751A#27XW) -
Special: (1) Per Device with TAG # TR-161074-3 - PTs, Set of 3 (Lineside) -
Special: (1) Per Device with TAG # TR-161074-4 - PTs, Set of 3 (Loadside) -
1 - 4000AF/4000AT 100% 3 Pole Stored Energy, Drawout Mounted Circuit Breaker, UL:
Type MTZ 3
Device Associated to Incoming Two
Device Designation: MAIN 2
Micrologic X 6.0, Long Time, Short Time, Instantaneous, Ground Fault
DM - Individual Harmonics Analysis
DM - Energy Reduction Maintenance Setting (ERMS)
Overcurrent Trip Switch 1A/1B Form C Contact (SDE)
Auxiliary Switches 8A-8B
Programmable Contact Module, ESM
Shunt Trip - 120Vac
Second Shunt Trip - 120Vac
Drawout Crank

Contact Wear Indication - Visual
Padlock Attachment
Spring Charging Motor - 120Vac
Cradle Position Switches 1A/1B Form C (C/T/D)
Padlock Provisions on Cradle
Cradle Cell Keying
Energy Reduction Maintenance Switch
Shunt Close without Communications - 120Vac
Nameplate - White Surface / Black Letters, Screw-on (Factory Installed)
Special: (1) Per Device with TAG # TR-161074-3 - PTs, Set of 3 (Lineside) -
Special: (1) Per Device with TAG # TR-161074-4 - PTs, Set of 3 (Loadside) -
Special: (1) Per Device with TAG # TR-161074-2 - SEL751A (751A#27XW) -

Ties
---
1 - 4000AF/4000AT 100% 3 Pole Stored Energy, Drawout Mounted Circuit Breaker, UL:
Type MTZ 3
Device Designation: TIE 1
Micrologic X 6.0, Long Time, Short Time, Instantaneous, Ground Fault
DM - Individual Harmonics Analysis
DM - Energy Reduction Maintenance Setting (ERMS)
Overcurrent Trip Switch 1A/1B Form C Contact (SDE)
Auxiliary Switches 8A-8B
Programmable Contact Module, ESM
Shunt Trip - 120Vac
Second Shunt Trip - 120Vac
Drawout Crank
Contact Wear Indication - Visual
Padlock Attachment
Spring Charging Motor - 120Vac
Cradle Position Switches 1A/1B Form C (C/T/D)
Padlock Provisions on Cradle
Cradle Cell Keying
Energy Reduction Maintenance Switch
Shunt Close without Communications - 120Vac
Nameplate - White Surface / Black Letters, Screw-on (Factory Installed)
Special: (1) Per Device with TAG # TR-161074-4 - PTs, Set of 3 (Loadside) -
Special: (1) Per Device with TAG # TR-161074-3 - PTs, Set of 3 (Lineside) -
Special: (1) Per Device with TAG # TR-161074-2 - SEL751A (751A#27XW) -

Feeders
---

Devices Associated to Main 1:

1 - 1600AF/1200AT 100% 3 Pole Stored Energy, Drawout Mounted Circuit Breaker, UL:
Type MTZ 2
Micrologic X 6.0, Long Time, Short Time, Instantaneous, Ground Fault
DM - Energy Reduction Maintenance Setting (ERMS)
Auxiliary Switches 4A-4B
Overcurrent Trip Switch 1A/1B Form C Contact (SDE)
Programmable Contact Module, ESM

Drawout Crank
Contact Wear Indication - Visual
Cradle Position Switches 1A/1B Form C (C/T/D)
Cradle Cell Keying
Energy Reduction Maintenance Switch
Nameplate - White Surface / Black Letters, Screw-on (Factory Installed)
2 - 1200AS/1200AT 480V 80% Rated 65 kA 3 Pole UL, Group Mounted Electronic Trip Circuit Breaker: Type PJ
Power Trip Unit, Long Time, Short Time, Instantaneous, Ground Fault
Overcurrent Trip Switch 1A/1B Form C
Energy Reduction Maintenance Switch
Nameplate - White Surface / Black Letters, Screw-on (Factory Installed)
1 - 400AS/150AT 480V 80% Rated 100 kA 3 Pole UL, Group Mounted Electronic Trip Circuit Breaker: Type LL
Ammeter Trip Unit, Long Time, Short Time, Instantaneous, Ground Fault
Nameplate - White Surface / Black Letters, Screw-on (Factory Installed)

Devices Associated to Main 2:

1 - 4000AF/4000AT 100% 3 Pole Stored Energy, Drawout Mounted Circuit Breaker, UL: Type MTZ 3
Device Designation: TIE 2
Micrologic X 6.0, Long Time, Short Time, Instantaneous, Ground Fault
DM - Individual Harmonics Analysis
DM - Energy Reduction Maintenance Setting (ERMS)
Auxiliary Switches 4A-4B
Overcurrent Trip Switch 1A/1B Form C Contact (SDE)
Programmable Contact Module, ESM
Drawout Crank
Contact Wear Indication - Visual
Cradle Position Switches 1A/1B Form C (C/T/D)
Cradle Cell Keying
Energy Reduction Maintenance Switch
Nameplate - White Surface / Black Letters, Screw-on (Factory Installed)
Special: (1) Per Device with TAG # TR-161074-3 - PTs, Set of 3 (Lineside) -
Special: (1) Per Device with TAG # TR-161074-4 - PTs, Set of 3 (Loadside) -
Special: (1) Per Device with TAG # TR-161074-12 - Add tie to PLC order (PMO) -
Special: (1) Per Device with TAG # TR-161074-13 - MDGF for add main/tie/gen -
Special: (1) Per Device with TAG # TR-161074-2 - SEL751A (751A#27XW) -
2 - 1200AS/1200AT 480V 80% Rated 65 kA 3 Pole UL, Group Mounted Electronic Trip Circuit Breaker: Type PJ
Power Trip Unit, Long Time, Short Time, Instantaneous, Ground Fault
Overcurrent Trip Switch 1A/1B Form C
Energy Reduction Maintenance Switch
Nameplate - White Surface / Black Letters, Screw-on (Factory Installed)
1 - 400AS/150AT 480V 80% Rated 100 kA 3 Pole UL, Group Mounted Electronic Trip Circuit Breaker: Type LL

Ammeter Trip Unit, Long Time, Short Time,
Instantaneous, Ground Fault
Nameplate - White Surface / Black
Letters, Screw-on (Factory Installed)
1 - 1600AF/1200AT 100% 3 Pole Stored Energy,
Drawout Mounted Circuit Breaker, UL:
Type MTZ 2
Micrologic X 6.0, Long Time, Short Time,
Instantaneous, Ground Fault
DM - Energy Reduction Maintenance Setting
(ERMS)
Auxiliary Switches 4A-4B
Overcurrent Trip Switch 1A/1B Form C
Contact (SDE)
Programmable Contact Module, ESM
Drawout Crank
Contact Wear Indication - Visual
Cradle Position Switches 1A/1B Form C
(C/T/D)
Cradle Cell Keying
Energy Reduction Maintenance Switch
Nameplate - White Surface / Black
Letters, Screw-on (Factory Installed)

| Seq # | Qty | Product Description |
|---|---|---|
| 2 | 1 | **Designation :** PLC ATO<br>**Product Details:**<br>1 - PLCATOAS400NNNSY-PLC - Hardware Included<br>In Office Days: 13<br>On Site Days: 7<br>Project Management Included<br>1 - DZPLCAS400NNS-In Office Days: 13<br><br>1 - OSPLCAS400NNS-On Site Days: 7<br><br>1 - PMPLCAS400NNS-Project Management Included<br><br>Please click the following link for onsite work T&Cs: https://download.schneider-electric.com/files?&p_Doc_Ref=0100PL1901 |

| Seq # | Qty | Product Description |
|---|---|---|
| 3 | 1 | **Designation :** SERVICES ATO S/U ASST<br>**Product Details:**<br>1 - SRVINSOTHEACS-EAC Services<br>----------<br>SCOPE OF WORK<br><br>Schneider Electric Services will provide one (1) Field Service Representative for two (2) days, up to eight (8) hours each day to support performance checkout of Automatic Throwover System.<br><br>Unless otherwise noted, an outage will be required to perform the work. Duration of this outage to be determined at time of scheduling. If any additional electrical or mechanical<br>defects are found during our investigation, these will be brought to your immediate attention. Authorization for these repairs and their costs will be agreed upon before any additional work is performed.<br><br>----------<br><br>CLARIFICATIONS<br><br>This quote assumes that the end-user location is within a 60-mile radius of Tampa, FL.<br><br>-Emergency Call must be placed through normal process (project manager/after-hours support).<br>-No guarantee of repair within the four-hour period. If warranted, SE Representative will arrive on-site and troubleshoot only within the four-hour window.<br>-Terms of Advantage Service Plan order still apply. The response time does not cover any additional warranty on parts or labor. |

---

CUSTOMER RESPONSIBILITIES

Schedule power outage with the local utility or production and absorb all related costs.
Provide lighting and 120V power with GFI for Field Services' on site electrical equipment, if required.
Provide qualified personnel to de-energize or re-energize equipment as defined by NFPA70E.
Provide qualified personnel to lock out equipment and verify zero energy state as defined by NFPA70E.
Provide qualified individual for grounding of equipment as required.
Provide proper workspace clear of obstruction with adequate temporary lighting for the walk ways and emergency exits. NOTE: Work will not commence until adequate lighting is in place.
Provide a phone with defined emergency contact and site location in event of an emergency.
Provide an authorized person to sign all manifests for asbestos and PCB wastes, if any
Labor and expense cost over runs due to:
--Delays by others
--Lack of equipment readiness for services outline herein

---

WORK NOT INCLUDED

-Any site-specific meetings or customer specific safety or clearance training greater than one hour conducted during the date of service or required outside the dates of service.
-Development of switching procedures and-or MOPs.
-Update of original factory order drawings, unless otherwise noted.
-Additional site visits or meetings beyond that required to perform the scope of work above

---

SCHEDULE

-Services should be scheduled at least 10 working days in advance, 20 days for holidays, and cancelled at least two working days in advance of scheduled start of service.

---

Labor Type

This job is being quoted for work to be performed during normal working hours (M-F 8:00 AM - 5:00 PM excluding Schneider Electric holidays) unless otherwise noted.

---

| Seq # | Qty | Product Description |
|---|---|---|
| 4 | 1 | **Designation :** SEL RELAY PROG<br>**Product Details:**<br>1 - DPPRTCTRLIOSETO-Protection Relay Programming for: 4 relays<br>Protection Relay Programming (In-Office): 4<br>relays<br>Protection Relay Programming (Onsite): 4<br>relays<br>Protection Relay Programming (PM)<br>1 - DPPRTCTRLOSETO-Protection Relay Programming (Onsite): 4<br>relays<br>1 - DPPRTCTRLIOSETO-Protection Relay Programming (PM) |

| Seq # | Qty | Product Description |
|---|---|---|
| 5 | 1 | **Designation :** WITNESS TESTING<br>**Product Details:**<br>1 - QED2 Switchboards Witness Test-QED2 Switchboard<br>QED2 Switchboard Witness Testing & Inspection<br>Allows a visitor to witness standard quality control electrical tests and allows for physical inspection as well.<br>Factory witness tests conducted are per ANSI standards and our standard QC for that product.<br>If additional tests beyond factory standard are required, additional charges will be required. Any additional tests included with this quote are noted above as "Non-Standard Tests Required.<br>0010 Sections, 001 Days (est) |

| Seq # | Qty | Product Description |
|---|---|---|
| 6 | 1 | **Designation :** AF Relay HW (Loop)<br>**Product Details:**<br>1 - DPPRTCTRLETO-PCA Protection & CTRL Systems Hardware Line<br>Containing:<br>Qty 4 - Fiber Loops - C80401S08XX<br>PCA Protection & CTRL Systems Hardware Line<br>Containing:<br>Qty 0 - Fiber Loop - Fully Built - C80409S25XX |

| Seq # | Qty | Product Description |
|---|---|---|
| 7 | 1 | **Designation :** AF Relay HW (ST Connector<br>**Product Details:**<br>1 - DPPRTCTRLETO-PCA Protection & CTRL Systems Hardware Line<br>Containing: |

| Seq # | Qty | Product Description |
|---|---|---|
| 8 | 1 | **Designation :** AF Relay HW (Point)<br>**Product Details:**<br>1 - DPPRTCTRLETO-PCA Protection & CTRL Systems Hardware Line<br>Containing:<br>PCA Protection & CTRL Systems Hardware Line<br>Containing:<br>Qty 0 - REL52803 |

| Seq # | Qty | Product Description |
|---|---|---|
| 9 | 1 | **Designation :** AF Proj Management<br>**Product Details:**<br>1 - DPPRTCTRLETO-PCA Protection & CTRL Systems Hardware Line<br>Containing: |

| Seq # | Qty | Product Description |
|---|---|---|
| 10 | 1 | **Designation :** AF Engg. Services<br>**Product Details:**<br>1 - DPPRTCTRLETO-PCA Protection & CTRL Systems Hardware Line<br>Containing: |

| Seq # | Qty | Product Description |
|---|---|---|
| 11 | 1 | **Designation :** AF Install & Config<br>**Product Details:**<br>1 - DPPRTCTRLETO-PCA Protection & CTRL Systems Hardware Line<br>Containing:<br>PCA Protection & CTRL Systems Hardware Line |

Containing:

| Seq # | Qty | Product Description |
|---|---|---|
| 12 | 1 | **Designation :** AF On-Site Testing<br>**Product Details:**<br>1 - DPPRTCTRLETO-PCA Protection & CTRL Systems Hardware Line<br>Containing:<br>PCA Protection & CTRL Systems Hardware Line<br>Containing: |

| Seq # | Qty | Product Description |
|---|---|---|
| 13 | 1 | **Designation :** 24V DC BATTERY SYSTEM<br>**Product Details:** 24V DC BATTERY SYSTEM-JOB REFERENCE #: Q-6439703<br>QUOTE NUMBER: 11032504BA<br>PROJECT NAME: MANATEE SERWRF PHASE B<br>DATE: 11/04/2025<br>Detailed Quote provided in the SEA Documentation Tab.<br>Equipment Summary Table |

| Item | Qty | Description | Brand | Model | |
|---|---|---|---|---|---|
| 001 | 1 | 24VDC Battery/Rack | EnerSys | 2DDmP50-09FR | |
| 002 | 1 | Spill Containment | Concentric | WUL 21-25 | |
| 003 | 1 | Battery Monitoring System | BatteryDAQ | ST-1202-CON | |
| 004 | 1 | NEMA1 Battery Enclosure | Concentric | 363686N1 | |
| 005 | 1 | Battery Charger | HindlePower | ATEV1024050E240MM12XXXXX1 | |
| 006 | 1 | DC Panelboard | HindlePower | DCP38150XXXXXXX2XTXSXXXX1 | |

Services Summary Table

| Item | Qty | Description | Brand | Model | |
|---|---|---|---|---|---|
| 007 | 1 | BMS Installation and Commissioning (On Site) | Concentric | 2DDmP50-09FR | |

| Seq # | Qty | Product Description |
|---|---|---|
| 14 | 1 | **Designation :** PP-401<br>**Product Details:**<br>1 - NQ SPD Panel (INTERIOR)-NQ Panelboard<br>Consisting of<br>208Y/120V 3Ph 4W 60Hz SCCR: 22kA<br>Fully Rated<br>SPD 80kA per Phase/40kA per Mode<br>SPD line to grd protect<br>w/SPD Surge Counter<br>w/SPD Remote Monitor<br>w/SPD Dry Contacts<br>Single Main: 225A/3P QD Circuit Breaker<br>Incoming Conductors: 1 - #4 - 300 kcmil<br>Bus: 225A Rated Copper: Silver/Tin Plated<br>CU Ground Bar<br>54 Circuit Interior<br>Type 1,Box: 50H x 20W x 5.75D<br>Incoming: Bottom Trim: Surface - Hinged<br>Box Cat No: MH50 Front Cat No: NC50SHR<br>Ref. Drawing: PBA707HR<br>Feeders:<br>2 - 40A/2P QOB-VH<br>1 - 20A/2P QOB-VH<br>33 - 20A/1P QOB-VH<br>1 - 30A/3P QOB-VH SPD DISC<br>Optional Features:<br>Standard Panel (Box Ahead),Copper Solid Neutral,SPD Model SBA,Copper Ground Bar<br>Standard Nameplate:<br>Engraved as Follows<br>Line 1: PP-401<br>Size: 3.50" Wide x 1.00" High (Std)<br>Color: White Surface / Black Letters<br>Plastic/Adhesive - Screw-on<br>1 - MH50-PANELBOARD ENCLOSURE/BOX TYPE 1 50H 20W |

1 - NC50SHR-PANELBOARD COVER/TRIM NF TYPE 1 S HR 50H

| Seq # | Qty | Product Description |
|---|---|---|
| 15 | 1 | **Designation :** XFMR-401<br>**Product Details:**<br>1 - EXN45T3HF-Transformer Dry Type 45kVA 480D208Y<br>Transformer Type: DOE 2016 EX or EXN<br>Transformer Rating: 45kVA<br>Transformer Phase: Three Phase<br>Primary Voltage: 480V Delta<br>Secondary Voltage: 208Y/120V<br>Transformer Taps: 6 - 2.5% 2+4- Taps<br>Frequency: 60Hz<br>Transformer Winding Material: Aluminum<br>Sound Level: 39DB<br>Insulation & Temperature: Class 220 (H), 115<br>Deg C<br>Enclosure Material: Standard Painted ANSI 49<br>Grey<br>UL Labeled<br>Primary Lug Kits: DASKP100<br>Secondary Lug Kits: DASKGS250<br>1 - DASKP100-DASKP100 LUG KIT<br><br>1 - DASKGS250-MECHANICAL LUG KITS |

| Seq # | Qty | Product Description |
|---|---|---|
| 16 | 1 | **Designation :** Battery Charger<br>**Product Details:**<br>1 - VHU361-HDSS TYPE1 600V 30 AMP 3 POLE unFuse<br>Enclosure Type: Type 1<br>Fuse Capability: Non-fusible<br>Max System Voltage: 600 Vac / 600 Vdc<br>Switch Current Rating: 30A<br>System Used: 3 Wire (3 Poles)<br>Covering View Window: Factory Add<br>Ground Lug: GTK03C<br>Processed by ACE 2.0 - 04172018<br>1 - GTK03C-KIT EQUIPMENT GROUND CU |

| Seq # | Qty | Product Description |
|---|---|---|
| 17 | 2 | **Designation :** AGS WAS Pumps<br>**Product Details:**<br>2 - VHU361SSGL-HDSS TYPE4X 600V 30 AMP 3 POLE unFuse<br>Enclosure Type: Type 4X<br>Stainless Steel Options: Stainless Steel (316)<br>Fuse Capability: Non-fusible<br>Max System Voltage: 600 Vac / 600 Vdc<br>Switch Current Rating: 30A<br>System Used: 3 Wire (3 Poles)<br>Covering View Window: Factory Add<br>Ground Lug: Include<br>Processed by ACE 2.0 - 04172018 |

| Seq # | Qty | Product Description |
|---|---|---|
| 18 | 4 | **Designation :** Transfer Pumps<br>**Product Details:**<br>4 - VHU363SSGL-HDSS TYPE4X 600V 100 AMP 3 POLE unFuse<br>Enclosure Type: Type 4X<br>Stainless Steel Options: Stainless Steel (316)<br>Fuse Capability: Non-fusible<br>Max System Voltage: 600 Vac / 600 Vdc<br>Switch Current Rating: 100A<br>System Used: 3 Wire (3 Poles)<br>Covering View Window: Factory Add |

Electrical Interlock Kits: EIK1
Ground Lug: Include
Processed by ACE 2.0 - 04172018
4 - EIK1-KIT ELECTRICAL INTERLOCK SWITCH

| Seq # | Qty | Product Description |
|---|---|---|
| 19 | 4 | **Designation :** AGS Blowers<br>**Product Details:**<br>4 - HU365SS-SW,NOT FUSIBLE 400A NEMA 4,4X,5,316 SS<br>Enclosure Type: Type 4X<br>Stainless Steel Options: Stainless Steel (316)<br>Fuse Capability: Non-fusible<br>Max System Voltage: 600 Vac / 600 Vdc<br>Switch Current Rating: 400A<br>System Used: 3 Wire (3 Poles)<br>Electrical Interlock Kits: EIK40601<br>Ground Lug: PKOGTC3<br>Processed by ACE 2.0 - 04172018<br>4 - EIK40601-KIT ELECTRICAL INTERLOCK SWITCH<br><br>4 - PKOGTC3-HDSS EQUIP GROUND ASSY 240&600V 400&600A |

| Seq # | Qty | Product Description |
|---|---|---|
| 20 | 3 | **Designation :** Aerators<br>**Product Details:**<br>3 - HU365SS-SW,NOT FUSIBLE 400A NEMA 4,4X,5,316 SS<br>Enclosure Type: Type 4X<br>Stainless Steel Options: Stainless Steel (316)<br>Fuse Capability: Non-fusible<br>Max System Voltage: 600 Vac / 600 Vdc<br>Switch Current Rating: 400A<br>System Used: 3 Wire (3 Poles)<br>Electrical Interlock Kits: EIK40601<br>Ground Lug: PKOGTC3<br>Processed by ACE 2.0 - 04172018<br>3 - EIK40601-KIT ELECTRICAL INTERLOCK SWITCH<br><br>3 - PKOGTC3-HDSS EQUIP GROUND ASSY 240&600V 400&600A |

| Seq # | Qty | Product Description |
|---|---|---|
| 21 | 2 | **Designation :** AC-1,2<br>**Product Details:**<br>2 - VHU362SSGL-HDSS TYPE4X 600V 60 AMP 3 POLE unFuse<br>Enclosure Type: Type 4X<br>Stainless Steel Options: Stainless Steel (316)<br>Fuse Capability: Non-fusible<br>Max System Voltage: 600 Vac / 600 Vdc<br>Switch Current Rating: 60A<br>System Used: 3 Wire (3 Poles)<br>Covering View Window: Factory Add<br>Ground Lug: Include<br>Processed by ACE 2.0 - 04172018 |

| Seq # | Qty | Product Description |
|---|---|---|
| 22 | 1 | **Designation :** Generator Area LC<br>**Product Details:**<br>1 - 8903LF60V02CG101-Class 8903 Multi-pole lighting contactor<br>Class 8903 Multi-pole lighting contactor<br>8903LF60V02CG101<br>Contactor rating - 20 Amps Tung/Res,30 Amps<br>Ballast<br>Non-combination lighting contactor<br>6 pole device<br>With 6 NO and 0 NC contacts.<br>Type 1 Flush mount enclosure |

Separate control source selected
with 120V 60Hz coil
Auxiliary contacts -
None
Control units supplied
C - HAND-OFF-AUTO selector switch
Pilot lights supplied
None
G101 - Addition of photoelectric receptacle
with photo cell
Revision - 10/30/2025 - (S20250930/S20250930)
10/30/2025 6:42:30 PM

| Seq # | Qty | Product Description |
|---|---|---|
| 23 | 1 | **Designation :** Start-up<br>**Product Details:**<br>1 - SRVSQDSER-Startup Services - Straight Time<br>The following startup scope of work is Schneider Electric's manufacturer recommended scope of work for Startup Services.<br><br>Schneider Electric will perform the Scope of Work per Schneider Electric document 1910DB1302-120213 Scopes of Work for Electrical Acceptance Testing.<br>Work will be performed during Straight Time (any scheduled 8 hour period between 06:00 and 18:00 hours Monday thru Friday).<br><br>Startup scope of work includes Schneider Electric technician supervision during energization of equipment. Quote price is based on energization during final day of inspection and testing.<br><br>To allow us to better service your needs, please contact Schneider Electric Services a minimum of 4-6 weeks prior to date of service. Lead times are not guaranteed, but requests less than 4-6 weeks may result in additional charges based on FSR availability and required logistics. To schedule dates of service, please contact your local Schneider Electric project manager or call: 1-888-778-2733.<br>Additionally, to avoid repricing, startup must be performed within 3 months of equipment ship date. Formal report to be issued electronically within 2 weeks of service completion.<br><br>**********<br>Following user entered devices included in startup:<br>None<br>**********<br><br>12 month complimentary extended warranty.<br>Schneider Electric Services is pleased to offer a complimentary 12 month warranty extension above and beyond our standard warranty and any purchased extended warranties.<br>The 12 month warranty extension only applies to equipment that is successfully tested, started up, invoiced by SE, and paid in full by the customer. |

Qty 1 - QED Switchboard
Designation: SWBD-HW
1 - 12MTHEXTWARRWSTUP-SIBS 12 MO EXTENDED WARRANTY W/ STARTUP
Schneider Electric Services is pleased to offer a complimentary 12 month warranty extension above and beyond our standard warranty and any purchased extended warranties.
The 12 month warranty extension only applies to equipment that is successfully tested, started up, invoiced by SE, and paid in full by the customer.

| Seq # | Qty | Product Description |
|---|---|---|
| 24 | 1 | **Designation :** Training<br>**Product Details:**<br>1 - SRVTTRFUNSIBS-2 days of Product Training<br>Without Video Taping<br>Maximum Number of Participants 10<br>Pricing is only valid for the contiguous United States |

| Seq # | Qty | Product Description |
|---|---|---|
| 25 | 1 | **Designation :** System Study<br>**Product Details:** SRVINAAARCETO-Schneider Electric Engineering Services, LLC |

We are pleased to quote Arc Flash, Arc Flash Labels, Short Circuit, Time Current Coordination for Manatee SERWRF Capacity Improvements Phase B per E00.017, E00.020, E00.022, E00.023, E00.025, E00.027, E00.028 and specifications with the following exception(s)/clarification(s).

Exception(s)

- This quote does not include label installation.

- This quote does not include setting/testing overcurrent devices. Please contact Schneider Electric Services for a quote to set/test the breakers.

Clarification(s)
- The scope of work for this study is limited to new Square D brand equipment and pertinent existing equipment, immediately line- and load-side of the new equipment, necessary for the analysis to be completed.

- CUSTOMER INSTALLED – The labeling requirements will be based on the following arc flash labeling practice. The arc flash labeling practice on this job will consist of two labels: (1) An Arc Flash Information label and (2) a general safety label. The Arc Flash Information label is printed with values produced by a Schneider Electric Engineering Services, LLC analysis and is field installed. The general safety label is factory installed on new Square D brand equipment and will be provided for field installation on electrical equipment lacking these labels. Refer to 0180IB0802 (Arc-Flash Label Installation Instruction Bulletin) which shows samples and describes our offer in detail.

- Data collection shall be provided by the electrical contractor at no cost to Schneider Electric Engineering Services, LLC.

The price (distr. net.) for performing the referenced analysis is given in the table below. This quote is subject to the services and billing agreement for Schneider Electric Engineering Services, LLC.
Engineering services included in this quote will be performed by a firm licensed to perform engineering in the jurisdiction where the services are offered. Please note that it is the responsibility of the Sales Engineer to enter this quotation into Salesforce.

When entering this quote in Q2C/SE Advantage, please have Sales Ops enter all information in the table below into the corresponding Q2C/SE Advantage fields (Bold Font) on the Bill of Materials (BOM) screen. Each row in the table reflects a separate line item (Ln Nbr) on the BOM.

***Note: To enter an additional catalog description / sub line description in Q2C, select the line and right click on the line item, then choose Catalog Descriptions.

Have you tried the SE Advantage pricing tool for studies? It's capable of pricing the majority of power system studies associated with new equipment sales, the pricing tool will generate study quote line items on demand in a few minutes. If you are unable to use the SE Advantage Pricing Tool, please use the SE Advantage

| Seq # | Qty | Product Description |
|---|---|---|
| 26 | 1 | **Designation :** EcoCare Warranty |

**Product Details:**
1 - ECOCAREESSP-EcoCare ESS Plan - Power Products
Type of Plan: Essential
Term of Plan: 5 Years
Total Quantity of Assets: 10

Access to mySchneider portal.
Direct access to Premium support, 8x5 24x7
Premium support upgrade - 2h
8 hours response on-site service (labor not included)
10% labor discount, travel not included
Customer Success Management
20% parts discount
Connected services Hub support 24x7
Only connected assets are eligible for Continuous Remote Monitoring and Alarming
10% practical on-site training discount
Member rates on other services and events

Product Type QED Switchboard
Designation: SWBD-HW
Qty of Assets 10
Preventive Maintenance: No
Preventive Maintenance outside normal hours: No
10 - ECOESSLV5Y-EcoCare Ess LV 5Y
Designation: SWBD-HW
Qty of Assets 10
Preventive Maintenance: No
Preventive Maintenance outside normal hours: No

27 1

| #1 | ATS | AMPS: 0150 | QTY: 1 |
|---|---|---|---|

| | | | | | |
|---|---|---|---|---|---|
| Product | : | 7000 Series Transfer Switches | Catalog Number | : | J7ADTSA30150N5XL,30AA,31BG1 |
| Service Voltage / Hz | : | 480V/60Hz | Optional Accessories | : | 30AA,31BG1 |
| Bypass Isolation | : | Not Applicable | Product Description | : | 7000 Series, Automatic Delayed Transition Transfer Switch |
| No. of Switched Poles: 3 | : | 3 | Neutral Configuration | : | Solid [A] |
| Withstand Rating:<br>Frame = J, Switch Rating = 0150, Series = 7000 | : | See WCR Table Below | No. of Cables & Lug Size | : | 1, #4 AWG to 600 MCM or (2) 1/0 AWG to 250 MCM |
| Enclosure | : | 12(L)-UL Type 12 Enclosure | Service | : | Three Phase, 4-wire |
| Extended Warranty | : | Not Included | Markings | : | Item1: ATS-401 |
| Shipping to Zip Code | : | 34210 | Included | | |
| Start Up Price to Zip Code | : | Included in Pricing Summary at the Bottom of the Quote | Zip Code : | : | 34210 |
| Estimated Shipment Period: | : | | 12 - 14 Week(s) (after final approval and release to Manufacturer) | | |
| Unit Start Up Hours: | : | | 4 | | |

| # | ACCESSORY DESCRIPTIONS | |
|---|---|---|
| | Accessory Code | Description |
| 1 | 30AA | Load shedding circuit initiated by opening of customer supplied contact to match generator set capacity to the load. Relay de-energization opens emergency contactor, disconnecting the load from the emergency source. If the normal source is acceptable the normal source contactor is closed to connect the load to the normal source when the load is reconnected to normal. The control panel is reset in readiness for the next normal source failure. |
| 2 | 31BG1 | Status Relay Bundle- Provides dry contacts for each of the following statuses, (2) Form-C contacts for Normal Source Acceptability, (2) Form-C contacts for Emergency Source Acceptability, and (4) Form-C Contacts for Pre/Post Transfer Signaling. Each set of contacts is rated for 6A at 120Vac, 250Vac Max. |

SMITH
ELECTRICAL CONTRACTORS
B. L. SMITH ELECTRIC, INC.

TO: Estimating Dept. May 22, 2026
RE: Manatee SEWRF Capacity Exp. PH-B (Revised)

Gentlemen,

Please accept this proposal based on drawings dated July 25 and includes addendums 1& 2. Below is a list of what is included and what is not. Please call with any questions.

**WORK INCLUDED:**

- Provide and install schedule 80 PVC conduit for direct burial, and schedule 40 for concrete encased, all with PVC coated aluminum 90's and stub up's per drawings and specs.
- Provide reinforced concrete on all underground duct banks per drawings and specs.
- Provide grounding of structures, racks, and equipment as required.
- Provide installation of FPL supplied conduit installed underground with a 4" cap per drawings. (FPL Wire, Equipment, and terminations by others)
- Provide and install new 480V-3/0-3W-4000A-MTM switchgear. (BOM included)
- Provide and install Panelboards, ATS's, and Transformers for building 4 per drawings and specs. (BOM included)
- Provide and install wire, labor, and equipment necessary to provide temporary power for 6 existing aerators to be replaced. (Aerators will be replaced 1 at a time to limit down time)
- Provide and install new manholes per drawings for completion of ductbanks that were installed in PH-A.
- Provide and install new disconnects and lighting for new AGS pump station, and new WAS pump station.
- Provide and install grounding of all new structures and equipment per drawings.
- Provide and install control and instrumentation wiring missing from drawings on aerators replacements.
- Provide and install new lighting at AGS blower structure.
- Provide and install 2 new concrete light poles and 3 aluminum light poles at new switchgear building and gensets.
- Provide disconnects and VFD cable for all new AGS blowers.
- Provide and install conduit, wire, fixtures, for new AGS structure, as well as installation of instruments supplied by others not installed inline.
- Provide and install aluminum conduit for all above ground installations.
- Provide all excavation and backfill for underground conduits.
- Provide and install lightning protection system.
- Provide 3rd party testing as required per specs.
- Provide all new wiring per drawings.
- Provide new structure and site lighting per drawings.
- Provide installation of control panels, field installed instruments supplied by others.
- Provide temporary power for trailers and site as required.
- Provide, Test, and Terminate Fiber optic cable.
- Provide performance & payment bond.

29252 U.S. Highway 27 / Dundee, Florida 33838-4285
Phone (863) 439-7401, (877) 439-7401, Fax (863) 439-2045
WWW.blsmithelectric.com

SMITH
ELECTRICAL CONTRACTORS
B. L. SMITH ELECTRIC, INC.

**WORK NOT INCLUDED:**

- Provide dewatering for underground conduit, manholes, and equipment.
- Provide physical installation of generator, fuel tanks, assembly of fuel system, assembly of misc parts shipped with generator. (Exhaust, fuel piping, intake system, neutral ground resistors) Provide fuel for testing and final fill, concrete pads, generator control panels, and equipment for offloading on site.
- Provide GPR of existing grounds.
- Provide VFD and motor control equipment, only installation only provided. (Equipment by others)
- Patching and refurbishing of finished grade after installation.
- Provide installation of RTU tower or antenna provided by others.
- Provide and install any electrical buildings of concrete or manufactured.
- Bid bond not included.
- Provide and install access control system.
- Provide portable toilets, dumpsters or removal of such.
- Provide and install any motors or pumps.
- Provide termination & testing of low voltage wiring associated with access control, cameras, fire alarm.
- Provide low voltage control panels, instruments, PLC's or equipment.
- Provide and install concrete conduit curbs, exterior and interior concrete pads for floor mounted equipment.
- Provide cutting and patching of existing surfaces for installation of new equipment.
- Provide patching of any surfaces damaged or removed to complete new installation.
- Power or Telephone Co. charges for temporary or permanent usage during project.

***LUMP SUM TOTAL INCLUDING THE SPEC'D GENSET…$11,391,600.00***

***LUMP SUM TOTAL INCLUDING THE ALTERNATE GENSET…$11,106,600.00***

- ODP for tax savings on generator cost.
  Spec'd genset per quote..***$2,017,200.00*** **112 weeks lead time**.
  Tax..***$140,904.00***

- Alt genset per quote..***$1,796,950.00*** **62 weeks lead time**.
  Tax..***$125,486.50***
  ***(Alt genset quoted with a smaller displacement than the spec'd. This lowers the overall quote as well as the lead time for the equipment), Quote is attached to this proposal along with the spec'd version.***

29252 U.S. Highway 27 / Dundee, Florida 33838-4285
Phone (863) 439-7401, (877) 439-7401, Fax (863) 439-2045
WWW.blsmithelectric.com

- ODP for tax savings on switchgear cost.
  Switchgear quote..***$1,727,500.00*** **62 weeks lead time**.
  Tax..***$120,625.00***

***Due to market volatility this quote is only valid for 30 days.***

Thank you for the opportunity to submit this proposal. This proposal is based on Mon. through Fri. workdays between the hours of 7AM-3:30PM. Any hours beyond the previously stated will incur additional charges.

**Cordially,**

***Darren Sellers***
**Chief Estimator**
Office: 863-439-7401
Direct: 863-289-0319
Mobile: 863-557-8781
Email: Darren@BLSmithElectric.com
License # EC13012111

Municipality is responsible for verifying the type of pipe and it's O.D.

- Rangeline Tapping Services may require a pre-construction meeting or site visit prior to scheduling any services.
- Normal daytime hours (7:00AM- 7:00 PM EST) Monday through Friday. Technician(s) will have a $310.00 per hour after hours charge, portal-to-portal. Additional Expenses will be charged at our cost plus 20%.
- Rangeline Tapping Services will allow (3) Mobilizations/De-Mobilizations to the jobsite per single or double line stop and will allow (1) Mobilizations/De-Mobilizations to the jobsite per tap. Additional trips will be $600.00 per trip. Mobilization charges are applied when the technician leaves the shop or jobsite to start or after completion of the project.
- If Rangeline Tapping Services arrives at the jobsite to perform scheduled work that does not get performed, through no fault of Rangeline Tapping Services, an additional trip charge will be charged regardless of the number of Mobilizations allowed for the scheduled work.
- Canceling a scheduled project after the technician(s) have left the shop will result in a Cancellation Fee, please refer to Terms and Conditions. This includes weather related cancellations.
- Rangeline Tapping Services will allow the 30"/36" Single Line Stop assembly as a double to be left in place for (4) calendar day(s) or less, and the 36" Double Line Stop assembly to be left in place for (7) calendar day(s) or less. Each additional day will be charged as noted above including weekends. Limited to no more than 7 days from original quoted scope. Any days needed past the 7th additional day will require an approved changed notice before proceeding or equipment will have to be removed on the 7th day. The Change Order must be received by Rangeline Tapping Services prior to the 7th day.
- Stand-by charges will be billed at $205.00 per hour / per technician during normal daytime hours and $310.00 per hour / per technician during afterhours.
- Stand-by charges for equipment on the truck from portal-to-portal at $2,000.00/per day.
- Pricing includes a standard 15-minute pressure test of all tapping sleeves and line stop fittings. If the pressure test is required to be longer than 15 minutes, additional charges will be billed at $205.00 per hour. When customer installs material and it does not pass the standard 15-minute pressure test, all Rangeline Tapping Services labor will be billed at $205.00/hr.
- Additional charges may be added for ID badges, security check-in or job postponements due to site events.
- Above costs do not include office expense for extensive contract agreements.
- Sub-Contract agreements (when required) must be received by Rangeline Tapping Services prior to starting work. Rangeline Tapping Services will not be responsible for meeting any requirements stated in a Sub-Contract agreement after the proposed work has begun.
- Certificates of insurance with contractor as a certificate holder can be provided at no cost. Adding contractor as additional insured cannot be done unless we have a written contract with your company. Coverage required above the limits of our policy is not included.
- Price does not include "Sales Tax" on supplied material(s), Rangeline Tapping Services will collect applicable sales tax based on the city and state tax rates in effect where the work is being performed.
- Quotation is valid for 30 days.
- No retainage allowed.

**Rangeline Tapping Services**
**1997 42nd Street North West Winter Haven, FL 33881**

## CUSTOMER IS RESPONSIBLE FOR THE FOLLOWING:

- Flow rates of 1 ft/sec for Single position Line Stops or 2 ft/sec for Double position Line Stops shall not be exceeded where and while Line Stop heads are inserted. If the flow rates are higher than the above noted rates, the flow will need to be lowered. These rates and flow direction will need to be confirmed by the customer, owner, and/or engineer before any Line Stop heads are inserted. Rangeline Tapping Services will not be held liable for misinformation concerning flow rates, flow direction or water forces within the piping which causes damage to the piping system. Owner and/or Engineer is responsible for all proper information. Flow Rate must be measured at the point of the line stop location. Please be advised that “NOT” knowing the flow direction or the feet per second conditions during the insertion of the Line Stop equipment may cause damage to the pipe and or Rangeline Tapping Services equipment. In the event this occurs Rangeline Tapping Services will be compensated for its time, material, equipment damage and services.
- Excavating, de-watering, shoring, and/or scaffolding of job area, all of which must comply with OSHA standards.
- 12’ extension ladder, light pole, and pump for de-watering.
- Lifting equipment and an air compressor (CFM 185 when required) with personnel to operate.
- Scheduling inspectors and obtaining permits as necessary.
- Labor assistance of _1_ man to be supervised by Rangeline Tapping Services Technician(s).
- Lifting services if necessary.
- Concrete pipe anchor or mega lug joint restraint system if required.
- Concrete support for the Line Stop Fitting if required.
- O.D. measurements prior to scheduling.
- Pipe wall thickness prior to scheduling.
- Providing and installing materials for the Wet Tap services.
- Providing a water source for Pressure Testing materials.
- Concrete support for the Tapping Sleeve if required.
- Concrete support for the Valve if required.

**Rangeline Tapping Services**
**1997 42nd Street North West Winter Haven, FL 33881**

Rangeline Group

Rangeline Is The Lifeline For Your Pipeline

**Quote Number** RTS24-1372

# Rangeline Tapping Services - Terms and Conditions

1. **Rangeline Tapping Services** has issued this quotation based upon all information provided by the Customer.

2. All prices quoted are subject to current sales and use taxes. Any increase or enactment of new sales, use, excise or similar taxes shall be passed onto the account of Customer. The price does not include any amounts for changes in taxes, tariffs, or other similar charges that are enacted after the date of this Quotation. Subcontractor shall be entitled to an equitable adjustment in time and money for any costs that it incurs directly or indirectly that arise out of or relate to changes in taxes, tariffs, or similar charges due to such changes, including, without limitation, escalation, delay damages, cost to re-procure, cost to change suppliers, costs of manufactured equipment or goods, or other costs of any kind resulting from the changes.

3. The prices quoted above are based upon the quantities, sizes and operating conditions as listed above. Any changes in quantities, sizes or operating conditions of the system will void this quotation and a new quotation will be issued on the basis of changed information or operating conditions. Any projects that are booked and in progress that require changes in the quantities, sizes and/or operating conditions that differ with this quotation will be subject to pricing changes based upon new data related to the project.

4. Due to fluctuations in fuel costs, labor availability, material pricing, and other market conditions outside of Rangeline Tapping Services Pipeline Services, LLC's control, Rangeline Tapping Services reserves the right to apply reasonable surcharges or price adjustments to the quoted pricing at the time services are scheduled or performed. Such surcharges may include, but are not limited to, fuel surcharges, emergency mobilization charges, supply chain cost adjustments, or other operational cost increases that occur after the date of quotation. Any such adjustments will be based on prevailing market conditions and may be applied to mobilization, transportation, labor, equipment usage, materials, or other project-related costs. Acceptance of this quotation constitutes the Customer's acknowledgment and agreement that such surcharges may be applied when necessary due to market volatility or operational conditions beyond Rangeline Tapping Services's reasonable control.

5. In the case of unusual or non-typical pipe variations the Customer will be subject to additional costs.

6. The base price quoted is the minimum charge for the number of days allowed and is not subject to pro-ration for work completed early. Time onsite for calculating the base period and the additional days commences the day the technician or equipment are on the job site and ends when equipment leaves the jobsite or the customer's custody. Any additional days the equipment is on the jobsite will be paid by the customer at the per day charge quoted. For jobsite or travel days that fall on weekends or holidays, the price quoted will be increased accordingly to reflect our weekend or holiday pricing.

7. **Rangeline Tapping Services** shall not be held liable for any back charges without prior written consent of **Rangeline Tapping Services**. **Rangeline Tapping Services** does not guarantee that the placement of the Line Stop head(s) into the pipe system the first time will provide a "Workable" shutdown. In the event it is necessary for **Rangeline Tapping Services** to remove the Line Stop head and replace a seal and make any adjustments to the head/equipment such activity shall not be considered a delay of work at the job site. If the Line Stopper cannot be removed an additional Line Stop will be needed and be performed at the customers expense.

8. **Rangeline Tapping Services** makes every effort to ensure "OSHA" safe working conditions for its employees. Customer agrees and shall provide **Rangeline Tapping Services** employees with OSHA safe working conditions prior to entering the workplace.

9. The work site location must be accessible by a suitable roadway from a public highway. If the jobsite location or site conditions require barricades, traffic control or assistance, the Customer must furnish barricades and assistance.

10. **Rangeline Tapping Services** cannot take responsibility for actions other than its own employees. **Rangeline Tapping Services** will be liable and will hold Customer harmless from the compensatory but not consequential damages caused solely by defect in **Rangeline Tapping Services's** equipment or caused solely by the negligence of **Rangeline Tapping Services** employees in the operation of the equipment. All other losses, costs, expenses, liability, or damages arising from or connected with the performance of the work will not be the responsibility of **Rangeline Tapping Services** and customer will indemnify and hold **Rangeline Tapping Services** harmless there from.

11. **Rangeline Tapping Services** makes no warranty on any purchased products. Please refer to manufacturer for details on warranty.

12. Manufacturers of Valve Inserts do not guarantee a 100% shutdown. **Rangeline Tapping Services** cannot exceed the Manufacturers' guarantee of valve performance. We install all valve inserts as per manufacturers' specified procedures. **NOTE:** Valve Inserts are not designed to be pressure tested against. A 30% restocking fee will be assessed for all returned Valves and fittings.

13. In the case of unusual line stopping conditions, **Rangeline Tapping Services** may require an owner of the piping system or their representative to be present during the pressure testing of materials and insertion of the Line Stop into their system

14. **Rangeline Tapping Services** will provide Tapping, Line Stopping equipment and a technician to operate equipment. Customer is responsible for providing all other equipment, supervision and labor necessary to complete the work including inspection, testing, safety and control equipment, lifting and moving equipment, etc.

15. Customer shall pay for all costs and expenses incurred by **Rangeline Tapping Services** because of rescheduling or cancellation by the customer for any reason including but not limited to inclement weather.

**Rangeline Tapping Services**
**1997 42nd Street North West Winter Haven, FL 33881**

16. Customer or Owner is responsible to furnish electric power and lighting as required by us to perform our work.

17. In regards to concrete pipe only, the condition of the interior mortar lining may adversely affect the percentage of the amount recovered during tapping operation. **Rangeline Tapping Services** cannot be held responsible for any unforeseen, and or diminished conditions of such pipe.

18. All Tapping Sleeves & Line Stop materials fabricated for PCCP, RCCP & RCP pipes are non-returnable once fabricated. The customer is responsible for the accumulated costs of the materials, freight, and sales tax for all these items once ordered. These materials are custom ordered and "NON-RETURNABLE".

19. The supply of bid and or performance bonds is excluded. **Rangeline Tapping Services** supply these bonds only when specifically stated on the quotation.

20. Any invoice unpaid for more than 30 days will be subject to the maximum finance charges allowed by applicable state law. **Rangeline Tapping Services** does not allow retainage on any invoices.

21. Clerical errors made in good faith are subject to correction within **Rangeline Tapping Services** sole discretion.

22. Notwithstanding these terms and conditions or any amendments thereto or terms and conditions of the customer who may be deemed part of this agreement, **Rangeline Tapping Services** shall not be liable for any losses, costs, expenses, liability or damages arising from or connected with the performance of the work not covered by **Rangeline Tapping Services's** liability insurance in effect at the time of such loss, etc., and Customer shall hold **Rangeline Tapping Services** harmless for any loss, etc., in excess of coverage. **Rangeline Tapping Services** will provide Customer a certificate of its liability insurance upon request.

23. In the event it becomes necessary for **Rangeline Tapping Services** to retain legal counsel to enforce its rights the Customer agrees that it shall be responsible for payment of all reasonable attorney's fees, expenses and costs incurred by **Rangeline Tapping Services**.

24. **Rangeline Tapping Services** shall not be held liable for any pipe which splits, breaks, or leaks as a result of material installation, Wet Tapping pipe, Line Stopping pipe or completion of line stop fitting or valve insertion. **Rangeline Tapping Services** follows all material manufacturers' installation procedures and operates all equipment to manufacturer's standards and cannot be held responsible for pipe which fails during the Tapping and Line Stopping operation.

25. Rangeline Tapping Services will not be held liable for misinformation concerning flow rates, flow direction or water forces within the piping system which causes damage to the piping system. Owner, Engineer, and/or contractor is responsible for all proper information and any damage to Rangeline Tapping Services equipment will be charged to the customer accordingly.

26. **Rangeline Tapping Services** will take all means available to capture the pipe coupon. Pipe integrity, flow rates and other unknowns at the time of the Wet/Hot Tapping operation can be contributing factors. Therefore, **Rangeline Tapping Services** cannot be responsible for any lost or pieces of the coupons which do not come out after the tap is performed.

27. **Rangeline Tapping Services** does not guarantee a 100% leak free Completion Plug installation. The Completion Plug is a temporary seal to remove the isolation valve to install the permanent blind flange and sealing hardware.

28. **Rangeline Tapping Services** will not be responsible for reduced flow through temporary by-pass system due to solids or debris clogging by-pass operations.

29. **Prices & Payment**

All payments for materials furnished hereunder shall be made upon the basis of material delivered as shown by our delivery ticket and our delivery records. Failure to notify us of discrepancies in quantities/schedules prior to manufacturing of items invoiced constitutes irrevocable acceptance of the quantities and delivery schedule for the materials covered by the invoice. If you fail to make payments when due on any order, or if at any time we have any doubt about your intention or ability to pay, we may decline to make any further shipments on this or any other order with you. Our rights and remedies in this regard are not exclusive and we retain all other rights and remedies at law. Sales or use tax are not included in the prices set forth on the face of the Quotation or Order Acknowledgement. Prices for undelivered goods may be increased by Seller in the event of any increase in the cost to Seller of supplies, labor or services, or any increase in Seller's cost resulting from governmental or administrative action or any other cause beyond Seller's control. Invoices shall be deemed correct unless contested in writing within seven (7) business days of invoice date.

30. **Delivery**

Unless stated otherwise in a quotation by us, shipments are quoted F.O.B. jobsite. Rail shipments are based on minimum car load lots. Truck shipments are based on applicable state limit truck load lots. Delivery is tailgate, on board trucks unless otherwise specified. You agree to provide: (1) an unloading point accessible over roads acceptable to the carrier; (2) an area where unloading can be accomplished quickly and efficiently with standard unloading methods; (3) blocking and chocking if required for unloaded material; (4) indemnification of us and the carrier regarding liability for personal injury, including death and property damage resulting from unloading done under your direction; (5) flagmen and lights or warning devices if required by local agents, governmental laws, rules or regulations; (6) payment for unloading time in excess of one hour at the rate specified in the published tariff of the carrier making delivery; (7) adequate qualified labor and facilities to remove materials from truck. If any of the above are not provided, we reserve the right to stop deliveries until the condition is remedied. Deliveries shall be made in accordance with a delivery schedule, which

may be revised by mutual agreement to adjust to job conditions or manufacturing requirements. We cannot guarantee precise delivery dates and we shall not be responsible for delays in deliveries, nor liable for any losses, expenses or damages, including liquidated damages or penalties of any kind, which you may incur. Acceptance of delivery by you constitutes confirmation of your acceptance of the delivery schedule against which the delivery was made. In the event delivery is required beyond curb lines, you will be responsible for any damage to curbs, sidewalks, driveways, or other property.

31. **Warranty and Limitations**

Our products are warranted to be manufactured in accordance with the specifications identified on the face of our Quotation or Order Acknowledgement and to be free of defects in workmanship or materials for a period of one (1) year after date of delivery. Any action for breach of contract arising from this Agreement must be commenced within one (1) year after the cause of action has arisen. Our responsibility under this warranty is limited to the repair or to the furnishing by us, above ground of a replacement of defective or non-conforming products, or to the allowance of a credit for such products, all at our option. WE ACCEPT NO RESPONSIBILITY FOR DESIGN OF THE PROJECT OR INSTALLATION OF THE MATERIALS DELIVERED. ANY DEFECTS IN PROJECT DESIGN OR INSTALLATION OF MATERIALS VOIDS ANY AND ALL WARRANTIES, EXPRESSED OR IMPLIED, EXCEPT WARRANTY OF TITLE. ITEMS MANUFACTURED FOR A PARTICULAR PROJECT ARE NOT SUBJECT TO RETURN FOR CREDIT. WE SHALL NOT BE LIABLE FOR CONSEQUENTIAL, INDIRECT, OR INCIDENTAL DAMAGES, INCLUDING WITHOUT LIMITATION, ANY LIQUIDATED DAMAGES OR PENALTIES OF ANY KIND WHICH YOU MAY INCUR. OUR LIABILITY, IF ANY, SHALL IN NO EVENT EXCEED THE PURCHASE PRICE FOR THE MATERIALS IN QUESTION. THE WARRANTY PROVIDED HEREIN IS EXCLUSIVE AND IN LIEU OF ALL EXPRESSED AND IMPLIED WARRANTIES. THERE ARE NO WARRANTIES WHICH EXTEND BEYOND THE ABOVE. WE DISCLAIM ANY IMPLIED WARRANTY OF MERCHANTABILITY OR FITNESS FOR A PARTICULAR PURPOSE. OUR SOLE RESPONSIBILITY IS AS STATED AND YOU ACKNOWLEDGE THAT YOU ARE PURCHASING OUR PRODUCTS SOLELY ON THE BASIS OF OUR WARRANTY AS SET FORTH HEREIN.

32. **Damage In Transit**

Shipments must be inspected by you before unloading to ascertain any damage enroute. Charges for inspections or tests are your expense.

Shipping damage claims will not be accepted after goods are unloaded. Claims for shortages or damages must be made by notation on the face of the freight bill or on the face of our delivery ticket at the time of unloading. The carrier, when accepting materials at our plant, is responsible for damages in transit and all claims for damages in transit shall be made promptly to the carrier by you. Our responsibility terminates when the carrier accepts our products for transportation.

33. **Indemnity**

You expressly agree to indemnify, defend, and hold us harmless from and against all loss, expense, including attorney fees and damages arising from bodily injury to any person, including death resulting therefrom (whether to your employees or others) and damage to property caused by any of the Products after delivery to you or to your customer except to the extent caused by our gross negligence or willful misconduct.

34. **Force Majeure**

We are not responsible or liable for any delays or nonperformance in the event of fire, flood, explosion, the elements, or other catastrophe, acts of God, war, riot, civil disturbance, strike, lockout, refusal of employees to work, labor disputes, shortage or inability to obtain raw materials including energy requirements, failure of carriers to deliver either machinery, equipment or material, in the event any legislative, executive, or judicial act of any political or **Rangeline Tapping Services** will not be responsible for reduced flow through temporary by-pass system due to solids or debris clogging by-pass operations.

35. **Cancellation Charges**

In the event any order accepted by us in writing is cancelled by you, you shall be liable for and shall pay to us all charges incurred in connection with such order, including but not limited to the cost of all purchased materials, expenses incurred for the engineering, fabrication, production, and assembly of such materials and anticipated profits.

36. **Intellectual Property**

No license, authorization or permission of any kind is hereby transferred or granted to Customer to utilize, reproduce, duplicate, or disseminate any intellectual property or proprietary information belonging to **Rangeline Tapping Services** in any form, or under any conditions other than those specifically required to complete the current transaction between Customer and **Rangeline Tapping Services**. Customer specifically agrees that Customer will not attempt to duplicate, modify or reverse-engineer any products or components supplied to Customer by **Rangeline Tapping Services**. Customer specifically agrees that Customer will not disclose to any third-parties the protocols, procedures or methodologies utilized by **Rangeline Tapping Services** in the performance of **Rangeline Tapping Services's** work for the Customer.

Customer shall not take any measurements, dimensions, and/or calibrations of Rangeline Tapping Services equipment at any time or publish any information, drawings or photographs concerning the Equipment except with the written consent of Rangeline Tapping Services and subject to such reasonable conditions as the Customer may prescribe. Customer shall procure that each of its affiliates, including but not limited to, designated agents, Owner and/or Sub-suppliers shall comply with the obligations hereunder.

37. **Miscellaneous**

a. Once we have accepted any order from you, in writing, all changes in the order must be in writing, showing the change and the order number. All costs for changes in the order will be at your expense, subject to the terms and conditions herein.

b. Our failure to insist upon strict performance of any provision of this Agreement shall not constitute a waiver of that or any other provision or of any of our rights under this Agreement, nor shall it constitute a waiver by us of any subsequent default by you in the performance of this Agreement.

c. Our field representative may, from time to time, be present on a job site where products you have purchased from us are being installed and he or she will be glad to work with you and be of assistance to you. The field representative, of course, has no authority to modify this Agreement or bind us however; and since the installation is your responsibility under your supervision or that of your customer or his contractor, we shall not be responsible for any instructions or technical advice in connection with the design, installation or use of the materials sold hereunder.

d. You agree to pay any and all costs, expenses, and attorney fees which we may incur or become liable for by reason of our enforcing or attempting to enforce the terms of this Agreement, including lien claims and foreclosure of liens filed.

e. Should any part or provision of this Agreement be declared invalid, unenforceable, illegal, or in conflict with any law, the validity and enforceability of the remaining or provisions shall not be affected.

f. The prices listed are unit prices for the quantities listed. We reserve the right to change unit prices in the event of quantity changes.

g. Neither this Agreement nor any of the rights or responsibilities arising hereunder may be assigned by you without our express written consent to the assignment.

h. The services of a Layout Technician are included in our pricing for the initial submittal and one revision. Charges may be incurred if further revisions are required unless caused by our error.

i. If we are required to store finished product thirty (30) days beyond a jointly agreed to delivery date, a storage charge of one and one-half (1.5%) percent per month will be assessed on the purchase price of the product stored.

j. All quotes are Rangeline Tapping Services Standard Quotes only and are without any inclusion of Prevailing Wage Rates that may be applicable in the region where the work is to be done. As such, if Prevailing Wage Rates for the region in which the work will be done are not disclosed prior to the calculation or execution of the Rangeline Tapping Services Standard Quote and added via the terms of the subcontract or thereafter, pricing will then be adjusted accordingly to take the Prevailing Wage Rates into account.

| | |
|---|---|
| PCL Construction Date | Rangeline Tapping Services Signature Date |
| Authorized Signature | |

***Customer acknowledges and accepts all information regarding supplied quotation.***

BURGESS Civil

**Contact:** **Pedren Alumbaugh**
**Phone:** **(707) 354-0199**

| | | | |
|---|---|---|---|
| Attn: | Christian Schultz | Job Name: | Manatee County SEWRF |
| Quote To: | 1 N. Dale Mabry Highway, Suite 1350 | Job Number: | 26-038-A |
| | Tampa, FL 33609 | Date of Plans: | July 2025 |
| Phone: | (813) 344-3736 | Revision Date: | May 2026 |

| ITEM | DESCRIPTION | QUANTITY | UNIT | UNIT PRICE | AMOUNT |
|---|---|---|---|---|---|
| | **GENERAL CONDITIONS** | | | | |
| 01 | MOBILIZATION | 1.00 | LS | 35,000.00 | 35,000.00 |
| *02* | *P&P BOND* | | | | NOT INCLUDED |
| 03 | SURVEY & AS-BUILTS | 1.00 | LS | 27,944.50 | 27,944.50 |
| *04* | *GEOTECHNICAL TESTING* | | | | NOT INCLUDED |
| *05* | *EROSION CONTROL* | | | | NOT INCLUDED |
| *06* | *SILT FENCE* | | | | NOT INCLUDED |
| *07* | *CONSTRUCTION ENTRANCE* | | | | NOT INCLUDED |
| *08* | *INLET PROTECTION* | | | | NOT INCLUDED |
| *09* | *NPDES DEWATERING PERMIT* | | | | NOT INCLUDED |
| *10* | *SEED & MULCH* | | | | NOT INCLUDED |
| *11* | *SEED & MULCH - IF REQUIRED* | *1.00* | *SY* | *0.50* | *0.50* |
| *12* | *BAHIA SOD* | | | | NOT INCLUDED |
| *13* | *BAHIA SOD - IF REQUIRED* | *1.00* | *SY* | *5.00* | *5.00* |
| | **GENERAL CONDITIONS SUBTOTAL:** | | | | **62,944.50** |
| | | | | | |
| | **EARTHWORK** | | | | |
| *14* | *CLEARING & DEMO* | | | | NOT INCLUDED |
| *15* | *STRIP / DISC / PREP SITE* | | | | NOT INCLUDED |
| *16* | *SITE EXCAVATION* | | | | NOT INCLUDED |
| *17* | *IMPORT & PLACE FILL* | | | | NOT INCLUDED |
| 18 | CONSTRUCT PADS FOR GEN 1, GEN 2, & ELEC BLDG NO 4 | 225.00 | SY | 3.00 | 675.00 |
| 19 | CONSTRUCT IPS PAD | 150.00 | SY | 3.00 | 450.00 |
| 20 | CONSTRUCT AGS PAD | 4,450.00 | SY | 3.00 | 13,350.00 |
| 21 | BASE ROCK BELOW AGS (4" CC) | 4,450.00 | SY | 20.00 | 89,000.00 |
| 22 | FINE GRADE FLAT AREAS | 15,225.00 | SY | 2.25 | 34,256.25 |
| 23 | FINE GRADE SLOPED AREAS | 350.00 | SY | 2.50 | 875.00 |
| | **EARTHWORK SUBTOTAL:** | | | | **138,606.25** |

| ITEM | DESCRIPTION | QUANTITY | UNIT | UNIT PRICE | AMOUNT |
|---|---|---|---|---|---|
| | | | | | |
| | **ROADWAY** | | | | |
| 24 | SAW-CUT & MATCH PAVEMENT | 5.00 | EA | 1,000.00 | 5,000.00 |
| *25* | *MAINTENANCE OF TRAFFIC* | | | | NOT INCLUDED |
| 26 | 3.00" MILL / OVERLAY | 1,750.00 | SY | 49.50 | 86,625.00 |
| 27 | 1.00" ASPHALT (SP-9.5): FINAL LIFT | 2,225.00 | SY | 14.50 | 32,262.50 |
| 28 | 2.00" ASPHALT (SP-12.5): INITIAL LIFT | 2,225.00 | SY | 26.25 | 58,406.25 |
| 29 | 10" LIMEROCK BASE | 2,225.00 | SY | 37.25 | 82,881.25 |
| 30 | 12" STABILIZED SUBGRADE (LBR 40) | 2,225.00 | SY | 18.25 | 40,606.25 |
| 31 | MIAMI CURB | 190.00 | LF | 40.00 | 7,600.00 |
| 32 | 4" SIDEWALK (WWM - REINFORCED) | 450.00 | SY | 90.00 | 40,500.00 |
| *33* | *H/C RAMPS: MATS* | | | | NOT INCLUDED |
| *34* | *CONCRETE PADS* | | | | NOT INCLUDED |
| *35* | *SIGNAGE & STRIPING* | | | | NOT INCLUDED |
| | **ROADWAY SUBTOTAL:** | | | | **353,881.25** |
| | | | | | |
| | **MANATEE COUNTY SEWRF TOTAL:** | | | | **555,432.00** |
| | | | | | |
| | **ADD ALTERNATE 01 (CROM REQUIREMENTS)** | | | | |
| *ADD ALT 01* | *15' WIDE PATH AROUND AGS (6" CC)* | *1,200.00* | *SY* | *23.00* | *27,600.00* |
| | **ADD ALTERNATE 01 (CROM REQUIREMENTS) SUBTOTAL:** | | | | **27,600.00** |
| | | | | | |
| | **ADD ALTERNATE 02 (DUTCHLAND REQUIREMENTS)** | | | | |
| *ADD ALT 02* | *30' WIDE PATH AROUND AGS (6" CC)* | *2,550.00* | *SY* | *23.00* | *58,650.00* |
| | **ADD ALTERNATE 02 (DUTCHLAND REQUIREMENTS SUBTOTAL:** | | | | **58,650.00** |
| | | | | | |

**NOTES:**

Delay in Purchase of Materials:

Notwithstanding anything herein to the contrary, if Contractor's purchase of materials or equipment is delayed because of: (1) delayed commencement for any reason whatsoever; (2) acts or omissions of the Owner, the architect, or engineer; (3) changes in the Work or the sequencing of the Work ordered by the Owner, or arising from decisions of the Owner that impact the Contract Time; (4) hazardous materials, concealed or unknown conditions; (5) delays pending dispute resolution or suspension of the Work by the Owner; (6) Force Majeure Events (as defined below); (7) or for any reason beyond the Contractor's control, the Owner shall modify the Contract increasing the Contract Sum in the amount commensurate with any actual, direct, and documented increase in material or equipment costs, dollar for dollar, because of such delays or events. The Contractor's fee shall not be increased because of such cost increases.

The term "Force Majeure" means, without limitation, an act of God, fire, tornado, hurricane, flood, earthquake, explosion, war,

act of terrorism, civil disturbance, labor strikes, an unusually severe storm, government shutdown or interference, pandemic, endemic, epidemic, or any other unavoidable casualty beyond the Contractor's control.

---

Material Cost Increases:

The Contractor estimated the Contract Sum on the labor, material, and equipment costs at the time of negotiation and/or its submission of the bid/proposal. Because the Work may not commence immediately and the materials may not be ordered for months, the Contractor cannot predict or estimate increases in the cost of labor, materials, and equipment that may occur prior to commencement or during the progress of the Work. Notwithstanding anything herein to the contrary, if the cost of labor, materials, and/or equipment for any scheduled item of Work identified in this proposal increases by 5% or more, the Owner shall modify the Contract increasing the Contract Sum in the amount commensurate with any actual, direct, and documented increase in labor, material, and/or equipment costs, dollar for dollar, above the 5% threshold. The Contractor's fee shall not be increased because of such cost increases.

If, after the date of this Quote/Purchase Order, any new or increased tariffs, duties, or other government-imposed costs on materials used in the work becomes effective, the Contract Price shall be adjusted to reflect the actual increased cost to the Contractor. The Contractor shall promptly notify the [Owner/Buyer] of any such cost impact. Failure to agree on a price adjustment shall not relieve the Buyer's obligation to pay the increased cost, and the Contractor shall be entitled to an extension of time if such tariffs result in material shortages or delays and/or Contractor may permanently suspend performance because of a delay or the inability of the parties to agree upon an adjusted price.

---

***DUE TO VOLATILITY IN RAW MATERIAL AND SHIPPING COSTS ALL PVC, HDPE OR OTHER PLASTIC MATERIALS WILL BE PURCHASED AT COST BASED ON CURRENT SHIP DATE. PURCHASE ORDERS CANNOT BE HELD AT THIS TIME. WE EXPECT TO PASS PRICE INCREASES ALONG TO OUR CUSTOMER AT THE TIME OF SHIP DATE.***

***THIS PROPOSAL/QUOTE IS BASED ON AND TIED TO THE FDOT ASPHALT PRICE INDEX (API) FOR BITUMINOUS MATERIALS CURRENTLY IN EFFECT AS OF THE DATE ON THIS PROPOSAL/QUOTE (UNLESS OTHERWISE SPECIFIED HEREIN). ANY ADJUSTMENTS DUE TO INCREASES OR DECREASES IN API WILL BE DETERMINED IN ACCORDANCE WITH SECTION 9-2.1.2 OF THE CURRENT FDOT STANDARD SPECIFICATIONS FOR ROAD AND BRIDGE CONSTRUCTION WITH THE EXCEPTION THAT BITUMINOUS ADJUSTMENTS WILL BE MADE ONLY WHEN THE CURRENT API(CAPI) VARIES BY MORE THAN 10% OF THE API PREVAILING IN THE MONTH WHEN BIDS WERE RECEIVED(BAPI), AND THEN ONLY ON THE PORTION THAT EXCEEDS 10%. THE APPLICATION OF ADJUSTMENTS WILL NOT BE CONDITIONED ON THE OWNER'S OR ANY OTHER PARTY'S PARTICIPATION IN THIS CLAUSE. THE CALCULATION FOR THE DIFFERENCE IS TO BE THE CURRENT BITUMINOUS API AT TIME PLACEMENT VS TIME OF BID.***

1. This proposal is valid for 30 days from bid date.
2. Payment & Performance bond is not included. Add 1.25% if required.
3. This proposal excludes all Textura or similar third-party payment processing fees. If Textura participation is required by the Owner, Client, or General Contractor, please add $5,300.00 to our proposal.
4. Survey, layout, and as-builts are included. Record Survey and engineering are by others.
5. Geotechnical/Construction testing is by others.
6. Removal and/or replacement of unsuitable soils, hazardous or buried debris is not included.
7. Removal and/or relocation of gas, cable, electric, irrigation or other utilities is by others, if required.
8. Meters, meter fees, permits and connection fees by others.
9. All hardscape, topsoil, grassing, landscaping, irrigation, root pruning, tree trimming and fencing is by others.
10. Assumes all cut material is suitable for structural fill.
11. Topographic survey of existing conditions shown on the construction drawings is presumed accurate to plus or minus 0.2' and will need to be confirmed to establish the final site fill requirements. Any discrepancies found during verification may affect the quantity of fill required and should be addressed promptly to ensure accurate site balancing.
12. Conduits or sleeves are not included.
13. Includes rough grade of building pads to 95% on a one-time basis. Fine grading, final compaction, specific density requirements and excavation of footers are not included.

14. Includes rough grading around building pads on a one-time basis. Fine grading around building pad after vertical construction is not included.
15. Installation of new silt fence or maintenance of existing silt fence is not included.
16. NPDES requirements by others. Contractor will maintain reports and will assist the entity deemed as the site-wide "Operator" only while onsite. Full responsibilities and legal limitations related to stormwater permit coverage will be outlined at time of award.
17. All concrete flatwork by others.
18. Fence, handrail, bollards, & guardrail by others.
19. No work is included on existing utilities.
20. Location, exploration and/or repairs to existing utilities are not included. Asbuilts of existing utilities are not included.
21. Paving prices are valid for 30 days from bid date and include 2 mobilizations.

ACCEPTED:
Contractor / Owner Name:

By: _____

Date: _____

BURGESS CIVIL, LLC

By: _____

Date: _____

Outlook

## Re: Manatee SEWRF - Phase B

**From** Luke Smith <LSmith@altoconstruction.com>
**Date** Wed 1/14/2026 8:56 AM
**To** Bill Naramore <WENaramore@pcl.com>

1 attachment (180 KB)
#57 Stone (Causeway) 10.26.2025 FULL GRADATION.pdf;

Bill,

I sent Marco $58.10 per ton. At that volume of ~ 2,700 tons, we can offer **$56.50 per ton**.
Please see attached submittal for your reference & review.

Best,
Luke Smith
(813)440-1259

https://www.altoconstruction.com/

---

**From:** Bill Naramore <WENaramore@pcl.com>
**Sent:** Wednesday, January 14, 2026 8:14:52 AM
**To:** Luke Smith <LSmith@altoconstruction.com>
**Subject:** Manatee SEWRF - Phase B

You don't often get email from wenaramore@pcl.com. Learn why this is important

Good morning Luke,

I left you a message earlier this morning, and my apologies for not realizing it was before normal business hours. I am working with Marco from the Manatee team on a new phase of work that would require approx. 2,700 tons of #57 stone in March/April if pricing is approved by the county. He had mentioned that you provided material quotes to him in the past.

Can you please provide your current rate for stone, and trucking so we can update our material rates in our estimate?

If you should have any questions, please do not hesitate to contact me.

Thank you,

**Bill Naramore, Associate DBIA**
**Senior Estimator**

**PCL Civil Constructors, Inc.**
1 N. Dale Mabry Highway, Suite 1350
Tampa, FL 33609
M: 707.628.2455
wenaramore@pcl.com

**www.pcl.com**
**TOGETHER WE BUILD SUCCESS**

# Superior Asphalt, Inc.

Superior Quality, Superior Service, Superior Asphalt
4801 15th St E Bradenton, FL 34203
Phone: (941)-755-2850
Fax: (941)-727-5980
Mailing Address:
PO BOX 2489 ONECO, FL 34264


| | | | |
|---|---|---|---|
| **To:** | PCL CONSTRUCTION, INC. | **Contact:** | Bill Naramore |
| **Address:** | 3810 NORTHDALE BLVD, SUITE 160 | **Phone:** | |
| | Tampa | **Fax:** | |
| **Project Name:** | Manatee County SEWRF - Phase B - Capacity Improvements | **Bid Number:** | E25-576 |
| **Project Location:** | 3331 Lena Rd, Bradenton, FL | **Bid Date:** | 11/12/2025 |

| Item # | Item Description | Estimated Quantity | Unit | Unit Price | Total Price |
|---|---|---|---|---|---|
| 60.01 | ASPHALT MILLING AND PAVING - 0.75" | 2,520.0000 | SY | $29.00 | $73,080.00 |
| 62.22 | ASPHALT PAVING 2.00" TYPE S-1 (1ST LIFT) ROADWAY | 2,200.0000 | SY | $36.00 | $79,200.00 |
| 62.43 | ASPHALT PAVING 1.00" TYPE S-3 (2ND LIFT) ROADWAY | 2,200.0000 | SY | $18.00 | $39,600.00 |

**Bid Price Subtotal:** **$191,880.00**

**Total Bid Price:** **$191,880.00**

**Notes:**

- Prime and Mat are not included.
- This quote has been based on 2 move-ins. Any additional move-ins will be $ 2,500.00 per move in.
- New pavement will tend to scuff and mark within the first twelve (12) months after placement due to the curing process of asphalt.
- During resurfacing projects, Superior Asphalt cannot guarantee 100% drainage.
- All permits, surveying, and maintenance of traffic by others unless noted above.
- All testing to be in accordance with F.D.O.T. testing procedures and to be paid for by others.
- If this is a unit price contract, the job will be remeasured for actual quantities.
- We have the right to inspect base prior to paving.
- We will not be liable for any delay or costs due to war, strikes, lockouts, labor difficulties, accidents, fire, flood, tariffs or other causes beyond our control.
- Prices quoted valid for 30 days at which time we reserve the right to adjust our price. Sales tax is included in the prices quoted.
- Asphalt is a flexible pavement and any cracks that are visible before overlaying will reflect through after the overlay is finished. Also, cracks will appear when paving on new soil cement.
- This quotation is based on the Florida Department of Transportation (FDOT) Fuel and Bituminous Average Price Index for the month date of this bid. Superior Asphalt, Inc. reserves the right to adjust the final contract amount if applicable.

**Payment Terms:**

Purchaser agrees that should the account become more than 30 days past due, purchaser will pay all costs of collection, including reasonable attorney's fees whether collected through suit or otherwise. After 30 days, interest will be charged on all money due at the highest legal rate.

**ACCEPTED:**

The above prices, specifications and conditions are satisfactory and hereby accepted.

**Buyer:** _____

**Signature:** _____

**Date of Acceptance:** _____

**CONFIRMED:**

**Bradenton**

**Authorized Signature:** _____

**Estimator:** Lazai Williams
941-702-0748 lwilliams@superiorasphaltinc.net

5/22/2026 3:22:49 PM

# Waste Connections of Florida
## Construction Debris Disposal Proposal

**To:** PCL- Bill Naramore

**From:** Carrie Helms– Waste Connections of FL

**Re:** Manatee County SERWRF

Waste Connection of FL would like to have the opportunity to offer you pricing for your current project. We offer the following prices:

**20/30-yd Roll-off Container for c&d material**

| | |
|---|---|
| Delivery Fee: | $125 |
| Haul Rate: | $455 flat up to 4 tons |
| Tonnage: | $60/ton over 5 tons |

**20-yd Roll-off Container for concrete material**

| | |
|---|---|
| Delivery Fee: | $125 |
| Haul Rate: | $250 |
| Tonnage: | $0 clean concrete |

Fuel and Environmental charges WAIVED
Relocate fees, Trip Fees (for a driver to show up the stop due to blockage) $125
No invoice, franchise or admin fees
**PRICING SUBJECT TO CHANGE BASED ON DISPOSAL FACILITY CHANGING DISPOSAL RATES***

Thanks for the opportunity to offer you pricing for your disposal needs. If you have any questions, please feel free to give me a call.

Carrie Helms
Waste Connections of FL
(813) 433-6369 Cell Phone

Outlook

## Fw: Manatee County SERWRF Capacity Improvements Invitation Bid

**From** Juliana Ordonez <jordonez@pcl.com>
**Date** Wed 5/13/2026 1:08 PM
**To** Christian Schultz <ceschultz@pcl.com>; Javier Velez <JJVelez@pcl.com>; Rachel Larson <RLLarson@pcl.com>

1 attachment (124 KB)
2025.10.21 - Dumpster Debris Removal.pdf;

**Juliana Ordonez**
**Estimator**

**PCL Civil Constructors, Inc.**
1 N Dale Mabry Highway, Suite 1350
Tampa, FL 33609
(813) 553-7272
jordonez@pcl.com

www.pcl.com
**TOGETHER WE BUILD SUCCESS**

---

**From:** Carrie Helms <carrie.helms@wasteconnections.com>
**Sent:** Wednesday, May 13, 2026 1:06 PM
**To:** Juliana Ordonez <jordonez@pcl.com>
**Cc:** Douglas.Summa@WasteConnections.com <Douglas.Summa@WasteConnections.com>
**Subject:** Re: Manatee County SERWRF Capacity Improvements Invitation Bid

Hello

Yes those rates are still good!
Did you want to set up any dumpsters?
Carrie Helms 813-433-6369 Sent from my iPhone

> On May 13, 2026, at 11:32 AM, Juliana Ordonez <jordonez@pcl.com> wrote:
>
> Carrie:

Good morning,

Please see the attached document. We have an older bid, and as we move forward with this project, we're requesting updated pricing. Could you please provide an up-to-date bid by **5/22/2026**?

Thank you

**Juliana Ordonez**
**Estimator**

**PCL Civil Constructors, Inc.**
1 N Dale Mabry Highway, Suite 1350
Tampa, FL 33609
(813) 553-7272
jordonez@pcl.com

**www.pcl.com**
**TOGETHER WE BUILD SUCCESS**

Manatee County SEWRF - Phase B - Capacity Improvements - Site Work

| Item # | Item Description | Unit Price | Quantity | Unit | Total | Notes |
|---|---|---|---|---|---|---|
| | Mobilization | $ 82,236.34 | 1 | LS | $ 82,236.34 | |
| | Dewatering Contingency | $ 24,000.00 | 1 | LS | $ 24,000.00 | Dewatering Plan Included |
| | Site Demo | $ 125,000.00 | 1 | LS | $ 125,000.00 | Roads, Exiting Conc, Pipe removal |
| | Excavation, Embankment & Grading | $ 67,500.00 | 1 | LS | $ 67,500.00 | |
| | Site Dust Control & house Keeping Contingency | $ 6,500.00 | 1 | LS | $ 6,500.00 | |
| | 4" Base | $ 38.00 | 46 | SY | $ 1,748.00 | Conc Sidewalk |
| | Subgrade | $ 25.75 | 46 | SY | $ 1,184.50 | Conc Sidewalk |
| | 30x50 Stabilized Construction Entrance; #1 Agg | $ 25.00 | 167 | SY | $ 4,175.00 | 200sqft sediment pit & Sawle included |
| | Floating & Staked Turbidity Screen | $ 22.50 | 555 | LF | $ 12,487.50 | |
| | Full Depth Pvt Restoration | $ 135.00 | 1105 | SY | $ 149,175.00 | 1" S-3 Asphalt, 2" S-1 Asphalt, 10" Liemrock Base, 12" Stabilized Subgrade LBR 40 |
| | Milling & Resurfacing | $ 45.00 | 1661 | SY | $ 74,745.00 | 1" S-3 Asphalt, 2" S-1 Asphalt for resurfacing |
| | silt Fencing T3 | $ 6.75 | 1663 | SY | $ 11,225.25 | 12" embedment; 10' Post spacing |
| | 1" Type S-3 | $ 39.50 | 2190 | SY | $ 86,505.00 | tack Included Between Coarse |
| | 2" S-1 Asphalt Pvt | $ 52.00 | 2190 | SY | $ 113,880.00 | |
| | 10" Base LBR 100 | $ 44.85 | 2190 | SY | $ 98,221.50 | Lime rock; Asphalt pvts.; prime Included |
| | 12" Subgrade LBR 40 | $ 25.75 | 2190 | SY | $ 56,392.50 | Asphalt pvts. |
| | Asphalt Patches (As Needed) | $ 110.00 | | SY | $ - | Full Depth Repair on existing pvts.; Mobilization Included |
| | Fencing Restoration (As Needed) | $ 28.50 | | LF | $ - | All disturbed Fencing reinstallation; Mobilization Included |
| | MH Adjustments (As Needed) | $ 1,275.00 | | EA | $ - | Mobilization Included |
| | silt Fencing T4 (As needed) | $ 13.75 | | LF | $ - | 18" embedment; 10' Post spacing; At areas where heavy sediment loads are expected, Slope>1:2; Mobilization Included |
| | Hayy Silt Socks (As Needed) | $ 8.95 | | LF | $ - | Mobilization Included |
| | Inlet protection (As Needed) | $ 325.00 | | EA | $ - | Mobilization Included |
| | Temp Sodding, Seeding & Mulching (As Needed) | $ 4.25 | | SY | $ - | Mobilization Included |
| | | | | | $ - | |
| | | | | | **$ 914,975.59** | |
| | | Extendd Bid Total | | | $ 1,407,470.31 | |

**Exclusions: Pricing is based only on the listed scope, quantities, and stated assumptions. Excluded items include unknown or undocumented utilities, buried debris, rock, unsuitable soils, contaminated or hazardous materials, utility relocations, permit fees, engineering, survey/as-builts, MOT/traffic control, off-duty police, extended or unforeseen dewatering, additional BMPs beyond the listed erosion-control items, work outside the defined limits, repairs caused by existing pavement/base failures, landscaping/irrigation restoration, and any additional work directed by the owner, engineer, inspector, or GC not specifically itemized. As-needed items are to be paid at the listed unit prices only when authorized. Pricing assumes normal working hours, clear access, and no delays by others; standby, remobilization, resequencing, overtime, weather impacts, utility conflicts, or design/field changes are excluded and subject to change order.**

| | |
|---|---|
| Prepared By: | Jahem Toure |
| Signature | Jahem Toure |
| Email: | jahem.toure@wolffieldsolutions.com |
| Cell: | (941)-763-3551 |

Manatee County SEWRF - Phase B - Capacity Improvements - Concrete

| Item # | Item Description | Unit Price | Quantity | Unit | Total | Notes |
|---|---|---|---|---|---|---|
| | Mobilization | $ 3,500.00 | 1 | LS | $ 3,500.00 | |
| | 4" Thick 3000 PSI Class 1 Concrete Sidewalk | $ 85.00 | 46 | SY | $ 3,910.00 | 6x6 No. 10WWM; Broom Finish |
| | Miami Curb | $ 45.00 | 188 | LF | $ 8,460.00 | |
| | | | | | **$ 15,870.00** | |

**Exclusions: Pricing is based only on the listed sidewalk and Miami curb scope, quantities, and notes shown above. Excluded items include demolition/removal of existing concrete or curb, excavation beyond minor grading/prep, unsuitable subgrade removal/replacement, survey/layout/as-builts, permit fees, MOT/traffic control, utility conflicts or relocations, dewatering, erosion control, saw cutting beyond the immediate work limits, driveway/apron tie-ins unless shown, detectable warning surfaces, striping, landscaping/irrigation repair, and restoration outside the disturbed work area. Pricing assumes normal working hours, clear access, and ready subgrade; delays, remobilization, standby time, weather impacts, field changes, or additional work directed by the owner/GC/inspector shall be handled by change order.**

| | |
|---|---|
| Prepared By: | Jahem Toure |
| Signature | Jahem Toure |
| Email: | jahem.toure@wolffieldsolutions.com |
| Cell: | (941)-763-3551 |

Manatee County SEWRF - Phase B - Capacity Improvements - Utilities

| Item # | Item Description | Unit Price | Quantity | Unit | Total | Notes |
|---|---|---|---|---|---|---|
| | 12" PVC Leachate 45 bend | $ 1,600.00 | 3 | EA | $ 4,800.00 | |
| | 12" PVC Leachate 90 Bend | $ 1,677.00 | 1 | EA | $ 1,677.00 | |
| | 12" PVC Leachate Cut In/ Tie ins | $ 3,400.00 | 2 | EA | $ 6,800.00 | |
| | 12" PVC Leachate Piping | $ 155.00 | 90 | LF | $ 13,950.00 | |
| | 12" REJ 90 bend | $ 1,899.00 | 1 | EA | $ 1,899.00 | 3' Cover Min on all piping |
| | 12" REJ Cut in Tee PVC | $ 3,640.00 | 1 | EA | $ 3,640.00 | |
| | 12" REJ PVC | $ 162.00 | 140 | LF | $ 22,680.00 | |
| | 16" 45 Bend DIP | $ 3,000.00 | 3 | EA | $ 9,000.00 | |
| | 16" WLC Connection/Tie-ins DIP | $ 4,200.00 | 2 | EA | $ 8,400.00 | |
| | 16" WLC DIP | $ 189.00 | 235 | LF | $ 44,415.00 | |
| | 2" NPW Line PVC/DIP | $ 48.00 | 18 | LF | $ 864.00 | |
| | 24" Ags 45 Bend DIP | $ 2,770.00 | 7 | EA | $ 19,390.00 | |
| | 24" AGS 90 Bend DIP | $ 2,945.00 | 1 | EA | $ 2,945.00 | |
| | 24" AGS Connection DIP | $ 3,000.00 | 1 | EA | $ 3,000.00 | |
| | 24" AGS DIP | $ 215.00 | 850 | LF | $ 182,750.00 | |
| | 30"x16" Tee | $ 5,500.00 | 1 | EA | $ 5,500.00 | |
| | 4' Tee | $ 1,000.00 | 1 | EA | $ 1,000.00 | |
| | 4" Cap | $ 300.00 | 2 | EA | $ 600.00 | Tapped for 2" |
| | 4" DR | $ 45.00 | 165 | LF | $ 7,425.00 | 1x 8" NPW Crossing; 1x 24" AGI Crossing |
| | 4" GV | $ 2,300.00 | 2 | EA | $ 4,600.00 | |
| | 4" Wye and Cleanout | $ 3,300.00 | 2 | EA | $ 6,600.00 | |
| | 6" NPW 45 Bend PVC/DIP | $ 877.00 | 6 | EA | $ 5,262.00 | |
| | 6" NPW 90 Bend PVC/DIP | $ 915.00 | 1 | EA | $ 915.00 | |
| | 6" NPW Line PVC/DIP | $ 81.90 | 315 | LF | $ 25,798.50 | |
| | 6" PVC Leachate 90 Bend | $ 1,100.00 | 3 | EA | $ 3,300.00 | |
| | 6" PVC Leachate Connection/Tie in | $ 3,000.00 | 2 | EA | $ 6,000.00 | |
| | 6" PVC Leachate Piping | $ 75.95 | 131 | LF | $ 9,949.45 | |
| | 8" 45 bend PVC/DIP | $ 1,151.20 | 2 | EA | $ 2,302.40 | |
| | 8" Non Potable water Connection PVC/DIP | $ 3,100.00 | 2 | EA | $ 6,200.00 | |
| | 8" NPW line PVC/DIP | $ 95.90 | 321 | LF | $ 30,783.90 | |
| | 8"x4" NPW Tee | $ 1,300.00 | 2 | EA | $ 2,600.00 | Sheet C03.202 NPW Not in contract? |
| | Mobilization | $ 31,578.47 | 1 | LS | $ 31,578.47 | |
| | | | | | $ - | |
| | | | | | **$ 476,624.72** | |

**Exclusions: Pricing is based only on the listed utility piping, fittings, tie-ins, and stated quantities shown above. Excluded items include unknown utility conflicts, utility relocations, bypass pumping, live shutdown coordination beyond normal tie-in work, contaminated or hazardous soils/water, rock excavation, unsuitable material removal/replacement, trench dewatering beyond incidental conditions, additional fittings/restraints/valves not listed, permit fees, survey/as-builts, compaction testing, pavement/sidewalk restoration, erosion control, MOT/traffic control, off-duty police, landscaping/irrigation repair, and work outside the plan limits. Pricing assumes minimum normal working hours, clear access, and production without delays by others; field changes, design revisions, additional crossings, inspector-directed changes, remobilization, standby time, or quantity increases shall be handled by change order.**



| | |
|---|---|
| Prepared By: | Jahem Toure |
| Signature | Jahem Toure |
| Email: | jahem.toure@wolffieldsolutions.com |
| Cell: | (941)-763-3551 |

## Bid Proposal

**GMP - SERWRF Capacity Phase B Improvements**

**All Bidders**
**Job Location:** Bradenton, FL
**Engineer Name:** McKim & Creed
**Bid Date:** 05/22/2026 05:00 pm
**Bid Due Date:**
**Addendum Number:** 2
**Plan Sheet Date:** 07/01/2025
**Core & Main Bid #:** 4934045

**Core & Main**
2525 12th St Bldg 2
Sarasota, FL 34237
Phone: 9413648909
Fax: 9419517543

| Bid Seq | Description | Qty | UoM | Sell | Ext Sell | Filter | Spec Sec | Addendum Number |
|---|---|---|---|---|---|---|---|---|
| 10 | ********** | | | | | | | |
| 20 | **SITE UTILITIES** | | | | | | | |
| 30 | **P/S C03.201-.205** | | | | | | | |
| 40 | _____ | | | | | | | |
| 50 | | | | | | | | |
| 60 | **AGI INFLUENT F/AGS INFLUENT PS P/S C03.201** | | | | | | | |
| 70 | | | | | | | | |
| 80 | 24 HDSS PR350 DI PIPE PERMOX | 100 | FT | 433.09 | 43,309.00 | DI PIPE | MC_UTILITES APP LIST | |
| 90 | 24 MJ 90 C153 IMP PERMOX | 1 | EA | 4,968.34 | 4,968.34 | DI MJ FTGS | MC_UTILITES APP LIST | |
| 100 | 24 FOSTER ADPT EPXY W/BLUE B&N 24FA-OX.BLU USA | 1 | EA | 1,187.44 | 1,187.44 | DI MJ FTGS | MC_UTILITES APP LIST | |
| 110 | 24 MJ 45 C153 IMP PERMOX | 1 | EA | 3,685.62 | 3,685.62 | DI MJ FTGS | MC_UTILITES APP LIST | |
| 120 | 24 MJ L/P SLV C153 IMP PERMOX | 1 | EA | 3,383.73 | 3,383.73 | DI MJ FTGS | MC_UTILITES APP LIST | |
| 130 | 24 STAR 3024 DIP REST SB IMP STARBOND L/ACC SGDPS24 | 6 | EA | 552.28 | 3,313.68 | MJ RESTRAINTS | MC_UTILITES APP LIST | |
| 140 | 24 MJ ACC SET L/GLAND EPDM GSKT COR BLUE BOLTS IMP | 6 | EA | 248.25 | 1,489.50 | MJ RESTRAINTS | 02640_PG.217 | |
| 150 | | | | | | | | |
| 160 | **AG-WAS TO BASINS P/S C03.201** | | | | | | | |
| 170 | | | | | | | | |
| 180 | 8 HDSS PR350 DI PIPE PERMOX | 100 | FT | 123.03 | 12,303.00 | DI PIPE | MC_UTILITES APP LIST | |
| 190 | 8 MJ 45 C153 IMP PERMOX | 2 | EA | 640.59 | 1,281.18 | DI MJ FTGS | MC_UTILITES APP LIST | |
| 200 | 8 MJ L/P SLV C153 IMP PERMOX | 1 | EA | 708.53 | 708.53 | DI MJ FTGS | MC_UTILITES APP LIST | |
| 210 | 8 STAR 3008 DIP REST SB IMP STARBOND L/ACC SGDPS08N | 6 | EA | 57.42 | 344.52 | MJ RESTRAINTS | MC_UTILITES APP LIST | |
| 220 | 8"MJ ACC SET L/GLAND COR BLUE | 6 | EA | 65.61 | 393.66 | MJ RESTRAINTS | 02640_PG.217 | |
| 230 | **PAGE BREAK** | | | | | | | |
| 240 | **AEROBIC GRANULATED SLUDGE DRN P/S C03.201** | | | | | | | |
| 250 | | | | | | | | |
| 260 | 4 PVC SCH80 PIPE SWB 20' | 160 | FT | 10.58 | 1,692.80 | SCH80 PVC | | |
| 270 | 4X4 PVC S80 WYE HXHXH 875-040 | 2 | EA | 164.70 | 329.40 | SCH80 PVC | | |
| 280 | 4 PVC S80 45 HXH 817-040 | 4 | EA | 52.32 | 209.28 | SCH80 PVC | | |
| 290 | 4 SCH40 FEMALE ADAPT HXFIPT 435-040 | 2 | EA | 6.72 | 13.44 | SCH80 PVC | | |
| 300 | 4 PVC S40 TRD PLG MIPT 450-040 | 2 | EA | 9.93 | 19.86 | SCH80 PVC | | |
| 310 | 4 PVC S80 CPLG HXH 829-040 | 2 | EA | 21.22 | 42.44 | SCH80 PVC | | |
| 320 | | | | | | | | |
| 330 | **NONPOTABLE WATER P/S C03.202-.204** | | | | | | | |
| 340 | | | | | | | | |
| 350 | 8 MJ L/P SLV C153 IMP | 1 | EA | 752.82 | 752.82 | DI MJ FTGS | MC_UTILITES APP LIST | |
| 360 | 8X4 MJ TEE C153 IMP | 2 | EA | 283.50 | 567.00 | DI MJ FTGS | MC_UTILITES APP LIST | |
| 370 | 4 FOSTER ADPT EPXY W/BLUE B&N 4FA-OX.BLU USA | 2 | EA | 131.19 | 262.38 | DI MJ FTGS | MC_UTILITES APP LIST | |
| 380 | 4 F6100 MJ RW GV OL ON L/ACC CLOW GATE VALVE EPOXY COATED W/STAINLESS STEEL BOLTS & NUTS | 2 | EA | 715.77 | 1,431.54 | VALVE GATE | | |
| 390 | 4 HDSS PR350 DI PIPE | 180 | FT | 53.89 | 9,700.20 | DI PIPE | | |
| 400 | 4 MJ CAP C153 IMP | 1 | EA | 42.75 | 42.75 | DI MJ FTGS | MC_UTILITES APP LIST | |
| 410 | 4 MJ TEE C153 IMP | 1 | EA | 147.00 | 147.00 | DI MJ FTGS | | |
| 420 | 4X2 MJ TAPT CAP C153 IMP | 2 | EA | 87.75 | 175.50 | DI MJ FTGS | | |
| 430 | C87-77-NL 2 BRS MALE ADPT MIPTXPJ PVC NO LEAD | 2 | EA | 132.63 | 265.26 | BRASS FTGS | | |
| 440 | 2 PVC SCH80 PIPE SWB 20' | 180 | FT | 3.52 | 633.60 | SCH80 PVC | | |
| 450 | 2 PVC S80 90 HXH 806-020 | 1 | EA | 4.82 | 4.82 | SCH80 PVC | | |
| 460 | 8 HDSS PR350 DI PIPE | 240 | FT | 52.82 | 12,676.80 | DI PIPE | MC_UTILITES APP LIST | |
| 470 | 8 MJ 45 C153 IMP | 1 | EA | 640.59 | 640.59 | DI MJ FTGS | MC_UTILITES APP LIST | |
| 480 | 8 STAR 3008 DIP REST SB IMP STARBOND L/ACC SGDPS08N | 8 | EA | 57.42 | 459.36 | MJ RESTRAINTS | MC_UTILITES APP LIST | |
| 490 | 8"MJ ACC SET L/GLAND COR BLUE | 8 | EA | 65.61 | 524.88 | MJ RESTRAINTS | 02640_PG.217 | |
| 500 | 4 STAR 3004 DIP REST SB IMP STARBOND L/ACC SGDPS04N | 6 | EA | 32.48 | 194.88 | MJ RESTRAINTS | MC_UTILITES APP LIST | |
| 510 | 4"MJ ACC SET L/GLAND COR BLUE | 6 | EA | 48.00 | 288.00 | MJ RESTRAINTS | 02640_PG.217 | |
| 520 | | | | | | | | |
| 530 | **BASIN WATERLINE CORRECTION P/S C03.203** | | | | | | | |
| 540 | | | | | | | | |
| 550 | 30 MJ L/P SLV C153 IMP PERMOX | 1 | EA | 6,098.28 | 6,098.28 | DI MJ FTGS | MC_UTILITES APP LIST | |

Internal Use Only

| | | | | | | | |
|---|---|---|---|---|---|---|---|
| 560 | 30 TJ PR350 DI PIPE PERMOX | 20 | FT | 554.80 | 11,096.00 | DI PIPE | MC_UTILITES APP LIST |
| 570 | 30X16 MJ TEE C153 IMP PERMOX | 1 | EA | 10,976.17 | 10,976.17 | DI MJ FTGS | MC_UTILITES APP LIST |
| 580 | 16 TJ PR350 DI PIPE PERMOX | 240 | FT | 228.39 | 54,813.60 | DI PIPE | MC_UTILITES APP LIST |
| 590 | 16 MJ 45 C153 IMP PERMOX | 3 | EA | 2,037.59 | 6,112.77 | DI MJ FTGS | MC_UTILITES APP LIST |
| 600 | 30 STAR 3030 DIP REST SB IMP STARBOND L/ACC SGDPS30 | 4 | EA | 1,362.67 | 5,450.68 | MJ RESTRAINTS | MC_UTILITES APP LIST |
| 610 | 30 MJ ACC SET L/GLAND EPDM GSKT COR BLUE BOLTS IMP | 4 | EA | 515.72 | 2,062.88 | MJ RESTRAINTS | 02640_PG.217 |
| 620 | 16 STAR 3016 DIP REST SB IMP STARBOND L/ACC SGDPS16 | 7 | EA | 233.89 | 1,637.23 | MJ RESTRAINTS | MC_UTILITES APP LIST |
| 630 | 16"MJ ACC SET L/GLAND COR BLUE | 7 | EA | 152.25 | 1,065.75 | MJ RESTRAINTS | 02640_PG.217 |
| 640 | | | | | | | |
| 650 | **REJECT RETURN LINE P/S C03.203** | | | | | | |
| 660 | | | | | | | |
| 670 | 12 MJ 90 C153 IMP PERMOX | 1 | EA | 1,363.36 | 1,363.36 | DI MJ FTGS | MC_UTILITES APP LIST |
| 680 | 12 PVC C900 DR18 PIPE 20' GRN GSKT PC235 | 140 | FT | 37.42 | 5,238.80 | C900 | MC_UTILITES APP LIST |
| 690 | 12 STAR 4012 PVC REST SB IMP STARBOND L/ACC PVCS4012G2 | 3 | EA | 140.24 | 420.72 | MJ RESTRAINTS | MC_UTILITES APP LIST |
| 700 | 12"MJ ACC SET L/GLAND COR BLUE | 3 | EA | 91.20 | 273.60 | MJ RESTRAINTS | 02640_PG.217 |
| 710 | | | | | | | |
| 720 | **LEACHATE LINE P/S C03.203** | | | | | | |
| 730 | | | | | | | |
| 740 | 12 MJ 90 C153 IMP PERMOX | 1 | EA | 1,363.36 | 1,363.36 | DI MJ FTGS | MC_UTILITES APP LIST |
| 750 | 12 PVC C900 DR18 PIPE 20' GRN GSKT PC235 | 60 | FT | 37.42 | 2,245.20 | C900 | MC_UTILITES APP LIST |
| 760 | 12 MJ 45 C153 IMP PERMOX | 3 | EA | 1,232.65 | 3,697.95 | DI MJ FTGS | MC_UTILITES APP LIST |
| 770 | 6 MJ 90 C153 IMP PERMOX | 3 | EA | 506.65 | 1,519.95 | DI MJ FTGS | MC_UTILITES APP LIST |
| 780 | 6 PVC C900 DR18 PIPE 20' GRN GSKT PC235 | 120 | FT | 10.30 | 1,236.00 | C900 | MC_UTILITES APP LIST |
| 790 | 12 STAR 4012 PVC REST SB IMP STARBOND L/ACC PVCS4012G2 | 8 | EA | 140.24 | 1,121.92 | MJ RESTRAINTS | MC_UTILITES APP LIST |
| 800 | 12"MJ ACC SET L/GLAND COR BLUE | 8 | EA | 91.20 | 729.60 | MJ RESTRAINTS | 02640_PG.217 |
| 810 | 6 STAR 4006 PVC REST SB IMP STARBOND L/ACC PVCS4006G2 | 6 | EA | 48.00 | 288.00 | MJ RESTRAINTS | MC_UTILITES APP LIST |
| 820 | 6"MJ ACC SET L/GLAND COR BLUE | 6 | EA | 65.61 | 393.66 | MJ RESTRAINTS | 02640_PG.217 |
| 830 | | | | | | | |
| 840 | **AEROBIC GRANULATED SLUDGE EFF P/S C03.204, .205** | | | | | | |
| 850 | | | | | | | |
| 860 | 24 HDSS PR350 DI PIPE PERMOX | 740 | FT | 433.09 | 320,486.60 | DI PIPE | MC_UTILITES APP LIST |
| 870 | 24 MJ 45 C153 IMP PERMOX | 6 | EA | 3,685.62 | 22,113.72 | DI MJ FTGS | MC_UTILITES APP LIST |
| 880 | 24 MJ 90 C153 IMP PERMOX | 2 | EA | 4,968.34 | 9,936.68 | DI MJ FTGS | MC_UTILITES APP LIST |
| 890 | 12 STAR 4012 PVC REST SB IMP STARBOND L/ACC PVCS4012G2 | 16 | EA | 140.24 | 2,243.84 | MJ RESTRAINTS | MC_UTILITES APP LIST |
| 900 | 12"MJ ACC SET L/GLAND COR BLUE | 16 | EA | 91.20 | 1,459.20 | MJ RESTRAINTS | 02640_PG.217 |
| 910 | | | | | | | |
| 920 | ********** | | | | | | |
| 930 | **MECHANICAL** | | | | | | |
| 940 | **P/S C03.201-.205** | | | | | | |
| 950 | _____ | | | | | | |
| 960 | | | | | | | |
| 970 | **AGS INLFLUENT PUMP STATION P/S M34.201, .301, .501** | | | | | | |
| 980 | **NT: NO P&ID F/INF PS. CONTRACTOR TO VERIFY ALL MATERIALS BEFORE ORDERING.** | | | | | | |
| 990 | | | | | | | |
| 1000 | **INFLUENT** | | | | | | |
| 1010 | | | | | | | |
| 1020 | 24" 7200 SUPER FLANGE W/ 316SS B&N RSF7224SS16 IMP | 1 | EA | 4,210.58 | 4,210.58 | RFCA | MC_UTILITES APP LIST |
| 1040 | 24 FLGXFLG DI PIPE PERMOX 3'6" PRIMED IMP | 1 | EA | 4,690.22 | 4,690.22 | DI FLG PIPE | 09900_PG.425 |
| 1050 | 24X16 FLG TEE C110 PERMOX | 3 | EA | 7,470.23 | 22,410.69 | DI FLG FTGS | 09900_PG.425 |
| 1060 | 24 FLGXFLG DI PIPE PERMOX 8' PRIMED IMP | 2 | EA | 7,621.74 | 15,243.48 | DI FLG PIPE | 09900_PG.425 |
| 1070 | 24 FLGXFLG DI PIPE PERMOX 7'5" PRIMED IMP | 1 | EA | 7,295.66 | 7,295.66 | DI FLG PIPE | 09900_PG.425 |
| 1080 | 24X16 FLG 90 C110 PR IMP PERMO | 1 | EA | 6,881.12 | 6,881.12 | DI FLG FTGS | 09900_PG.425 |
| 1090 | 16 GA FIG B517 FLG PLUG VLV W/GEAR & OP NUT | 4 | EA | 7,611.12 | 30,444.48 | VALVE PLUG | MC_UTILITES APP LIST |
| 1110 | 16 FLGXFLG DIP PERMOX 2'10" PRIMED IMP | 4 | EA | 2,621.12 | 10,484.48 | DI FLG PIPE | 09900_PG.425 |
| 1120 | 16 FLGXPE DI PIPE PERMOX 1' PRIMED IMP | 4 | EA | 1,117.78 | 4,471.12 | DI FLG PIPE | 09900_PG.425 |
| 1130 | 16" 7200 SUPER FLANGE W/ 316SS B&N RSF7216SS16 IMP | 4 | EA | 2,560.47 | 10,241.88 | RFCA | MC_UTILITES APP LIST |
| 1150 | 24X1/8 FLG ACC EPDM FF 316SS | 8 | EA | 667.63 | 5,341.04 | FLG BNG | |
| 1160 | 16 FLG ACC EPDM FF 316SS | 16 | EA | 311.32 | 4,981.12 | FLG BNG | |
| 1170 | | | | | | | |
| 1180 | **EFFLUENT** | | | | | | |
| 1190 | | | | | | | |
| 1200 | 16 FLGXFLG DI PIPE PERMOX 1'6" PRIMED IMP | 4 | EA | 2,011.12 | 8,044.48 | DI FLG PIPE | 09900_PG.425 |
| 1210 | 16 FLG 90 C110 PR IMP PERMOX | 8 | EA | 3,052.50 | 24,420.00 | DI FLG FTGS | 09900_PG.425 |
| 1220 | 16 FLGXFLG DI PIPE PERMOX 2' PRIMED IMP | 4 | EA | 2,214.45 | 8,857.80 | DI FLG PIPE | 09900_PG.425 |
| 1230 | 16X4 FLG TEE C110 PERMOX | 4 | EA | 4,387.78 | 17,551.12 | DI FLG FTGS | 09900_PG.425 |
| 1240 | 4X2 TAPT BLIND FLG PERMOX | 4 | EA | 370.77 | 1,483.08 | DI FLG FTGS | 09900_PG.425 |
| 1250 | 2XCL BRASS NIPPLE NO LEAD (I) | 4 | EA | 19.02 | 76.08 | BRASS FTGS | |
| 1260 | 2 WATT LF3003 FIPT DIE UNION LEAD FREE 0009879 | 4 | EA | 316.46 | 1,265.84 | BRASS FTGS | |
| 1270 | 2XCL 316SS NIPPLE | 8 | EA | 10.09 | 80.72 | SST FTGS | |
| 1280 | V210FP-32 2 316SS BALL VLV FP FIPTXFIPT | 4 | EA | 138.72 | 554.88 | SST BALL VALVE | MC_UTILITES APP LIST |
| 1290 | 2 929 AIR RELEASE VALVE ONLY | 4 | EA | 1,147.06 | 4,588.24 | VALVE AIR | MC_UTILITES APP LIST |

| | | | | | | | |
|---|---|---|---|---|---|---|---|
| 1300 | 16 FLGXFLG DIP PERMOX 1'10" PRIMED IMP TAPT 1/2" @ CENTER | 4 | EA | 2,518.89 | 10,075.56 | DI FLG PIPE | 09900_PG.425 |
| 1320 | 16 8001A SWING CHECK VLV FULL WATER WAY, FLANGE ENDS, CAST IRON BODY, BRONZE BODY BRONZE DISC SEAT RING, SINGLE WEIGHT, 316 SS HINGE PIN, D 9007C SPDT NEMA 4 LIMIT 316 SS COVER BOLTS, 16 MILS AND EXTERIOR EPOXY PAINT, | 4 | EA | 15,582.32 | 62,329.28 | VALVE CHECK | MC_UTILITES APP LIST |
| 1400 | 16 GA FIG B517 FLG PLUG VLV W/GEAR & OP NUT | 4 | EA | 7,611.12 | 30,444.48 | VALVE PLUG | MC_UTILITES APP LIST |
| 1420 | 16 FLG TEE C110 PERMOX | 4 | EA | 4,139.67 | 16,558.68 | DI FLG FTGS | 09900_PG.425 |
| 1430 | 16X2 TAPT BLIND FLG PERMOX | 4 | EA | 2,454.23 | 9,816.92 | DI FLG FTGS | 09900_PG.425 |
| 1440 | 2X1/2 BRASS BUSHING NL (I) NO LEAD | 4 | EA | 27.43 | 109.72 | BRASS FTGS | |
| 1450 | 1/2X2 BRASS NIPPLE NO LEAD (I) | 4 | EA | 4.08 | 16.32 | BRASS FTGS | |
| 1460 | 1/2 WATT LF3003 FIPT DIE UNION NO LEAD 0009874 | 4 | EA | 47.76 | 191.04 | BRASS FTGS | |
| 1470 | 1/2 MIPXFIP ASHCROFT V02 316SS GAUGE VALVE | 4 | EA | 312.90 | 1,251.60 | PRESS GAUGE | |
| 1480 | 16 FLGXFLG DI PIPE PERMOX 2'1" PRIMED IMP | 4 | EA | 2,417.78 | 9,671.12 | DI FLG PIPE | 09900_PG.425 |
| 1490 | 24X16 FLG 90 C110 IMP PERMOX | 1 | EA | 6,881.12 | 6,881.12 | DI FLG FTGS | 09900_PG.425 |
| 1500 | 24 FLGXFLG DI PIPE PERMOX 7'5" PRIMED IMP | 1 | EA | 7,295.66 | 7,295.66 | DI FLG PIPE | 09900_PG.425 |
| 1510 | 24X16 FLG TEE C110 PERMOX | 3 | EA | 7,470.23 | 22,410.69 | DI FLG FTGS | 09900_PG.425 |
| 1520 | 24 FLGXFLG DI PIPE PERMOX 8' PRIMED IMP | 2 | EA | 7,621.74 | 15,243.48 | DI FLG PIPE | 09900_PG.425 |
| 1530 | 24 FLGXFLG DIP PERMOX 1'11" PRIMED IMP TAPT 1/2" @ CENTER | 1 | EA | 4,009.79 | 4,009.79 | DI FLG PIPE | 09900_PG.425 |
| 1550 | 24 FLG 90 C110 PR IMP PERMOX | 1 | EA | 7,455.56 | 7,455.56 | DI FLG FTGS | 09900_PG.425 |
| 1560 | 24 FLGXFLG DI PIPE PERMOX 9'7" PRIMED IMP | 1 | EA | 8,925.00 | 8,925.00 | DI FLG PIPE | 09900_PG.425 |
| 1570 | **CLAMP ON FLOWMETER BY OTHERS** | | | | | | |
| 1580 | 24 FLG TEE C110 PERMOX | 1 | EA | 10,351.00 | 10,351.00 | DI FLG FTGS | 09900_PG.425 |
| 1590 | 24X2 TAPT BLIND FLG PERMOX | 1 | EA | 6,090.95 | 6,090.95 | DI FLG FTGS | 09900_PG.425 |
| 1600 | 2XCL BRASS NIPPLE NO LEAD (I) | 1 | EA | 19.02 | 19.02 | BRASS FTGS | |
| 1610 | 2 WATT LF3003 FIPT DIE UNION LEAD FREE 0009879 | 1 | EA | 316.46 | 316.46 | BRASS FTGS | |
| 1620 | 2XCL 316SS NIPPLE | 1 | EA | 10.09 | 10.09 | SST FTGS | |
| 1630 | V210FP-32 2 316SS BALL VLV FP FIPTXFIPT | 1 | EA | 138.72 | 138.72 | SST BALL VALVE | MC_UTILITES APP LIST |
| 1640 | 2 929 AIR RELEASE VALVE ONLY | 1 | EA | 1,147.06 | 1,147.06 | VALVE AIR | MC_UTILITES APP LIST |
| 1650 | 24 FLGXPE DI PIPE PERMOX 8' PRIMED IMP | 1 | EA | 6,434.79 | 6,434.79 | DI FLG PIPE | 09900_PG.425 |
| 1660 | 24X1/8 FLG ACC EPDM FF 316SS | 12 | EA | 667.63 | 8,011.56 | FLG BNG | |
| 1670 | 16 FLG ACC EPDM FF 316SS | 52 | EA | 311.32 | 16,188.64 | FLG BNG | |
| 1680 | | | | | | | |
| 1690 | **ARV/PI DRAIN PIPING** | | | | | | |
| 1700 | | | | | | | |
| 1710 | 2 S80 MALE ADPT BRASS MIPTXH 836-020BR | 5 | EA | 212.47 | 1,062.35 | SCH80 PVC | |
| 1730 | 2 PVC SCH80 PIPE SWB 20' | 140 | FT | 3.52 | 492.80 | SCH80 PVC | |
| 1740 | 2 PVC S80 90 HXH 806-020 | 14 | EA | 4.82 | 67.48 | SCH80 PVC | |
| 1750 | 2X1/2 PVC S80 TEE HXH 801-247 | 4 | EA | 11.60 | 46.40 | SCH80 PVC | |
| 1760 | 4X2 PVC S80 TEE HXH 801-420 | 5 | EA | 34.36 | 171.80 | SCH80 PVC | |
| 1770 | 4 PVC SCH80 PIPE SWB 20' | 40 | FT | 10.58 | 423.20 | SCH80 PVC | |
| 1780 | SPEARS P105X-040 4 CLEAN OUT ADAPTER SPIGXF PVC DWV W/PLUG | 1 | EA | 7.86 | 7.86 | CLEANOUT | |
| 1790 | 1/2X2 BRASS NIPPLE NO LEAD (I) | 8 | EA | 4.08 | 32.64 | BRASS FTGS | |
| 1800 | 1/2 BRASS TEE NO LEAD (I) | 4 | EA | 7.45 | 29.80 | BRASS FTGS | |
| 1810 | 1/2 WATT LF3003 FIPT DIE UNION NO LEAD 0009874 | 4 | EA | 47.76 | 191.04 | BRASS FTGS | |
| 1820 | 1/2XCL 316SS NIPPLE | 4 | EA | 2.08 | 8.32 | SST FTGS | |
| 1830 | MERIT V210FP-08 1/2IN T-316 SS BALL VALVE FULL PORT 2-PIECE 1000 WOG | 4 | EA | 29.96 | 119.84 | SST BALL VALVE | MC_UTILITES APP LIST |
| 1840 | 1/2X1/2 201 ASHCROFT DIAPHRAGM SEAL, 316SS W/ 1/4" FLUSH PORT | 4 | EA | 588.13 | 2,352.52 | PRESS GAUGE | 13310_PG.565 |
| 1860 | 4-1/2 1279AS PRESSURE GAUGE 0-200 PSI 1/2 LOWER CONNECTION | 4 | EA | 164.34 | 657.36 | PRESS GAUGE | 13310_PG.565 |
| 1870 | 1/2 S80 MALE ADPT BRASS MIPTXH 836-005BR | 4 | EA | 34.55 | 138.20 | SCH80 PVC | |
| 1890 | 1/2 PVC SCH80 PIPE PE 20' | 40 | FT | 0.85 | 34.00 | SCH80 PVC | |
| 1900 | | | | | | | |
| 1910 | **AEROBIC GRANULAR SLUDGE BASINS P/S M35.201-.503, I35.001-.003** | | | | | | |
| 1920 | | | | | | | |
| 1930 | **AG INFLUENT** | | | | | | |
| 1940 | | | | | | | |
| 1950 | **24X30 TEES IN PHASE A** | | | | | | |
| 1960 | | | | | | | |
| 1970 | 30 FLGXPE DI PIPE PERMOX 5'6" PRIMED IMP | 2 | EA | 6,589.14 | 13,178.28 | DI FLG PIPE | 09900_PG.425 |
| 1980 | 30 FLG(TAP)XWCXPE DI PIPE 5'6" IMP (WC 1'5" F/FLG) PRIMED TNEMEC N140 PERMOX | 1 | EA | 8,516.31 | 8,516.31 | DI FLG PIPE | 09900_PG.425 |
| 2020 | 1-1/4X9-1/4 STUD BOLT 316SS FLG STUD | 28 | EA | 27.38 | 766.64 | FLG BNG | 02640_PG.217 |
| 2030 | 30 FLG 90 C110 PR IMP PERMOX | 3 | EA | 11,755.95 | 35,267.85 | DI FLG FTGS | 09900_PG.425 |
| 2040 | **30"EMO PLUG VLVS BY AG BASIN** | | | | | | |
| 2050 | 30 FLGXPE DI PIPE PERMOX 3'11" PRIMED IMP | 3 | EA | 5,313.05 | 15,939.15 | DI FLG PIPE | 09900_PG.425 |
| 2060 | 36X30 FLG 90 C110 MP PERMOX | 3 | EA | 18,154.28 | 54,462.84 | DI FLG FTGS | 09900_PG.425 |

| | | | | | | | |
|---|---|---|---|---|---|---|---|
| 2070 | 36 FLG(TAP)XWCXFLG(TAP) 4'8" IMP<br>(WC 2'8" F/FLG)<br>PRIMED TNEMEC N140<br>PERMOX | 3 | EA | 14,845.66 | 44,536.98 | DI FLG PIPE | 09900_PG.425 |
| 2110 | 1-1/2X11-1/4 STUD BOLT 316SS | 192 | EA | 53.77 | 10,323.84 | FLG BNG | 02640_PG.217 |
| 2120 | 36 FLGXPE DI PIPE PERMOX 0'6" PRIMED IMP | 3 | EA | 3,857.61 | 11,572.83 | DI FLG PIPE | 09900_PG.425 |
| 2130 | 30X1/8 FLG ACC EPDM FF 316SS | 12 | EA | 1,099.94 | 13,199.28 | FLG BNG | |
| 2140 | 30 STAR 3030 DIP REST SB IMP STARBOND L/ACC<br>SGDPS30 | 3 | EA | 1,362.67 | 4,088.01 | MJ RESTRAINTS | MC_UTILITES APP LIST |
| 2150 | 30 MJ ACC SET L/GLAND EPDM GSKT COR BLUE<br>BOLTS IMP | 3 | EA | 515.72 | 1,547.16 | MJ RESTRAINTS | 02640_PG.217 |
| 2160 | 36X1/8 FLG ACC EPDM FF 316SS | 6 | EA | 1,751.83 | 10,510.98 | FLG BNG | |
| 2170 | | | | | | | |
| 2180 | **AG EFFLUENT** | | | | | | |
| 2190 | **NT: SECT SHT M35.303 NOT GIVEN. CONTRACTOR TO VERIFY AGE DOWNPIPE** | | | | | | |
| 2200 | | | | | | | |
| 2210 | 24 FLGXWCXPE DI PIPE 17'6" IMP<br>(WC 16'4" F/FLG)<br>PRIMED TNEMEC N140<br>PERMOX | 1 | EA | 13,311.96 | 13,311.96 | DI FLG PIPE | 09900_PG.425 |
| 2250 | 24 FLG 90 C110 PR IMP PERMOX | 2 | EA | 7,455.56 | 14,911.12 | DI FLG FTGS | 09900_PG.425 |
| 2260 | 24 FLGXFLG DI PIPE PERMOX 2' PRIMED IMP | 1 | EA | 3,711.96 | 3,711.96 | DI FLG PIPE | 09900_PG.425 |
| 2270 | 24 FLGXPE DI PIPE PERMOX 4'6" PRIMED IMP | 1 | EA | 4,154.35 | 4,154.35 | DI FLG PIPE | 09900_PG.425 |
| 2280 | 24X1/8 FLG ACC EPDM FF 316SS | 4 | EA | 667.63 | 2,670.52 | FLG BNG | |
| 2290 | | | | | | | |
| 2300 | **BASIN WAS TO SURGE TANK** | | | | | | |
| 2310 | | | | | | | |
| 2320 | 30 FLGXPE DI PIPE PERMOX 0'6" PRIMED IMP | 3 | EA | 2,759.79 | 8,279.37 | DI FLG PIPE | 09900_PG.425 |
| 2330 | 30 FLG 45 C110 P401 PERMOX | 6 | EA | 11,451.00 | 68,706.00 | DI FLG FTGS | 09900_PG.425 |
| 2340 | 30 FLGXFLG DI PIPE PERMOX 1' PRIMED IMP | 3 | EA | 4,577.18 | 13,731.54 | DI FLG PIPE | 09900_PG.425 |
| 2350 | 30 FLG(TAP)XWCXFLG(TAP) 4'7" IMP<br>(WC 2'1" F/FLG)<br>PRIMED TNEMEC N140<br>PERMOX | 1 | EA | 10,871.74 | 10,871.74 | DI FLG PIPE | 09900_PG.425 |
| 2390 | 1-1/4X9-1/4 STUD BOLT 316SS FLG STUD | 168 | EA | 25.77 | 4,329.36 | FLG BNG | 02640_PG.217 |
| 2400 | 24X30 FLG BULLHD TEE PERMOX | 3 | EA | 17,630.05 | 52,890.15 | DI FLG FTGS | 09900_PG.425 |
| 2410 | **24"EMO PLUG VLVS BY AG BASIN** | | | | | | |
| 2420 | 24 FLGXFLG DI PIPE PERMOX 1'7" PRIMED IMP | 3 | EA | 3,711.96 | 11,135.88 | DI FLG PIPE | 09900_PG.425 |
| 2430 | 24X20 FLG 90 C110 IMP PERMOX | 3 | EA | 7,335.17 | 22,005.51 | DI FLG FTGS | 09900_PG.425 |
| 2440 | 20 FLGXFLG DIP PERMOX 10'2" PRIMED IMP | 3 | EA | 7,402.18 | 22,206.54 | DI FLG PIPE | 09900_PG.425 |
| 2450 | 20 FLG TEE C110 PERMOX | 3 | EA | 6,764.39 | 20,293.17 | DI FLG FTGS | 09900_PG.425 |
| 2460 | 20 BLIND FLG DI PERMOX | 1 | EA | 3,938.62 | 3,938.62 | DI FLG FTGS | 09900_PG.425 |
| 2470 | 20 FLGXFLG DI PIPE 20' PERMOX | 8 | EA | 12,364.45 | 98,915.60 | DI FLG PIPE | 09900_PG.425 |
| 2480 | 20 FLGXFLG DI 15'6" PERMOX | 1 | EA | 10,232.23 | 10,232.23 | DI FLG PIPE | 09900_PG.425 |
| 2490 | 20 FLGXFLG DI 15'5" PERMOX | 1 | EA | 10,232.23 | 10,232.23 | DI FLG PIPE | 09900_PG.425 |
| 2500 | 20 FLGXFLG DI 11'2" PERMOX | 1 | EA | 8,100.00 | 8,100.00 | DI FLG PIPE | 09900_PG.425 |
| 2510 | 20 FLG 90 C110 PR IMP PERMOX | 1 | EA | 4,841.23 | 4,841.23 | DI FLG FTGS | 09900_PG.425 |
| 2520 | 20 FLG(TAP)XWCXFLG(TAP) 3'1" IMP<br>(WC 1'11")<br>PRIMED TNEMEC N140<br>PERMOX | 1 | EA | 4,514.45 | 4,514.45 | DI FLG PIPE | 09900_PG.425 |
| 2560 | 1-1/8X6-1/4 STUD BOLT 316SS | 20 | EA | 21.07 | 421.40 | FLG BNG | 02640_PG.217 |
| 2570 | 30X1/8 FLG ACC EPDM FF 316SS | 15 | EA | 1,099.94 | 16,499.10 | FLG BNG | |
| 2580 | 24X1/8 FLG ACC EPDM FF 316SS | 9 | EA | 667.63 | 6,008.67 | FLG BNG | |
| 2590 | 20X1/8 FLG ACC EPDM FF 316SS | 22 | EA | 591.83 | 13,020.26 | FLG BNG | |
| 2600 | | | | | | | |
| 2610 | **WATER LEVEL CORRECTION** | | | | | | |
| 2620 | | | | | | | |
| 2630 | **24"EMO PLUG VLVS BY AG BASIN** | | | | | | |
| 2640 | 24 FLGXFLG DI PIPE PERMOX 1'7" PRIMED IMP | 3 | EA | 3,711.96 | 11,135.88 | DI FLG PIPE | 09900_PG.425 |
| 2650 | 24X16 FLG 90 C110 IMP PERMOX | 3 | EA | 6,881.12 | 20,643.36 | DI FLG FTGS | 09900_PG.425 |
| 2660 | 16 FLGXFLG DI PIPE PERMOX 2' PRIMED IMP | 3 | EA | 2,214.45 | 6,643.35 | DI FLG PIPE | 09900_PG.425 |
| 2670 | 16 FLG TEE C110 PERMOX | 3 | EA | 4,967.61 | 14,902.83 | DI FLG FTGS | 09900_PG.425 |
| 2680 | 16 BLIND FLG DI PERMOX | 1 | EA | 2,105.28 | 2,105.28 | DI FLG FTGS | 09900_PG.425 |
| 2690 | 16 FLGXFLG DI PIPE 20' PERMOX | 5 | EA | 9,341.12 | 46,705.60 | DI FLG PIPE | 09900_PG.425 |
| 2700 | 16 FLGXFLG DI 16' PERMOX | 2 | EA | 7,916.67 | 15,833.34 | DI FLG PIPE | 09900_PG.425 |
| 2710 | 16 FLGXFLG DI 10'6" PERMOX | 1 | EA | 5,676.67 | 5,676.67 | DI FLG PIPE | 09900_PG.425 |
| 2720 | 16 FLG 90 C110 PR IMP PERMOX | 1 | EA | 3,052.50 | 3,052.50 | DI FLG FTGS | 09900_PG.425 |
| 2730 | 16 FLGXPE DI PIPE PERMOX 8' PRIMED IMP | 1 | EA | 3,968.89 | 3,968.89 | DI FLG PIPE | 09900_PG.425 |
| 2740 | 16 MJ 90 C153 PERMOX | 1 | EA | 2,277.00 | 2,277.00 | DI MJ FTGS | MC_UTILITES APP LIST |
| 2750 | 24X1/8 FLG ACC EPDM FF 316SS | 9 | EA | 667.63 | 6,008.67 | FLG BNG | |
| 2760 | 16 FLG ACC EPDM FF 316SS | 27 | EA | 311.32 | 8,405.64 | FLG BNG | |
| 2770 | | | | | | | |
| 2780 | **BASIN NPW** | | | | | | |
| 2790 | | | | | | | |
| 2800 | 2 PVC SCH80 PIPE SWB 20' | 700 | FT | 3.52 | 2,464.00 | SCH80 PVC | |
| 2810 | 2 PVC S80 90 HXH 806-020 | 10 | EA | 4.82 | 48.20 | SCH80 PVC | |
| 2820 | 2X2 PVC S80 TEE HXHXH 801-020 | 5 | EA | 17.16 | 85.80 | SCH80 PVC | |
| 2830 | 2X1-1/2 S80 REDUCER CPLG HXH | 7 | EA | 10.46 | 73.22 | SCH80 PVC | |
| 2840 | 1-1/2 PVC SCH80 PIPE SWB 20' | 20 | FT | 2.56 | 51.20 | SCH80 PVC | |
| 2850 | 1-1/2 PVC S80 MALE ADP 836-015 | 7 | EA | 9.16 | 64.12 | SCH80 PVC | |
| 2860 | 76F-107-01A 1-1/2 316SS BALL VLV FIPTXFIPT USA | 7 | EA | 203.60 | 1,425.20 | SST BALL VALVE | |
| 2870 | 1-1/2X36 GALV STL NIPPLE | 7 | EA | 56.03 | 392.21 | GALV FTGS | |

| | | | | | | | |
|---|---|---|---|---|---|---|---|
| 2880 | 1-1/2X1 GALV MI TEE | 7 | EA | 12.55 | 87.85 | GALV FTGS | |
| 2890 | 1X3 GALV STL NIPPLE | 7 | EA | 3.42 | 23.94 | GALV FTGS | |
| 2900 | 1 76F-105-01A SST BALL VALVE DOMESTIC | 7 | EA | 113.35 | 793.45 | SST BALL VALVE | |
| 2910 | 1 BRASS DBL MALE HEX NIPPLE<br>MIP X MALE NPSH DIXON DMH1010 | 7 | EA | 12.42 | 86.94 | BRASS FTGS | |
| 2930 | 1-1/2 THRD BRONZE NIBCO T-311Y<br>ANGLE VALVE W/HANDWHEEL | 7 | EA | 388.34 | 2,718.38 | MISC | |
| 2950 | 1-1/2X3 GALV STL NIPPLE | 14 | EA | 5.05 | 70.70 | GALV FTGS | |
| 2960 | 1-1/2 GALV MI 90 | 7 | EA | 7.59 | 53.13 | GALV FTGS | |
| 2970 | 1-1/2 BRASS MALE X HOSE BARB ADAPTER<br>DIXON BST20 | 7 | EA | 37.45 | 262.15 | BRASS FTGS | |
| 2990 | **NOTE: HOSE, RACK & NOZZLE BY OTHERS** | | | | | | |
| 3000 | | | | | | | |
| 3010 | **BASIN PUMP OUT DRAIN** | | | | | | |
| 3020 | | | | | | | |
| 3030 | JOSAM 32106 FLOOR DRAIN | 3 | EA | 192.42 | 577.26 | DRAIN | DET 8_M00.504 |
| 3040 | 6 PVC SCH80 PIPE SWB 20' | 60 | FT | 19.03 | 1,141.80 | SCH80 PVC | |
| 3050 | 6 PVC S80 90 HXH 806-060 | 9 | EA | 54.82 | 493.38 | SCH80 PVC | |
| 3060 | 6 PVC S80 VANSTONE FLG SPIGOT W/PVC RING 856-060 | 6 | EA | 42.16 | 252.96 | SCH80 PVC | |
| 3070 | 6 316SS HEX BOLT & NUT KIT (PVC)<br>L/GSKT W/8 3/4X4 B&N<br>W/ FLAT WASHERS | 6 | EA | 51.40 | 308.40 | FLG BNG | 02640_PG.217 |
| 3100 | 6 GA FIG B517 FLG PLUG VLV W/GEAR & HW 1-80-13000-505 | 3 | EA | 1,732.96 | 5,198.88 | VALVE PLUG | MC_UTILITES APP LIST |
| 3110 | DIXON 600-AL-SS 6" ADAPTER | 3 | EA | 492.79 | 1,478.37 | QUICK CONNECT | |
| 3120 | DIXON 6" DC 600-DC-SS DUST CAP | 3 | EA | 318.94 | 956.82 | QUICK CONNECT | |
| 3130 | 6X1/8 FLG ACC EPDM FF 316SS | 9 | EA | 72.07 | 648.63 | FLG BNG | |
| 3140 | | | | | | | |
| 3150 | **AGS WAS SURGE TANK PS P/S M37.201, .301, I37.001** | | | | | | |
| 3160 | **NT: PLANS SHOW 6" CONNECT @ PUMP. P&ID SHOW 8". CONTRACTOR TO VERIFY BEFORE ORDERING.** | | | | | | |
| 3170 | | | | | | | |
| 3180 | **INFLUENT** | | | | | | |
| 3190 | | | | | | | |
| 3200 | 12X8 FLG 90 C110 IMP PERMOX | 1 | EA | 2,113.95 | 2,113.95 | DI FLG FTGS | 09900_PG.425 |
| 3210 | 8 FLG(TAP)XWCXFLG(TAP) 2'1" IMP<br>(WC @ CENTER)<br>PRIMED TNEMEC N140<br>PERMOX | 1 | EA | 1,389.78 | 1,389.78 | DI FLG PIPE | DET 6_M00.504 |
| 3250 | 3/4X4 STUD BOLT 316SS | 16 | EA | 6.07 | 97.12 | FLG BNG | 02640_PG.217 |
| 3260 | 8 FLGXFLG DI PIPE PERMOX 5'4" PRIMED IMP | 1 | EA | 1,478.41 | 1,478.41 | DI FLG PIPE | 09900_PG.425 |
| 3270 | 8X6 FLG TEE C110 PERMOX | 1 | EA | 1,342.00 | 1,342.00 | DI FLG FTGS | 09900_PG.425 |
| 3280 | 8 FLGXFLG DI PIPE PERMOX 4'9" PRIMED IMP | 1 | EA | 1,386.37 | 1,386.37 | DI FLG PIPE | 09900_PG.425 |
| 3290 | 8X6 FLG 90 C110 PR IMP PERMOX | 1 | EA | 1,299.04 | 1,299.04 | DI FLG FTGS | 09900_PG.425 |
| 3300 | 6 FLGXFLG DI PIPE PERMOX 1'10" PRIMED IMP | 2 | EA | 602.28 | 1,204.56 | DI FLG PIPE | 09900_PG.425 |
| 3310 | 6 GA FIG B517 FLG PLUG VLV W/GEAR & HW 1-80-13000-505 | 2 | EA | 1,732.96 | 3,465.92 | VALVE PLUG | MC_UTILITES APP LIST |
| 3320 | 6 FLGXFLG DI PIPE PERMOX 11" PRIMED IMP | 2 | EA | 456.82 | 913.64 | DI FLG PIPE | 09900_PG.425 |
| 3330 | 8X1/8 FLG ACC EPDM FF 316SS | 5 | EA | 83.67 | 418.35 | FLG BNG | |
| 3340 | 6X1/8 FLG ACC EPDM FF 316SS | 8 | EA | 72.07 | 576.56 | FLG BNG | |
| 3350 | | | | | | | |
| 3360 | **EFFLUENT** | | | | | | |
| 3370 | | | | | | | |
| 3380 | 6 FLGXFLG DI PIPE PERMOX 1'7" PRIMED IMP | 2 | EA | 602.28 | 1,204.56 | DI FLG PIPE | 09900_PG.425 |
| 3390 | 6 FLG 90 C110 PR IMP PERMOX | 4 | EA | 746.06 | 2,984.24 | DI FLG FTGS | 09900_PG.425 |
| 3400 | 6 FLGXFLG DI PIPE PERMOX 1'2" PRIMED IMP | 2 | EA | 602.28 | 1,204.56 | DI FLG PIPE | 09900_PG.425 |
| 3410 | 6X4 FLG TEE C110 PERMOX | 2 | EA | 1,021.06 | 2,042.12 | DI FLG FTGS | 09900_PG.425 |
| 3420 | 4X2 TAPT BLIND FLG PERMOX | 2 | EA | 370.77 | 741.54 | DI FLG FTGS | 09900_PG.425 |
| 3430 | 2XCL BRASS NIPPLE NO LEAD (I) | 2 | EA | 19.02 | 38.04 | BRASS FTGS | |
| 3440 | 2 WATT LF3003 FIPT DIE UNION LEAD FREE 0009879 | 2 | EA | 316.46 | 632.92 | BRASS FTGS | |
| 3450 | 2XCL 316SS NIPPLE | 2 | EA | 10.09 | 20.18 | SST FTGS | |
| 3460 | V210FP-32 2 316SS BALL VLV FP FIPTXFIPT | 2 | EA | 138.72 | 277.44 | SST BALL VALVE | MC_UTILITES APP LIST |
| 3470 | 2 929 AIR RELEASE VALVE ONLY | 2 | EA | 1,147.06 | 2,294.12 | VALVE AIR | MC_UTILITES APP LIST |
| 3480 | 6 FLGXFLG DI PIPE PERMOX 11" PRIMED IMP<br>TAPT 1/2" @ CENTER | 2 | EA | 640.91 | 1,281.82 | DI FLG PIPE | 09900_PG.425 |
| 3500 | 6 FLG CHECK VALVE SWING<br>W/LIMIT SWITCH | 2 | EA | 3,183.92 | 6,367.84 | VALVE CHECK | 13310_PG.565 |
| 3520 | 6 GA FIG B517 FLG PLUG VLV W/GEAR & HW 1-80-13000-505 | 2 | EA | 1,732.96 | 3,465.92 | VALVE PLUG | MC_UTILITES APP LIST |
| 3530 | 6 FLGXFLG DI PIPE PERMOX 1'4" PRIMED IMP | 2 | EA | 529.55 | 1,059.10 | DI FLG PIPE | 09900_PG.425 |
| 3540 | 6 FLG TEE C110 PERMOX | 2 | EA | 949.89 | 1,899.78 | DI FLG FTGS | 09900_PG.425 |
| 3550 | 6X2 TAPT BLIND FLG PERMOX | 2 | EA | 502.12 | 1,004.24 | DI FLG FTGS | 09900_PG.425 |
| 3560 | 2X1/2 BRASS BUSHING NL (I) NO LEAD | 2 | EA | 27.43 | 54.86 | BRASS FTGS | |
| 3570 | 1/2X2 BRASS NIPPLE NO LEAD (I) | 2 | EA | 4.08 | 8.16 | BRASS FTGS | |
| 3580 | 1/2 WATT LF3003 FIPT DIE UNION NO LEAD 0009874 | 2 | EA | 47.76 | 95.52 | BRASS FTGS | |
| 3590 | 1/2 MIPXFIP ASHCROFT V02 316SS GAUGE VALVE | 2 | EA | 312.90 | 625.80 | PRESS GAUGE | |
| 3600 | 6 FLGXFLG DI PIPE PERMOX 2'4" PRIMED IMP | 2 | EA | 673.87 | 1,347.74 | DI FLG PIPE | 09900_PG.425 |
| 3610 | 8X6 FLG 90 C110 PR IMP PERMOX | 1 | EA | 1,082.53 | 1,082.53 | DI FLG FTGS | 09900_PG.425 |
| 3620 | 8X6 FLG TEE C110 PERMOX | 1 | EA | 1,342.00 | 1,342.00 | DI FLG FTGS | 09900_PG.425 |
| 3630 | 8 FLGXFLG DI PIPE PERMOX 4'10" PRIMED IMP | 1 | EA | 1,386.37 | 1,386.37 | DI FLG PIPE | 09900_PG.425 |

| | | | | | | | |
|---|---|---|---|---|---|---|---|
| 3640 | 8 FLGXFLG DI PIPE PERMOX 8' PRIMED IMP | 1 | EA | 1,939.78 | 1,939.78 | DI FLG PIPE | 09900_PG.425 |
| 3650 | **CLAMP ON FLOWMETER BY OTHERS** | | | | | | |
| 3660 | 8 FLG 90 C110 PR IMP PERMOX | 1 | EA | 1,129.12 | 1,129.12 | DI FLG FTGS | 09900_PG.425 |
| 3670 | 8 FLGXPE DI PIPE PERMOX 6' PRIMED IMP | 1 | EA | 1,570.46 | 1,570.46 | DI FLG PIPE | 09900_PG.425 |
| 3680 | 8X1/8 FLG ACC EPDM FF 316SS | 5 | EA | 83.67 | 418.35 | FLG BNG | |
| 3690 | 6X1/8 FLG ACC EPDM FF 316SS | 26 | EA | 72.07 | 1,873.82 | FLG BNG | |
| 3700 | **PAGE BREAK** | | | | | | |
| 3710 | **ARV/PI DRAIN PIPING** | | | | | | |
| 3720 | | | | | | | |
| 3730 | 2 S80 MALE ADPT BRASS MIPTXH 836-020BR | 2 | EA | 212.47 | 424.94 | SCH80 PVC | |
| 3750 | 2 PVC SCH80 PIPE SWB 20' | 40 | FT | 3.52 | 140.80 | SCH80 PVC | |
| 3760 | 2 PVC S80 90 HXH 806-020 | 5 | EA | 4.82 | 24.10 | SCH80 PVC | |
| 3770 | 2X2 PVC S80 TEE HXHXH 801-020 | 2 | EA | 17.16 | 34.32 | SCH80 PVC | |
| 3780 | 2X1/2 PVC SCH80 RED CPLG HXH 829-247 | 2 | EA | 10.46 | 20.92 | SCH80 PVC | |
| 3800 | 4X2 PVC S80 TEE HXH 801-420 | 1 | EA | 34.36 | 34.36 | SCH80 PVC | |
| 3810 | 4X2 PVC S80 RED HXH 829-420 | 1 | EA | 48.93 | 48.93 | SCH80 PVC | |
| 3820 | 4 PVC SCH80 PIPE SWB 20' | 40 | FT | 10.58 | 423.20 | SCH80 PVC | |
| 3830 | 1/2X2 BRASS NIPPLE NO LEAD (I) | 4 | EA | 4.08 | 16.32 | BRASS FTGS | |
| 3840 | 1/2 BRASS TEE NO LEAD (I) | 2 | EA | 7.45 | 14.90 | BRASS FTGS | |
| 3850 | 1/2 WATT LF3003 FIPT DIE UNION NO LEAD 0009874 | 2 | EA | 47.76 | 95.52 | BRASS FTGS | |
| 3860 | 1/2XCL 316SS NIPPLE | 2 | EA | 2.08 | 4.16 | SST FTGS | |
| 3870 | MERIT V210FP-08 1/2IN T-316 SS BALL VALVE FULL PORT 2-PIECE 1000 WOG | 2 | EA | 29.96 | 59.92 | SST BALL VALVE | MC_UTILITES APP LIST |
| 3880 | 1/2X1/2 201 ASHCROFT DIAPHRAGM SEAL, 316SS W/ 1/4" FLUSH PORT | 2 | EA | 588.13 | 1,176.26 | PRESS GAUGE | 13310_PG.565 |
| 3900 | 4-1/2 1279AS PRESSURE GAUGE 0-200 PSI 1/2 LOWER CONNECTION | 2 | EA | 164.34 | 328.68 | PRESS GAUGE | 13310_PG.565 |
| 3910 | 1/2 S80 MALE ADPT BRASS MIPTXH 836-005BR | 2 | EA | 34.55 | 69.10 | SCH80 PVC | |
| 3930 | 1/2 PVC SCH80 PIPE PE 20' | 20 | FT | 0.85 | 17.00 | SCH80 PVC | |
| 3940 | 1/2 PVC S80 90 HXH 806-005 | 2 | EA | 1.35 | 2.70 | SCH80 PVC | |
| 3950 | | | | | | | |
| 3960 | | | | | | | |
| 3970 | **PRICING VALID FOR 180 DAYS** | | | | | | |
| **Sub Total** | | | | | **1,942,710.22** | | |
| Freight | | | | | | | |
| Delivery | | | | | | | |
| Backcharge | | | | | | | |
| Restock | | | | | | | |
| Other | | | | | | | |
| **Lump Sum Disc.** | | | | | | | |
| **Tax** | | | | | 116,612.61 | | |
| **Total** | | | | | **2,059,322.83** | | |

### Bid Notes

*NO DOMESTIC REQUIREMENTS FOUND *P/ 11421_1.01-2 AGS supplier is solely responsible for providing a complete blower system

**UNLESS OTHERWISE SPECIFIED HEREIN, PRICES QUOTED ARE VALID IF ACCEPTED BY CUSTOMER AND PRODUCTS ARE RELEASED BY CUSTOMER FOR MANUFACTURE WITHIN THIRTY (30) CALENDAR DAYS FROM THE DATE OF THIS QUOTATION. CORE & MAIN LP RESERVES THE RIGHT TO INCREASE PRICES TO ADDRESS FACTORS, INCLUDING BUT NOT LIMITED TO, GOVERNMENT REGULATIONS, TARIFFS, TRANSPORTATION, FUEL AND RAW MATERIAL COSTS. DELIVERY WILL COMMENCE BASED UPON MANUFACTURER LEAD TIMES. ANY MATERIAL DELIVERIES DELAYED BEYOND MANUFACTURER LEAD TIMES MAY BE SUBJECT TO PRICE INCREASES AND/OR APPLICABLE STORAGE FEES. THIS BID PROPOSAL IS CONTINGENT UPON BUYER'S ACCEPTANCE OF SELLER'S TERMS AND CONDITIONS OF SALE, AS MODIFIED FROM TIME TO TIME,**
https://coreandmain.com/terms-of-sale/

**THIS BID MAY INCLUDE GLOBALLY SOURCED (IMPORTED) MATERIALS THAT ARE SUBJECT TO CHANGING TARIFFS. PRICES ARE SUBJECT TO CHANGE DUE TO POTENTIAL ADDITIONAL TARIFFS IMPOSED BY THE U.S. GOVERNMENT. IF IMPOSED, PRICES WILL INCREASE BY THE SAME PERCENTAGE AND WILL BE EFFECTIVE ON THE DATE THAT THE NEW TARIFFS ARE IMPLEMENTED. THESE ITEMS SHOULD BE PURCHASED WITH HASTE TO AVOID ANY ADDITIONAL RISING TARIFF COSTS.**

| System/Location | Addenda | Description | Qty | UOM | Unit Cost | Amount | Item Notes | Tag |
|---|---|---|---|---|---|---|---|---|
| **00.5" DR** | | | | | | **81** | | |
| **AGS INFLUENT PS** | | | | | | **81** | | |
| | | 1/2" X 20' IPS SCH80 PE GRAY PVC PIPE | 40 | FT | 1.13 | 45 | | |
| | | 1/2" PVC SCH 80 SLIP X MIP ADPT | 4 | EA | 3.25 | 13 | | |
| | | 1/2" PVC SCH 80 SLIP UNION W/ EPDM O-RING | 4 | EA | 5.61 | 22 | | |
| **01" DR** | | | | | | **254** | | |
| **WAS SURGE TANK PS** | | | | | | **254** | | |
| | | 1" X 20' IPS SCH80 PE GRAY PVC PIPE | 20 | FT | 2.24 | 45 | | |
| | | 1" PVC SCH 80 SLIP 90 ELL | 4 | EA | 3.16 | 13 | | |
| | | 1" PVC SCH 80 SLIP X MIP ADPT | 2 | EA | 6.20 | 12 | | |
| | | 1" SCH 80 PVC BALL VALVE TRU-UNION W/ SOLVENT WELD ENDS & LEVER OP / EPDM SEALS | 2 | EA | 92.18 | 184 | | |
| **01" NPW** | | | | | | **20,355** | | |
| **AGS BASINS** | | | | | | **20,355** | | |
| | | 1" STAINLESS STEEL ADAPTER (MALE QC) X MALE NPT QUICK DISCONNECTS | 7 | EA | 37.54 | 263 | | |
| | | 1" BRASS ADAPTER (MALE QC) X MALE NPT QUICK DISCONNECTS (DWG. M00.505/5) | 7 | EA | 48.60 | 340 | | |
| | | 1" X 4" DIELECTRIC THREADED NIPPLE | 14 | EA | 24.90 | 349 | | |
| | | 1" SCH40S 316L SSTL PIPE PE | 60 | FT | 9.00 | 540 | | |
| | | 1" 316 SSTL 150# THREADED 90 ELL | 21 | EA | 6.50 | 137 | | |
| | | 1" 316 SSTL 150# THREADED UNION | 7 | EA | 16.81 | 118 | | |
| | | 1/2" TO 1 1/4" SSTL CLAMPS SSTL CLAMP STAINLESS STEEL WORM CLAMP (DWG. M00.505/2) | 14 | EA | 18.75 | 263 | | |
| | | 1" THREADED BRONZE RISING STEM ANGLE VALVE W/ HANDWHEEL (DWG. M00.505/2) | 7 | EA | 709.38 | 4,966 | | |
| | | 1" 2 PIECE THREADED BRASS BALL VALVE W/ LEVER OP (DWG. M00.505/5) | 7 | EA | 38.85 | 272 | | |
| | | 1" 2 PIECE THREADED 316 STAINLESS BALL VALVE W/ LEVER OP | 7 | EA | 96.40 | 675 | | |
| | | RAIL MOUNT HOSE RACK - 316 STAINLESS STEEL 50' HOSE CAPACITY (SIMILAR TO DWG. M00.505/2) | 7 | EA | 1,218.75 | 8,531 | | |
| | | 1" X 25' EPDM WASHDOWN HOSE (DWG. M00.505/2) | 7 | EA | 315.56 | 2,209 | | |
| | | 1" MPT X BRASS STRAIGHT SMOOTH BORE FIRE NOZZLE (DWG. M00.505/5) | 7 | EA | 242.06 | 1,694 | | |
| **02" DR** | | | | | | **1,787** | | |
| **AGS INFLUENT PS** | | | | | | **1,251** | | |
| | | 2" FLG ACC PKS - 316 B8M SSTL HEAVY HEX - CL 125/150 FLANGE W/ SBR GASKET (PVC80 X DI) | 1 | EA | 41.19 | 41 | | |
| | | 2" X 20' IPS SCH80 PE GRAY PVC PIPE | 140 | FT | 4.83 | 676 | | |
| | | 2" PVC SCH 80 SLIP 90 ELL | 25 | EA | 5.48 | 137 | | |
| | | 2" PVC SCH 80 SLIP X MIP ADPT | 10 | EA | 15.06 | 151 | | |
| | | 2" PVC SCH 80 SLIP X FIP UNION W/ EPDM O-RING | 5 | EA | 46.39 | 232 | | |
| | | 2" PVC SCH 80 SOC VAN STONE FLG W/ PVC RING | 1 | EA | 14.01 | 14 | | |
| **WAS SURGE TANK PS** | | | | | | **536** | | |
| | | 2" X 20' IPS SCH80 PE GRAY PVC PIPE | 60 | FT | 4.83 | 290 | | |
| | | 2" PVC SCH 80 SLIP 90 ELL | 7 | EA | 5.48 | 38 | | |
| | | 2" PVC SCH 80 SLIP TEE | 2 | EA | 19.51 | 39 | | |
| | | 2" X 1" PVC SCH 80 SLIP RED COUP | 2 | EA | 11.89 | 24 | | |
| | | 2" PVC SCH 80 SLIP X MIP ADPT | 4 | EA | 15.06 | 60 | | |
| | | 2" SCH 80 PVC BALL VALVE TRU-UNION W/ SOLVENT WELD ENDS & LEVER OP / EPDM SEALS | 2 | EA | 42.27 | 85 | | |
| **02" NPW** | | | | | | **18,479** | | |
| **YARD PIPING PLAN 3** | | | | | | **2,850** | | |
| | | 2" SCH40S 316L SSTL PIPE PE | 140 | FT | 18.85 | 2,639 | | |
| | | 2" 316 SSTL 150# THREADED 90 ELL | 4 | EA | 18.23 | 73 | | |
| | | 2" 316 SSTL 150# THREADED COUPLING | 7 | EA | 19.66 | 138 | | |
| **YARD PIPING PLAN 4** | | | | | | **5,664** | | |
| | | 2" X 4" DIELECTRIC THREADED NIPPLE | 6 | EA | 49.92 | 300 | | |
| | | 2" SCH40S 316L SSTL PIPE PE | 120 | FT | 18.85 | 2,262 | | |
| | | 2" 316 SSTL 150# THREADED 90 ELL | 6 | EA | 18.23 | 109 | | |
| | | 2" 316 SSTL 150# THREADED COUPLING | 9 | EA | 19.66 | 177 | | |
| | | 2" FIP X FIP BALL TYPE CURB STOP-TOP W/ TEE-HEAD | 3 | EA | 376.14 | 1,128 | | |
| | | 60-84" ADJUSTABLE 2-1/2" SHAFT - SCREW TYPE 2 PC CURB BOX COMPLETE W/ LID | 3 | EA | 562.50 | 1,688 | | |
| **AGS BASINS** | | | | | | **9,965** | | |
| | | 2" X 4" DIELECTRIC THREADED NIPPLE | 1 | EA | 49.93 | 50 | | |
| | | 2" SCH40S 316L SSTL PIPE PE | 500 | FT | 18.85 | 9,425 | | |
| | | 2" 316 SSTL 150# THREADED 90 ELL | 17 | EA | 18.22 | 310 | | |
| | | 2" X 1" 316 SSTL 150# THREADED COUPLING | 3 | EA | 20.48 | 61 | | |
| | | 2" 316 SSTL 150# THREADED UNION | 1 | EA | 39.35 | 39 | | |
| | | 2" 316 SSTL 150# THREADED TEE | 3 | EA | 26.62 | 80 | | |
| **04" ALP** | | | | | | **1,617** | | *** |
| **AGS BASINS** | | | | | | **1,617** | | *** |
| | | 4" FLG ACC PKS - 316 B8M SSTL HEAVY HEX - CL 125/150 FLANGE W/ EPDM GASKET (SST X EQPT) | 3 | EA | 102.63 | 308 | | |
| | | 4" LUG BOLT SET CL 125/150 FLG-316 B8M SSTL-CAP BOLTS NO NUTS (NO-GASKET) (SST X SST-LUG-BFV) | 18 | EA | 72.74 | 1,309 | | |
| | | 4" LUG PATTERN (CL 150) 316 SSTL HIGH PERFORMANCE BUTTERFLY VALVE W/ GEAR OPERATOR W/ HANDWHEEL (BY OTHERS) | 3 | EA | - | - | | *** |
| | | 4" LUG PATTERN (CL 150) 316 SSTL HIGH PERFORMANCE BUTTERFLY VALVE W/ EMO/ OPEN-CLOSE (BY OTHERS) | 6 | EA | - | - | | *** |
| **04" DR** | | | | | | **24,333** | | |
| **YARD PIPING PLAN 1** | | | | | | **22,390** | | |
| | | 4" C153 FOR PVC PIPE MJ BIT COATED / PERMOX LINED DI 45 ELL | 7 | EA | 319.09 | 2,234 | | |
| | | 4" C153 FOR PVC PIPE MJ BIT COATED / PERMOX LINED DI WYE | 9 | EA | 587.54 | 5,288 | | |
| | | 4" C153 FOR PVC PIPE MJ BIT COATED / PERMOX LINED DI PLUG | 8 | EA | 240.17 | 1,921 | | |

Report by SYSTEM

| | | | | | | | |
|---|---|---|---|---|---|---|---|
| | | 4" C153 FOR PVC PIPE MJ BIT COATED / PERMOX LINED DI LONG SLEEVE | 1 | EA | 319.09 | 319 | |
| | | 4" X 2" C153 FOR PVC PIPE MJ BIT COATED / PERMOX LINED DI TAPT CAP | 1 | EA | 312.91 | 313 | |
| | | 4" X 2" C153 FOR PVC PIPE MJ BIT COATED / PERMOX LINED DI TAPT TEE | 5 | EA | 636.36 | 3,182 | |
| | | 4" MJ GLAND PACKS-C153 COR BLUE B&N'S W/ SBR GASKET | 8 | EA | 196.34 | 1,571 | |
| | | 4" WEDGE FITTING RESTRAINT MJ GLAND PACK-SBR GASKET-COR-BLUE B&N'S-FOR DI PIPE | 1 | EA | 66.50 | 67 | |
| | | 4" WEDGE FITTING RESTRAINT MJ GLAND PACK-SBR GASKET-COR-BLUE B&N'S-FOR CI OD PVC PIPE | 37 | EA | 73.50 | 2,720 | |
| | | 8" X 1'6" PE X WC X PE 316 SSTL WALL SLEEVES | 1 | EA | 812.50 | 813 | |
| | | 4" MODEL S-316 MODULAR SEAL FOR DI/CI OD PVC/DIPS HDPE FOR STEEL WALL SLEEVE (QUOTED PER LINK-REQUIRES 7 EA-LS-410S LINKS PER SEAL) | 14 | EA | 16.03 | 224 | |
| | | 4" DR18/ PR235 C900 BJ GSKT PVC PIPE-GREEN | 300 | FT | 5.80 | 1,740 | |
| | | CI CLEANOUT BOX & FRAME W/ LID | 4 | EA | 500.00 | 2,000 | |
| **AGS INFLUENT PS** | | | | | | **1,943** | |
| | | 4" X 4'6" DI SPOOL PIECE PERMOX LINED W/ 125# FLG X PE | 1 | EA | 787.95 | 788 | |
| | | 4" X 2" C110 FLG PRIME COATED / PERMOX LINED DI TEE | 1 | EA | 710.91 | 711 | |
| | | 4" C110 BLIND FLG PRIME COATED / PERMOX LINED DI BLIND FLG | 1 | EA | 328.02 | 328 | |
| | | 4" FLG ACC PKS - 316 B8M SSTL HEAVY HEX - CL 125/150 FLANGE W/ SBR GASKET (DI X DI) | 2 | EA | 58.10 | 116 | |
| **04" NPW** | *** | | | | | **28,652** | *** |
| **YARD PIPING PLAN 2** | *** | | | | | **7,108** | *** |
| | | 4" PC350 DUCTILE IRON PIPE PUSH JNT CEMENT LINED-BITUMINOUS COATED | 40 | FT | 60.63 | 2,425 | |
| | | 4" REST JNT GASKETS EPDM | 2 | EA | 156.12 | 312 | |
| | | 4" C153 MJ BIT COATED / CEMENT LINED DI 90 ELL | 1 | EA | 112.50 | 113 | |
| | ADI | 4" C153 MJ BIT COATED / CEMENT LINED DI 45 ELL | 4 | EA | 93.75 | 375 | |
| | ADI | 4" WEDGE FITTING RESTRAINT MJ GLAND PACK-EPDM GASKETS-COR-BLUE B&N'S-FOR DI PIPE | 13 | EA | 116.50 | 1,515 | |
| | | 6" DR18/ PR235 C900 BJ GSKT PVC PIPE-BLUE | 20 | FT | 11.79 | 236 | RISER PIPE FOR VALVE BOX PER C00.506/UW2 |
| | | 4" C515 MECH JT NRS GATE VALVE LESS ACC W/ 2" OP NUT (NO GEAR) | 1 | EA | 908.58 | 909 | |
| | | 19-22" HEAVY DUTY 5-1/4" SHAFT - SCREW TYPE 2 PC VALVE BOX COMPLETE W/ LID (DWG. C00.506/UW-2) | 1 | EA | 437.50 | 438 | |
| | | 3'0" 316 SSTL PIPE EXTENSION STEM-SOCKET X NUT W/CENTERING COLLAR | 1 | EA | 786.94 | 787 | |
| **YARD PIPING PLAN 4** | *** | | | | | **18,699** | *** |
| | | 4" PC350 DUCTILE IRON PIPE PUSH JNT CEMENT LINED-BITUMINOUS COATED | 180 | FT | 60.63 | 10,913 | |
| | | 4" REST JNT GASKETS EPDM | 9 | EA | 156.11 | 1,405 | |
| | ADI | 4" C153 MJ BIT COATED / CEMENT LINED DI 45 ELL | 8 | EA | 93.75 | 750 | |
| | | 4" X 2" C153 MJ BIT COATED / CEMENT LINED DI TAPT CAP | 1 | EA | 87.75 | 88 | |
| | | 4" X 2" C153 MJ BIT COATED / CEMENT LINED DI TAPT TEE | 2 | EA | 189.00 | 378 | |
| | ADI | 4" WEDGE FITTING RESTRAINT MJ GLAND PACK-EPDM GASKETS-COR-BLUE B&N'S-FOR DI PIPE | 24 | EA | 116.50 | 2,796 | |
| | | 6" DR18/ PR235 C900 BJ GSKT PVC PIPE-BLUE | 20 | FT | 11.79 | 236 | RISER PIPE FOR VALVE BOX PER C00.506/UW2 |
| | | 4" C515 MECH JT NRS GATE VALVE LESS ACC W/ 2" OP NUT (NO GEAR) | 1 | EA | 908.57 | 909 | |
| | | 19-22" HEAVY DUTY 5-1/4" SHAFT - SCREW TYPE 2 PC VALVE BOX COMPLETE W/ LID (DWG. C00.506/UW-2) | 1 | EA | 437.50 | 438 | |
| | | 3'0" 316 SSTL PIPE EXTENSION STEM-SOCKET X NUT W/CENTERING COLLAR | 1 | EA | 786.93 | 787 | |
| **YARD PIPING PLAN 5** | **ADD1** | | | | | **2,064** | |
| | ADI | 4" PC350 DUCTILE IRON PIPE PUSH JNT CEMENT LINED-BITUMINOUS COATED | 20 | FT | 60.63 | 1,213 | |
| | ADI | 4" REST JNT GASKETS EPDM | 1 | EA | 156.11 | 156 | |
| | ADI | 4" C153 MJ BIT COATED / CEMENT LINED DI 90 ELL | 1 | EA | 112.50 | 113 | |
| | ADI | 4" WEDGE FITTING RESTRAINT MJ GLAND PACK-EPDM GASKETS-COR-BLUE B&N'S-FOR DI PIPE | 5 | EA | 116.50 | 583 | |
| **AGS BASINS** | | | | | | **781** | |
| | | 4" X 5'0" DI SPOOL PIECE CEMENT LINED W/ 125# FLG X PE | 1 | EA | 539.46 | 539 | |
| | | 4" C110 BLIND FLG PRIME COATED / CEMENT LINED DI BLIND FLG W-2" IP TAP | 1 | EA | 138.75 | 139 | |
| | | 4" FLG ACC PKS - 316 B8M SSTL HEAVY HEX - CL 125/150 FLANGE W/ EPDM GASKET (DI X DI) | 1 | EA | 102.62 | 103 | |
| **06" DR** | | | | | | **59,995** | *** |
| **AGS BASINS** | | | | | | **59,995** | *** |
| | | 6" PC350 DUCTILE IRON PIPE PUSH JNT PERMOX LINED-BITUMINOUS COATED | 260 | FT | 61.99 | 16,117 | |
| | | 6" REST JNT GASKETS SBR | 13 | EA | 129.49 | 1,683 | |
| | | 6" C153 MJ BIT COATED / PERMOX LINED DI 90 ELL | 6 | EA | 537.30 | 3,224 | |
| | | 6" WEDGE FITTING RESTRAINT MJ GLAND PACK-SBR GASKET-COR-BLUE B&N'S-FOR DI PIPE | 12 | EA | 85.00 | 1,020 | |
| | | 6" X 2'0" DI SPOOL PIECE PERMOX LINED W/ 125# FLG X FLG | 3 | EA | 724.86 | 2,175 | |
| | | 6" X 7'0" DI SPOOL PIECE PERMOX LINED W/ 125# FLG X PE | 3 | EA | 1,404.66 | 4,214 | |
| | | 6" C110 FLG PRIME COATED / PERMOX LINED DI 90 ELL | 3 | EA | 735.61 | 2,207 | |
| | | 6" X 5'0" FLG X WC X PE TAPPED FOR STUDS WALL PIPE PERMOX LINED (DWG. M00.504/7) | 3 | EA | 1,485.77 | 4,457 | |
| | | 6" FLG ACC PKS - 316 B8M SSTL HEAVY HEX - CL 125/150 FLANGE W/ SBR GASKET (DI X DI) | 6 | EA | 86.00 | 516 | |
| | | 6" FLG ACC PKS - 316 B8M SSTL HEAVY HEX - CL 125/150 FLANGE W/ SBR GASKET (DI X PV) | 3 | EA | 86.00 | 258 | |
| | | 6" STUD KIT CL 125/150 FLG-316 SSTL W/ SBR GASKET (MV X DIWP) (SUBMERGED) | 3 | EA | 166.09 | 498 | |
| | | 6" FLANGE ISOLATION KIT W/ 150# 316 B8M SSTL HEAVY HEX BN&G'S & TYPE "E" FULL FACED NEOPRENE GSKT-DBL WASHER - MYLAR SLEEVES (PV X SST-CAMLOCK) | 3 | EA | 294.38 | 883 | |
| | | 6" STAINLESS STEEL ADAPTER (MALE QC) X 150# ANSI FLANGE QUICK DISCONNECTS | 3 | EA | 466.86 | 1,401 | |

| | | | | | | | |
|---|---|---|---|---|---|---|---|
| | | 6" 316 SSTL BODY MUD VALVES NON RISING STEM FLANGED END ON VALVE ASSEMBLY W/25'0" EXT STEM, STEM GUIDES & OPERATOR | 3 | EA | 5,395.00 | 16,185 | |
| | | 6" 125LB FLG IRON BODY PLUG VALVE 100% PORT W/ GEAR OPERATOR/ HANDWHEEL | 3 | EA | 1,718.75 | 5,156 | *** |
| **06" LC** | | | | | | **5,237** | |
| **YARD PIPING PLAN 3** | | | | | | **5,237** | |
| | | 6" C153 FOR PVC PIPE MJ BIT COATED / PERMOX LINED DI 90 ELL | 3 | EA | 537.30 | 1,612 | |
| | | 6" WEDGE FITTING RESTRAINT MJ GLAND PACK-SBR GASKET-COR-BLUE B&N'S-FOR CI OD PVC PIPE | 8 | EA | 95.00 | 760 | |
| | | 6" SERRATED RESTRAINT HARNESS W\304 SSTL B&N'S-FOR CIOD PVC PIPE | 7 | EA | 173.50 | 1,215 | |
| | | 6" DR18/ PR235 C900 BJ GSKT PVC PIPE-GREEN | 140 | FT | 11.79 | 1,651 | |
| **06" NPW** | **ADD1** | | | | | **6,560** | |
| **YARD PIPING PLAN 5** | **ADD1** | | | | | **6,560** | |
| | ADD | DRY BARREL FIRE HYDRANT 5 1/4" VO 2 WAY W/ 6" MJ INLET 5'0" BURY (C00.506/UW-5) | 1 | EA | 4,116.85 | 4,117 | |
| | ADD | 6" C515 MECH JT NRS GATE VALVE LESS ACC W/ 2" OP NUT (NO GEAR) | 1 | EA | 1,218.28 | 1,218 | |
| | ADD | 19-22" HEAVY DUTY 5-1/4" SHAFT - SCREW TYPE 2 PC VALVE BOX COMPLETE W/ LID (DWG. C00.506/UW-2) | 1 | EA | 437.50 | 438 | |
| | ADD | 3'0" 316 SSTL PIPE EXTENSION STEM-SOCKET X NUT W/CENTERING COLLAR | 1 | EA | 786.94 | 787 | |
| **06" WAS** | | | | | | **34,212** | *** |
| **WAS SURGE TANK PS** | | | | | | **34,212** | *** |
| | | 6" X 1'0" DI SPOOL PIECE PERMOX LINED W/ 125# FLG X FLG | 2 | EA | 549.76 | 1,100 | |
| | | 6" X 1'0" DI SPOOL PIECE PERMOX LINED W/ 125# FLG X FLG W/(1) 1/2" FPT TAP & (1) 1" FPT TAP | 2 | EA | 995.24 | 1,990 | |
| | | 6" X 1'6" DI SPOOL PIECE PERMOX LINED W/ 125# FLG X FLG | 6 | EA | 637.31 | 3,824 | |
| | | 6" X 2'0" DI SPOOL PIECE PERMOX LINED W/ 125# FLG X FLG | 2 | EA | 724.86 | 1,450 | |
| | | 6" X 2'6" DI SPOOL PIECE PERMOX LINED W/ 125# FLG X FLG | 2 | EA | 812.42 | 1,625 | |
| | | 6" C110 FLG PRIME COATED / PERMOX LINED DI 90 ELL | 4 | EA | 735.61 | 2,942 | |
| | | 6" C110 FLG PRIME COATED / PERMOX LINED DI TEE | 2 | EA | 936.67 | 1,873 | |
| | | 6" X 2" C110 FLG PRIME COATED / PERMOX LINED DI TEE | 2 | EA | 990.89 | 1,982 | |
| | | 6" C110 BLIND FLG PRIME COATED / PERMOX LINED DI BLIND FLG W-2" IP TAP | 2 | EA | 532.49 | 1,065 | |
| | | 6" FLG ACC PKS - 316 B8M SSTL HEAVY HEX - CL 125/150 FLANGE W/ SBR GASKET (DI X CV) | 2 | EA | 86.00 | 172 | |
| | | 6" FLG ACC PKS - 316 B8M SSTL HEAVY HEX - CL 125/150 FLANGE W/ SBR GASKET (DI X DI) | 20 | EA | 86.00 | 1,720 | |
| | | 6" FLG ACC PKS - 316 B8M SSTL HEAVY HEX - CL 125/150 FLANGE W/ SBR GASKET (DI X EQPT) | 4 | EA | 86.00 | 344 | |
| | | 6" FLG ACC PKS - 316 B8M SSTL HEAVY HEX - CL 125/150 FLANGE W/ SBR GASKET (DI X PV) | 6 | EA | 86.00 | 516 | |
| | | 6" FLG ACC PKS - 316 B8M SSTL HEAVY HEX - CL 125/150 FLANGE W/ SBR GASKET (PV X CV) | 2 | EA | 86.00 | 172 | |
| | | 6" 125LB FLG IRON BODY PLUG VALVE 100% PORT W/ GEAR OPERATOR/ HANDWHEEL | 2 | EA | 1,718.75 | 3,438 | *** |
| | | 6" 125LB FLG IRON BODY PLUG VALVE 100% PORT W/ GEAR OPERATOR/ CHAIN WHEEL (6'0" CL-AFF) | 2 | EA | 2,375.00 | 4,750 | *** |
| | | 6" 125/150LB FLG IRONBODY AWWA SWING CHECK VALVE W/ OL & W-NO LIMIT SWITCH (SEE P&ID I37.001) | 2 | EA | 2,625.00 | 5,250 | *** |
| **06" WAS, 2" ARV** | | | | | | **4,892** | *** |
| **WAS SURGE TANK PS** | | | | | | **4,892** | *** |
| | | 2" FLG ACC PKS - 316 B8M SSTL HEAVY HEX - CL 125/150 FLANGE W/ SBR GASKET (SST X SST-BV) | 2 | EA | 41.20 | 82 | |
| | | 2" FLANGE ISOLATION KIT W/ 150# 316 B8M SSTL HEAVY HEX BN&G'S & TYPE "E" FULL FACED NEOPRENE GSKT-DBL WASHER - MYLAR SLEEVES (DI X SST-BV) | 2 | EA | 96.09 | 192 | |
| | | 2" X 4" DIELECTRIC THREADED NIPPLE | 2 | EA | 49.92 | 100 | |
| | | 2" 316 SSTL 150# THREADED FLANGE | 2 | EA | 67.60 | 135 | |
| | | 2" SPLIT BODY FLANGED 316 STAINLESS BALL VALVE W/ LEVER OP | 2 | EA | 1,447.66 | 2,895 | *** |
| | | 2" IRONBODY - VALVE ONLY WASTEWATER AIR RELEASE W/ FIP THREADED INLET & OUTLET | 2 | EA | 743.75 | 1,488 | *** |
| **06" WAS, 2" BLV** | | | | | | **569** | |
| **WAS SURGE TANK PS** | | | | | | **569** | |
| | | 2" X 4" DIELECTRIC THREADED NIPPLE | 2 | EA | 49.92 | 100 | |
| | | 2" 2 PIECE THREADED 316 STAINLESS BALL VALVE W/ LEVER OP | 2 | EA | 234.75 | 470 | |
| **06" WAS, PIA** | | | | | | **261** | |
| **WAS SURGE TANK PS** | | | | | | **261** | |
| | | 1/2" X 3" DIELECTRIC THREADED NIPPLE | 2 | EA | 16.36 | 33 | |
| | | 1/2" 316 SSTL 150# THREADED TEE | 2 | EA | 4.63 | 9 | |
| | | 1/2" X 4" 316 SSTL SCH 40 THREADED NIPPLE | 6 | EA | 3.58 | 21 | |
| | | 1/2" 2 PIECE THREADED 316 STAINLESS BALL VALVE W/ LEVER OP | 4 | EA | 49.43 | 198 | |
| **08" ALP** | | | | | | **9,684** | |
| **AGS BASINS** | | | | | | **9,684** | |
| | | 8" FLG ACC PKS - 316 B8M SSTL HEAVY HEX - CL 125/150 FLANGE W/VITON TORUSEAL GASKET (SST X PVC80-EQPT) (SUBMERGED) | 12 | EA | 403.49 | 4,842 | |
| | | 8" FLG ACC PKS - 316 B8M SSTL HEAVY HEX - CL 125/150 FLANGE W/VITON TORUSEAL GASKET (SST X SST) | 12 | EA | 403.49 | 4,842 | |
| **08" NPW** | *** | | | | | **54,606** | *** |
| **YARD PIPING PLAN 2** | | | | | | **9,690** | *** |
| | | 8" PC350 DUCTILE IRON PIPE PUSH JNT CEMENT LINED-BITUMINOUS COATED | 20 | FT | 59.41 | 1,188 | |
| | | 8" REST JNT GASKETS EPDM | 1 | EA | 265.22 | 265 | |
| | | 8" X 4" C153 MJ BIT COATED / CEMENT LINED DI TEE | 1 | EA | 283.50 | 284 | |
| | | 8" C153 MJ BIT COATED / CEMENT LINED DI LONG SLEEVE | 1 | EA | 266.25 | 266 | |
| | | 8" WEDGE FITTING RESTRAINT MJ GLAND PACK-EPDM GASKETS-COR-BLUE B&N'S-FOR DI PIPE | 8 | EA | 173.00 | 1,384 | |

| | | | | | | | |
|---|---|---|---|---|---|---|---|
| | | 6" DR18/ PR235 C900 BJ GSKT PVC PIPE-BLUE | 20 | FT | 11.79 | 236 | RISER PIPE FOR VALVE BOX PER C00.506/UW2 |
| | | 8" C515 MECH JT NRS GATE VALVE LESS ACC W/ 2" OP NUT (NO GEAR) | 2 | EA | 1,809.10 | 3,618 | |
| | | 19-22" HEAVY DUTY 5-1/4" SHAFT - SCREW TYPE 2 PC VALVE BOX COMPLETE W/ LID (DWG. C00.506/UW-2) | 2 | EA | 437.50 | 875 | |
| | | 3'0" 316 SSTL PIPE EXTENSION STEM-SOCKET X NUT W/CENTERING COLLAR | 2 | EA | 786.94 | 1,574 | |
| **YARD PIPING PLAN 4** | | | | | | **9,690** | *** |
| | | 8" PC350 DUCTILE IRON PIPE PUSH JNT CEMENT LINED-BITUMINOUS COATED | 20 | FT | 59.41 | 1,188 | |
| | | 8" REST JNT GASKETS EPDM | 1 | EA | 265.22 | 265 | |
| | | 8" X 4" C153 MJ BIT COATED / CEMENT LINED DI TEE | 1 | EA | 283.50 | 284 | |
| | | 8" C153 MJ BIT COATED / CEMENT LINED DI LONG SLEEVE | 1 | EA | 266.25 | 266 | |
| | | 8" WEDGE FITTING RESTRAINT MJ GLAND PACK-EPDM GASKETS-COR-BLUE B&N'S-FOR DI PIPE | 8 | EA | 173.00 | 1,384 | |
| | | 6" DR18/ PR235 C900 BJ GSKT PVC PIPE-BLUE | 20 | FT | 11.79 | 236 | RISER PIPE FOR VALVE BOX PER C00.506/UW2 |
| | | 8" C515 MECH JT NRS GATE VALVE LESS ACC W/ 2" OP NUT (NO GEAR) | 2 | EA | 1,809.10 | 3,618 | |
| | | 19-22" HEAVY DUTY 5-1/4" SHAFT - SCREW TYPE 2 PC VALVE BOX COMPLETE W/ LID (DWG. C00.506/UW-2) | 2 | EA | 437.50 | 875 | |
| | | 3'0" 316 SSTL PIPE EXTENSION STEM-SOCKET X NUT W/CENTERING COLLAR | 2 | EA | 786.94 | 1,574 | |
| **YARD PIPING PLAN 5** | **ADD1** | | | | | **35,226** | |
| | ADI | 8" PC350 DUCTILE IRON PIPE PUSH JNT CEMENT LINED-BITUMINOUS COATED | 460 | FT | 59.41 | 27,329 | |
| | ADI | 8" REST JNT GASKETS EPDM | 23 | EA | 265.23 | 6,100 | |
| | ADI | 8" C153 MJ BIT COATED / CEMENT LINED DI 45 ELL | 2 | EA | 216.75 | 434 | |
| | ADI | 8" X 6" C153 MJ BIT COATED / CEMENT LINED DI TEE | 1 | EA | 325.50 | 326 | |
| | ADI | 8" WEDGE FITTING RESTRAINT MJ GLAND PACK-EPDM GASKETS-COR-BLUE B&N'S-FOR DI PIPE | 6 | EA | 173.00 | 1,038 | |
| **08" WAS** | | | | | | **30,375** | |
| **YARD PIPING PLAN 1** | | | | | | **12,474** | |
| | | 8" PC350 DUCTILE IRON PIPE PUSH JNT PERMOX LINED-BITUMINOUS COATED | 100 | FT | 79.38 | 7,938 | |
| | | 8" REST JNT GASKETS SBR | 5 | EA | 175.37 | 877 | |
| | | 8" C153 MJ BIT COATED / PERMOX LINED DI 90 ELL | 1 | EA | 734.91 | 735 | |
| | | 8" C153 MJ BIT COATED / PERMOX LINED DI 45 ELL | 2 | EA | 666.28 | 1,333 | |
| | | 8" C153 MJ BIT COATED / PERMOX LINED DI LONG SLEEVE | 1 | EA | 751.40 | 751 | |
| | | 8" WEDGE FITTING RESTRAINT MJ GLAND PACK-SBR GASKET-COR-BLUE B&N'S-FOR DI PIPE | 8 | EA | 105.00 | 840 | |
| **WAS SURGE TANK PS** | | | | | | **17,901** | |
| | | 8" X 5'0" DI SPOOL PIECE PERMOX LINED W/ 125# FLG X FLG | 2 | EA | 890.95 | 1,782 | |
| | | 8" X 5'6" DI SPOOL PIECE PERMOX LINED W/ 125# FLG X FLG | 1 | EA | 1,780.61 | 1,781 | |
| | | 8" X 9'0" DI SPOOL PIECE PERMOX LINED W/ 125# FLG X FLG | 1 | EA | 2,558.26 | 2,558 | |
| | | 8" X 5'0" DI SPOOL PIECE PERMOX LINED W/ 125# FLG X PE | 1 | EA | 1,377.63 | 1,378 | |
| | | 8" C110 FLG PRIME COATED / PERMOX LINED DI 90 ELL | 1 | EA | 1,092.30 | 1,092 | |
| | | 8" X 6" C110 FLG PRIME COATED / PERMOX LINED DI 90 ELL | 2 | EA | 1,067.74 | 2,135 | |
| | | 8" X 6" C110 FLG PRIME COATED / PERMOX LINED DI TEE | 2 | EA | 1,389.56 | 2,779 | |
| | | 12" X 8" C110 FLG PRIME COATED / PERMOX LINED DI 90 ELL (SUBMERGED) | 1 | EA | 2,085.38 | 2,085 | |
| | | 8" X 2'6" FLG X WC X FLG WALL PIPE PERMOX LINED (DWG. M00.504/6) (PARTIALLY SUBMERGED) | 1 | EA | 1,367.32 | 1,367 | |
| | | 8" FLG ACC PKS - 316 B8M SSTL HEAVY HEX - CL 125/150 FLANGE W/ SBR GASKET (DI X DI) | 9 | EA | 94.28 | 849 | |
| | | 8" FLG ACC PKS - 316 B8M SSTL HEAVY HEX - CL 125/150 FLANGE W/ SBR GASKET (DI X DI) (SUBMERGED) | 1 | EA | 94.27 | 94 | |
| **12" ALP** | | | | | | **111,829** | *** |
| **AGS BASINS** | | | | | | **23,841** | *** |
| | | 12" FLG ACC PKS - 316 B8M SSTL HEAVY HEX - CL 125/150 FLANGE W/VITON TORUSEAL GASKET (SST X SST-EJ) | 6 | EA | 683.15 | 4,099 | |
| | | 12" LUG BOLT SET CL 125/150 FLG-316 B8M SSTL-CAP BOLTS NO NUTS (NO-GASKET) (SST X SST-LUG-BFV) | 12 | EA | 224.84 | 2,698 | |
| | | 12" FLG X FLG-304 STAINLESS STEEL EXPANSION JNT-BELLOWS TYPE W/ SSTL 304 CTRL HARNESSING | 3 | EA | 5,681.25 | 17,044 | |
| | | 12" LUG PATTERN (CL 150) 316 SSTL HIGH PERFORMANCE BUTTERFLY VALVE W/ GEAR OPERATOR W/ HANDWHEEL (BY OTHERS) | 3 | EA | - | - | *** |
| | | 12" LUG PATTERN (CL 150) 316 SSTL HIGH PERFORMANCE BUTTERFLY VALVE W/ EMO/ OPEN-CLOSE (BY OTHERS) | 3 | EA | - | - | *** |
| **AGS BLOWERS** | | | | | | **87,988** | *** |
| | | 12" FLG ACC PKS - 316 B8M SSTL HEAVY HEX - CL 125/150 FLANGE W/VITON TORUSEAL GASKET (SST X FCA) | 4 | EA | 683.15 | 2,733 | |
| | | 12" FLG ACC PKS - 316 B8M SSTL HEAVY HEX - CL 125/150 FLANGE W/VITON TORUSEAL GASKET (SST X SST) | 1 | EA | 683.15 | 683 | |
| | | 12" FLG ACC PKS - 316 B8M SSTL HEAVY HEX - CL 125/150 FLANGE W/VITON TORUSEAL GASKET (SST X SST-EJ) | 8 | EA | 683.15 | 5,465 | |
| | | 12" LUG BOLT SET CL 125/150 FLG-316 B8M SSTL-CAP BOLTS NO NUTS (NO-GASKET) (SST X SST-LUG-BFV) | 8 | EA | 224.84 | 1,799 | |
| | | 12" FCA NON-RESTRAINED 316 SSTL BDY FOR STL PIPE SIZE W/ 316 SSTL BOLTS - EPDM GASKETS | 4 | EA | 2,645.79 | 10,583 | |
| | | 12" FLG X FLG-304 STAINLESS STEEL EXPANSION JNT-BELLOWS TYPE W/ SSTL 304 CTRL HARNESSING | 4 | EA | 5,681.25 | 22,725 | |
| | | 12" LUG PATTERN (CL 150) 316 SSTL HIGH PERFORMANCE BUTTERFLY VALVE W/ GEAR OPERATOR W/ HANDWHEEL | 4 | EA | 11,000.00 | 44,000 | *** |
| **12" LC** | | | | | | **13,725** | |
| **YARD PIPING PLAN 3** | | | | | | **13,725** | |
| | | 12" C153 FOR PVC PIPE MJ BIT COATED / PERMOX LINED DI 90 ELL | 1 | EA | 1,344.97 | 1,345 | |
| | | 12" C153 FOR PVC PIPE MJ BIT COATED / PERMOX LINED DI 45 ELL | 3 | EA | 1,215.95 | 3,648 | |
| | | 12" WEDGE FITTING RESTRAINT MJ GLAND PACK-SBR GASKET-COR-BLUE B&N'S-FOR CI OD PVC PIPE | 6 | EA | 208.00 | 1,248 | |

| | | | | | | | |
|---|---|---|---|---|---|---|---|
| | | 12" SERRATED RESTRAINT HARNESS W\304 SSTL B&N'S-FOR CIOD PVC PIPE | 5 | EA | 641.00 | 3,205 | |
| | | 12" DR18/ PR235 C900 BJ GSKT PVC PIPE-GREEN | 100 | FT | 42.79 | 4,279 | |
| **12" REJ** | **ADD1** | | | | | **28,946** | |
| **YARD PIPING PLAN 3** | **ADD1** | | | | | **28,946** | |
| | ADI | 12" PC350 DUCTILE IRON PIPE PUSH JNT PERMOX LINED-BITUMINOUS COATED | 120 | FT | 115.64 | 13,877 | |
| | ADI | 12" REST JNT GASKETS SBR | 4 | EA | 254.69 | 1,019 | |
| | ADI | 12" C153 MJ BIT COATED / PERMOX LINED DI 90 ELL | 1 | EA | 1,395.89 | 1,396 | |
| | ADI | 12" C153 MJ BIT COATED / PERMOX LINED DI 45 ELL | 7 | EA | 1,262.06 | 8,834 | |
| | ADI | 12" WEDGE FITTING RESTRAINT MJ GLAND PACK-SBR GASKET-COR-BLUE B&N'S-FOR DI PIPE | 20 | EA | 191.00 | 3,820 | |
| **16" AGI** | | | | | | **307,188** | *** |
| **AGS INFLUENT PS** | | | | | | **307,188** | *** |
| | | 16" X 1'6" DI SPOOL PIECE PERMOX LINED W/ 125# FLG X FLG | 4 | EA | 2,240.25 | 8,961 | |
| | | 16" X 2'0" DI SPOOL PIECE PERMOX LINED W/ 125# FLG X FLG | 8 | EA | 2,466.85 | 19,735 | |
| | | 16" X 2'0" DI SPOOL PIECE PERMOX LINED W/ 125# FLG X FLG W/(1) 1/2" FPT TAP | 4 | EA | 2,805.46 | 11,222 | |
| | | 16" X 2'6" DI SPOOL PIECE PERMOX LINED W/ 125# FLG X FLG W/(1) 2" FPT TAP | 4 | EA | 3,032.06 | 12,128 | |
| | | 16" X 3'0" DI SPOOL PIECE PERMOX LINED W/ 125# FLG X FLG | 8 | EA | 2,921.34 | 23,371 | |
| | | 16" X 1'0" DI SPOOL PIECE PERMOX LINED W/ 125# FLG X PE | 4 | EA | 1,245.01 | 4,980 | |
| | | 16" C110 FLG PRIME COATED / PERMOX LINED DI 90 ELL | 8 | EA | 3,126.81 | 25,014 | |
| | | 16" C110 FLG PRIME COATED / PERMOX LINED DI TEE | 4 | EA | 4,323.78 | 17,295 | |
| | | 16" C110 BLIND FLG PRIME COATED / PERMOX LINED DI BLIND FLG W-2" IP TAP | 4 | EA | 2,562.98 | 10,252 | |
| | | 16" FLG ACC PKS - 316 B8M SSTL HEAVY HEX - CL 125/150 FLANGE W/ SBR GASKET (DI X CV) | 8 | EA | 333.53 | 2,668 | |
| | | 16" FLG ACC PKS - 316 B8M SSTL HEAVY HEX - CL 125/150 FLANGE W/ SBR GASKET (DI X DI) | 32 | EA | 333.53 | 10,673 | |
| | | 16" FLG ACC PKS - 316 B8M SSTL HEAVY HEX - CL 125/150 FLANGE W/ SBR GASKET (DI X FCA) | 4 | EA | 333.53 | 1,334 | |
| | | 16" FLG ACC PKS - 316 B8M SSTL HEAVY HEX - CL 125/150 FLANGE W/ SBR GASKET (DI X PMP) | 8 | EA | 333.53 | 2,668 | |
| | | 16" FLG ACC PKS - 316 B8M SSTL HEAVY HEX - CL 125/150 FLANGE W/ SBR GASKET (DI X PV) | 16 | EA | 333.53 | 5,336 | |
| | | 16" WEDGE ACTION REST FCA DI BODY FOR DI PIPE SIZE W/ 316 SSTL T-BOLTS & NUTS - SBR GASKETS | 4 | EA | 2,692.09 | 10,768 | |
| | | 16" 125LB FLG IRON BODY PLUG VALVE 100% PORT W/ GEAR OPERATOR/ HANDWHEEL | 4 | EA | 7,750.00 | 31,000 | VERIFY TAG NUMBERS; P&ID I34.001 NOT INCLUDED IN PLAN SET |
| | | 16" 125LB FLG IRON BODY PLUG VALVE 100% PORT W/ GEAR OPERATOR/ CHAIN WHEEL (7'10" CL-AFF) | 4 | EA | 8,875.00 | 35,500 | |
| | | 16" 125/150LB FLG IRONBODY AWWA SWING CHECK VALVE W/ OL & W-NO LIMIT SWITCH | 4 | EA | 18,570.29 | 74,281 | VERIFY TAG NUMBERS; P&ID I34.001 NOT INCLUDED IN PLAN SET |
| **16" AGI, 2" ARV** | | | | | | **4,176** | *** |
| **AGS INFLUENT PS** | | | | | | **4,176** | *** |
| | | 2" X 4" DIELECTRIC THREADED NIPPLE | 4 | EA | 49.92 | 200 | |
| | | 2" X 6" 316 SSTL SCH 40 THREADED NIPPLE | 4 | EA | 15.70 | 63 | |
| | | 2" 2 PIECE THREADED 316 STAINLESS BALL VALVE W/ LEVER OP | 4 | EA | 234.75 | 939 | |
| | | 2" IRONBODY - VALVE ONLY WASTEWATER AIR RELEASE W/ FIP THREADED INLET & OUTLET | 4 | EA | 743.75 | 2,975 | VERIFY TAG NUMBERS; P&ID I34.001 NOT INCLUDED IN PLAN SET |
| **16" AGI, 2" BLV** | | | | | | **1,139** | |
| **AGS INFLUENT PS** | | | | | | **1,139** | |
| | | 2" X 4" DIELECTRIC THREADED NIPPLE | 4 | EA | 49.92 | 200 | |
| | | 2" 2 PIECE THREADED 316 STAINLESS BALL VALVE W/ LEVER OP | 4 | EA | 234.75 | 939 | |
| **16" AGI, PIA** | | | | | | **522** | |
| **AGS INFLUENT PS** | | | | | | **522** | |
| | | 1/2" X 3" DIELECTRIC THREADED NIPPLE | 4 | EA | 16.37 | 65 | |
| | | 1/2" 316 SSTL 150# THREADED TEE | 4 | EA | 4.63 | 19 | |
| | | 1/2" X 4" 316 SSTL SCH 40 THREADED NIPPLE | 12 | EA | 3.58 | 43 | |
| | | 1/2" 2 PIECE THREADED 316 STAINLESS BALL VALVE W/ LEVER OP | 8 | EA | 49.43 | 395 | |
| **16" ALP** | | | | | | **4,112** | |
| **AGS BLOWERS** | | | | | | **4,112** | |
| | | 16" FLG ACC PKS - 316 B8M SSTL HEAVY HEX - CL 125/150 FLANGE W/VITON TORUSEAL GASKET (SST X SST) | 3 | EA | 1,370.61 | 4,112 | |
| **16" WLC** | *** | | | | | **234,615** | |
| **YARD PIPING PLAN 3** | *** | | | | | **69,919** | |
| | | 16" PC350 DUCTILE IRON PIPE PUSH JNT PERMOX LINED-BITUMINOUS COATED | 240 | FT | 169.34 | 40,642 | |
| | | 16" REST JNT GASKETS SBR | 12 | EA | 590.33 | 7,084 | |
| | | 16" C153 MJ BIT COATED / PERMOX LINED DI 90 ELL | 1 | EA | 2,377.06 | 2,377 | |
| | ADI | 16" C153 MJ BIT COATED / PERMOX LINED DI 45 ELL | 7 | EA | 1,971.20 | 13,798 | |
| | ADI | 16" WEDGE FITTING RESTRAINT MJ GLAND PACK-SBR GASKET-COR-BLUE B&N'S-FOR DI PIPE | 17 | EA | 354.00 | 6,018 | |
| **AGS BASINS** | | | | | | **164,696** | |
| | | 16" X 2'6" DI SPOOL PIECE PERMOX LINED W/ 125# FLG X FLG | 3 | EA | 2,693.45 | 8,080 | |
| | | 16" X 8'6" DI SPOOL PIECE PERMOX LINED W/ 125# FLG X FLG | 3 | EA | 5,416.51 | 16,250 | |
| | | 16" X 19'0" DI SPOOL PIECE PERMOX LINED W/ 125# FLG X FLG | 10 | EA | 10,181.55 | 101,816 | |
| | | 16" X 5'0" DI SPOOL PIECE PERMOX LINED W/ 125# FLG X PE | 1 | EA | 3,060.38 | 3,060 | |
| | | 16" C110 FLG PRIME COATED / PERMOX LINED DI 90 ELL | 1 | EA | 3,126.81 | 3,127 | |
| | | 16" C110 FLG PRIME COATED / PERMOX LINED DI 45 ELL | 3 | EA | 2,674.14 | 8,022 | |
| | | 16" C110 FLG PRIME COATED / PERMOX LINED DI TEE | 3 | EA | 4,323.78 | 12,971 | |
| | | 16" C110 BLIND FLG PRIME COATED / PERMOX LINED DI BLIND FLG | 1 | EA | 2,363.98 | 2,364 | |
| | | 16" FLG ACC PKS - 316 B8M SSTL HEAVY HEX - CL 125/150 FLANGE W/ SBR GASKET (DI X DI) | 27 | EA | 333.53 | 9,005 | |
| **20" ALP** | | | | | | **45,903** | |

| | | | | | | | |
|---|---|---|---|---|---|---|---|
| **AGS BLOWERS** | | | | | **45,903** | | |
| | | 20" FLG ACC PKS - 316 B8M SSTL HEAVY HEX - CL 125/150 FLANGE W/VITON TORUSEAL GASKET (SST X EJ) | 6 | EA | 1,851.35 | 11,108 | |
| | | 20" FLG ACC PKS - 316 B8M SSTL HEAVY HEX - CL 125/150 FLANGE W/VITON TORUSEAL GASKET (SST X SST) | 1 | EA | 1,851.35 | 1,851 | |
| | | 20" FLG X FLG-304 STAINLESS STEEL EXPANSION JNT-BELLOWS TYPE W/ SSTL 304 CTRL HARNESSING | 3 | EA | 10,981.25 | 32,944 | |
| **20" WAS** | | | | | **230,092** | | *** |
| **AGS BASINS** | | | | | **204,260** | | |
| | | 20" X 10'6" DI SPOOL PIECE PERMOX LINED W/ 125# FLG X FLG W/(1) 2" FPT TAP | 3 | EA | 8,762.73 | 26,288 | |
| | | 20" X 19'0" DI SPOOL PIECE PERMOX LINED W/ 125# FLG X FLG | 10 | EA | 13,478.84 | 134,788 | |
| | | 20" X 5'0" DI SPOOL PIECE PERMOX LINED W/ 125# FLG X PE | 1 | EA | 4,081.38 | 4,081 | |
| | | 20" C110 FLG PRIME COATED / PERMOX LINED DI TEE | 3 | EA | 6,929.30 | 20,788 | |
| | | 20" C110 BLIND FLG PRIME COATED / PERMOX LINED DI BLIND FLG | 1 | EA | 4,337.47 | 4,337 | |
| | | 20" FLG ACC PKS - 316 B8M SSTL HEAVY HEX - CL 125/150 FLANGE W/ SBR GASKET (DI X DI) | 19 | EA | 735.62 | 13,977 | |
| **WAS SURGE TANK PS** | | | | | **25,832** | | *** |
| | | 20" C110 FLG PRIME COATED / PERMOX LINED DI 90 ELL | 1 | EA | 5,056.65 | 5,057 | |
| | | 20" X 3'0" FLG X WC X FLG WALL PIPE PERMOX LINED (DWG. M00.504/6) (PARTIALLY SUBMERGED) | 1 | EA | 4,568.05 | 4,568 | |
| | | 20" FLG ACC PKS - 316 B8M SSTL HEAVY HEX - CL 125/150 FLANGE W/ SBR GASKET (DI X DI) | 1 | EA | 735.63 | 736 | |
| | | 20" FLG ACC PKS - 316 B8M SSTL HEAVY HEX - CL 125/150 FLANGE W/ SBR GASKET (DI X PV) | 2 | EA | 735.63 | 1,471 | |
| | | 20" 125LB FLG IRON BODY PLUG VALVE 100% PORT W/ GEAR OPERATOR/ HANDWHEEL | 1 | EA | 14,000.00 | 14,000 | PV-37001 |
| **20" WAS, 2" BLV** | | | | | **854** | | *** |
| **AGS BASINS** | | | | | **854** | | *** |
| | | 2" X 4" DIELECTRIC THREADED NIPPLE | 3 | EA | 49.92 | 150 | |
| | | 2" 2 PIECE THREADED 316 STAINLESS BALL VALVE W/ LEVER OP | 3 | EA | 234.75 | 704 | *** |
| **24" AGE** | *** | | | | **430,805** | | |
| **YARD PIPING PLAN 4** | *** | | | | **208,794** | | |
| | | 24" PC250 DUCTILE IRON PIPE PUSH JNT PERMOX LINED-BITUMINOUS COATED | 460 | FT | 274.01 | 126,045 | |
| | | 24" REST JNT GASKETS SBR | 23 | EA | 1,145.40 | 26,344 | |
| | | 24" C153 MJ BIT COATED / PERMOX LINED DI 90 ELL | 2 | EA | 5,089.29 | 10,179 | |
| | ADI | 24" C153 MJ BIT COATED / PERMOX LINED DI 45 ELL | 8 | EA | 3,849.61 | 30,797 | |
| | ADI | 24" WEDGE FITTING RESTRAINT MJ GLAND PACK-SBR GASKET-COR-BLUE B&N'S-FOR DI PIPE | 20 | EA | 771.50 | 15,430 | |
| **YARD PIPING PLAN 5** | *** | | | | **170,871** | | |
| | | 24" PC250 DUCTILE IRON PIPE PUSH JNT PERMOX LINED-BITUMINOUS COATED | 320 | FT | 274.01 | 87,683 | |
| | | 24" REST JNT GASKETS SBR | 16 | EA | 1,145.40 | 18,326 | |
| | ADI | 24" C153 MJ BIT COATED / PERMOX LINED DI 45 ELL | 10 | EA | 3,849.61 | 38,496 | |
| | | 24" C153 MJ BIT COATED / PERMOX LINED DI LONG SLEEVE | 1 | EA | 3,533.95 | 3,534 | |
| | ADI | 24" WEDGE FITTING RESTRAINT MJ GLAND PACK-SBR GASKET-COR-BLUE B&N'S-FOR DI PIPE | 22 | EA | 771.50 | 16,973 | |
| | | 30" X 1'6" PE X WC X PE 316 SSTL WALL SLEEVES | 1 | EA | 4,787.50 | 4,788 | |
| | | 24" MODEL S-316 MODULAR SEAL FOR DI/CI OD PVC/DIPS HDPE FOR STEEL WALL SLEEVE (QUOTED PER LINK-REQUIRES 32 EA-I S-475S LINKS PER SEAL) | 64 | EA | 16.73 | 1,071 | |
| **AGS BASINS** | | | | | **51,140** | | |
| | | 24" X 5'0" DI SPOOL PIECE PERMOX LINED W/ 125# FLG X FLG | 1 | EA | 6,454.24 | 6,454 | |
| | | 24" X 16'0" DI SPOOL PIECE PERMOX LINED W/ 125# FLG X FLG | 1 | EA | 14,616.98 | 14,617 | |
| | | 24" X 5'0" DI SPOOL PIECE PERMOX LINED W/ 125# FLG X PE | 1 | EA | 5,102.37 | 5,102 | |
| | | 24" C110 FLG PRIME COATED / PERMOX LINED DI 90 ELL | 2 | EA | 7,787.06 | 15,574 | |
| | | 24" X 3'0" FLG X WC X PE WALL PIPE PERMOX LINED (DWG. M00.504/5) | 1 | EA | 4,400.68 | 4,401 | |
| | | 24" FLG ACC PKS - 316 B8M SSTL HEAVY HEX - CL 125/150 FLANGE W/ SBR GASKET (DI X DI) | 5 | EA | 998.33 | 4,992 | |
| **24" AGI** | *** | | | | **268,098** | *** | |
| **YARD PIPING PLAN 1** | *** | | | | **71,800** | | |
| | | 24" PC250 DUCTILE IRON PIPE PUSH JNT PERMOX LINED-BITUMINOUS COATED | 100 | FT | 274.01 | 27,401 | |
| | | 24" REST JNT GASKETS SBR | 5 | EA | 1,145.40 | 5,727 | |
| | | 24" C153 MJ BIT COATED / PERMOX LINED DI 90 ELL | 1 | EA | 5,089.29 | 5,089 | |
| | ADI | 24" C153 MJ BIT COATED / PERMOX LINED DI 45 ELL | 5 | EA | 3,849.61 | 19,248 | |
| | | 24" C153 MJ BIT COATED / PERMOX LINED DI LONG SLEEVE | 1 | EA | 3,533.95 | 3,534 | |
| | ADI | 24" WEDGE FITTING RESTRAINT MJ GLAND PACK-SBR GASKET-COR-BLUE B&N'S-FOR DI PIPE | 14 | EA | 771.50 | 10,801 | |
| **AGS INFLUENT PS** | | | | | **193,983** | *** | |
| | | 24" X 2'6" DI SPOOL PIECE PERMOX LINED W/ 125# FLG X FLG | 1 | EA | 4,598.95 | 4,599 | |
| | | 24" X 3'6" DI SPOOL PIECE PERMOX LINED W/ 125# FLG X FLG | 1 | EA | 5,341.84 | 5,342 | |
| | | 24" X 7'6" DI SPOOL PIECE PERMOX LINED W/ 125# FLG X FLG | 2 | EA | 8,309.53 | 16,619 | |
| | | 24" X 8'0" DI SPOOL PIECE PERMOX LINED W/ 125# FLG X FLG | 4 | EA | 8,680.33 | 34,721 | |
| | | 24" X 9'6" DI SPOOL PIECE PERMOX LINED W/ 125# FLG X FLG W/4 EA 4" TOL & 2 EA 2" TOL | 1 | EA | 15,215.67 | 15,216 | REF DRWG M34.301, SECTION C. CONTRACTOR TO VERIFY SIZE OF OUTLETS. NOT CALLED OUT ON DRAWING |
| | | 24" X 5'0" DI SPOOL PIECE PERMOX LINED W/ 125# FLG X PE | 1 | EA | 5,102.36 | 5,102 | |
| | | 24" C110 FLG PRIME COATED / PERMOX LINED DI 90 ELL | 1 | EA | 7,787.05 | 7,787 | |
| | | 24" X 16" C110 FLG PRIME COATED / PERMOX LINED DI 90 ELL | 2 | EA | 7,187.31 | 14,375 | |
| | | 24" C110 FLG PRIME COATED / PERMOX LINED DI TEE | 1 | EA | 10,811.85 | 10,812 | |

| | | | | | | | |
|---|---|---|---|---|---|---|---|
| | 24" X 16" C110 FLG PRIME COATED / PERMOX LINED DI TEE | 6 | EA | 7,802.84 | 46,817 | | |
| | 24" C110 BLIND FLG PRIME COATED / PERMOX LINED DI BLIND FLG W-2" IP TAP | 1 | EA | 6,839.40 | 6,839 | | |
| | 24" FLG ACC PKS - 316 B8M SSTL HEAVY HEX - CL 125/150 FLANGE W/ SBR GASKET (DI X DI) | 19 | EA | 998.32 | 18,968 | | |
| | 24" FLG ACC PKS - 316 B8M SSTL HEAVY HEX - CL 125/150 FLANGE W/ SBR GASKET (DI X FCA) | 1 | EA | 998.33 | 998 | | |
| | 24" WEDGE ACTION REST FCA DI BODY FOR DI PIPE SIZE W/ 316 SSTL T-BOLTS & NUTS - SBR GASKETS | 1 | EA | 5,787.20 | 5,787 | | |
| **AGS BASINS** | | | | | **2,315** | | |
| | 24" WEDGE FITTING RESTRAINT MJ GLAND PACK-SBR GASKET-COR-BLUE B&N'S-FOR DI PIPE | 3 | EA | 771.50 | 2,315 | | |
| **24" AGI, 2" ARV** | | | | | **1,044** | *** | |
| **AGS INFLUENT PS** | | | | | **1,044** | *** | |
| | 2" X 4" DIELECTRIC THREADED NIPPLE | 1 | EA | 49.93 | 50 | | |
| | 2" X 6" 316 SSTL SCH 40 THREADED NIPPLE | 1 | EA | 15.70 | 16 | | |
| | 2" 2 PIECE THREADED 316 STAINLESS BALL VALVE W/ LEVER OP | 1 | EA | 234.75 | 235 | | |
| | 2" IRONBODY - VALVE ONLY WASTEWATER AIR RELEASE W/ FIP THREADED INLET & OUTLET | 1 | EA | 743.75 | 744 | VERIFY TAG NUMBERS; P&ID I34.001 NOT INCLUDED IN PLAN SET | |
| **24" WAS** | | | | | **56,526** | | *** |
| **AGS BASINS** | | | | | **56,526** | | *** |
| | 24" X 16" C110 FLG PRIME COATED / PERMOX LINED DI 90 ELL | 3 | EA | 7,187.31 | 21,562 | | |
| | 24" X 20" C110 FLG PRIME COATED / PERMOX LINED DI 90 ELL | 3 | EA | 7,661.48 | 22,984 | | |
| | 24" FLG ACC PKS - 316 B8M SSTL HEAVY HEX - CL 125/150 FLANGE W/ SBR GASKET (DI X PV) | 12 | EA | 998.33 | 11,980 | | |
| | 24" 125LB FLG IRON BODY PLUG VALVE 100% PORT W/ EMO/ OPEN-CLOSE SERVICE (BY OTHERS) | 6 | EA | - | - | | *** |
| **30" AGI** | | | | | **115,176** | | *** |
| **AGS BASINS** | | | | | **115,176** | | *** |
| | 30" X 24" C153 MJ BIT COATED / PERMOX LINED DI CONC RED | 3 | EA | 9,928.01 | 29,784 | | |
| | 30" WEDGE FITTING RESTRAINT MJ GLAND PACK-SBR GASKET-COR-BLUE B&N'S-FOR DI PIPE | 3 | EA | 1,883.50 | 5,651 | | |
| | 30" X 4'0" DI SPOOL PIECE PERMOX LINED W/ 125# FLG X FLG | 1 | EA | 8,926.24 | 8,926 | | |
| | 30" X 4'0" DI SPOOL PIECE PERMOX LINED W/ 125# FLG X PE | 3 | EA | 6,523.76 | 19,571 | | |
| | 30" C110 FLG PRIME COATED / PERMOX LINED DI 90 ELL | 3 | EA | 12,278.95 | 36,837 | | |
| | 30" FLG ACC PKS - 316 B8M SSTL HEAVY HEX - CL 125/150 FLANGE W/ SBR GASKET (DI X DI) | 4 | EA | 1,440.71 | 5,763 | | |
| | 30" FLG ACC PKS - 316 B8M SSTL HEAVY HEX - CL 125/150 FLANGE W/ SBR GASKET (DI X PV) | 6 | EA | 1,440.71 | 8,644 | | |
| | 30" 125LB FLG IRON BODY PLUG VALVE 100% PORT W/ EMO/ OPEN-CLOSE SERVICE (BY OTHERS) | 3 | EA | - | - | | *** |
| **30" WAS** | | | | | **314,653** | | |
| **AGS BASINS** | | | | | **314,653** | | |
| | 30" X 2'0" DI SPOOL PIECE PERMOX LINED W/ 125# FLG X FLG | 6 | EA | 6,864.95 | 41,190 | | |
| | 30" X 3'0" DI SPOOL PIECE PERMOX LINED W/ 125# FLG X FLG (SUBMERGED) | 3 | EA | 7,893.66 | 23,681 | | |
| | 30" C110 FLG PRIME COATED / PERMOX LINED DI 45 ELL (SUBMERGED) | 6 | EA | 11,730.55 | 70,383 | | |
| | 30" C110 FLG PRIME COATED / PERMOX LINED DI TEE | 3 | EA | 18,086.30 | 54,259 | | |
| | 30" X 24" C110 FLG PRIME COATED / PERMOX LINED DI CONC RED | 6 | EA | 10,567.56 | 63,405 | | |
| | 30" X 5'0" FLG X WC X FLG WALL PIPE PERMOX LINED (DWG. M00.504/6) (PARTIALLY SUBMERGED) | 3 | EA | 10,493.12 | 31,479 | | |
| | 30" FLG ACC PKS - 316 B8M SSTL HEAVY HEX - CL 125/150 FLANGE W/ SBR GASKET (DI X DI) | 9 | EA | 1,440.71 | 12,966 | | |
| | 30" FLG ACC PKS - 316 B8M SSTL HEAVY HEX - CL 125/150 FLANGE W/ SBR GASKET (DI X DI) (SUBMERGED) | 9 | EA | 1,440.71 | 12,966 | | |
| | 30" FLG ACC PKS - 316 B8M SSTL HEAVY HEX - CL 125/150 FLANGE W/ SBR GASKET (DI X EQPT) (SUBMERGED) | 3 | EA | 1,440.71 | 4,322 | | |
| **36" AGI** | | | | | **116,543** | | |
| **AGS BASINS** | | | | | **116,543** | | |
| | 36" X 30" C110 FLG PRIME COATED / PERMOX LINED DI 90 ELL | 3 | EA | 18,962.01 | 56,886 | | |
| | 36" X 5'0" FLG X WC X FLG WALL PIPE PERMOX LINED (DWG. M00.504/6) (PARTIALLY SUBMERGED) | 3 | EA | 14,416.14 | 43,248 | | |
| | 36" FLG ACC PKS - 316 B8M SSTL HEAVY HEX - CL 125/150 FLANGE W/ SBR GASKET (DI X DI) | 3 | EA | 2,734.69 | 8,204 | | |
| | 36" FLG ACC PKS - 316 B8M SSTL HEAVY HEX - CL 125/150 FLANGE W/ SBR GASKET (DI X EQPT) (SUBMERGED) | 3 | EA | 2,734.69 | 8,204 | | |
| **MISC** | | | | | **391,743** | *** | |
| **MISCELLANEOUS YARD** | | | | | **2,593** | | |
| | 8 MIL BLACK 20" - 300' 3"-8" DIP | 3 | ROLL | 187.50 | 563 | | |
| | 8 MIL BLACK 34" - 300' 14"-16" DIP | 1 | ROLL | 318.06 | 318 | | |
| | 8 MIL BLACK 54" - 150' 24" DIP | 6 | ROLL | 254.19 | 1,525 | | |
| | 2" X 100' BLACK POLY TAPE | 20 | ROLL | 9.38 | 188 | | |
| **MISCELLANEOUS** | | | | | **389,150** | *** | |
| | STAINLESS STEEL FLANGE ADDER - ADD IF NEEDED | 1 | LS | 53,550.00 | 53,550 | ***ADDER TO REMOVE FIELD WELDING*** | |
| | STAINLESS STEEL PACKAGE PER ATTACHED SCOPE | 1 | LS | 335,600.00 | 335,600 | | |
| **SUBMITTALS AND O&M MANUALS** | | | | | **15,000** | | |
| **SUBMITTALS AND O&M MANUALS** | | | | | **15,000** | | |
| | LINE DRAWINGS | 15 | EA | 1,000.00 | 15,000 | | |
| | O&M MANUAL CHARGE PER SPECIFICATIONS | 1 | EA | - | - | | |
| | **Total** | | | | **2,994,636** | | |

Report by SYSTEM

| | | |
|---|---|---|
| Ductile Iron Pipe Package | $ | 1,877,882 |
| Carbon Steel Fabrication Package | $ | - |
| Stainless Steel Fabrication Package | $ | 389,150 |
| Fiberglass Reinforced Pipe Package | $ | - |
| Process Valve Package | $ | 222,581 |
| Pipe Support Package | $ | - |
| Project Misc Package | $ | 505,023 |
| Additional Packages | $ | - |
| **PACKAGE TOTALS** | **$** | **2,994,636** |

Report by PACKAGE SUMMARY

| ID | DESCRIPTION | AMOUNT |
|---|---|---|
| 0010.000 | DUCTILE IRON PIPE PUSH JNT BITUMINOUS COATED | 363,959 |
| 0090.000 | DUCTILE IRON PIPE GASKETS | 69,565 |
| 0100.000 | C153 MECH JOINT DI FTGS IMP | 176,784 |
| 0120.000 | C153 MECH JOINT FOR PVC PIPE DI FTGS IMP | 19,861 |
| 0300.000 | C153 MJ GLAND PACKS-ACCESS IMP | 1,571 |
| 0360.000 | RESTRAINTS - FITTING / PIPE / COUPLING IMP | 80,780 |
| 0380.000 | UNDERGROUND PIPE ACCESSORIES | 2,593 |
| 0415.000 | FABRICATED DI 125# FLG SPOOLS | 601,104 |
| 0470.000 | C110 FLANGED DI FTGS IMP | 557,088 |
| 0530.000 | FABRICATED DI WALL PIPE | 89,521 |
| 0560.000 | WALL SLEEVES IMP | 5,600 |
| 0580.000 | MODULAR WALL SEALS | 1,295 |
| 0625.000 | 316 STAINLESS STEEL FLANGE PACKS CL 125/150 FLANGE ACCESSORY KITS | 190,903 |
| 0680.000 | LUG SETS (NO GASKET) | 5,806 |
| 0690.000 | STUD KITS W/ GASKET | 498 |
| 0730.000 | FLANGE ISOLATION KIT | 1,075 |
| 0855.000 | FCA NON-RESTRAINED | 10,583 |
| 0880.000 | FCA RESTRAINED DOM | 16,556 |
| 0970.000 | QUICK DISCONNECT FITTINGS | 2,004 |
| 1050.000 | STAINLESS STEEL PIPE EXPANSION JOINTS | 72,713 |
| 1150.000 | PVC PRESSURE PIPE - GASKETED BELL JOINT | 8,613 |
| 1190.000 | PVC / CPVC PRESSURE PIPE - SOLVENT WELD | 1,056 |
| 1200.000 | PVC-CPVC SOLVENT WELD FTGS | 755 |
| 1480.000 | CI / MI / STEEL - FITTINGS & NIPPLES DOM | 1,595 |
| 1500.000 | STAINLESS STEEL PIPE | 14,866 |
| 1520.000 | STAINLESS STEEL FITTINGS & NIPPLES | 1,547 |
| 1560.000 | STAINLESS STEEL PACKAGE | 389,150 |
| 1660.000 | POLY TUBING INSERT FTGS | 263 |
| 1675.000 | WATERWORKS SERVICE BRASS VALVES DOM | 1,128 |
| 1850.000 | SMALL DIAMETER VALVES | 12,687 |
| 1860.000 | SMALL DIAMETER VALVES DOM | 269 |
| 1870.000 | HOSE & ACCESSORIES | 12,435 |
| 1900.000 | FIRE HYDRANTS | 4,117 |
| 2030.000 | PLANT VALVE EXTRAS | 15,000 |
| 2050.000 | MUD VALVES | 16,185 |
| 2145.000 | AWWA GATE VALVES IRONBODY IMP | 10,272 |
| 2210.000 | BUTTERFLY VLV - 316 SSTL HI PERFRM | 44,000 |
| 2310.000 | PLUG VALVES | 93,844 |
| 2430.000 | CHECK VALVES | 79,531 |
| 2470.000 | AIR VALVES | 5,206 |
| 2590.000 | VALVE / CURB BOXES | 6,750 |
| 2610.000 | VALVE ACCESSORIES | 5,509 |

| Total | 2,994,636 |
|---|---|

# Rental Quotation

7532 Malta Lane
Tampa, FL 33637
Direct (813) 248-2495

| Customer Information | | General Information | | | Job Information | |
|---|---|---|---|---|---|---|
| Company: | PCL CONSTRUCTION-WATER DIVISION | Date: | 5/29/26 | | Street: | SEWRF-MANATEE COUNTY |
| Attention: | CHRISTIAN SCHULTZ | Requested By: | CHRISTIAN SCHULTZ | | City, St, Zip: | |
| Phone: | 813-344-3736 | Payment Terms: | *NET 30* | | Contact: | |
| email: | | Quote Good From: | 5/29/26 | To 8/29/26 | Phone: | |
| | | | | | PO #: | *TBD* |

## Rental Information

| QTY | Model | Description | Daily Rate Each | Daily Rate Total | Weekly Rate Each | Weekly Rate Total | Monthly Rate Each | Monthly Rate Total | Weight Each | Weight Total |
|---|---|---|---|---|---|---|---|---|---|---|
| 1 | HT6 1020KE | 10X20 STEEL KNIFE EDGE TRENCH SHIELD | $413.00 | **$413.00** | $826.00 | **$826.00** | $2,478.00 | **$2,478.00** | 12900 | **12900** |
| | | 6" DOUBLE WALLS-85" CLEARANCE | | | | | | | | |
| 4 | SP-72-1 | 6' STEEL SPREADERS | $0.00 | **$0.00** | $0.00 | **$0.00** | $0.00 | **$0.00** | 300 | **1200** |
| | | 8"SCHEDULE 80 PIPE | | | | | | | | |
| 8 | SP-PINS | SPREADER PINS | $0.00 | **$0.00** | $0.00 | **$0.00** | $0.00 | **$0.00** | 10 | **80** |
| | | *Rental Material Totals:* | $413.00 | | $826.00 | | $2,478.00 | | | |
| *1* | | *Delivery:* | | *$322.00* | | *$322.00* | | *$322.00* | | |
| *1* | | *Pick-Up:* | | *$322.00* | | *$322.00* | | *$32.00* | | ↓ |
| | | Totals: | | | | | | | 14180 | |
| X | *= Tax will be calculated on later invoice* | Tax: | | | | | | | Total Loads: | |
| | *=Tax calculated at: 7.50% sales tax* | **Grand Totals:** | $1,057.00 | | $1,470.00 | | $3,122.00 | | 1 | |
| | | | Daily Rental | | Weekly Rental | | Monthly Rental | | | |

Last Revised 6/25/15
BY CR

*Note: Each load is Calculated at Max* Carry lbs. of: ***46000***

## Consultant Information

Consultant: MATT SPEER
Branch: Tampa
Mobile: 813-408-1000
email: MatthewSpeer@NTSafety.com

**Special Notes:**
**If you need anything else feel free to call me 24/7.**
**Respectfully,**

**Matthew W. Speer**

**Please, do not hesitate to contact us at any time with questions or concerns.**
***Thank You for choosing National Trench Safety, an official Efficiency Production, Inc. trench shielding and shoring equipment distributor.***

# AMHERST MAINTENANCE, INC.

## *PROPOSAL*

November 11, 2025

PCL Construction Inc
1050 North Dale Blvd
Tampa FL 33609

Attention: Thomas Skehan

Re: Manatee County SERWRF Capacity Improvements Project- Phase B . Proposed price is based on specifications and drawings

**SCOPE OF WORK**

**ITEM INCLUDED**

***New Electrical Building #4…….$ 31,500.00**
***New AGS Influent Pump Station……...$ 32,000.00**
***New AGS WAS Pump Station……$ 6,000.00**
***New AGS Basin and AGS WAS Surge Tank……$ 2,380,000.00**
***New AGS Blowers……$ 50,000.00**
***Yard Piping……..……$ 28,000,00**

**SECTIONS INCLUDED**

1. **Section 09970 (Surface protection Spray System)**
2. **Section 09900 (Painting)**
3. **Section 07900 (Joint Sealants)**

**TOTAL AMOUNT ……$2,527,500.00**

**Price includes all labor, material scaffolding, insurances bonding and supervision**

920 Harbor Lake Court, Safety Harbor Florida 34695
Phone (727) 781-6500 Fax (727) 726-8729 Email: AmherstMaintenance@verizon.net

**PROPOSAL**

May 21, 2026

To: To All Bidding Contractors

**SUBJECT: WEMCO PUMPING EQUIPMENT**
**JOB: MANATEE COUNTY, FL**
**SERWRF CAPACITY IMPROVEMENTS**
**PROPOSAL NO.: 2229262**

Thank you for your inquiry for WEMCO equipment. We are pleased to offer our quotation as described below:

**Section 11424**
**Screw-Induced Flow Centrifugal Pumps**

**AGS WAS Pumps**
**Tag Numbers: P-37101, P-37102**
**Qty. (2)** 6" X 8" MODEL SFE8-T-BFE2W WEMCO horizontal, screw centrifugal pump, complete with;

- ASTM A48 cast iron case, back plate and impeller flange
- Hi-chrome iron (450 Bhn) screw centrifugal impeller
- Hi-chrome iron (450 Bhn) liner
- AES flushless tandem mechanical seal (tungsten carbide vs. silicon carbide)
- 10 Hp, 1200RPM, premium efficient, 256T frame, electric motors
    - 1.25 Service Factor
    - Winding thermostats, normally closed
    - Impro seals
    - 3/60/460V
    - Routine test
- Directly connected, pump/motor arrangement
- Rexnord, VIVA spacer coupling
- OSHA approved coupling guard
- Non-witnessed performance test, PE certified
- Non-witnessed hydrostatic test
- Spare parts for each group of pumps, to include; 1-mechanical seal, 1-set of pump bearings, 1-set of pump o-rings
- Bearing life calculations
- Anchorage calculations
- Freight to jobsite
- Start-up by Trillium field engineers
    - (1) trip, (4) 8-hr days for inspection, functional and performance testing, start-up assistance and maintenance training.

**Following items are included in the scope:**

- Tnemec high performance coatings
- Certified performance tests

**Following items are NOT included in the scope:**

- Field hardware, concrete fasteners.
- Anchor bolts
- Controls of any kind including: variable speed drives, control panels, starters
- Valves, or gauges

**Technical Comments:**

Section 11424

- 2.03.H: Anchor bolts are not included in this proposal and to be provided by others.
- Pump Data Sheet
    - Using the synchronous motor speed of 1160 rpm, the rated condition will be 1140 gpm at 17 ft. TDH. The secondary condition at 1160 rpm will 1700 gpm at 7 ft. TDH.
    - The pump package is provided with a 10 hp, 1200 rpm, with a 1.25 service factor. A 7.5 hp motor is insufficient to cover the complete pump curve.

Section 16220

- 1.03 & 2.03.B.2: Motors are designed and built per NEMA MG-1 standard.
- 1.07: Motor shall have a warranty period of 36 months from the date stalled, not to exceed 42 months from the date of shipment, whichever occurs first.
- 2.02.B.1: Motors are provided as 460V.
- 2.03.A.3: Motor service factor will be 1.25.
- 2.03.B.4: Motor will provide a 696% minimum inrush.
- 2.03.B.12: Motors shall have 304 stainless steel nameplates with data in accordance with NEMA MG1 with laser etched letterings.
- 2.03.B.11: Screens are not available on open motors.
- 2.03.D.3: Motor shaft shall be made of 1045 hot rolled steel.

**Document and Shipment Schedule:**

Document submittal: 8-10 weeks after receipt of order
Shipment: 26-28 weeks after executed PO and submittal approval

**Price:** **$125,936.00**

## Terms and Conditions

**SCOPE OF SUPPLY:** Only that material detailed in this quotation is being offered. No assumptions should be made that anything not specifically specified is included.

**QUALITY STANDARDS:** Trillium Pumps USA INC is an ISO ISO 9001:2015 certified plant.

**PRICE BASIS:** This offer is valid for 30 days from date issued. Quoted prices are based on current material and commodity rates. Due to the volatility of both, market prices may change and must be confirmed at the time of order placement.

Pricing is F.O.B. jobsite, Full Freight Allowed. Detailed receiving inspection is required within 72 hours of delivery and notification of damage claims must occur within 5 working days of delivery. No taxes or duties of any kind are included.

**PRICE:** Price quoted is for all items purchased at one time. In the event of a partial order, we will review and adjust accordingly. ESCALATION CLAUSE: In the event of a delay of two weeks or more or the increase of actual costs of goods and/or services of 5% or more, occurring between the effective date and the date of shipment from causes beyond the reasonable control of the Company, including but not limited to any foreign exchange fluctuation, import or export duties, costs of labor, transportation, materials or other costs of manufacture, any change in delivery dates, quantities or specifications for the goods requested by the Customer, or any delay caused by any instructions or omissions by the Customer, the contract price or contract requirements will be equitably adjusted via written notice to the Customer at any time prior to shipment.

**SHIPMENT:** Approximately 26-28 weeks after receipt of approved purchase order and/or final approval of submittal and drawings.

**START-UP:** Included.

**TERMS AND CONDITIONS:** The Terms and Conditions of Sale attached hereto as Trillium Global Terms and Conditions of Sale (May 2025) ("these Terms") apply to the sale of goods and ancillary services (collectively, "Goods") by Seller to its customer (the "Buyer"). These Terms are the only terms and conditions, oral or written, applying to the sale of Goods to Buyer except for additional terms consistent with these Terms regarding prices, quantities, and the description of the Goods as set forth in an order form accepted by Seller ("Order"). Seller expressly rejects any additions to or modifications of these Terms, or terms and conditions in Buyer's purchase Order(s). Buyer's assent to these Terms is conclusively established by Buyer's: (i) issuance or placement of a purchase Order or (ii) acceptance of any of the Goods covered by these Terms.

**PAYMENT TERMS:** 100% Net 30 days (subject to credit approval). Purchase orders must be made out to Trillium Pumps USA INC.

Thank you for the opportunity of submitting our proposal on WEMCO pumping equipment, and if we may be of further service, please contact our representative in your area:

TSC Jacobs North
24156 SR54, Suite 3
Lutz, FL 33559
Tel: (813) 242-2660, Fax: (813) 242-2597

Or you can contact this office directly.

Sincerely,



Bill Pavao
Applications Engineer III
Trillium Pumps USA Inc.
2494 Railroad Ave.
Fresno, CA 93706-5109
M: 801-712-4586
E: bill.pavao@Trilliumflow.com

# Customer Technical Offer

| | | | |
|---|---|---|---|
| Customer | TSC-Jacobs - North Office | Size / Stages | SFE8-T Horizontal / 1 |
| Item number | P-37101, P-37102 | Pump speed | 1,160 |
| Customer reference | | Quote number | 2229262 |

## Pump

| Qty | Description |
|---|---|
| 2 | *SFE8-T Horizontal* |
| | **Wet End** |
| | **Pump Options** |
| | Cast Iron Case |
| | **Liner Material** |
| | High Chrome Liner (regulable) |
| | Grooved Liner |
| | Buna Wet End O-rings |
| | Steel Pump Hardware |
| | High Chrome Impeller |
| | **Bearing Frame** |
| | **Bearing Frame** |
| | Cast Iron Bearing Frame |
| | BFE2W Bearing Frame |
| | **Pump Sealing** |
| | **Pump sealing** |
| | Seal Type: Tandem Mechanical Seal |
| | AES Tandem Mechanical Seal |
| | Cast iron seal housing |
| | **Driver** |
| | **Motors** |
| | Trillium Supplied Motor: Trillium Supplied Motor |
| | 10HP 256T 1200RPM Premium Efficiency TEFC Horizontal Motor |
| | All motors are sized and selected in accordance with Hydraulic Institute Grade 2 - 2B performance test acceptance grades and tolerances which adds 8% to the rated horsepower requirement of the pump. This calculation has not changed the rated horsepower or efficiency shown on the Performance Data Sheet. View the link for more information from Hydraulic Institute. |
| | Motor manufacturer - Trillium Standard |
| | **Motor options** |
| | Motor Thermostats (3 per motor) |
| | Routine Motor Test Report |
| | **Baseplate and Drive** |
| | Direct Drive Baseplate |
| | Steel Baseplate |
| | Trillium Standard Baseplate Design |
| | Steel Baseplate Hardware |
| | Fiberglass/Polyethylene Guards |
| | Coupling - Trillium Standard |
| | **Protective Coatings** |
| | **Paint type** |
| | Epoxy 2 Coat Paint - Blue (Prime and Top Coat) - Option #8A |
| | Unless otherwise noted all motors will be supplied with manufacturer's standard coating only |
| | **Packing & Shipping** |
| | **Shipping** |
| | No Boxing |
| | Trillium Decision Carrier |
| | **Freight Rates** |
| | Freight Rates - Florida: Florida |
| | **Material Testing** |
| | **Material Testing** |
| | No Hardness Testing |

# Pump

| Qty | Description |
|---|---|
| | No Non-Destructive Testing |
| | **Testing** |
| | **Testing** |
| | Testing Required |
| | **Performance Testing** |
| | 5 Point Performance Test, Single Speed |
| | Performance Test: Full Package Test |
| | Customer Approval |
| | PE Certified |
| | **Hydrostatic Testing** |
| | Hydrostatic Test |
| | Customer Approval |
| | PE Certified |
| | **Spare Parts / Accessories** |
| | **Spare Parts and Accessories Group** |
| | Spare parts to include: 1-set of pump bearings, 1-set of o-rings, 1-set of mechanical seals |
| | Bearing life calculations |
| | Seismic calculations |
| | **Documentation** |
| | Submittal Review Period (weeks): 0 |
| | Test Curve Review Period (weeks): 0 |
| | **Estimated Weights** |
| | Bareshaft Pump: 546.0 lb |
| | Baseplate: 200.0 lb |
| | Driver: 315.0 lb |
| | Misc. Weight: 0.00 lb |
| | Misc. Weight: 0.00 lb |
| | Misc. Weight: 0.00 lb |
| | Total Per Unit Weight: 1,061.0 lb |

# Pump Performance Datasheet

| | | | |
|---|---|---|---|
| Customer | : TSC-Jacobs - North Office | Quote number | : 2229262 |
| Customer reference | : | Size | : SFE8-T Horizontal |
| Item number | : P-37101, P-37102 | Stages | : 1 |
| Service | : AGS WAS Pumps | Based on curve number | : P25-D117 |
| Quantity | : 2 | Date last saved | : 30 Oct 2025 9:08 AM |

## Operating Conditions

| | |
|---|---|
| Flow, rated | : 1,000 USgpm |
| Differential head / pressure, rated (requested) | : 17.0 ft |
| Differential head / pressure, rated (actual) | : 19.2 ft |
| Suction pressure, rated / max | : 0.00 / 0.00 psi.g |
| NPSH available, rated | : Ample |
| Site Supply Frequency | : 60 Hz |

## Performance

| | |
|---|---|
| Speed criteria | : Synchronous |
| Speed, rated | : 1160 rpm |
| Speed, maximum | : 1800 rpm |
| Speed, minimum | : 800 rpm |
| Efficiency | : 74.59 % |
| NPSH required / margin required | : - / 0.00 ft |
| Ns (imp. eye flow) / Nss (imp. eye flow) | : 4,818 / - US Units |
| MCSF | : 464 USgpm |
| Head maximum, rated speed | : 47.3 ft |
| Head rise to shutoff | : 146.77 % |
| Flow, best eff. point | : 1,140 USgpm |
| Flow ratio, rated / BEP | : 87.75 % |
| Speed ratio (rated / max) | : 64.44 % |
| Head ratio (rated speed / max speed) | : 30.80 % |
| Cq/Ch/Ce/Cn [ANSI/HI 9.6.7-2010] | : 1.00 / 1.00 / 1.00 / 1.00 |
| Selection status | : Acceptable |

## Liquid

| | |
|---|---|
| Liquid type | : User defined |
| Additional liquid description | : WAS |
| Solids diameter, max | : 0.00 in |
| Solids concentration, by volume | : 3.00 % |
| Temperature, max | : 68.00 deg F |
| Fluid density, rated / max | : 1.000 / 1.100 SG |
| Viscosity, rated | : 1.00 cP |
| Vapor pressure, rated | : 0.00 psi.a |

## Material

| | |
|---|---|
| Material selected | : Standard |

## Pressure Data

| | |
|---|---|
| Maximum working pressure | : 9.12 psi.g |
| Maximum allowable working pressure | : 72.50 psi.g |
| Maximum allowable suction pressure | : N/A |
| Hydrostatic test pressure | : N/A |

## Driver & Power Data (@Max density)

| | |
|---|---|
| Driver sizing specification | : Rated power |
| Margin over specification | : 0.08 % |
| Service factor | : 1.00 |
| Power, hydraulic | : 5.32 hp |
| Power, rated | : 7.13 hp |
| Power, maximum, rated diameter | : 8.40 hp |
| Minimum recommended motor rating | : 7.50 hp / 5.59 kW |

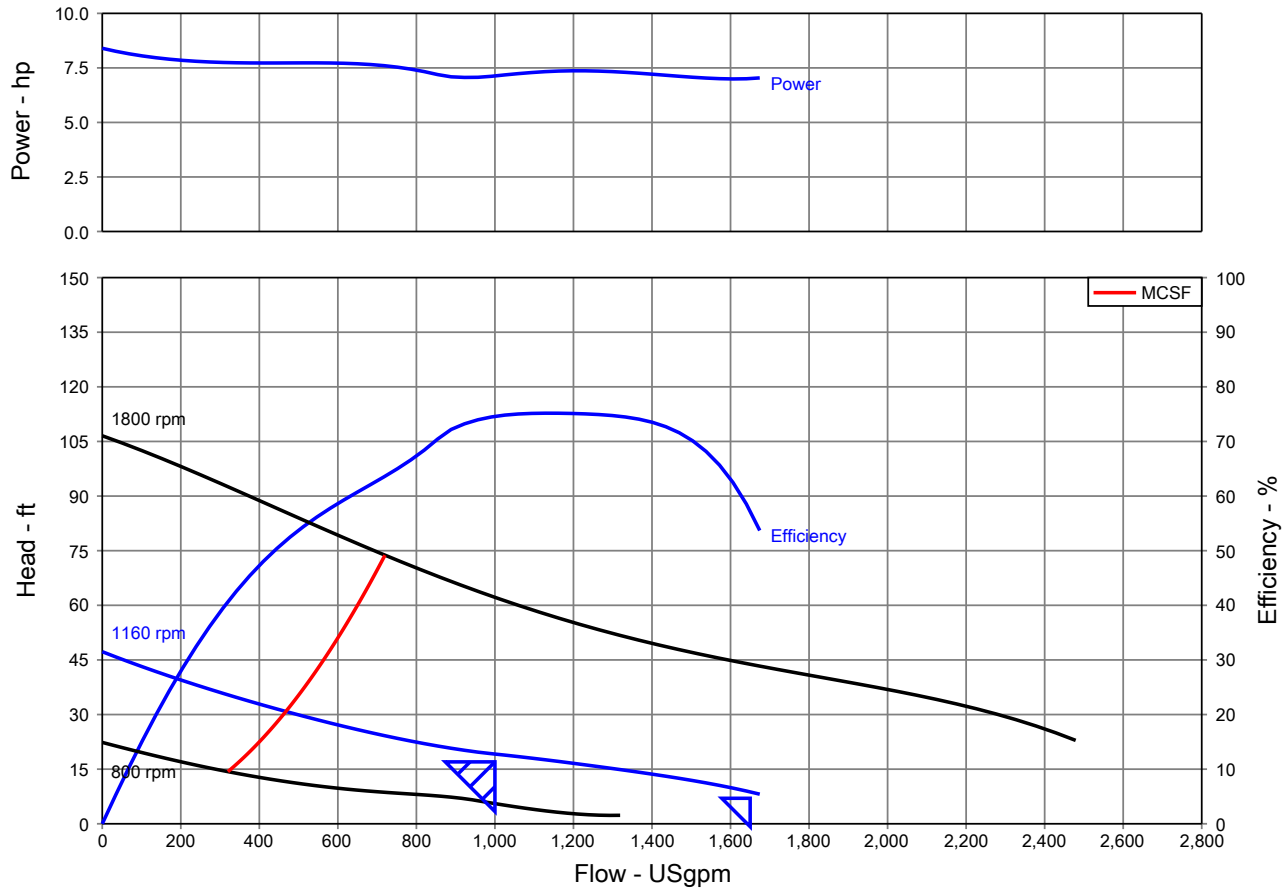

# Construction Datasheet

| | | | |
|---|---|---|---|
| Customer | : TSC-Jacobs - North Office | Quote Number | : 2229262 |
| Project | : | Model / Size | : SFE8-T Horizontal |
| Item number | : P-37101, P-37102 | Stages | : 1 |
| Service | : AGS WAS Pumps | Pump speed | : 1,160 |
| Quantity of pumps | : 2 | Date last saved | : 30 Oct 2025 9:08 AM |

## Construction

| Nozzle | Size | Rating (ANSI) | Face | Pos'n |
|---|---|---|---|---|
| Suction | 8 in | 125 lbs | RF | Left |
| Discharge | 8 in | 125 lbs | RF | Right |

| | |
|---|---|
| Impeller Type | : Screw-Centrifugal |
| Impeller Design | : Non-Clog |
| Pump Orientation | : Horizontal |
| Bearing Type (Rad/Thr) | : Ball/Ball |
| Bearing Lubrication | : Grease |
| Rotation (view from shaft-end) | : CW |

## Materials

| | |
|---|---|
| Casing | : Cast Iron |
| Impeller | : High Chrome |
| - | : High Chrome (regulable) |
| Elastomer | : Buna Wet End O-rings |
| Shaft | : Steel |
| Sleeve | : N/A |

## Baseplate, Connection and Guard

| | |
|---|---|
| Baseplate Type | : Direct Drive |
| Baseplate Material | : Steel |
| Orientation | : Horizontal |
| Connection Type | : Direct drive |
| Guard | : Fiberglass/Polyethylene |

## Weights (Approx.)

| | |
|---|---|
| Bareshaft pump | : 546.0 lb |
| Baseplate | : 200.0 lb |
| Driver | : 315.0 lb |
| Total weight | : 1,061.0 lb |

## Driver Information

| | |
|---|---|
| Manufacturer | : Trillium Pumps USA Choice |
| Power | : 10.00 hp |
| Service factor | : 1.15 |
| Speed | : 1200 |
| Orientation / Mounting | : Horizontal/Foot |
| Driver type | : Horizontal |
| Frame-size | : 256T |
| Enclosure | : TEFC |
| Hazardous area class | : N/A |
| Explosion rating | : N/A |
| Volts / Phase / Hz | : 460/3/60 |
| Insulation | : Class F |
| Temperature Rise | : B |
| Motor mounted by | : Trillium Pumps USA |

## Seal, Gland and Piping

| | |
|---|---|
| Seal Arrangement | : Tandem |
| Seal Size | : N/A |
| Manufacturer | : AES |
| Gland Material | : Stainless Steel |
| Seal Face Mat'l | : Carbon/Ceramic & Tungsten Carbide/Silicon Carbide |
| Throat Bushing | : N/A |
| Seal Flush Plan | : - |
| Seal Flush Construction | : - |

| PUMP SIZE | BRG FRAME | MOTOR FRAME | MODEL NO. | CP | HB | HL | HT | Y | SUC | DIS | MAX WIDTH | MAX LENGTH | WEIGTH LESS MOTOR (LBS) |
|---|---|---|---|---|---|---|---|---|---|---|---|---|---|
| SFE8-T,-Z | BFE2S | 213T-215T | 79927_GA1 | 33.9 | 42.0 | 15.4 | 3.5 | 10.9 | 8 | 8 | 26.0 | 57.0 | 766.0 |
| | | 254T-256T | 79927_GA2 | | 48.0 | | | | | | | 63.0 | 790.0 |
| | | 284T-286T | 79927_GA3 | | | | | | | | | 65.0 | 792.0 |
| | | 324T-326T | 79927_GA4 | | 54.0 | | 4.8 | | | | | 70.0 | 820.0 |
| | BFE2W | 213T-215T | 79927_GA5 | 29.8 | 42.0 | | 3.5 | | | | | 57.0 | 759.0 |
| | | 254T-256T | 79927_GA6 | | 48.0 | | | | | | | 63.0 | 783.0 |
| | | 284T-286T | 79927_GA7 | | | | | | | | | 63.0 | 785.0 |
| | | 324T-326T | 79927_GA8 | | 54.0 | | 4.8 | | | | | 70.0 | 813.0 |
| SFE8-B,-D | BFE2S | 213T-215T | 79927_GA9 | 32.1 | 42.0 | 13.5 | 3.5 | 9.1 | 6 | | | 55.0 | 761.0 |
| | | 254T-256T | 79927_GA10 | | 48.0 | | | | | | | 61.0 | 785.0 |
| | BFE2W | 213T-215T | 79927_GA11 | 28.0 | 42.0 | | | | | | | 55.0 | 753.0 |
| | | 254T-256T | 79927_GA12 | | 48.0 | | | | | | | 61.0 | 777.0 |
| | | 284T-286T | 79927_GA13 | | | | | | | | | 61.0 | 779.0 |

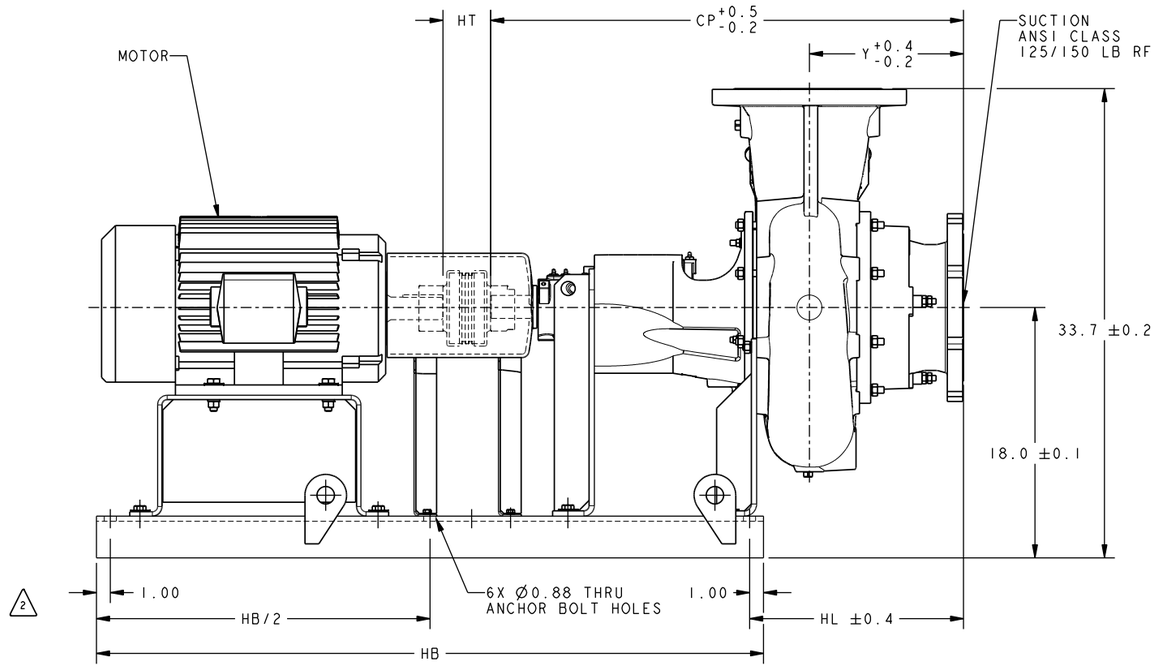


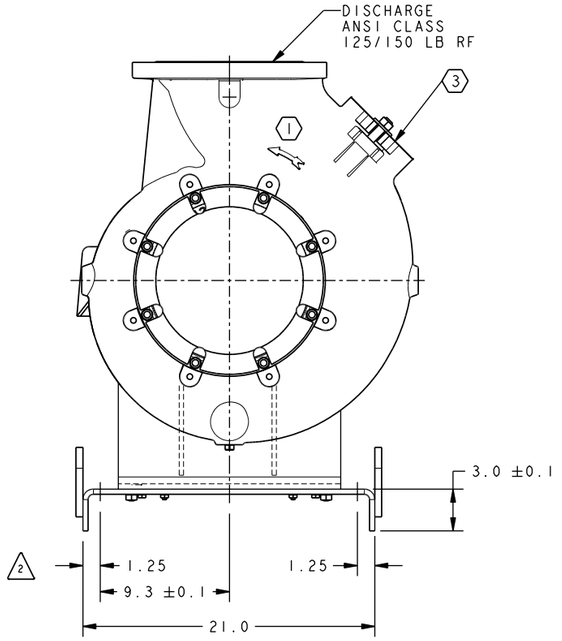


NOTES:

1. CLOCKWISE ROTATION VIEWED FROM DRIVE END.
2. ALL DIMENSIONS ARE IN INCHES, UNLESS OTHERWISE SPECIFIED.
3. CASE INSPECTION/HANDHOLE.

THIS DRAWING CONTAINS CONFIDENTIAL INFORMATION AND IS THE EXCLUSIVE PROPERTY OF TRILLIUM PUMPS USA SLC LLC. IT MAY NOT BE COPIED OR REPRODUCED IN ANY FORM WITHOUT THE EXPRESS WRITTEN PERMISSION OF TRILLIUM PUMPS USA SLC LLC.

©COPYRIGHT 2019 TRILLIUM PUMPS USA SLC LLC, ALL RIGHTS RESERVED.

REVISIONS

| NO. | BY | DATE | CHK'D | ECN | DESCRIPTION |
|---|---|---|---|---|---|
| 1 | HSS | 01/16 | LM | - | REVISED FOR WEMCO SCREW CENTRIFUGAL PUMP |
| 2 | PHC | 11/24/16 | MK | 00315 | REDRAWN IN CREO, REFER ECN FOR DETAILS |
| 3 | SHS | 03/06/18 | RPD | 00390 | 79927_GA13 ADDED IN BOTH ASSEMBLY AND DRAWING. |

CERTIFIED FOR CONSTRUCTION

DATE

BY

REFERENCE

| DWG. NO. | DESCRIPTION |
|---|---|
| | |
| | |
| | |
| CODE NO. | CHG 03/14/16 |

CUSTOMER

USER

SERIAL NO.

| CUSTOMER ORDER NUMBER | EPS SALES SHEET NO. |
|---|---|
| | |

TRILLIUM FLOW TECHNOLOGIES

WEMCO• ROTO-JET•

GENERAL ARRANGEMENT
SFE8 DIRECT CONNECT
BFE2S, BFE2W BEARING FRAME
WEMCO SCREW-FLOW PUMP

| | | | |
|---|---|---|---|
| DRAWN BY | JJU | DATE | 3-1-00 |
| CHECKED | BRD | DATE | 3-14-00 |
| APPROVED | BRD | DATE | 3-14-00 |

CAD NO. 79927-1 SHEET 1 OF 1

SCALE NTS SIZE D DWG NO. 79927 REVISION 3

DRAWING NO. 79927

## TERMS AND CONDITIONS OF PURCHASE

### 1. DEFINITIONS AND INTERPRETATION

1.1 In the Contract the following definitions apply as well as any definitions defined locally within these Terms and Conditions or the applicable Purchase Order:

**"Affiliate"** means any entity that directly or indirectly controls, is controlled by or is under common control with, another entity;
**"Client"** means the person or entity purchasing the Goods and/or Services from Trillium;
**"Contract"** means these Terms and Conditions and the applicable Purchase Order;
**"Force Majeure"** means an event or sequence of events beyond a party's reasonable control, preventing or delaying that party from performing its obligations under the Contract**,** including; (a) an act of God, fire, flood, lightning, earthquake or other natural disaster, or pandemic; (b) any action taken by a governmental or public authority, including imposing an export or import restriction, quota, or other restriction or prohibition or any complete or partial government shutdown; (c) war, riot or civil unrest; (d) interruption or failure of supplies of power, fuel, water, transport, equipment, telecommunications service, or material required for performance of the Contract; or (e) strike, lockout or boycott or other industrial action including those involving Trillium or its workforce;
**"Goods"** means all goods, products and ancillary equipment and spare parts specified in the applicable Purchase Order;
**"Intellectual Property Rights"** means patents, utility models, rights to inventions, copyright and neighbouring and related rights, trade marks, business names and domain names, rights in get-up and trade dress, goodwill and the right to sue for passing off, rights in designs, rights in computer software, rights in Confidential Information, database rights, and all other intellectual property rights, in each case whether registered or unregistered and including all applications and rights to apply for and be granted, renewals or extensions of, and rights to claim priority from, any rights and all similar or equivalent rights or forms of protection that subsist or will subsist now or in the future in any part of the world;
**"Laws"** mean all federal, state, provincial, or local laws, statutes, rules, orders, regulations, ordinances, codes, decrees, judgements, writs, injunctions, directives or interpretations adopted, enacted, issued, promulgated, or ratified by any governmental authority and having the force of law, and having jurisdiction over the parties in relation to the Contract;
**"Price"** means the price payable by Trillium to the Seller for the applicable Goods and/or Services;
**"Purchase Order"** means any purchase order placed by Trillium that sets out details of the Goods and/or Services that are to be provided by Seller to Trillium in accordance with these Terms and Conditions, including the documents containing (i) the description of the Goods and/or Services and/or the scope of work of the Supplier, (ii) the list of technical specifications applicable to the Contract, and related exceptions, (iii) the procedures related to quality control of the Goods and/or Services, (iv) the documents requested in relation to the scope of work, such as certificates of origin, etc., and (v) the list of any additional technical documentation and information applicable to the Contract, including designs, specifications, and samples, if any;
**"Seller"** or "**Supplier**" means the person or entity to whom Trillium's Purchase Order is issued;
**"Seller Personnel"** means all employees, directors, officers, and Sub-Suppliers of Seller who are engaged in the performance of Seller's obligations under the Contract from time to time;
**"Services"** means the services set out in the Purchase Order that are to be performed by Seller or by the Sub-Suppliers, as the case may be;
**"Site**" means the address of the place where the Services are to be performed, as specified in the Purchase Order;
**"Sub-Supplier"** means any agent, sub-contractor or other third party engaged by Seller in relation to the provision of the Goods and/or Services;
**"Terms and Conditions"** means these terms and conditions of purchase in relation to the applicable Contract;
**"Trillium"** means the Trillium entity specified in the Purchase Order that purchases the Goods and/or Services from the Seller, and such Trillium entity's successors, assigns and Clients;
**"Trillium Indemnitees"** means Trillium and its Affiliates, its and their respective shareholders, directors, officers, employees, contractors, subcontractors, agents and representatives.

1.2 The parties agree that: (a) the headings to the clauses in these Terms and Conditions are inserted for convenience of reference and shall not affect their interpretation; (b) in case of any conflict or inconsistency between these Terms and Conditions and the terms of the Purchase Order, the terms of the Purchase Order shall prevail; and (c) English shall be the language of the Contract, and all communications, written or oral, and documents under the Contract shall be in the English language unless otherwise stated elsewhere in the Contract.

### 2. APPLICABILITY, CONTRACT FORMATION AND CHANGES

2.1 **Applicability.** These Terms and Conditions apply to all orders for Goods and/or Services placed by Trillium pursuant to a Purchase Order. Unless expressly agreed in writing by Trillium, any terms or conditions contained in a quotation or any other documents provided by Seller shall not apply to any Goods or Services purchased by Trillium and shall not bind Trillium, and Trillium explicitly rejects any such terms or conditions.

2.2 **Contract Formation.** Processing of any Purchase Order or delivery by the Seller shall of itself constitute acceptance of the Contract where acceptance shall not previously have been communicated to Trillium. The Contract shall continue until each party's obligations are completed in accordance with the terms of the Contract, unless terminated earlier in accordance with the terms of the Contract (the "**Term**").

2.3 **Changes.** Trillium may at any time request changes, amendments or modifications as to the amount, scope and/or nature of the Goods and/or Services covered by a Purchase Order via a written notice to Seller. Within five (5) days of receipt of such notice (or sooner if requested by Trillium), Seller shall advise Trillium of the effect of such change(s) on the Price, delivery dates or other obligations of Seller under or in connection with the Contract. Seller shall provide reasonable assistance to Trillium to allow Trillium to evaluate the effect of the changes as advised by Seller. During this period, unless otherwise agreed to in writing by Trillium, Seller shall not delay delivery of the Goods and/or performance of the Services. If Trillium intends to proceed with the proposed amendments or modifications to the Purchase Order following Seller's advice, Trillium shall provide written instruction to proceed with the change(s) confirming the scope of the alteration(s) required by Trillium and any agreed changes to the Price, delivery date(s) or other affected terms of the Contract. Seller's failure to advise Trillium of the effect of the proposed modifications on the Price, delivery dates(s) or any other obligations under the Contract, as required under this Clause 2.3, shall be deemed as confirmation that all terms of the Contract remain unchanged. If Trillium and Seller are unable to agree on any applicable changes to the terms of the Purchase Order due to the proposed alteration(s) as stated in this Clause 2.3, then Seller shall, if directed by Trillium, nevertheless proceed to perform such alterations and/or changed works (if technically feasible) until agreement on the applicable changes can be reached.

### 3. PRICE.

Unless otherwise agreed in writing, all Prices are fixed and not subject to escalation or surcharges, including but not limited to increase in costs due to tariffs, duties, or other governmental charges, and any tax for which Seller is accountable. No increase in Price will be allowed unless approved by Trillium in writing. Where applicable, Trillium shall have the right at any time to withhold or set-off against amounts owed to the Seller any amounts which are due or are reasonably expected to become due to Trillium under this or any other Contract. Seller must submit the final invoice within seven (7) days of the completion of its obligations under the Contract.

### 4. DELIVERY OF GOODS AND DOCUMENTATION

4.1 **Delivery.** All stipulations made by Trillium as to specification of the Goods, or as to quality, fitness, quantity or time for delivery will be essential conditions. Unless otherwise agreed in writing by Trillium, the Goods may not be delivered by installments and Seller may not apply for progress payments in respect or on account of the supply of Goods. The Goods must be delivered free at the destination indicated in the Purchase Order, unless otherwise agreed between the parties. Trillium reserves the right to refuse to pay for any Goods delivered in excess of the quantity ordered or not in accordance with any delivery schedule referred to in the Contract. Seller will be liable to Trillium for any loss or damage resulting directly or indirectly from a failure to deliver by a specific date. Seller shall be responsible for delivery of Goods as stated in the Purchase Order in accordance with Incoterms 2020 and any subsequent amendments, unless stated otherwise.

4.2 **Documentation.** Goods will not be accepted unless accompanied by a delivery docket or packing slip showing Trillium's order number, part number, part name and quantity. Invoices clearly showing Trillium's order number, details of the Goods delivered, contents of each consignment against separate consignment numbers and the Price and all discounts allowable must be supplied to Trillium together with all certifications (if any) specified in the Purchase Order.

### 5. HAZARDOUS SUBSTANCES

5.1 Seller will mark any Goods containing hazardous substances with the product name and in accordance with applicable Internationally Harmonized System for Classification and Labelling of Chemicals (GHS) pictograms (and any required local markings).

5.2 The transport and all other documents will include a declaration of danger and will also indicate the name of the hazardous material in accordance with GHS standards.

5.3 Goods containing hazardous substances will be accompanied by emergency information in English in the form of written instructions, indications and/or markings.

5.4 Seller will provide Safety Data Sheets in accordance with GHS standards and communicate in a timely manner any available information regarding potential and actual dangers during transportation, movement and use of all hazardous substances.

### 6. INSPECTION, TITLE AND RISK

6.1 All Goods delivered to Trillium are subject to Trillium's and/or Trillium's Client's inspection and/or testing after arrival and unpacking at the ultimate destination. The signing of a delivery document or the payment by Trillium of the whole or any part of the Price does not constitute acceptance of the Goods. If the Goods are to be incorporated into any plant or premises, such inspection and testing may be carried out after installation or incorporation and under operating conditions.

6.2 If the Goods are found to be unsatisfactory, defective or of inferior quality or workmanship or not in accordance with these Terms and Conditions, Trillium may, without prejudice to any other right or remedy available to it in respect of the same, reject the Goods and return them to the Seller at the Seller's cost and expense, whereupon the Seller must, upon demand by Trillium, reimburse Trillium for any amount paid by Trillium to the Seller and for the costs and expenses incurred by Trillium in so returning the Goods.

6.3 Trillium also reserves the right to expedite, inspect, and where applicable, test the Goods while they are in the course of being produced or installed and may for this purpose enter upon the premises of Seller from time to time. Trillium may reject any work performed or being performed that does not conform to the Purchase Order, whereupon the work rejected must be rectified at no additional expense to Trillium. Any such inspection will not relieve Seller of any of its obligations under the Contract.

6.4 Inspection by Trillium and/or Trillium's Client and completion of Trillium's quality assurance plan (if applicable) will not absolve Seller of any liability for poor workmanship.

6.5 Except in respect of Goods rejected by Trillium, title to Goods will pass upon delivery or upon payment of any part of the Price, if earlier, whether delivered or not.

6.6 In the case of undelivered Goods, the risk of loss or damage will remain with the Seller.

### 7. PERFORMANCE OF THE SERVICES.

It is a fundamental condition of the Purchase Order that the Services shall be performed at the date(s), in the sequence and at the Site(s) specified in the Purchase Order and all Services performed or supplied by the Seller will remain at Seller's sole risk until accepted by Trillium. Trillium or Trillium's Client may inspect the Services at any time while they are in the course of being performed. Trillium and/or Trillium's Client may reject any work performed or being performed that does not conform to the Purchase Order, whereupon the work rejected must be reperformed at no additional expense to Trillium. Any such inspection will not relieve Seller of any of its obligations under the Contract.

### 8. ISSUED MATERIALS

8.1 Where Trillium is to issue materials to Seller in accordance with the Contract and any specifications referenced thereto for use or incorporation in the Goods ("**Issued Materials**"), Seller will (at its own cost) inspect the Issued Materials and carry out such tests as are reasonably practicable or are specified in the Contract to satisfy itself as to the suitability of the Issued Materials. Trillium is not liable for any defect in the Issued Materials which such inspection or testing would have revealed. Where such inspection or testing by the Seller reveals a defect in the Issued Materials, Seller must immediately notify Trillium and Trillium will provide a replacement within a reasonable period.

8.2 Issued Materials remain the property of Trillium and must only be used by the Seller for the purpose of the Goods. The Seller shall indemnify Trillium from any costs, charges or expenses arising from any damage or defect caused to or arising from the Seller's use of the Issued Materials. Seller shall be liable for the immediate replacement of any Issued Materials which are damaged beyond reasonable repair or use whilst in the Seller's care and control.

8.3 Issued Materials belonging to Trillium that are held in the care and possession of the Seller must be held solely for the purposes of the Contract and shall not be within the ownership or disposition of the Seller. Seller

must ensure that no lien, charge or other security interest is created over such Issued Materials while in its possession or otherwise under its control. Trillium reserves its rights in respect of all of the Issued Material and Seller must not make any sample of the whole or any portion or description of any of the Issued Materials in any material form or allow any of the Issued Materials or details of such to be made available or divulged to any third party without the prior written consent of Trillium.

8.4 Unless otherwise stated in the Contract all scrap remains the property of Trillium. Seller shall account to Trillium for any scrap or excessive wastage of, or unused, Issued Materials as Trillium may reasonably require.

## 9. WARRANTIES

9.1 **Warranty.** Seller expressly warrants that: (a) the Goods and/or Services will strictly comply with any specifications, representations and with any sample previously supplied by Seller, and any other requirements specified by Trillium and otherwise be in accordance with the Contract; (b) the Services will be rendered in a good and workmanlike manner, with due care, skill and diligence and in accordance with good industry practices and any materials supplied in connection with such Services will be fit for the purpose stated in the Contract; (c) Seller Personnel is properly trained and experienced to perform the Services safely and efficiently; (d) the Goods will, unless otherwise specified in the Contract, be new; and (e) Seller has a right to sell the Goods and the Goods will be free from all charges, liens or encumbrances whatsoever.

9.2 **Remedy for Defective Goods.** If, within 12 months of placing the Goods into service or 18 months after the date of delivery (or other agreed guarantee period) whichever occurs first, Trillium gives notice to Seller of any defect in the Goods, Seller must at its own expense repair or replace the Goods so as to remedy the defect(s). This provision will apply to any Goods repaired or replaced until the end of the period equal to the guarantee period from the date of repair or replacement. This will be in addition to any warranty implied by Law. Seller will also be liable for all direct costs associated with the repair and/or replacement of the Goods referred to in this Clause 9.2 including removal, disassembly transport, and reinstallation. In the event Seller fails to proceed diligently to so replace or repair within a reasonable time after receipt of the notice referred to in this Clause 9.2, Trillium or the Client may undertake or complete such replacement or repair at Seller's risk, cost and expense.

9.3 **Remedy for Defective Services.** If within 12 months after the date the Services are completed (or other agreed guarantee period), Trillium gives notice to Seller of a defect or other deficiency in the Services, Seller agrees to correct, at its own cost, all defects or other deficiencies in the Services, including, costs of repair, removal, reinstallation, new material, labor and equipment attributable to the acts or omissions of Seller or Seller Personnel or failure by Seller to comply with any obligation expressed or implied herein (the "**Warranty Work**"). If following Trillium's request for Warranty Work, there is a delay by Seller to commence Warranty Work within the time period requested by Trillium and such delay would cause monetary damages to Trillium, Trillium may, at its sole option, immediately proceed to perform such Warranty Work itself or through other contractors or subcontractors and recover from Seller the total cost to Trillium therefor or deduct the same from any monies due or which become due to Seller. If no sums or if insufficient sums are available for full set-off by Trillium, then Seller, upon receipt of Trillium's written notice of Seller's obligations hereunder, shall promptly remit to Trillium all sums due and owing pursuant to the terms of this Clause 9.3.

9.4 Seller shall provide twelve (12) months advance notice to Trillium prior to Seller ceasing production of any Goods or spare parts and Seller shall provide Trillium with all manufacturing information and drawings to enable Trillium to manufacture such Goods or spare parts after Seller ceases production.

9.5 If requested by Trillium, for the duration of Trillium's contractual obligations to its Client(s), each aspect of the prices, warranties, benefits and other terms being provided under this Contract are and will remain at least equal to the terms that have been offered and/or will be offered by Seller to its other customers. If Seller has provided or will provide better terms than those provided to Trillium hereunder, this Contract will be deemed appropriately amended to provide such terms to Trillium. Seller shall promptly provide Trillium with any refunds, credits, or benefits thereby created.

## 10. INDEMNITY AND INSURANCE

10.1 Seller shall defend, indemnify and hold the Trillium Indemnitees harmless against all loss, liability, damage, costs, actions, demands, expenses and suits whatsoever (including in the case of litigation legal costs and disbursements) arising out of or suffered or incurred in connection with any loss or damage to property or injury to or death of any person or any financial or other consequential loss for and in respect of any such loss, damage, injury or death in whole or in part caused or arising from directly or indirectly or in any way attributable or incidental to: (a) any willful or negligent act or omission whatsoever by the Seller or Seller Personnel; (b) any claim with respect to or arising out of any defect in, or title to, the Goods; (c) any claim that the Goods and/or Services infringe or are alleged to infringe directly or indirectly any patent, trademark, copyright or other proprietary right; or (d) breach by Seller or Seller Personnel of any of the Seller's obligations under the Contract or applicable Laws.

10.2 If any part of the Goods or Services in any suit or proceedings is held to constitute infringement and its use be enjoined, Seller shall within a reasonable time either (a) secure for Trillium and its Client the perpetual right to continue the use of the Good(s) or Service(s) or (b) replace or modify the Good(s) and/or Service(s) so that it becomes non-infringing, provided the performance is not affected in any adverse manner.

10.3 If the Seller either as principal or as agent enters upon any premises or property of or being used or accessed by Trillium or its Client in order to perform Services including construction, erection, inspection, delivery, servicing, repairing, consulting or advising or any other obligation: (a) Seller shall indemnify and hold the Trillium Indemnitees harmless at all times from and against all losses, damages, costs, expenses, liabilities, claims and demands whatsoever on account of injury to or death of any person or on account of loss or damage to the property of any person (including the Seller and Seller Personnel) arising out of or in any manner connected with the performance of such work, and the Seller will at its own expense defend any and all actions based on the foregoing and must pay all legal costs and all costs and other expenses arising from such actions; and (b) Seller must at all times exercise all necessary precautions for the safety of persons who might be affected by such work, and without limiting this, must at all times duly comply with the requirements of any regulations, work practices and procedures prescribed by applicable Laws, and of any authority having jurisdiction in the matter, and with any direction that may from time to time be given by any supervisor or other responsible employee of Trillium.

10.4 **Insurance.** Seller shall have in place contracts of insurance with reputable insurers incorporated in its country of establishment to cover its obligations under the Contract. On request, Seller shall supply evidence of the maintenance of the insurance and all of its terms from time to time applicable. Seller shall, on request by Trillium, assign to Trillium the benefit of such insurance.

## 11. INTELLECTUAL PROPERTY AND CONFIDENTIALITY

11.1 **Confidentiality**. Any document, data, drawings, blue prints, plans, designs, images, specifications, technical data and any other material or information supplied or made available by Trillium to Seller as part of the Contract or any other documentation or information in whatsoever form provided by Trillium to Seller during the performance of the Contract ("**Confidential Information**"), shall be treated as strictly confidential and shall not be divulged by Seller to any person, except as required by Law or to Seller Personnel, who need to know such Confidential Information in order for Seller to comply with its obligations under the Contract and Seller shall ensure that such recipients comply with the obligations set out in this clause as though they were a party to the Contract. Seller shall promptly return or (at Trillium's request) destroy all Confidential Information on request by Trillium. As between Trillium and Seller, Trillium retains title to all of its Confidential Information.

11.2 **Intellectual Property Ownership.** All right, title and interest (including all Intellectual Property Rights) in any documents, information and other materials created in or arising from the performance of the Contract (the "**Work Product**") shall be the exclusive property of and shall vest in Trillium on creation. Nothing in the Contract shall affect the ownership of rights in materials created by Seller prior to or independently of the performance of the Contract, which shall remain with Seller. To the extent that use of such rights is required to be able to use the Work Product, Seller hereby grants to Trillium a perpetual, irrevocable, sub-licensable, non-exclusive, world-wide, royalty free right to use such rights**.** Nothing in the Contract shall affect the ownership of rights (including Intellectual Property Rights) in materials, including without limitation specifications, designs, drawings, data, and know how, provided to Seller by Trillium, which shall remain with Trillium. Seller shall have no right to use such materials, except as necessary to perform its obligations under the Contract.

## 12. PROCESSING OF PERSONAL DATA.

Each party agrees to process the personal data acquired from the other party during the performance of the Contract (the "**Personal Data**") in compliance with applicable Data Protection Laws, including where relevant, the provisions of General Data Protection Regulation (EU) 2016/679 and the United Kingdom Data Protection Act 2018, as amended from time to time and every law and provision concerning personal data protection, which may be applicable from time to time (hereinafter, collectively referred to as "**Data Protection Laws**"). For the purpose of this Contract's management and performance, each party (i) should be considered as acting as an independent data controller with regard to the Personal Data it processes (as a "**Secondary Data Controller**") and which have been provided by the other party ("**Primary Data Controller**"). Such Primary Data Controller undertakes to duly inform its personnel of such disclosure on behalf of the Secondary Data Controller. Each party, for the parts it is responsible for, is specifically obliged to comply with, when necessary, obligations concerning information to be sent to the data subjects (including ensuring appropriate legal basis for processing) and to obtain, when necessary, from the same all required consent in relation to the processing of the Personal Data transferred to and processed by the other party and to meet any obligations provided for by Data Protection Laws. The parties declare that their respective internal and external personnel and staff members processing the Personal Data, directly and/or indirectly concerned with the performance of the Contract, have been informed of the confidential nature of, and legal requirements (including those under the Data Protection Laws) relating to, such Personal Data and have received suitable training on their responsibilities to protect the Personal Data. Where additional services would be contemplated between the parties, involving the processing of Personal Data by a party on behalf of the other, the parties undertake to discuss in good faith of the term of any data processing agreement which may be required.

## 13. COMPLIANCE WITH LAWS

13.1 **Applicable Laws.** Seller represents and warrants that it is, and will remain, fully compliant with all applicable Laws (including in connection with bribery and anti-corruption). Seller shall comply and shall ensure that Seller Personnel read and comply with all Trillium policies listed in the Purchase Order or otherwise provided to Seller, in each case as updated from time to time. Seller shall ensure that Seller Personnel read and comply with Trillium's Supplier Code of Conduct as updated from time to time. Seller shall obtain and maintain all permits, licenses and other approvals or consents necessary for the performance of the Contract. Trillium shall be entitled to demand a certificate of origin of any of the Goods that Trillium receives from Seller. Any breach of this Clause 13.1 shall be deemed a material breach and (without prejudice to its other remedies) Trillium shall be entitled to immediately terminate the Contract concerned and any other contract then in force between Trillium and Seller.

13.2 **Economic Sanctions and Trade Controls.** (a) Seller shall comply with all applicable trade controls and sanctions, including but not limited to United Kingdom (UK), European Union (EU) and Laws of the U.S. Commerce, Treasury, State and Defense Departments or other agency regulating U.S. export controls and sanctions. (b) Seller shall disclose to Trillium in writing whether, to the best of its knowledge, Seller or any of its owners, shareholders or officers are, or have been, the subject of a government investigation or convicted for violations of any applicable export Laws. Definitions for ownership and control vary based on the applicable sanctions program. OFAC generally follows the "50 Percent Rule," which states that the property and interests in property of entities directly or indirectly owned fifty percent (50%) or more in the aggregate by one or more blocked persons are considered blocked. However, some sanctions programs, such as the EU and UK use a different standard, including a focus on not just ownership but also on control. (c) Seller shall acquire any necessary export licenses or permits prior to exporting goods to Trillium. Seller shall inform Trillium if Seller or any of its subsidiaries appear on the U.S., UK, EU, or any other international sanction list. To the extent that Seller sub-contracts or assigns its obligations or utilizes agents or third parties with respect to the performance of this Contract, Seller shall incorporate the obligations of this provision with respect to export compliance into its respective subcontracts and agreements with such parties.

13.3 **Goods Originating in or Exported from Sanctioned Countries.** (a) Seller shall not supply Goods originating in or exported from sanctioned or embargoed countries, including but not limited to Russia, Iran, Cuba, North Korea, Syria, Belarus, and the occupied Ukrainian territories (including but not limited to Crimea and Sevastopol, Donetsk, Luhansk, Kherson, and Zaporizhzhia). (b) Seller shall not supply iron or steel Goods processed in a third country incorporating iron or steel inputs originating in Russia. If requested, Seller shall provide evidence or certification of the origin of the iron and steel inputs utilized, such as a mill test certificate. (c) Seller shall not supply Goods made in regions prohibited by the US, EU or UK, such as China's Xinjiang Uyghur Autonomous Region.

13.4 **Forced Labor.** Seller shall not supply Goods made from forced labor nor Goods utilizing inputs or components made from forced labor.

## 14. TERMINATION AND SUSPENSION

14.1 **Termination for Convenience.** Trillium may terminate the Contract or any part thereof with immediate effect for its sole convenience by giving written notice to Seller. In the event of such termination, Seller shall immediately stop all work on the Contract. Seller shall be paid for any Good(s) delivered and accepted by Trillium and for Services properly performed prior to the date of termination.

14.2 **Termination for Cause.** Trillium may terminate any Contract or any part thereof with immediate effect, for cause, in the event of: (a) any Seller default, including but not limited to late deliveries, deliveries of Goods

and/or performance of the Services that are defective or that do not conform to the Contract, failure to provide Trillium reasonable assurances of future performance, failure to comply with any term or condition of the Contract; or (b) any insolvency-related or similar event. In the event of termination for cause, Trillium shall not be liable to Seller for any amount except for that part of the Price that applies to the supply of finished Goods and/or Services which have, at the date of termination, already been delivered (and/or performed) and accepted. In the event of termination for cause under Clause 14.2(b), it shall be lawful for Trillium to enter the premises where the Goods are situated and take possession of any materials the property in which has passed to or is vested in Trillium or attributable to the Goods and/or recover any Work Product and/or Confidential Information. Termination for cause shall be without prejudice to any claim or right of action that Trillium may have by virtue of the default which gave rise to the termination.

14.3 **Suspension.** Trillium may at any time suspend the performance of the Purchase Order, in whole or in part, through a written notice to Seller. Upon receipt of such notice, Seller shall promptly suspend further performance of its works and shall during the suspension period protect and secure the Goods and/or Services (including all supplied materials and equipment) against any deterioration, loss or damage. At the end of the suspension period and subject to Seller's revised delivery information, Trillium reserves the right to either instruct Seller to proceed with the manufacture and/or delivery of the Goods and/or performance of the Services to the agreed revised delivery date and Seller shall be bound by such instructions or cancel the Purchase Order in accordance with Clause 2.3 of these Terms and Conditions.

## 15. GENERAL

15.1 **Notices.** Any notice given by a party under the Contract shall be: (a) in writing and in English; (b) sent to the relevant party at the address set out in the Contract or to an alternative address notified in writing by the relevant party; or (c) if agreed to by the parties, served by email to the email address set out in the Contract or as otherwise notified from time to time. The parties may not serve documents relating to formal legal proceedings by email.

15.2 **Force Majeure.** If, by reason of an event of Force Majeure, either of the parties shall be delayed in, or prevented from, performing any of the provisions of the Contract then, provided that the affected party promptly, but in no event later than three (3) days after the occurrence of the event of Force Majeure, notifies the other in writing of the nature and extent of such event, such delay or non-performance shall not be deemed to be a breach of that party's obligations under the Contract and no loss or damage shall be claimed by either of the parties hereto from the other by reason thereof. In case of a Force Majeure event, the parties agree to meet and work together to minimize the impact of such event on the Goods and/or Services, If the Force Majeure event continues to delay or prevent either party's performance of the provisions of the Contract for a continuous period of more than sixty (60) days, either party may terminate the Contract by written notice to the other party.

15.3 **No Employment.** In the event that Seller's obligations require or contemplate performance of Services by Seller Personnel to be done on Trillium's or Client's property, Seller agrees that all such Services shall be performed as an independent contractor and that the Seller Personnel performing such Services shall not be considered Trillium's employees.

15.4 **Cumulative and Equitable Remedies.** Trillium's rights and remedies provided in the Contract are cumulative and not exclusive of any rights and remedies provided by applicable Laws and shall not be affected by termination of the Contract. Seller recognizes that any breach or threatened breach of the Contract may cause Trillium irreparable harm for which damages may not be an adequate remedy. Accordingly, in addition to any other remedies and damages available to Trillium, Seller acknowledges and agrees that Trillium is entitled to the remedies of specific performance, injunction and other equitable relief without proof of special damages.

15.5 **Assignment and Subcontracting.** Seller may not assign, transfer, mortgage, charge, subcontract, delegate, declare a trust over or deal in any other manner with the Contract, in whole or in part, or any of its rights or obligations under the Contract without the prior written approval of Trillium. Where permission to subcontract is granted by Trillium, Seller shall ensure the provisions of the Contract are reflected with its Sub-Suppliers and are enforced against them. Notwithstanding any permission by Trillium to subcontract, all responsibility and liability shall remain with the Seller.

15.6 **No Partnership.** The parties are independent persons and are not partners, principal and agent or employer and employee and the Contract does not establish any joint venture, trust, fiduciary or other relationship between them, other than the contractual relationship expressly provided for in it. Neither party shall have, nor shall represent that it has, any authority to make any commitments on the other party's behalf.

15.7 **Severability and Survival.** All terms of the Contract are severable, and any provision of the Contract held to be invalid, illegal, or unenforceable in any jurisdiction shall, as to such jurisdiction, be ineffective to the extent of such invalidity, illegality, or unenforceability without affecting the validity, legality, and enforceability of the remaining provisions hereof or thereof. The invalidity of a particular provision in a particular jurisdiction shall not invalidate such provision in any other jurisdiction. Those provisions that are expressed, or by their nature are required, to survive expiry or termination of the Contract, shall survive expiry or termination of the Contract.

15.8 **Entire Agreement.** The Contract constitutes the entire agreement between Trillium and Seller and supersedes any prior oral or written understandings and representations between Trillium and Seller relating to its subject matter. The provisions of the United Nations Convention on Contracts for the International Sale of Goods are expressly disclaimed and shall not apply.

## 16. GOVERNING LAW AND JURISDICTION

16.1 **Americas.** If Trillium is based in North or South America (the "**Americas**"), the Contract will be governed by and construed in accordance with the laws of the State of Texas, without giving effect to any choice of law or conflict provision or rule that would cause the laws of any other jurisdiction to be applied. Where this Clause 16.1 applies, all disputes arising out of or in connection with the Contract must be brought in a state or federal court sitting in Harris County, Texas, and each party hereby irrevocably submits itself to the exclusive jurisdiction of each such court in any such action or proceeding and waives any objection it may now or hereafter have to venue or convenience of forum. THE PARTIES HEREBY IRREVOCABLY WAIVE THEIR RIGHT TO TRIAL BY JURY.

16.2 **Outside of the Americas.** If Trillium is based outside of the Americas, the Contract will be governed by and construed in accordance with the laws of England. Where this Clause 16.2 applies, all disputes arising out of or in connection with the Contract shall be referred to and finally resolved by arbitration under the London Court of International Arbitration Rules ("**LCIA Rules**"), which LCIA Rules are deemed incorporated by referenced into this clause. The number of arbitrators shall be one (1). The seat, or legal place, of arbitration shall be London, England. The language used in the arbitral proceedings shall be English. The governing law of this arbitration agreement shall be English law.

# Turning Water Industries Corporation

# Proposal

May 20, 2026 No. 25149-2

# Installation of Aerators

## Manatee County Southeast Regional

## Water Reclamation Facility

Attention:

PCL Construction

Prepared by:

Turning Water Industries Corporation
P.O. Box 829
Lithia, Florida 33619
Phone (813) 374-9919

Contact:

Rawson M. Goff
P: 813-374-9919
C: 813-426-5171



Florida Licensed Certified General Contractor No. CGC 1515559

Proposal No. 25149-2

## Overview

Installation of 6 Aerator drives, upper impellers, adapter shafts, base plates and motors. Work to be performed without requiring the basins to be drained and cleaned.

## Location of Job-site

Manatee County Southeast Regional WRF
3525 Lena Rd.
Bradenton, Florida

## Scope of Supply

Labor, Supervision, Tools, Construction Equipment and Consumables necessary to perform our work as described in the Scope of Work.

## Scope of Work

Install 6 aerator drives, upper impellers, adapter shafts, base plates and motors.

Includes:

- Mobilization and Demobilization
- Removal and disposal of the existing 6 Aerator drives, upper impellers, adapter shafts and motors.
- Installation of 6 Aerator drives, upper impellers, adapter shafts, base plates, and motors
- Leveling of the drives
- Filling of the drives with operating oil if made available at time of installation

Proposal No. 25149-2

## Clarifications/Comments:

Not included:

1. Not limited to the following; theses items and/or their cost are not included within this proposal:

   - ♦ Permits and/or Bonds (if required)
   - ♦ De-watering and/or de-watering equipment
   - ♦ Draining, Cleaning and/or Filling of the tank
   - ♦ Removal and/or disposal of any plant waste
   - ♦ Supply and/or Disposal of any operating lubricants
   - ♦ Electrical work
   - ♦ Other work not stated in this proposal

## Pricing

Total……. $1,386,000.00

## Estimated Time to Complete Work

……..…….…….....TBD

Start Date……...TBD

AERATION FOR LIFE®

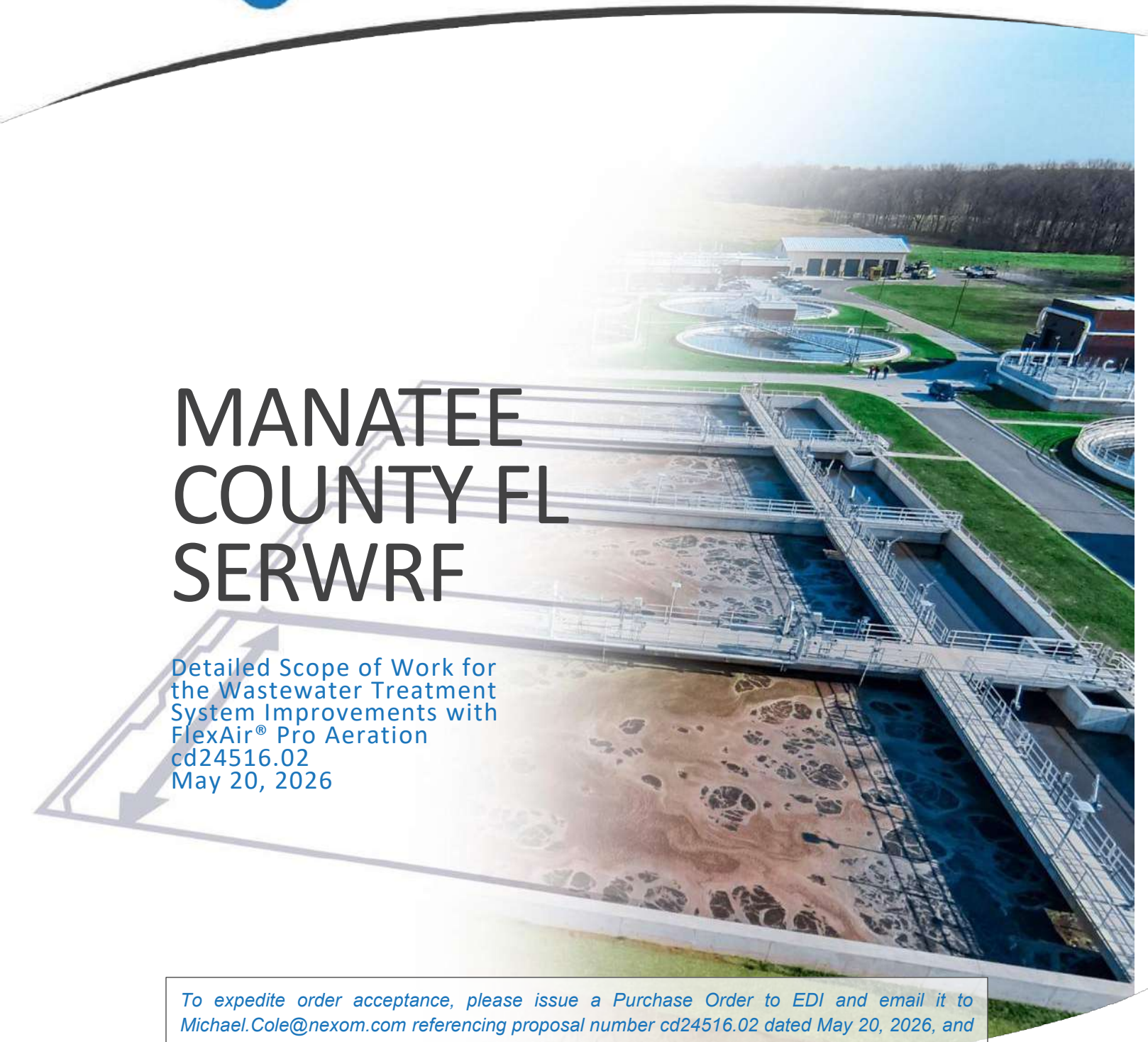

# MANATEE COUNTY FL SERWRF

## Detailed Scope of Work for the Wastewater Treatment System Improvements with FlexAir® Pro Aeration

cd24516.02
May 20, 2026

*To expedite order acceptance, please issue a Purchase Order to EDI and email it to Michael.Cole@nexom.com referencing proposal number cd24516.02 dated May 20, 2026, and the EDI warranty, and terms and conditions of sale as described in this proposal. EDI will accept the order immediately and schedule a kick-off meeting. Alternately, any additional terms that are added to a Buyer's PO will require our Contracts Administrator to negotiate prior to order acceptance.*

5601 Paris Rd.
Columbia, Missouri
USA 65202

+1 573 474 9456
wastewater.com

atac EDI EOSi Napier-Reid Nexom
Axius Water companies

# Scope of Work

Environmental Dynamics International (EDI) is pleased to offer the FlexAir® Pro Aeration Mixing System for the Project Manatee County FL SERWRF project. EDI is offering the aeration system including all in-basin aeration components.

The FlexAir Pro aeration systems offered will meet or exceed the performance requirements for the aeration system as specified in the Engineer's plans and specifications for this project, Section 11451. Clarification to specification is included in this proposal.

EDI designed the aeration system based on loading information from section 11444. The final aeration requirements should be provided by the AGS process supplier.

EDI follows the drawing with same quantity of diffusers shown. The drop and header are 8" per the drawing. EDI propose 4" Lateral in lieu of 8" lateral shown in the drawing. The 4" is capable to handle the peak airflow at minimum headloss and allowing standard saddle diffusers to install.

The following is the detailed scope of work to be supplied by EDI:

## INCLUDED IN OVERALL SCOPE OF SUPPLY

- Aeration system design submittal and shop drawings
- Start-up, commissioning, and initial training
- 1- year warranty from startup (or 18 months from shipment, whichever comes first)
- Operation & Maintenance Manuals
- Shipping to jobsite, Manatee County, FL

# Aeration System Equipment

**Design and Supply** of all in-tank FlexAir® Pro aeration equipment required to make a fully functioning system (as per specifications and drawings) after the horizontal flange at the top of each drop pipe and including all in-water components including but not limited to:

## AERATION BASIN (3 BASINS TOTAL)

| | |
|---|---|
| 12 | 8" 304L Stainless Steel Drop Pipe. Drop pipe provided with flanged top connection and plain end bottom. The drop pipe is to be supported by the contractor such that no downward force is transmitted to the aeration piping system. |
| 12 | 8" 304 Stainless Steel Coupling. Coupling joins plain ends of SS drop and PVC manifold. |
| 12 | 8" Schedule 80 PVC Air Distribution Manifold Assembly. Assembly provided factory assembled and shipped in sub-assemblies. Assembly includes flanged connections at all field joints, flanged header connections and stainless-steel flange fasteners. |
| 324 | 4" Schedule 40 PVC Lateral Assembly. Assembly provided factory assembled and shipped in sub-assemblies. Assembly includes flanged connections at all field joints, diffuser outlet ports, end cap and stainless-steel flange fasteners. |
| Lot | 316 Stainless Steel Pipe Support. Anchor bolts included. |
| 5508 | FlexAir Disc Diffuser Assembly. Includes disc holder, membrane, and retainer ring. |
| 12 | Purge system. |
| 5% | Spare Diffuser included which included membrane and retainer ring. |
| 3 | Disc Tool |

## MANUFACTURER'S FIELD SERVICE:

| | |
|---|---|
| Lot | Start-up, commissioning, and initial training combined with other supplied equipment as per specifications (allowance of 2 trips with total 5 days on site) |

EDI offers advanced Field Services in the most convenient and cost-effective manner to ensure the greatest benefit to our customers. Visits are made by an EDI Service Representative, and may include any of the following:

- Train onsite personnel in general installation and assembly of EDI equipment. This does not include supervision of installation services. Inspect EDI equipment for general conformance to EDI installation, instructions, and requirements. General conformance for the purpose of this statement is defined as an audit of work performed by others. Repairs are not carried by EDI. System adjustments made per EDI's instruction are the responsibility of the installing contractor.
- Provide Startup services to ensure that the equipment is operating satisfactorily.
- Train plant Owners/Operators in the long-term Operation and Maintenance procedures for the EDI equipment that has been installed.
- Provide EDI equipment troubleshooting inspections.

# Exclusions

## GENERAL REQUIREMENTS

- Receiving/off-loading and secure on-site storage of all equipment
- Installation of all supplied equipment, including labor and materials

# Clarifications

## TO SPECIFICATION SECTION 11451

- EDI uses Class 1 (mill/1D-type) finish for stainless-steel pipe in lieu of the specified 2D finish. The Class 1 pipe is annealed, pickled, and passivated per ASTM A380/A967, providing equivalent corrosion resistance for non-architectural service while reducing cost and lead time.
- EDI designs the system with PVC pipe that can withstand 130 degrees F. The actual heat loss to be confirmed with blower discharge temperature information. Cooling loop may be required which is not included in the scope.
- EDI Diffuser is integrated saddle and does not require additional threaded connection to the saddle.

# Pricing

**Price** for the design and supply of the following as described in the scope of work above included in bid items:

- 3 Basins Aeration Equipment

**$458,600 USD** taxes not included (shipping allowed to jobsite)

*Note: See EDI Terms and Conditions: https://wastewater.com/terms/*

## QUOTE VALIDITY

*Proposal pricing is valid for **thirty (30) days** from date of issuance. Should a Purchase Order be awarded to EDI within the 30-day period, it is understood that shipment and acceptance of goods will be allowed within a period no less than one hundred and eighty (180) days from the date of Purchase Order acceptance. If during either the 180-day shipment period there is a material increase in the applicable material index, or if delivery of goods is required beyond the 180-day period, EDI reserves the right to review and adjust pricing accordingly to reflect price changes incurred or expected, based on but not limited to government policy, commodity pricing, availability, and inflationary changes. Any such adjustment shall apply only to the material portion of the contract price and shall be based on changes in applicable Producer Price Index (PPI) categories published by the U.S. Bureau of Labor Statistics, including Steel (WPU101), Resins and Plastics Materials (WPU0721), and Rubber and Rubber Products (WPU071102), calculated using the percentage change from the month of Purchase Order issuance to the most recently published index at the time of procurement. .*

## PAYMENT TERMS:

Payment terms below offered on approved credit:

- 20% net 30 days from Submittals
- 40% net 30 days from Submittal/Long Lead Time Items Approval.
- 40% net 30 days from Shipment.

## EQUIPMENT LEAD TIME / DELIVERY

Shop drawings / submittals would be completed within 6 weeks after confirmation of order. Purchaser has 4 weeks to approve submittal. Approximate delivery times of major components after submittal approval:

- Aeration Equipment 8-10 weeks from submittal

# Questions & Comments

Any questions or comments can be directed to:

**Michael Cole**
Regional Sales Manager
954-540-0672

Michael.Cole@nexom.com

**Environmental Dynamics International**
edi.marketing@wastewater.com
+1-573-474-9456

5601 Paris Rd. · Columbia MO · 65202
www.wastewater.com

BURGESS Civil

**Contact:** **Pedren Alumbaugh**
**Phone:** **(707) 354-0199**

| | | | |
|---|---|---|---|
| Attn: | Christian Schultz | Job Name: | Manatee County SEWRF |
| Quote To: | 1 N. Dale Mabry Highway, Suite 1350 | Job Number: | 26-038-A |
| | Tampa, FL 33609 | Date of Plans: | July 2025 |
| Phone: | (813) 344-3736 | Revision Date: | May 2026 |

| ITEM | DESCRIPTION | QUANTITY | UNIT | UNIT PRICE | AMOUNT |
|---|---|---|---|---|---|
| | **GENERAL CONDITIONS** | | | | |
| 01 | MOBILIZATION | 1.00 | LS | 35,000.00 | 35,000.00 |
| *02* | *P&P BOND* | | | | NOT INCLUDED |
| 03 | SURVEY & AS-BUILTS | 1.00 | LS | 27,944.50 | 27,944.50 |
| *04* | *GEOTECHNICAL TESTING* | | | | NOT INCLUDED |
| *05* | *EROSION CONTROL* | | | | NOT INCLUDED |
| *06* | *SILT FENCE* | | | | NOT INCLUDED |
| *07* | *CONSTRUCTION ENTRANCE* | | | | NOT INCLUDED |
| *08* | *INLET PROTECTION* | | | | NOT INCLUDED |
| *09* | *NPDES DEWATERING PERMIT* | | | | NOT INCLUDED |
| *10* | *SEED & MULCH* | | | | NOT INCLUDED |
| *11* | *SEED & MULCH - IF REQUIRED* | *1.00* | *SY* | *0.50* | *0.50* |
| *12* | *BAHIA SOD* | | | | NOT INCLUDED |
| *13* | *BAHIA SOD - IF REQUIRED* | *1.00* | *SY* | *5.00* | *5.00* |
| | **GENERAL CONDITIONS SUBTOTAL:** | | | | **62,944.50** |
| | | | | | |
| | **EARTHWORK** | | | | |
| *14* | *CLEARING & DEMO* | | | | NOT INCLUDED |
| *15* | *STRIP / DISC / PREP SITE* | | | | NOT INCLUDED |
| *16* | *SITE EXCAVATION* | | | | NOT INCLUDED |
| *17* | *IMPORT & PLACE FILL* | | | | NOT INCLUDED |
| 18 | CONSTRUCT PADS FOR GEN 1, GEN 2, & ELEC BLDG NO 4 | 225.00 | SY | 3.00 | 675.00 |
| 19 | CONSTRUCT IPS PAD | 150.00 | SY | 3.00 | 450.00 |
| 20 | CONSTRUCT AGS PAD | 4,450.00 | SY | 3.00 | 13,350.00 |
| 21 | BASE ROCK BELOW AGS (4" CC) | 4,450.00 | SY | 20.00 | 89,000.00 |
| 22 | FINE GRADE FLAT AREAS | 15,225.00 | SY | 2.25 | 34,256.25 |
| 23 | FINE GRADE SLOPED AREAS | 350.00 | SY | 2.50 | 875.00 |
| | **EARTHWORK SUBTOTAL:** | | | | **138,606.25** |

| ITEM | DESCRIPTION | QUANTITY | UNIT | UNIT PRICE | AMOUNT |
|---|---|---|---|---|---|
| | | | | | |
| | **ROADWAY** | | | | |
| 24 | SAW-CUT & MATCH PAVEMENT | 5.00 | EA | 1,000.00 | 5,000.00 |
| *25* | *MAINTENANCE OF TRAFFIC* | | | | NOT INCLUDED |
| 26 | 3.00" MILL / OVERLAY | 1,750.00 | SY | 49.50 | 86,625.00 |
| 27 | 1.00" ASPHALT (SP-9.5): FINAL LIFT | 2,225.00 | SY | 14.50 | 32,262.50 |
| 28 | 2.00" ASPHALT (SP-12.5): INITIAL LIFT | 2,225.00 | SY | 26.25 | 58,406.25 |
| 29 | 10" LIMEROCK BASE | 2,225.00 | SY | 37.25 | 82,881.25 |
| 30 | 12" STABILIZED SUBGRADE (LBR 40) | 2,225.00 | SY | 18.25 | 40,606.25 |
| 31 | MIAMI CURB | 190.00 | LF | 40.00 | 7,600.00 |
| 32 | 4" SIDEWALK (WWM - REINFORCED) | 450.00 | SY | 90.00 | 40,500.00 |
| *33* | *H/C RAMPS: MATS* | | | | NOT INCLUDED |
| *34* | *CONCRETE PADS* | | | | NOT INCLUDED |
| *35* | *SIGNAGE & STRIPING* | | | | NOT INCLUDED |
| | **ROADWAY SUBTOTAL:** | | | | **353,881.25** |
| | | | | | |
| | **MANATEE COUNTY SEWRF TOTAL:** | | | | **555,432.00** |
| | | | | | |
| | **ADD ALTERNATE 01 (CROM REQUIREMENTS)** | | | | |
| *ADD ALT 01* | *15' WIDE PATH AROUND AGS (6" CC)* | *1,200.00* | *SY* | *23.00* | *27,600.00* |
| | **ADD ALTERNATE 01 (CROM REQUIREMENTS) SUBTOTAL:** | | | | **27,600.00** |
| | | | | | |
| | **ADD ALTERNATE 02 (DUTCHLAND REQUIREMENTS)** | | | | |
| *ADD ALT 02* | *30' WIDE PATH AROUND AGS (6" CC)* | *2,550.00* | *SY* | *23.00* | *58,650.00* |
| | **ADD ALTERNATE 02 (DUTCHLAND REQUIREMENTS SUBTOTAL:** | | | | **58,650.00** |
| | | | | | |

**NOTES:**

Delay in Purchase of Materials:

Notwithstanding anything herein to the contrary, if Contractor's purchase of materials or equipment is delayed because of: (1) delayed commencement for any reason whatsoever; (2) acts or omissions of the Owner, the architect, or engineer; (3) changes in the Work or the sequencing of the Work ordered by the Owner, or arising from decisions of the Owner that impact the Contract Time; (4) hazardous materials, concealed or unknown conditions; (5) delays pending dispute resolution or suspension of the Work by the Owner; (6) Force Majeure Events (as defined below); (7) or for any reason beyond the Contractor's control, the Owner shall modify the Contract increasing the Contract Sum in the amount commensurate with any actual, direct, and documented increase in material or equipment costs, dollar for dollar, because of such delays or events. The Contractor's fee shall not be increased because of such cost increases.

The term "Force Majeure" means, without limitation, an act of God, fire, tornado, hurricane, flood, earthquake, explosion, war,

act of terrorism, civil disturbance, labor strikes, an unusually severe storm, government shutdown or interference, pandemic, endemic, epidemic, or any other unavoidable casualty beyond the Contractor's control.

---

Material Cost Increases:

The Contractor estimated the Contract Sum on the labor, material, and equipment costs at the time of negotiation and/or its submission of the bid/proposal. Because the Work may not commence immediately and the materials may not be ordered for months, the Contractor cannot predict or estimate increases in the cost of labor, materials, and equipment that may occur prior to commencement or during the progress of the Work. Notwithstanding anything herein to the contrary, if the cost of labor, materials, and/or equipment for any scheduled item of Work identified in this proposal increases by 5% or more, the Owner shall modify the Contract increasing the Contract Sum in the amount commensurate with any actual, direct, and documented increase in labor, material, and/or equipment costs, dollar for dollar, above the 5% threshold. The Contractor's fee shall not be increased because of such cost increases.

If, after the date of this Quote/Purchase Order, any new or increased tariffs, duties, or other government-imposed costs on materials used in the work becomes effective, the Contract Price shall be adjusted to reflect the actual increased cost to the Contractor. The Contractor shall promptly notify the [Owner/Buyer] of any such cost impact. Failure to agree on a price adjustment shall not relieve the Buyer's obligation to pay the increased cost, and the Contractor shall be entitled to an extension of time if such tariffs result in material shortages or delays and/or Contractor may permanently suspend performance because of a delay or the inability of the parties to agree upon an adjusted price.

---

***DUE TO VOLATILITY IN RAW MATERIAL AND SHIPPING COSTS ALL PVC, HDPE OR OTHER PLASTIC MATERIALS WILL BE PURCHASED AT COST BASED ON CURRENT SHIP DATE. PURCHASE ORDERS CANNOT BE HELD AT THIS TIME. WE EXPECT TO PASS PRICE INCREASES ALONG TO OUR CUSTOMER AT THE TIME OF SHIP DATE.***

***THIS PROPOSAL/QUOTE IS BASED ON AND TIED TO THE FDOT ASPHALT PRICE INDEX (API) FOR BITUMINOUS MATERIALS CURRENTLY IN EFFECT AS OF THE DATE ON THIS PROPOSAL/QUOTE (UNLESS OTHERWISE SPECIFIED HEREIN). ANY ADJUSTMENTS DUE TO INCREASES OR DECREASES IN API WILL BE DETERMINED IN ACCORDANCE WITH SECTION 9-2.1.2 OF THE CURRENT FDOT STANDARD SPECIFICATIONS FOR ROAD AND BRIDGE CONSTRUCTION WITH THE EXCEPTION THAT BITUMINOUS ADJUSTMENTS WILL BE MADE ONLY WHEN THE CURRENT API(CAPI) VARIES BY MORE THAN 10% OF THE API PREVAILING IN THE MONTH WHEN BIDS WERE RECEIVED(BAPI), AND THEN ONLY ON THE PORTION THAT EXCEEDS 10%. THE APPLICATION OF ADJUSTMENTS WILL NOT BE CONDITIONED ON THE OWNER'S OR ANY OTHER PARTY'S PARTICIPATION IN THIS CLAUSE. THE CALCULATION FOR THE DIFFERENCE IS TO BE THE CURRENT BITUMINOUS API AT TIME PLACEMENT VS TIME OF BID.***

1. This proposal is valid for 30 days from bid date.
2. Payment & Performance bond is not included. Add 1.25% if required.
3. This proposal excludes all Textura or similar third-party payment processing fees. If Textura participation is required by the Owner, Client, or General Contractor, please add $5,300.00 to our proposal.
4. Survey, layout, and as-builts are included. Record Survey and engineering are by others.
5. Geotechnical/Construction testing is by others.
6. Removal and/or replacement of unsuitable soils, hazardous or buried debris is not included.
7. Removal and/or relocation of gas, cable, electric, irrigation or other utilities is by others, if required.
8. Meters, meter fees, permits and connection fees by others.
9. All hardscape, topsoil, grassing, landscaping, irrigation, root pruning, tree trimming and fencing is by others.
10. Assumes all cut material is suitable for structural fill.
11. Topographic survey of existing conditions shown on the construction drawings is presumed accurate to plus or minus 0.2' and will need to be confirmed to establish the final site fill requirements. Any discrepancies found during verification may affect the quantity of fill required and should be addressed promptly to ensure accurate site balancing.
12. Conduits or sleeves are not included.
13. Includes rough grade of building pads to 95% on a one-time basis. Fine grading, final compaction, specific density requirements and excavation of footers are not included.

14. Includes rough grading around building pads on a one-time basis. Fine grading around building pad after vertical construction is not included.
15. Installation of new silt fence or maintenance of existing silt fence is not included.
16. NPDES requirements by others. Contractor will maintain reports and will assist the entity deemed as the site-wide "Operator" only while onsite. Full responsibilities and legal limitations related to stormwater permit coverage will be outlined at time of award.
17. All concrete flatwork by others.
18. Fence, handrail, bollards, & guardrail by others.
19. No work is included on existing utilities.
20. Location, exploration and/or repairs to existing utilities are not included. Asbuilts of existing utilities are not included.
21. Paving prices are valid for 30 days from bid date and include 2 mobilizations.

ACCEPTED:
Contractor / Owner Name:

By: _____

Date: _____

BURGESS CIVIL, LLC

By: _____

Date: _____

NUCOR
REBAR FABRICATION

| Project: | Date: |
|---|---|
| PJ132412A - M | 5/20/2026 |
| **Escalation Date:** | **Quote Valid Thru:** |
| 3/31/2027 | 5/27/2026 |

**Nucor Rebar Fabrication South LLC**
Frostproof - 863.608.5228
22 Nucor Drive
Frostproof, FL 33843

Attn: **Christian Schultz**
Company: PCL
Project Name: MANATEE COUNTY SERWRF
City, State: Bradenton, FL

## Supply Only Proposal

Nucor Rebar Fabrication South LLC (herein called the Seller) proposes to furnish the following materials including placing drawings, per mutually agreed upon schedule, in accordance with the CRSI Manual of Standard Practice (latest edition), subject to the terms and conditions of sale set forth below and any attachments hereto.

| Bid Item | Description | Pricing Method | Amount |
|---|---|---|---|
| 001 | Base Bid | Lump Sum | $1,569,967.00 |

**(Price Excludes All Applicable Taxes)**

**Pricing is based on shipments starting Jul 2026, and ending Jul 2027. Any dates to the contrary will be subject to a change in pricing.**

**Bid Item 001 - Base Bid - Includes the following:**

- Includes ASTM A615 Grade 60 Black Domestically Produced Reinforcing Steel F.O.B. jobsite.
- Includes Bar Supports per CRSI Manual of Standard Practice.
- Includes 387 SETS Lenton Formsaver Couplers.

**FORMSAVERS FOR FUTURE CONSTRUCTION -- DETAIL 0315-253**

**BASE MAT**
#10 FEMALE STRAIGHT X 6"-5" WITH COUPLER & FLANGE = 283 PCS
#10 FEMALE STRAIGHT X 8'-4" WITH COUPLER & FLANGE = 283 PCS

**WALLS**
#8 FEMALE STARIGHT X 4'-1" WITH COUPLER & FLANGE = 208 PCS- 20,231 LBS INCLUDED IN THE ESTIMATE WEIGHT

## Assumptions:

**NUCOR ASSUMPTION ADD:**

EXTEND AGS BASIN VERTICALS DOWN TO THE FDN MAT @ 4'-0" ON CENTER: **(ADD 2.81 TONS )**

DETAIL 0330-005 "WHERE THE DOWEL LENGTH INDICTAED ON THE DRAWINGS IS GREATER THAN REQUIRED LAP, WALL VERTICAL RENFORCING MAY BE EXTENDED DOWN TO THE TOP OF SLAB.

GC & THE IRONWOKERS WILL WANT THIS FOR SAFETY REASONS TO HOLD THE WALL MAT UP. ALL VERTICALS ARE #8@6" ON CENTER.

## Typical Exclusions:

Mesh or mesh supports, weldable reinforcing, dowel bar substitutes or formsavers, precast or prestressed items, smooth bars, Diamond dowels, spirals, MMFX, stainless steel, site work, miscellaneous site structures, eletrical duct banks or composite reinforcing UNO, detailing under supervision of a registered engineer, unloading and hoisting material, supports for bottom bars in foundations and S.O.G., caisson / piling reinforcing, construction joint dowels, additional reinforcing at any openings not shown on structural drawings, masonry reinforcing except dowels poured in concrete, BIM and 3D detailing, any items not shown and specifically called out on the design drawings. Any Standees under 12"s will be considered an accessory
shown and specifically called out on the design drawings.

## Job Specific Exclusions:

EXCLUDE ELECTRICAL DUCTBANKS -- DWG E00.044 (TYPICAL)
EXCLUDE GALVANIZED #4 BARS -- DWG S00.503 DETAIL 0315-201 (NONE INDICATED)

## Drawings:

**STRUCTURAL**
S00.001,002,501,502,503,504,505,506,507,508,509,510,511,512,513,514, S33.301,501,502, S34.201, S35.201,202,203,204,205,206,207,208,209,210,301, 302,501,502, S36.201,202,301, S90.201, S94.201,202,203- DATED JULY 2025 **ISSUED FOR CONSTRUCTION**

**Addenda**:ADDENDUM NO.1

**Specs:** SPEC SECTION 03300 CAST-IN-PLACE CONCRETE

## Pricing:

Payment Terms: Net 30 Days, subject to on-going review/approval.

For lump sum proposals, the above values given are an approximation based on plans and specifications as provided, and are not to be used to calculate a unit price.

NUCOR®
REBAR FABRICATION

| Project: | Date: |
|---|---|
| PJ132412A - M | 5/20/2026 |
| **Escalation Date:** | **Quote Valid Thru:** |
| 3/31/2027 | 5/27/2026 |

**Nucor Rebar Fabrication South LLC**
Frostproof - 863.608.5228
22 Nucor Drive
Frostproof, FL 33843

Attn: **Christian Schultz**
Company: PCL
Project Name: MANATEE COUNTY SERWRF
City, State: Bradenton, FL

Change order pricing will be at the current market price plus freight and, $100.00 per hour for additional detailing and / or estimating.

For unit price proposals, any weights shown are for information only and are not to be used for a lump sum price.
Redetailing / Estimating for change orders at $100.00 / hour plus applicable tax.

## Escalation:

Rebar prices are firm for material delivered by March 31, 2027. Beginning April 01, 2027 add $40.00 per ton for every three months for material delivered thereafter.

The price adjustment provided in this contract is independent of and provision in any State or Federal DOT program for steel escalation.
This proposal and any contract formed as a result of this proposal is not subject to any upward or downward price adjustment provided for by any State or Federal DOT provision for steel escalation unless otherwise stated herein.

## Freight:

A charge of $650.00 per load will apply after the first (75) loads.
Quote is based on full truck load quantities (36,000 lbs). All deliveries that fall short are subject to an additional freight charge.
Any deliveries requested outside delivery times (Monday-Friday 6am - 3pm), excluding holidays are subject to an additional charge.
All returned/cancelled deliveries are subject to a re-delivery fee to be determined at the time of re-shipment.
Trailers will not be dropped at jobsite unless agreed upon at time of sale.
Nucor Rebar Fabrication reserves the right to add a fuel surcharge during the length of the contract due to rises in fuel costs.
Deliveries: 2 hours waiting time with buyer to unload, additional detention time @ $200.00 per hour.
Trailers will not be dropped at jobsite unless previously agreed to by buyer and seller prior to entering into a contract.

## Conditions:

Prices are offered for acceptance within 7 days of the date noted above, after which this proposal is null and void.
Change Orders between buyer and seller will be resolved within 45 days, otherwise accepted as written.

NUCOR® REBAR FABRICATION

| Project: | Date: |
|---|---|
| PJ132412A - M | 5/20/2026 |
| **Escalation Date:** | **Quote Valid Thru:** |
| 3/31/2027 | 5/27/2026 |

**Nucor Rebar Fabrication South LLC**
Frostproof - 863.608.5228
22 Nucor Drive
Frostproof, FL 33843

Attn: **Christian Schultz**
Company: PCL
Project Name: MANATEE COUNTY SERWRF
City, State: Bradenton, FL

## TERMS AND CONDITIONS OF SALE

**Terms of Sale:** Payment Terms – Subject to on-going credit approval: Net 30 days from date of invoice. Interest will be charged on all past due balances per the maximum rate allowed by law. Legal fees and costs will be paid as awarded to the prevailing party in the event of a legal dispute. Seller reserves the right to stop Work or demand security as required. Buyer agrees to pay Seller in accordance with the escalation policy as specifically identified in this proposal. "Work" is hereby defined as the performance of all work as listed above and included in any accepted Agreement, plus any changes, acceleration/out of sequence work, damages, escalation and costs incurred for the cause or benefit of Buyer or others.

**Acceptance:** Prices of individual bid items are subject to renegotiation if Buyer elects not to accept this complete proposal as presented. If Seller is requested to proceed with the work prior to the execution of a mutually agreed Contract, or if the work is completed prior thereto, the Terms and Conditions herein shall govern pending said Agreement. No assignment of this proposal shall be made without our prior written consent. We reserve the right to sublet portions of our Work.

**Schedule:** Seller's price is based upon detailing, fabrication, and placing on a normal 5-day, Monday to Friday, 40 hour work week, daylight hours unless explicitly noted on the face hereof. Performance will be based on bid documents as provided for tender and industry standards/CRSI. Schedule and schedule changes to be mutually agreed. Buyer to provide Seller (48) hours' notice of cancellation or modifications to schedule deliveries, Buyer agrees to provide adequate notice for workmen required at the jobsite and sufficient work for at least one full shift. Detailing submittals will be sequenced in a manner appropriate to the construction schedule.

**Back Charges/Shipping Discrepancies:** No charges for labor or materials furnished by the Buyer shall be allowed as a credit unless authorized in writing by Seller within ten (10) days of said occurrence. After a twenty four (24) hour period, all loads will be assumed to be verified.

**Safety:** Buyer will provide at no cost to Seller, general jobsite conditions conforming to OSHA standards and local governing authorities, including, but not limited to, adequate protection to ensure the safety of those working above reinforced steel as required, furnishing and installation of rebar safety caps or other OSHA compliant impalement hazard protection as required; Detection of/protection from underground and other utilities; Safe access, signage and other required warnings, flagging, barriers/barricades, general site and task lighting as required; Shoring, fall-protection anchorage points, walkways, approved scaffolding and staging in place as required, trenches, rails, snow and ice removal, all weather truck access; safe access to points of storage and work, etc. all as required.

**Insurance:** General Liability insurance will be provided solely for work performed by Seller and/or its engaged parties. Seller is not providing insurance for any liabilities that exceed Seller's responsibilities and/or liabilities. Additional insured Endorsements may limit liabilities to those assumed under the Agreement and exclude Professional Liabilities. XCU, subsidence, Professional Liability, Aircraft, Pollution Liability and mold coverage are excluded as not applicable to this trade. A broad coverage manuscript policy is provided in lieu of ISO descriptions and forms. Additional coverage or alternate requirements not set forth herein are subject to mutually agreement, availability, and any additional costs. Self-insured limits must be accepted as provided and any related security substitution requirements waived. Seller excludes Builders Risk Insurance and return receipt-requested notices for all certificates of insurance. Compliance requirements for any hired sub-contractors are subject to availability.

**Project/Owner Information:** Contractor agrees to provide Seller with any pertinent Project/Owner information, as reasonably requested.

## CONDITIONS OF SALES EXCLUDED

**"Pay if paid" or "Pay when paid"** conditions precedent for all properly completed work, including base scope of work, changes, acceleration/out of sequence work, damages, escalation and costs incurred for the cause or benefit of Buyer or others("Work"); Retention exceeding the rate withheld by Owner; Retention on F.O.B. items.
**Indemnification**, claim, and defense liabilities, responsibilities or damages exceeding any proportionate extent of cause by Seller's active negligence or willful misconduct.
**Minority**, DBE, DVBE, SBE, WBE and other special hiring status content, affiliation, or contribution to such requirements.
**Risk, liabilities** and responsibilities arising from existing conditions and preceding work exceeding visual inspection, including, but not limited to, field measurements, surveying, layout, forming and materials supplied by others; Costs arising from differing conditions and/or requirements from plans or drawings or bar lists provided for performance.

**Design engineering** and related Professional Liabilities and responsibilities; Costs and damages due to varying conditions and requirements.
**Waiving any rights** of dispute or redress; Costs/risks of claims against Owner for undisputed portions of our Work.
**Forms and information** requirements not mutually agreed; Unconditional forms of release in advance of receipt of funds; Releases that fail to exclude pending changes, unpaid balances, and retention as applicable; Releases for claims unrelated to payment for work performed; Non-conforming forms of waivers and releases within States that provide Statutory release language.

**Reports, waivers**, and other forms and contractual obligations related to bulk suppliers to our inventory stock who do not have lien rights.
**Warranties** exceeding Seller's scope of responsibilities or one (1) year; Guaranties of work performed by others; any forms of warranties, express or implied, of merchantability or fitness for purposes intended.

**Risks and responsibilities** for equipment and/or employees of Buyer or others providing services, or manning equipment used in connection with, but not within, Seller's scope of Work.

**Liquidated and delay damages** exceeding actual damages incurred, our scope of responsibility and/or our proportionate extent of cause, and for Force Majeure; Property damage, remedial work and/or replacement of Work and the work of others to the extent made necessary by others or Force Majeure.
**Increased labor and material** costs and/or damage in the event of project suspension or delay.
**General Liability** credits for any wrap-up insurance programs.
**Prime contract terms**, conditions, and scope in addition to, and/or in conflict with, a mutually agreed contract and Seller's scope of work and responsibilities as described herein.

Reports, submittals and data requirements not applicable to our trade, reasonably required or mutually agreed; Release of proprietary or other confidential information and records as governed by the U.S. Security and Exchange Commission rules for a publicly traded company.
**Any portion of fines or penalties** exceeding the extent of cause by Seller; Any increased, surcharged or escalated portion of fines incurred by Buyer.

ANY ATTACHMENTS HERETO, CONTAIN IMPORTANT TERMS AND CONDITIONS THAT ARE PART OF THE PROPOSAL AND OF ANY CONTRACT RESULTING THEREFROM. PLEASE READ ANY ATTACHMENTS HERETO.

The above Proposal is accepted
Customer: Christian Schultz
Company: PCL

BY: Nucor Rebar Fabrication South LLC
Salesperson: Mike Xeroteres
Email: Mike.Xeroteres@nucor.com
Cell: 863.608.5228

Signature _____ Signature _____

Print Name _____ Print Name _____

Date _____ Date _____

**ATLANTIC CONCRETE WASHOUT, INC. CUSTOMER PROFILE & pricing agreement,**
**wayneh@acwncw.com 352-345-9502,, wayne hutchins**

**Atlantic concrete washout southern.. 16877 E Colonial dr suite 410 Orlando fl**

## JOBSITE INFORMATION-☐Roadway ☐Residential ☐Commercial

| Job site name | JOB #:<br>PO #: | TODAY'S DATE |
|---|---|---|

| JOBSITE STREET ADDRESS | CITY | STATE | ZIP |
|---|---|---|---|

| JOBSITE CONTACT NAME/PHONE | JOBSITE CONTACT EMAIL |
|---|---|

## CUSTOMER INFORMATION

| LEGAL COMPANY NAME | | | |
|---|---|---|---|
| STREET ADDRESS | CITY | STATE | ZIP |
| **BILLING ADDRESS (IF DIFFERENT)** | CITY | STATE | ZIP |

| MAIN PHONE NUMBER | MAIN FAX NUMBER | FED TAX ID# |
|---|---|---|
| NAME OF PRIMARY BILLING CONTACT | BILLING EMAIL | BILLING CONTACT'S PHONE NUMBER |

ADDITIONAL BILLING EMAILS

## *Payment Information-Please see attached*

## PRICING INFORMATION

| **CONCRETE WASHOUT SERVICE** ☒ | **WASHOUT SERVICE** ☐ | **ADDITIONAL SERVICES/CHARGES** |
|---|---|---|
| BIN DROP or SWAP or PICKUP: (PER BIN PER SERVICE)<br>**$395.00** | | To avoid incurring a dead run or trash fee please make sure that the container is free of trash and other unauthorized materials and the path to the container is clear.<br><br>IF THERE IS TRASH IN YOUR CONTAINER AT THE TIME OF PICKUP YOU WILL BE CHARGED WITHOUT EXCEPTION. |
| BIN PUMPOUT – WATER<br>**395.00,,**<br>Free if on site | BIN PUMPOUT – SLURRY<br>:<br>*Slurry is any liquid material placed into washout container other than normal water. | TRASH OR OTHER UNAUTHORIZED MATERIALS IN CONTAINER:<br>**$395.00** |
| BIN RELOCATE: **395.00 NC if on site** | | DEAD RUN:<br>**$395.00** |
| BIN USAGE FEE: **$95.00** | | SAME DAY/NIGHTS/WEEKENDS/SOLID/OVERSIZED/OVERLOAD:<br>**$350.00** |
| BIN USAGE FEE PERIOD**: MONTHLY** | | ENVIRONMENTAL SERVICE FEE: **$25.00**per bin/service |
| MILES TO JOB SITE FROM NCW YARD:<br>**50m** | | **OVERLOADED/OVERSIZED/SOLID** |
| FUEL SURCHARGE: **14%** | | **CONTAINER OVERLOADED MORE THAN 1" OVER THE TOP EDGE OR EXCEEDS 30" IN ITS LARGEST DIMENSION**<br>**$350.00** |
| ADDITIONAL INSTRUCTIONS:<br>Stand By Time: Every 15 minutes our driver has to wait to perform service we will charge you **$50.00** | | **10 wheel roll off trucks are equipped to vacuum out 4" of standing water which is equivalent to 300 gallons. If there is more than 4" of standing water, a separate vacuum truck will need to be dispatched and an additional charge will be invoiced.** |

## GREEN BUILDING/LEED INFORMATION (ONLY REQUIRED FOR GREEN CERTIFIED DOCUMENTATION)

**IS THIS PROJECT A GREEN BUILDING/LEED PROJECT? YES ☐ (Please complete the info below) NO ☐**

**WEIGHT TICKET REQUIRED? YES___ (if yes, each weight ticket will be an additional $50.00) NO___**

| LEED AP OR AUTHORIZED REP | E-MAIL ADDRESS |
|---|---|
| PHONE NUMBER | FAX NUMBER |

## AUTHORIZED SIGNATURES

Conditions: **PLEASE READ ENTIRE AGREEMENT CAREFULLY Payment terms are Net 30 day upon credit approval. Balances carried past the due date or over established credit line will cause your account to be placed on hold and no service will be performed until account is brought up to date. The customer hereby agrees to pay all collection and legal fees if such action be necessary, as well as any Non-sufficient fund charges as allowed by law in the event of a returned check. By signing below I affirm that I have read these conditions and hereby agree to them.**

| ATLANTIC/NATIONAL CONCRETE WASHOUT SALESPERSON (PLEASE PRINT) | ATLANTIC/NATIONAL CONCRETE WASHOUT SALESPERSON (SIGNATURE) | DATE |
|---|---|---|
| Wayne Hutchins | KWH | |
| AUTHORIZED CUSTOMER (PLEASE PRINT) | AUTHORIZED SIGNATURE (SIGNATURE) | DATE |
| | | |

ATLANTIC CONCRETE WASHOUT, INC. NATIONAL CONCRETE WASHOUT

# NEW PAYMENT OPTIONS

4 payment options are available for your invoices for our company.

1. Make payment online when any invoice is sent to your email, by options given.

2. Pay by ACH using our bank account-Please email Donnag@acwncw.com for bank information, remittance information must be emailed to same email to apply payment correctly.

3. Set up E-check option which is a payment that will be withdrawn directly from your bank account, at your time frame, determined by an email by you, once you have reviewed your invoices. E-mail Donnag@acwncw.com for a one-time set up to keep your information secure.

4. Pay by check and mail to address on invoice.

All payments are Net 30-day terms.

# SERVICE PROPOSAL


**US AMERICAN CONCRETE**
7000 NW 53 TERRACE
MIAMI, FL 33166
PHONE: (786)255-8624
WEBSITE: usamericanconcrete.com
EMAIL: pump@usamericanconcrete.com


Customer: PCL WIG
Attention: CHRISTIAN SCHULTZ
Address: 1 N. DALE MABRY
City: TAMPA State: FL Zip-Code: 33609
Phone: 813-493-7727 Email: ceschultz@pcl.com b.naramore@pcl.com

Date: 10-28-25 Quote Valid: 10-28-25
Jobsite Name: SEWRF CAPACITY IMPROVEMENTS PHASE B
Jobsite Address: 3331 LENA RD.
City: BRADENTON State: FL Zip-Code: 34211

| PUMP | $/HOUR | $/YARD | PUMP | $/HOUR | $/YARD |
|---|---|---|---|---|---|
| 2" Trailer Pump | $119.00/Hour | $3.99/Yard | | | |
| 3" Trailer Pump | $144.00/Hour | $4.25/Yard | 47 Meter (150') | $179.00/Hour | $2.99/Yard |
| 3"-5" HP Pump | $179.00/Hour | $4.29/Yard | 52 Meter (170') | $229.00/Hour | $3.29/Yard |
| 28-32 Meter (95'-105') | $129.00/Hour | $2.49/Yard | 58 Meter (190') | $269.00/Hour | $3.99/Yard |
| 34 Meter (115') | $135.00/Hour | $.2.59/Yard | 61 Meter (200') | $299.00/Hour | $4.29/Yard |
| 36 Meter (120') | $139.00/Hour | $2.69/Yard | 65 Meter (220') | $395.00/Hour | $6.00/Yard |
| 40 Meter (135') | $149.00/Hour | $2.89/Yard | 70 Meter (230') | $450.00/Hour | $6.50/Yard |
| | | | 75 Meter (245') | $500.00/Hour | $7.00/Yard |

**Notes:**

**PLACING BOOMS, REMARKS, DESCRIPTIONS, DIRECTIONS, MISCELLANEOUS**

1) 200' standard system with 2", All 3"-5" system billed at $3.00 per linear foot. (Additional labor required) 2"over 200' will be billed at $3.00 per linear foot
2) Primer Pack at $25.00 required for all pumps.
3) Helper priced at $75.00/Hour per man.
4) There will be an additional 12% Fuel Surcharge on the total invoice of all concrete pumps.
5) There is a 4-hour minimum, and 1-hour travel for all concrete pumps.
6) There is a $5,000.00 minimum charge for all 70-meter and 75-meter orders.
7) There will be an additional 20% charge on the total invoice of all concrete pumps for certified payroll jobs, CCIP and OCIP.
8) US American Concrete finishing square footage prices are based on 8-hour days per man. Overtime beyond 8 hours will be charged at the straight hourly overtime rate.
9) US American Concrete to finish one standard stair in square foot finishing pricing. All additional stairs and stairs not poured with slab to be billed separately, by the man.

**Payment Terms: Paid Upon receipt of Invoice.**

**This proposal includes the following conditions:**

a) Accepting a copy of this proposal without signing it and placing a future order constitutes acknowledgement and acceptance of all terms and pricing on the latest quotation.
b) Customer will designate an area for prime-out and clean-up of pumps. US American Concrete will not be responsible for clean-up as a result of failure to have such area designated or from concrete mixer driver overfilling pump hopper.
c) Customer is solely responsible for protecting/cleaning the jobsite surroundings in case of concrete splatter, over spray, and/or blown concrete hoses, etc. US American Concrete is not responsible for protecting/cleaning finished walls, decks, slabs below the ones being finished or any other exposed surfaces.
d) Protection of finished deck and stairs is the responsibility of the contractor.
e) Customer is solely responsible for ordering, bumping, halting delivery on the concrete to the job as well as late arrival of concrete, un-pumpable mix designs, and assumes all responsibility for addition of water while on the jobsite and respective concrete strength designs.
f) Contractor to provide protection on metal railings when pouring stairs.
g) Beams and upturn beam greater than 2' are considered vertical pours. Vibration in these areas is the responsibility of the contractor.
h) Rebar/electric chair or conduit spacing must be greater than 2" for proper vibration and penetration of aggregate.
i) Contractor to provide 2' walkway around perimeter of all working decks for proper edge/ depression finishes for access and safety.
j) Contractor to supply light for all early/late pours.
k) All Saturday, Sunday, or Holiday pours will be charged an additional $99.00 per hr.
l) Contractor to provide adequate access for the pump truck to the nearest point of placement. US American Concrete will not be responsible for damage to the property line inside the curb line.
m) All tows and parking to paid by customer due to improper jobsite pump access or terrain.
n) 2-hour notice of cancellation required for all orders. If timely notice is not given, 4-hour minimum will be charged, regardless of reason.
o) Contractors to have his authorized representative on deck throughout the pour. Contractor will also provide a man to back up the mixer truck to the hopper when necessary. Contractor to supply water, water hose, and a man on deck to wet deck ahead of pour.
p) The company is not responsible for weather damaged slab or damage to the slabs caused by others. US American Concrete will do its utmost to correct such problems. However, contractor agrees to pay prevailing hourly rate per man and supply all necessary approved materials or reimburse US American Concrete.
q) Contractor agrees that US American Concrete reserves the right to perform its own repair work and further agrees to give US American Concrete 72 hour notice to properly inspect and commence any repair. Any back charges for repairs performed by others will not be accepted unless prior written and time the notice is given. In any event, contractor agrees that back charges are not to exceed US American Concrete's finishing bill for that day.
r) US American Concrete is not responsible for layout field measurements supplied by others. Contractor's representative will schedule billing square footage 24 hours prior to the pour. However, if actual square footage is greater, contractor will be billed the difference and quality of work will not be guaranteed.
s) Contractor to provide hoisting of all equipment to and from all deck decks.
t) Contractor to provide fall protection and guard rails on all elevated pours. Contractor assumes all fines from failure to provide such.
u) The contractor agrees to follow all OSHA regulations pertaining to providing a safe work environment. Contractor agrees to pay all municipal and OSHA fines that may be incurred by US American Concrete as a result from the failure of contractor to provide this safe work environment.

# SERVICE PROPOSAL


**US AMERICAN CONCRETE**
7000 NW 53 TERRACE
MIAMI, FL 33166
PHONE: (786)255-8624
WEBSITE: usamericanconcrete.com
EMAIL: pump@usamericanconcrete.com


| **This quotation supersedes all prior agreements or understandings written or oral. The contractor whose name appears above accepts receipt of these prices and acknowledges acceptance of the conditions above. Accepting a copy of this proposal without signing it and placing a future order constitutes acknowledgement and acceptance of all terms and pricing on this quotation.** | |
|---|---|
| Contractor Name: | Prepared By: JOHN SMALLWOOD |
| Contractor Signature: | Prepared Date: 10-28-25 |
| Date: | |

V.01/19

Quote Number: **Q10038130-0**
Created On: 11/3/2025
Quote Expires On: 12/3/2025

**Project:** **Manatee Co. SEWRF Imp Ph B**
Project Address: ,

Estimated Start Date: 1/1/2026
Project End Date: 1/31/2027

Customer Service:
Sales Office Address: ,

**Account**: **PCL CONSTRUCTION INC**
Account Number: 18042
Contact: Bill Naramore
E-mail: wenaramore@pcl.com
Phone: 813-425-1459

## MATERIAL PRICING

| Item Code | Description | Quantity | Unit Price |
|---|---|---|---|
| **35CNX309** | **3500 PSI Regular - CMD3, add fiber CMD4**<br>*Escalator of $8.00 effective 4/1/2026 recurring every 6 months* | 250 CY | $160.00 |
| **35CNX309H** | **3500 PSI Regular w.hrwr - CMD3, add fiber CMD4**<br>*Escalator of $8.00 effective 4/1/2026 recurring every 6 months* | 1 CY | $164.00 |
| **30SNG515** | **3000 PSI Coarse Masonry Grout ASTM C476**<br>*Escalator of $8.00 effective 4/1/2026 recurring every 6 months* | 1 CY | $160.00 |
| **40SNX590** | **4000 PSI Small Rock Pump Mix - CMD1**<br>*Escalator of $8.00 effective 4/1/2026 recurring every 6 months* | 250 CY | $171.00 |
| **40SNX590H** | **4000 PSI Small Rock Pump Mix w.HRWR - CMD1**<br>*Escalator of $8.00 effective 4/1/2026 recurring every 6 months* | 1 CY | $175.00 |
| **45CNX653** | **4500 PSI Regular - CMD1 & CMD2**<br>*Escalator of $8.00 effective 4/1/2026 recurring every 6 months* | 1 CY | $173.00 |
| **45CNX653H** | **4500 PSI Regular w.hrwr - CMD1 & CMD2**<br>*Escalator of $8.00 effective 4/1/2026 recurring every 6 months* | 500 CY | $177.00 |
| **50SNX532** | **5000 PSI Small Rock pump Mix - CMD2**<br>*Escalator of $8.00 effective 4/1/2026 recurring every 6 months* | 1 CY | $177.00 |
| **50SNX532H** | **5000 PSI Small Rock Pump Mix w.hrwr - CMD2**<br>*Escalator of $8.00 effective 4/1/2026 recurring every 6 months* | 1 CY | $180.00 |
| **40GNG9** | **Pump Primer Grout**<br>*Escalator of $8.00 effective 4/1/2026 recurring every 6 months* | 1 CY | $250.00 |

## SUNDRIES AND SURCHARGES

| Item | Comments | Price | Unit |
|---|---|---|---|
| **ENVIRONMENTAL FEE PER CYD** | ENVIRONMENTAL FEE PER CYD | $1.50 | PCY |
| **FUEL FEE PER CYD** | FUEL FEE PER CY | $6.00 | PCY |
| **MIN LOAD NO CHARGE** | | $0.00 | CY |
| **MIN LOAD NO CHARGE** | | $0.00 | CY |
| **Additional Products & Services** | | | |
| **FIBER 1.5 LBS PER YARD** | | $10.50 | PCY |
| **PUMP PRIMER FEE** | | $250.00 | EA |
| **XYPEX C-500 NF RED WP** | | $75.00 | EA |
| **2.0 GAL ECLIPSE FLOOR 200 SRA GCP** | | $50.00 | PCY |
| **ICE LB** | | $1.25 | LBS |

| | |
|---|---|
| Quote Number: | **Q10038130-0** |
| Created On: | 11/3/2025 |
| Quote Expires On: | 12/3/2025 |

| | | | |
|---|---|---|---|
| **Concrete Testing Fee** | Concrete Testing Fee will be needed for if ASR or Shrinkage testing is required. | $1,500.00 | EA |

**Respectfully,**

**FL- Sarasota**

**Sales Rep:** # Ronald.Hurn
**Phone:**
**Email:** Ronald.Hurn@quikrete-readymix.com

**Customer Acceptance**

**Signed by:**

**Date:**

__*Taxable* __*Tax Exempt (Attach Certificate)*

Quote Number: **Q10038130-0**
Created On: 11/3/2025
Quote Expires On: 12/3/2025

## CLAUSES

In the event of material shortages from our supplier(s), to meet the demand of the project schedule, we are advising you in advance that a price adjustment may be required. You will be notified. Please make the necessary budget adjustments as we move forward with your project. Any questions related to this please contact your salesperson and we will be glad to discuss.

## Terms and Conditions

1. This quotation is void unless accepted within 30 days from the date hereof and unless continuous shipment is started within 30 days from date of order.
2. If during the life of a contract set forth by this proposal, the purchaser's financial responsibility or credit standing becomes impaired or his method of paying accounts become unsatisfactory to the seller, the seller reserves the right to require the purchaser to make payment in advance or give satisfactory security or guarantee that the invoices will be promptly paid when due and if the purchaser fails to do so, the seller reserves the right to cancel the contract.
3. The prices quoted herein will be increased to cover any municipal, county, state, or federal tax levied after the date of this quotation.
4. Ready-mix concrete is charged to the purchaser's account when loaded into the truck at the seller's plant and is not returnable for credit.
5. This quotation and the prices quoted herein shall be valid only as to concrete delivered for the performance of the original scope of work in the purchaser's contract to which this quotation pertains. As to any work added to the purchaser's contract, seller shall have the right to negotiate the price, and conditions thereof, or to cancel the contract as to such work.
6. Prices and quantities are based on the wet volume at the time of discharge from the delivery truck.
7. Prices quoted herein are for delivery between the hours of 8:00 a.m. and 6:00 p.m., Mondays through Fridays. Additional charges may be made for delivery during other than the hours noted above, or on Saturdays, Sundays and Legal Holidays. Prices for overtime or holiday deliveries will be quoted on request.
8. The purchaser agrees to give the seller reasonable notice of the time and rate of deliveries. All deliveries will be made on the best of the seller's ability and dispatch, but no claims will be allowed because of delay in delivery.
9. It is understood by purchaser that seller must purchase materials from sources which are occasionally limited, and the inability of seller to obtain such materials shall excuse seller's obligation to furnish any concrete committed hereunder which requires use of such materials.
10. The seller will not be liable for failure to make delivery when prevented by strikes, or any other labor trouble, accidents, or necessary repairs to machinery, fires, floods, or by acts of God, including but not limited to any causes beyond the seller's control.
11. The seller agrees to make delivery to the most accessible point over suitable roadways provided by the purchaser. The purchaser assumes all liability for damage to sidewalks, driveways, or other property, incurred as a result of deliveries beyond the curb line. Seller reserves the right to refuse to make delivery where such delivery may damage seller's truck.
12. An unload period of 5 minutes per cu. yd. will be allowed at the job site, based from the time the truck arrives at the job site. Trucks held in excess of the allowable unloading time may be billed to the purchaser.
13. Purchaser is allowed one piece load to complete a given pour; otherwise, charge will be made for trips of less than full loads.
14. Cement shall be Type 1L or Type I / II regular Portland cement, seller's option, unless specifically noted above. Variations from this type will be quoted on request.
15. Quikrete Construction Materials makes no warranty except that the concrete furnished will meet the strength requirements for the project as set forth in the contract documents. All other warranties whether express or implied are hereby rescinded. This express limited warranty may not be modified or expanded unless done so in writing and signed by an officer of the company, and no agent of the company has authority to modify this limited warranty by oral representation or otherwise.
16. PURCHASER'S REMEDY FOR ANY BREACH OF CONTRACT OR WARRANTY HEREUNDER SHALL BE LIMITED, at seller's option, to the furnishing and delivery of replacement concrete, or a refund of the contract price. Purchaser shall only be entitled to and seller shall only be liable for replacement or refund, as outlined above.
17. The brand of cement used will be seller's option.
18. The seller agrees to use admixtures in accordance with the manufacturer's recommendations or as amended by the architect's or engineer's specifications, but will not assume any responsibility or the effect of such admixtures on the concrete before or after delivery.
19. All concrete shall be batched, mixed and delivered in accordance with requirements of ASTM Specifications C - 94 for ready-mixed concrete. Cement and aggregates shall meet the requirements of the applicable ASTM and AASHTO standard or specifications.
20. The purchaser's use of the prices quoted hereby, or any later modifications thereto agreeable to both parties, in submitting any quotation or bid to others, shall constitute an acceptance of the offer made hereby, with all terms and conditions stated herein. To the extent any purchase order thereafter issued by purchaser is inconsistent herewith, this quotation shall govern the obligations of the parties.
21. The seller is not responsible for the slump, strength or quality of any concrete to which water or any other material had been added by the purchaser of his agent or at his request. The seller has no control over the placing or handling of concrete after unloading and will not be responsible for placement, finishing, initial and final curing, placement of joints at proper spacing, and any aesthetic concerns/issue's (such as cracks, discoloration, etc.) that may arise in the plastic and hardened state where the concrete has been used or is used.
22. Designs for ready-mixed concrete will be made to produce 27 cu. ft. yield per cu. yd. and the specified strength. The seller does not assume liability in connection with any design by other than the seller to produce 27 cu. ft. yield or specified strength.
23. Cost of testing is to the account of the purchaser.
24. Any stated or implied guarantee of concrete strength by the seller is contingent on all concrete testing work and subsequent evaluation of concrete test results being performed by the purchaser in full compliance with all provisions in the applicable ASTM, AASHTO and ACI standard or specification. No cost of any concrete testing is for the account of the seller except as may be required in referenced standards or specifications.
25. ARBITRATION AND CLASS ACTION WAIVER: In the event of any dispute, claim, question or disagreement ('Claims") arising from or relating to the transactions contemplated hereby, the parties agree to consult and negotiate with each other and attempt to reach a just and equitable solution reasonably acceptable to both parties. If the parties do not reach such a solution within a period of 60 days, then, upon written notice by either party to the other, all disputes, claims, questions or differences shall be finally settled by arbitration administered by the American Arbitration Association in accordance with the provisions of its Construction Industry Arbitration Rules. Such arbitration shall proceed solely on an individual basis without the right for any Claim to be arbitrated on a class action basis or in a purported representative capacity on behalf of others. The arbitrator's authority to resolve and make written awards is limited to Claims between the parties alone. Claims may not be joined or consolidated unless agreed to in writing by all parties. No arbitration award or decision will have any preclusive effect as to issues or claims in any dispute with anyone who is not a named party to the arbitration. Notwithstanding any other provision in these Terms and Conditions, and without waiving either party's right of appeal, if any portion of this 'Arbitration and Class Action Waiver" provision is deemed invalid or unenforceable, then the entire provision (other than this sentence) shall not apply.
26. Except to the extent required by applicable law or regulation, purchaser agrees to keep this quote and the price quoted herein confidential and shall not publish, make available or otherwise disclose this quotation or the price quoted herein to any third party except in connection with the sale or prospective sale of purchaser’s goods, materials or services.

# PROPOSAL

American Blue Star Reinforcing
17633 Gunn Hwy #170
Odessa, Fl. 33556
Phone: (813) 733-1987

Date: 11/10/2025
Contact: Doug Jordan
Cell: (813) 733-1987
djordan@absreinforcing.com

Proposal: DJ401-25FL R

To: PCL Construction Inc.
Address:

Project:

Lake Manatee WTP Phase B

Attention: Bill Naramore
Phone: 813-425-1459
Email: WENaramore@pcl.com

# SCOPE OF WORK

This Agreement is between American Blue Star Reinforcing (hereinafter called "Subcontractor") and PCL (hereinafter called "Contractor") and is subject to the terms and conditions as follows:

Furnish Labor to install reinforcing steel for the above-referenced project, all in accordance with the Structural drawings and specifications from the Following: Bid Submittal set of plans Dated APRIL 2023

The Contractor agrees, in consideration of the performance of this agreement by the Subcontractor, to pay, or to cause to be paid to the Subcontractor, sums of money computed as follows:

| | |
|---|---|
| **Unit Price Install Reinforcing.** | 555 / Ton |
| **Unit Price Install Reinforcing Pipe Encasement** | 1200 / Ton |
| **Unit Price Supply Reinforcing** | 1338 / Ton |

*Taxes not Included*

*Prices are based on shipments starting April 1 2026, Prcies maybe subject to increase thereafter.Any increases will be based on and equal to the amount of the mill increases.*

Unless agreed otherwise, it is understood that the work will be performed during a **40** hour work week (i.e., Monday through Friday - 8 hour day). If additional time or premium time or an acceleration is required to complete the work, through no fault of Blue Star, Than contractor is responsible to pay all premium at an additional rate of **$75** per hour

Proposal is only valid for 15 days from the date of the proposal. After this date the proposal will be subject to reconfirmation by the seller and repricing based on market conditions.
If ABSR recieves LOI from PCL than ABSR reserves the right to review all aspects of project scope, schedule, constructability, ect. with PCL before official acceptance of such LOI.
*ABSR = American Blue Star Reinforcing*

**ABSR Condsiderations:**

1) Project wage rates are not based on Local Davis Bacon
   If it is determined that a prevailing wage is other than above mentioned, than ABSR reserve the right to be compensated for the diffrence of the prevailing & bid wage if needed.
2) No badging or permit fees.
3) ABSR to be given access to Suppliers shipping and release log as well as submittals status.
4) ABSR to be paid its monthly progress billing in full 30 days from Invoice date
5) ABSR to be paid its final contract and retention (If Held) in full after 30 days upon the final Invoice date.
6) Retention to be 5%
7) Pour breaks and sequence to be mutualy agreed upon.

**Specific Exclusions**

1) Augercast Piles
2) Site Walls or Site work
3) Generator Pads
4) Crane Pad and Tie Backs
5) Sidewalk and electrical duct Encasements
6) Drainage Structures
7) PARKING
9) Male Formsavers

All other Exclusions see on page 5.

1 hour unloading time allowed per delivery, additional time will be charged at $150 per hour for each hour or portion thereof.

Rebar & PT Contract/Estimated quantities to be forwarded to Subcontractor before mobilization.
ABSR to be paid its contract in full every 30 days upon the final inspection and approval.
Contractor will provide grades, lines, and rigid templates.

# CONDITIONS OF AGREEMENT

1. Contractor agrees to give Subcontractor 24-hours notice for workmen at job site and schedule work for a full day.

2 Contractor agrees that all forms and templates will be in place before installation, except those forms or other materials that will hinder the installation.

3 Contractor agrees to establish all levels and datum lines, elevations, openings, and dowel outs.

4 Contractor will provide clear access roads and ramps for unloading of trailer/truck deliveries to within 50 feet of point of installation, and reasonable storage areas.

5 Contractor will provide grades, lines, and rigid templates.

6 Contractor will provide sanitary facilities.

7 Contractor will provide reasonable working areas, with proper scaffolding in place, where applicable.

8 Hoisting: the general contractor shall provide, at no cost to the Subcontractor, properly manned hoisting facilities for the hoisting or lowering of men, materials and equipment, including but not limited to, that hoisting or lowering required for unloading, distribution, and placement of pre-assembled units.

9 Contractor agrees to provide copies of all contract documents in quantities as reasonably requested by the Subcontractor at no cost to the Subcontractor.

10 Contractor agrees to provide copies of all shop drawings, bar lists, and receiving tickets for all materials necessary in the pursuit of this Subcontract in quantities as requested by the Subcontractor at no cost to the Subcontractor. Contractor shall allow Subcontractor rights to work with steel supplier directly, and agrees to do so by acceptance of this Proposal.

11 Working schedules to be made by mutual agreement of the Contractor and Subcontractor to conform to Contractor's master schedule. In event duration times are provided by Subcontractor, it is agreed that time starts only when work areas are provided ready to receive installation in all respects, in accordance with OSHA and State safety regulations.

12 Reinforcing steel will be bundled and tagged for each pour. Any and all revisions to be described, in writing by the Architect/Engineer.

## ***EXCLUDED BY SUBCONTRACTOR AND FURNISHED BY GENERAL CONTRACTOR***

1. Cost of inspection, testing, permits and/or fees.
2. Cost of performance and/or other bonds, all penalties, or liquidated damages.
3. Inserts, sleeves, smooth dowels, or threaded reinforcing steel or rods.
4. Cleaning, cutting, straightening or rework of existing reinforcing steel.
5. cutting, drilling, grouting, dry-packing, epoxying of reinforcing steel.
6. Burning of structural steel to pass reinforcing steel.
7. Liability against loss of reinfrocing steel due to strikes, accidents, water, flood or other acts of God, and the repair or replacement of same.
8. Protection, painting, greasing or wrapping of reinforcing steel or smooth dowels.
9. Fabricated reinforcing steel, or other permanent materials.
10. OSHA requirements for exposed reinforcing steel ends.
11. All welding and mesh wrapping.
12. Field bending of any reinforcing steel.
13. Blocking, chairing and/or pulling of wire mesh.
14. Hoisting or lowering of men and materials, including pre-fabricated units.
15. Support steel and concrete accessories for reinforing steel.
16. support steel and accessories for post-tensioning manterials.
17. Any applicable sales or use taxes.
18. All splicing devices.
19. Firm, level, sub-grade at elevation shown on drawings.
20. All dead men and cables for guying if required.
21. Separate pour watchman, or safety, quality, or traffic control personnel or the added cost of composite crew clean-up peronnel.
22. Disposal or removal of trash, debris, etc.
23. Installation of masonry steel above dowels.
24. Moving or double-handling reinforcing steel from lay-down yard.
25. Protective covering of stored steel, if applicable.
26. Removal, grinding and/or patching of staples, nails, bolts or any other device used for the placement of concrete reinforcement accessories.
27. Generally, all mechanical couplers and mesh are excluded unless a price is specifically addressed for those items.
28. Beam bolsters to run longitudinally with beam bottoms.
29. Site-Specific safety tools, clothing and/or orientations to be provided or paid for by the General Contractor.

# ***EXECUTION***

NOW, THEREFORE, the Contractor accepts the above Subcontract Proposal and the Subcontractor agrees to perform the work comprehended hereunder, and the Contractor agrees to and accepts all stipulations, conditions and exclusions set set forth in the preceding.

IN WITNESS WHEREOF, both parties have executed this Agreement in the day and year as written.

| CONTRACTOR: | | SUBCONTRACTOR: | |
|---|---|---|---|
| By: | | By: | Doug Jordan |
| Title: | | Title: | Project Manager |
| Date: | | Ph: | 813-733-1987 |
| | | Date: | |

# D. T. READ STEEL CO., INC.

100 Opportunity Drive South Mills, NC 27976 Phone: (757)487-2047 Fax: (757)487-0768


**NCDOT Highway Contractor # 70211**
**DBE Certified FDOT (Florida)**
**NAICS CODE: 237310**
**EMR .71**

November 11, 2025

RE: Manatee County SEWRF - Phase B - Capacity Improvements
Brandenton, Florida

# QUOTE

D. T. Read Steel proposes to place reinforcing steel for **$841.00 per ton.**
Tie wire (black annealed wire only) for an additional **$40.00** to the unit price.
One (1) Mobilization **$3,000.00**
**.71 current MOD rate**

# SCOPE

If the **FL05** dated **01/03/25** wage determination for reinforcing ironworker is **$34.39**, the price quoted is valid; if the wage scale is different our quote is subject to change. All reinforcing steel is to be furnished, fabricated with accessories; approved shop drawings, are to be furnished by others. Full crane service, when needed, will be furnished by your company without charge to us. The rebar needs to be offloaded by others next to the intended work area, within cranes reach of the installation work area; once unloaded we will only handle the rebar one time in the act of installation or pre-fabrication. All prefabricated rebar must be prefabricated within the cranes reach of its installed location. We must have a dedicated crane when needed. If applicable, we must have a picking beam for our use, to set our prefabricated walls, etc. without charge to us. If applicable, any vertical rebar must rest on top of the finish concrete below. Any openings that the rebar is not fabricated for shall be cut or moved by others.

Your company must provide dowel templates, grade lines, and pour layout necessary to place the reinforcing steel; also, you must provide type 25 standees and slab bolsters for slab rebar mats and beams. We will need templates provided by your company for any dowels projecting out of any concrete. The rebar will be placed before any possible obstructions, forms, steel beams, anchor bolts, etc.; meaning the rebar installed will not be pulled, threaded, dragged, etc. under any obstructions. If it is practical and more efficient to prefabricate the rebar mats, beams, etc., we will need crane service to set the prefabricated items. If necessary, we may need holding rebar, brace rebar, positioning rebar, etc. and this is to be paid to us as an extra to contract at our unit rate. Any trenches, sump pits, depressed slabs, elevation changes at any location in the slabs, clearly need to be marked by others prior to placing rebar. The rebar lay-down area shall be within a crane's reach of the rebar located in that specific pour.

# D. T. READ STEEL CO., INC.

100 Opportunity Drive South Mills, NC 27976 Phone: (757)487-2047 Fax: (757)487-0768


Manatee County SEWRF - Phase B - Capacity Improvements
Brandenton, Florida

Standard typical exclusions are placing precast rebar, placing duct-bank/pipe encasement rebar, field bending rebar, testing rebar, welding, welded rebar splices, burning, cutting rebar, placing CMU masonry rebar, placing CMU masonry lintel bond beams, placing CMU masonry tie beams, making templates for dowels, placing mechanical couplers, placing smooth dowels, placing wire mesh, making supports for top mat rebar, placing pile dowels, drilling, epoxying dowels, grouting dowels, placing pile plug rebar, placing pile connection rebar, placing wall coping cap rebar, welding pile dowels, staging, scaffolding and cleaning rebar are to be done by others. If any wire mesh affiliated rebar is located within any pour areas where the wire mesh is not installed by us, others shall install any wire mesh affiliated rebar within that pour such as CMU dowels, thicken slab rebar, turn down slab rebar, opening rebar, reentrant rebar, added rebar, curb dowel rebar, etc. Any sleeves, dowel sleeves, covering rebar, placing weldable rebar, placing smooth dowels, placing stair nose rebar shall be done by others. Any men supplied for concrete pour watch shall be supplied at our hourly basis, premium time not included.

This proposal is based on a standard eight-(8) hour workday or forty-(40) hour workweek, weather permitting. D. T. Read Steel Co., Inc. will not be responsible for any overtime cost, if any overtime occurs your company shall pay for the premium. Also, we are not held liable for delays of any nature, unless due to our negligence. We include insurance, labor, chokers, and trade tools for our portion of the work. We are to be paid for any items prefabricated and stockpiled. If the rebar needs to be stockpiled on site at a specific elevation your company shall supply the necessary material and means to stockpile rebar. Dunnage supplied by you at no charge to us. If applicable, others shall cover every truck load of rebar delivered to the jobsite. Any covering of any exposed rebar that has been installed shall be covered by others. Making the rebar safe to work around, such as rebar caps, etc., shall be done by others. Any static lines, handrails, scaffolding, etc., will be in place by others before our workers enter the work area. All static lines, handrails, scaffolding etc., shall be OSHA/Job site approved. In addition, restroom facilities are to be supplied by your company.

We will cover the cost of 1 hour of job orientation. Any other job orientation, training, requirements, COVID training, vaccine testing, vaccine information training, etc. shall be paid by others at our hourly rates. Any confined space, hazmat training, or any training needed to work on this project shall be paid for by others. Also, any associated cost incurred for base access, badging or background checks shall be paid by others at our hourly rates.

We must have a copy of every rebar shipping ticket sent to us. We will bill per amount delivered as stated on the shipping tickets not the plan quantities. Any retainage withheld is to be paid within thirty (30) days after our portion of the work is completed, not after the Contractor's portion is complete. This sentence is to be included in the subcontract **(Any work-related discrepancies shall be clarified by the work scope stated in DTRSC's proposal dated 11/11/25)**.

Our hourly rate is **$75.00** per man, **$85.00** per foreman and **$95.00** per superintendent per hour. Our payment Terms = Net 30 Days and Net 15 Days for T&M or Changer Order work.

# D. T. READ STEEL CO., INC.

100 Opportunity Drive South Mills, NC 27976 Phone: (757)487-2047 Fax: (757)487-0768


Manatee County SEWRF - Phase B - Capacity Improvements
Brandenton, Florida

This proposal is valid for 30 days and is subject to the attached terms and conditions. If a Bond is needed for this contract, one can be provided for the installation portion of our contract, at the expense of the General contractor as follows and any surcharges; the bond rate will be **2.5%**. The bond rate will need to be issued as Change Order #1. Also, the total (premium) bond rate is based on the final contract value.

GOD Bless,
D. T. Read Steel Co., Inc.

_____
Donnie Read, President

J P Specialties, Inc.
P O Box 1507
Lake Elsinore, CA 92531

Quote

Invoice #: 00027903

Bill To:

PCL Civil Constructors
C/O Southern Avenue Sewer Project
7317 W Southern Avenue
Laveen, AZ 85043
USA

Ship To:

PCL Civil Constructors, Inc.
1 N. Dale Mabry Highway, Suite 300
Tampa, FL 33609
Christian - (918) 892-4110

| SALESPERSON | YOUR NO. | SHIP VIA | COL | PPD | SHIP DATE | TERMS | DATE | PG. |
|---|---|---|---|---|---|---|---|---|
| Ward, Nathaniel P | QUOTE | Prepaid | | | 12/4/2025 | 1% 10 Net 30 | 11/20/2025 | 1 |

| QTY. | ITEM NO. | DESCRIPTION | PRICE | UNIT | DISC % | EXTENDED | TX. |
|---|---|---|---|---|---|---|---|
| | | **Manatee County SEWRF – Phase B – Capacity Improvements in Bradenton, FL**<br><br>**Current Lead Time is (2) Weeks + Transit ARO**<br><br>*****Freight Becomes Prepaid at Order Subtotal of $19,000.00+**<br><br>**6" & 9" PVC WATER STOP** | | | | | |
| 3,400 | PVC638 | 6" x 3/8" x 50' Earth Shield PVC ribbed centerbulb waterstop. ***HS Tariff 3916.20.00 | $3.53 | lft | | $12,002.00 | |
| 250 | PVC938 | 9" x 3/8" x 50' Earth Shield PVC ribbed centerbulb waterstop. ***HS Tariff 3916.20.00 | $6.44 | lft | | $1,610.00 | |
| | | **CH2M Hill Waterstop Protector** | | | | | |
| 52 | 2055CH2M | CH2M Hill (Special) Stainless Steel Waterstop Protector 4-1/2" 12 gauge 304 S/S (4 lft sections) Per Specification *** This is a custom bend-to-order part. | $45.00 | lft | | $2,340.00 | |

Due to product liability all Earth Shield¨ Waterstop sales are final.

| | |
|---|---|
| Sale Amt.: | |
| Freight: | |
| Sales Tax: | |
| Total Amt.: | |
| Paid Today: | |
| Balance Due: | |

J P Specialties, Inc.
P O Box 1507
Lake Elsinore, CA 92531

Quote

Invoice #: 00027903

Bill To:

PCL Civil Constructors
C/O Southern Avenue Sewer Project
7317 W Southern Avenue
Laveen, AZ 85043
USA

Ship To:

PCL Civil Constructors, Inc.
1 N. Dale Mabry Highway, Suite 300
Tampa, FL 33609
Christian - (918) 892-4110

| SALESPERSON | YOUR NO. | SHIP VIA | COL | PPD | SHIP DATE | TERMS | DATE | PG. |
|---|---|---|---|---|---|---|---|---|
| Ward, Nathaniel P | QUOTE | Prepaid | | | 12/4/2025 | 1% 10 Net 30 | 11/20/2025 | 2 |

| QTY. | ITEM NO. | DESCRIPTION | PRICE | UNIT | DISC % | EXTENDED | TX. |
|---|---|---|---|---|---|---|---|
| | | ***HS Tariff 7308.90.90.99 | | | | | |
| 2 | NB190A | **Hydrophilic Swelling Waterstop** (200 lft [60.97 M] [8 rolls] per box) Type NB190 Profile A is a flexible, coiled strip of modified hydrophilic chloroprene rubber that swells upon contact with water to form a long lasting compression seal for concrete construction joints. 10mm x 20mm x 60.97 meters [200 lft]. | $857.14 | box | | $1,714.28 | |
| | | ***HS Tariff 2715.00.0000 | | | | | |
| 8 | NBPASTESAUS | Type NB190¨ Hydrophilic Waterstop Paste is a single-component, moisture activated hydrophilic, elastomeric sealant for use as a waterstop in new construction and repair applications. 1/4" bead yields 50 feet per 20-ounce sausage tube. | $75.12 | each | | $600.96 | |
| | | ***HS Tariff 3909.50.1000 | | | | | |
| | | **Tools / Accessories** | | | | | |
| 1 | NBGUN | Caulking Gun for Sausage | $90.00 | each | | $90.00 | |

Due to product liability all Earth Shield¨ Waterstop sales are final.

| | |
|---|---|
| Sale Amt.: | |
| Freight: | |
| Sales Tax: | |
| Total Amt.: | |
| Paid Today: | |
| Balance Due: | |

J P Specialties, Inc.
P O Box 1507
Lake Elsinore, CA 92531

Quote

Invoice #: 00027903

Bill To:

PCL Civil Constructors
C/O Southern Avenue Sewer Project
7317 W Southern Avenue
Laveen, AZ 85043
USA

Ship To:

PCL Civil Constructors, Inc.
1 N. Dale Mabry Highway, Suite 300
Tampa, FL 33609
Christian - (918) 892-4110

| SALESPERSON | YOUR NO. | SHIP VIA | COL | PPD | SHIP DATE | TERMS | DATE | PG. |
|---|---|---|---|---|---|---|---|---|
| Ward, Nathaniel P | QUOTE | Prepaid | | | 12/4/2025 | 1% 10 Net 30 | 11/20/2025 | 3 |

| QTY. | ITEM NO. | DESCRIPTION | PRICE | UNIT | DISC % | EXTENDED | TX. |
|---|---|---|---|---|---|---|---|
| 1 | 12414 | Tubes<br>JP414 Series 2 (3/4" x 4.5" x 14") large waterstop splicing iron. Includes: Peel-and-stick Teflon cover, aircraft-grade 6061 aluminum casing, built-in thermometer, oil-resistant outdoor-use power cord, ergonomic grip, and high-temperature (1000 watts) sealed cartridge heaters. (115 volt.)<br>***HS Tariff 8515.19.0000 | $436.97 | each | | $436.97 | |
| 1 | 12418 | Die-cut to fit JP414 Series 2. Peel & Stick Teflon Covers provide a non-stick surface for JP Waterstop Splicing Irons.<br>***HS Tariff 7019.40.0000 | $20.24 | each | | $20.24 | |
| 1 | 12010 | ST-10 Series 2 Waterstop Splicing Table is an easy-to-use tool designed to mechanically weld thermoplastic waterstops (adjusts up to 12" wide). Saves time and money, while providing high-quality mechanical field welds. (includes instruction manual, shims, & tool kit.) (no welding iron included).HS Tariff | $2,500.61 | each | | $2,500.61 | |

Due to product liability all Earth Shield¨ Waterstop sales are final.

| | |
|---|---|
| Sale Amt.: | |
| Freight: | |
| Sales Tax: | |
| Total Amt.: | |
| Paid Today: | |
| Balance Due: | |

J P Specialties, Inc.
P O Box 1507
Lake Elsinore, CA 92531

Quote

Invoice #: 00027903

Bill To:

PCL Civil Constructors
C/O Southern Avenue Sewer Project
7317 W Southern Avenue
Laveen, AZ 85043
USA

Ship To:

PCL Civil Constructors, Inc.
1 N. Dale Mabry Highway, Suite 300
Tampa, FL 33609
Christian - (918) 892-4110

| SALESPERSON | YOUR NO. | SHIP VIA | COL | PPD | SHIP DATE | TERMS | DATE | PG. |
|---|---|---|---|---|---|---|---|---|
| Ward, Nathaniel P | QUOTE | Prepaid | | | 12/4/2025 | 1% 10 Net 30 | 11/20/2025 | 4 |

| QTY. | ITEM NO. | DESCRIPTION | PRICE | UNIT | DISC % | EXTENDED | TX. |
|---|---|---|---|---|---|---|---|
| | | 8465.92.0045 | | | | | |

Due to product liability all Earth Shield¨ Waterstop sales are final.

| | |
|---|---|
| Sale Amt.: | $21,315.06 |
| Freight: | $0.00 |
| Sales Tax: | $0.00 |
| Total Amt.: | $21,315.06 |
| Paid Today: | $0.00 |
| Balance Due: | $21,315.06 |

# AMHERST MAINTENANCE, INC.

## *PROPOSAL*

November 11, 2025

PCL Construction Inc
1050 North Dale Blvd
Tampa FL 33609

Attention: Thomas Skehan

Re: Manatee County SERWRF Capacity Improvements Project- Phase B . Proposed price is based on specifications and drawings

**SCOPE OF WORK**

**ITEM INCLUDED**

***New Electrical Building #4…….$ 31,500.00**
***New AGS Influent Pump Station……...$ 32,000.00**
***New AGS WAS Pump Station……$ 6,000.00**
***New AGS Basin and AGS WAS Surge Tank……$ 2,380,000.00**
***New AGS Blowers……$ 50,000.00**
***Yard Piping……..……$ 28,000,00**

**SECTIONS INCLUDED**

1. **Section 09970 (Surface protection Spray System)**
2. **Section 09900 (Painting)**
3. **Section 07900 (Joint Sealants)**

**TOTAL AMOUNT ……$2,527,500.00**

**Price includes all labor, material scaffolding, insurances bonding and supervision**

920 Harbor Lake Court, Safety Harbor Florida 34695
Phone (727) 781-6500 Fax (727) 726-8729 Email: AmherstMaintenance@verizon.net

Hudson
Pump & Equipment
A Division of Tencarva Machinery Company
3524 Craftsman Boulevard, Lakeland, FL 33803
Phone (863) 665-7867 Fax (863) 667-2951

# PROPOSAL/CONTRACT

**TO:** PCL **DATE:** 5-22-26

**PROJECT:** Manatee County SEWRF - Phase B - Capacity Improvements

**BID DATE:** 5-22-26

---

**Hudson Pump & Equipment agrees to sell to Purchaser and Purchaser agrees to purchase from Hudson Pump & Equipment the products as described below:**

## I. EQUIPMENT DESCRIPTION:

**SECTION 11425 – HORIZONTAL END SUCTION CENTRIFUGAL PUMPS**

**AGS Pumps (P-33401, P-33402, P-33403, P-33404)**

Flygt AC Package to include the following**:**

Qty 4. Flygt AC Centrifugal Pumps, Model 150 NSY, 16x16-20 rated for 4700gpm 19ft. TDH, in Cast Iron construction with CI/2-3% nickel impeller, split mechanical seal, with a 30hp/710rpm TEFC premium efficient severe duty 3/60/460V motor, coupling with guard and individual fabricated steel base plates.

***Note: pump, motor and base will all be shipped separately and require field assembly while installing by others.**

## II. APPLICABLE SPECIFICATIONS:

11425

The specifications listed above are the only specifications that shall apply to this proposal either directly or by reference. Any specification that is not specifically included as part of this proposal is excluded from this offering.

## III. COMMENTS AND CLARIFICATIONS:

1) 1.03.A.1.h – Anchorage and bracing to be supplied by others.
2) 1.03.B.1 – Anchorage and bracing to be supplied by others.
3) 2.01.B – Adjustable frequency drives and coordination with adjustable frequency drives to be supplied by others.
4) 2.03.A – Pump and motor nameplates to be manufacturer's standard.
5) 2.03.D – Anchor bolts to be supplied by others.
6) 2.04 – Factory surface preparation and coating shall be Xylem standard which is as follows: Prior to paint, blast and clean per SSPC-SP10. Primer coat shall be Carboline Carboguard 890, DFT of 4 to 6 mils. Top coat shall be Carboline Carboguard 890, color navy grey (color code 2708), DFT of 4 to 8 mils. Motor to have vendors standard coating.

**IV. BID VALIDITY:** This bid is valid for 120 days unless withdrawn by seller in writing and is based upon equipment release for manufacture within 120 days and shipment upon completion or within 10 days of test curve submittal.

**V. ESCALATION:** Material surcharges and escalation will apply to all orders not released for manufacturing and shipment within 90 days of the quote date.

**VI. TERMS OF PAYMENT:** 100% net cash 30 days with credit approval. **A 2% processing fee shall be added to all credit card payments.** A late charge of 1.5% per month shall be added to all unpaid balances. The Purchaser shall pay all attorney's fees and collection charges for any late payments. If shipment is delayed by the purchaser, the date of readiness for shipment shall be deemed the date of shipment for payment purposes. Payments shall be prorated as shipments go forward. Full payment is required before equipment start-up. Payment is not contingent upon Purchaser's receipt of payment from others.

**VII. TAXES:** No taxes are included.

**VIII. TITLE AND FREIGHT:** F.O.B. Factory, Freight Allowed to Jobsite.

**IX. PAINT:** The equipment will be shop painted per the manufacturers standard paint system.

**X. SERVICE:** 6 trips and 6 days of service for inspection, start-up and training on are included at no charge. For additional service, add $1500 per day plus expenses.

**XI. EXCLUDED ITEMS:** The following items are **not** included:
Installation, alignment, soleplates, templates, anchor bolts, standard tools, lubricants, and any other items not specifically listed in this proposal.

**XII. TERMS AND CONDITIONS:** This proposal is quoted on the standard terms, conditions and warranty of the manufacturers and per the attached. Hudson Pump & Equipment assumes no liability for liquidated damages, consequential damages and/or removal and reinstallation charges.

**XIII. SHIPPING DATE:** 8-10 weeks for submittal preparation.
38-42 weeks for manufacture after approval, subject to prior sale.

**XIV. TOTAL PRICE, FREIGHT INCLUDED** ……..$ 398,000.00

**XV. SIGNATURES**

| | |
|---|---|
| By _____ (Signature) | Accepted By _____ (Signature) |
| Robert Maxwell (Name) | _____ (Name) |
| Account Manager (Title) | _____ (Title) |
| Hudson Pump & Equipment (Company | _____ (Company) |
| _____ (Date) | _____ (Date) |

# HUDSON PUMP & EQUIPMENT TERMS AND CONDITIONS

**WARRANTY** - Company warrants title to the product(s) and, except as noted with respect to items not of Company's manufacturer, also warrants the product(s) on date of shipment to Purchaser, to be of the kind and quality described herein, and free of defects in workmanship and material. THIS WARRANTY IS EXPRESSLY IN LIEU OF ALL OTHER WARRANTIES, INCLUDING BUT NOT LIMITED TO IMPLIED WARRANTIES OF MERCHANTABILITY AND FITNESS, AND CONSTITUTES THE ONLY WARRANTY OF COMPANY WITH RESPECT TO THE PRODUCT(S).

If within one year from date of initial operation, but not more than eighteen months from date of shipment by Company of any item of product(s), Purchaser discovers that such item was not as warranted above and promptly notifies Company in writing thereof, Company shall remedy such nonconformance by, at Company's option, adjustment or repair or replacement of the item and any affected part of the product(s). Purchaser shall assume all responsibility and expense for removal, reinstallation, and freight in connection with the foregoing remedies. The same obligations and conditions shall extend to replacement parts furnished by Company hereunder. Company shall have the right of disposal of parts replaced by it. Purchaser agrees to notify Company, in writing, of any apparent defects in design, material or workmanship, prior to performing any corrective action back chargeable to the Company. Purchaser shall provide a detailed estimate of the material, labor costs associated with proposed remedy for expeditious review and approval by the Company.

ANY SEPARATELY LISTED ITEM OF THE PRODUCT(S) WHICH IS NOT MANUFACTURED BY THE COMPANY IS NOT WARRANTED BY COMPANY and shall be covered only by the express warranty, if any, of the manufacturer thereof.

THIS STATES PURCHASER'S EXCLUSIVE REMEDY AGAINST COMPANY AND ITS SUPPLIERS RELATING TO THE PRODUCT(S) WHETHER IN CONTRACT OR IN TORT OR UNDER ANY OTHER LEGAL THEORY, AND WHETHER ARISING OUT OF WARRANTIES, REPRESENTATIONS, INSTRUCTIONS, INSTALLATIONS OR DEFECTS FROM ANY CAUSE. Company and its suppliers shall have no obligation as to any product which has been improperly stored or handled, or which has not been operated or maintained according to instructions in Company or supplier furnished manuals.

**NUCLEAR** - Purchaser represents and warrants that the product(s) covered by this contract shall not be used in or in connection with a nuclear facility or application.

**NONCANCELLATION** - Purchaser may not cancel or terminate for convenience, or direct suspension of manufacture, except on mutually acceptable terms.

**DELAYS** - If Company suffers delay in performance due to any cause beyond its control, including but not limited to act of God, war, act or failure to act of government, act or omission of Purchaser, fire, flood, strike or labor troubles, sabotage, or delay in obtaining from others suitable services, materials, components, equipment or transportation, the time of performance shall be extended a period of time equal to the period of the delay and its consequences. Company will give to Purchaser notice in writing within a reasonable time after Company becomes aware of any such delay.

**STORAGE** - Any item of the product(s) on which manufacture or shipment is delayed by causes within Purchaser's control, or by causes which affect Purchaser's ability to receive the product(s), may be placed in storage by Company for Purchaser's account and risk.

**TITLE AND INSURANCE** - Title to the product(s) and risk of loss or damage shall pass to Purchaser at the f.o.b. point, except that a security interest in the product(s) and proceeds and any replacement shall remain in Company, regardless of mode of attachment to realty or other property, until the full price has been paid in cash. Purchaser agrees to do all acts necessary to perfect and maintain said security interest, and to protect Company's interest by adequately insuring the product(s) against loss or damage from any external cause with Company named as insured or co-insured.

**LIMITATION OF LIABILITY** - Neither Company nor its suppliers shall be liable, whether in contract or in tort or under any other legal theory, for loss of use, revenue or profit, or for cost of capital or of substitute use or performance, or for incidental, indirect, or special or consequential damages, or for any other loss or cost of similar type, or for claims by Purchaser for damages of Purchaser's customers. Likewise, Company shall not, under any circumstances, be liable for the fault, negligence, or wrongful acts of Purchaser or Purchaser's employees, or Purchaser's other contractors or suppliers.

IN NO EVENT SHALL COMPANY BE LIABLE IN EXCESS OF THE SALES PRICE OF THE PART(S) OR PRODUCT FOUND DEFECTIVE.

**GENERAL** - (a) Company will comply with all laws applicable to Company. Compliance with OSHA or similar federal, state or local laws during any operation or use of the product(s) is the sole responsibility of Purchaser. (b) The laws of the State of Florida shall govern the validity, interpretation and enforcement of any contract of which these provisions are a part, without giving effect to any rules governing the conflict of laws. (c) This document and any other documents specifically referred to as being a part hereof, constitute the entire contract on the subject matter, and it shall not be modified except in writing signed by both parties. Unless otherwise specified, any reference to Purchaser's order is for identification only. Assignment may be made only with written consent of both parties.

**ACCEPTANCE** - The determination of compliance with performance guarantees will be based on results of factory tests under controlled conditions with calibrated instruments and tested per standards of the Hydraulic Institute.

**CONTROLLING PROVISIONS** - These terms and conditions shall control with respect to any purchase order or sale of the Company's products. No waiver, alteration or modification of these terms and conditions whether on Purchaser's purchase order or otherwise shall be valid unless the waiver, alteration or modification is specifically accepted in writing and signed by an authorized representative of the Company.

# Item I: Description of Equipment, Testing, and Services

AGS Pumps (P-33401, P-33402, P-33403, P-33404)

A. Quantity (4) Four 16x16x20 NSYV Model 150 Direct Coupled Horizontal Baseplate Mounted Pumps. Pump Ratings are as Follows:

- Rated Operating Condition – 4,700 gpm @ 19 ft TDH at 710 RPM

Pump construction consists of:

- ASTM A48 Class 30 Cast Iron Suction Cover, Casing, Stuffing Box Cover, Frame, Bearing Cover and Bearing Housing
- 2-3% Ni-Cast Iron 2 Vane Impeller
- 410SS Impeller Wear Ring (300-325 BHN)
- 410SS Suction Cover Wear Plate (350-375 BHN)
- 316SS Pump Shaft
- 304SS Shaft Sleeve
- Chesterton 442 Split Single Mechanical Seal with SiC Faces
- TB Woods Sure-Flex Style Coupling with Guard
- Fabricated Steel Baseplate
- Inboard Bearing: One Single Row Roller Bearing
- Outboard Bearing: Two Duplex “DB” Mounted Ball Bearings
- Standard Xylem Carboline Carboguard 890 Pump Finish

Pump Factory Testing to Consist of the Following:

- PE-Wit. Factory Pump Performance Test with Job Motor per HI Standard 14.6-2016 Grade 1U (4 Pumps)
- PE-Wit. Factory Pump Vibration Test at Rated Condition per HI Standard 14.6-2016 Grade 1U (4 Pumps)
- PE-Wit. Assembled Pump Hydrostatic Test per HI Standard 14.6-2016 (4 Pumps)

Quantity (4) Four, 30 HP, 720 RPM, 3/60Hz/460V, TEFC, Premium Efficient, Horizontal Foot Mounted Motors with the Following Features:

- Random Wound
- 1.15 S.F. on Sine Wave Power
- 1.00 S.F. on VFD
- Class "F" Insulation
- Insulife 2000 Insulation System
- 3300 Ft.(1000 M) Altitude
- +40 C Ambient
- "F-1" Assembly Position
- Inverter Duty NEMA MG1 Part 31
- Variable Torque
- 10:1 Speed Range
- Class "B" Rise @ 1.0 S.F.
- NEMA Design "B"
- DOL and VFD Start
- Continuous Duty
- AEGIS Grounding Ring (SGR)
- Special Balance
- Thermostats - Normally Closed

Scope Includes the Following Spare Parts:

- No Spare Parts Included in Scope of Supply

## Bid Proposal

**GMP - SERWRF Capacity Phase B Improvements**

**All Bidders**
**Job Location:** Bradenton, FL
**Engineer Name:** McKim & Creed
**Bid Date:** 05/22/2026 05:00 pm
**Bid Due Date:**
**Addendum Number:** 2
**Plan Sheet Date:** 07/01/2025
**Core & Main Bid #:** 4934045

**Core & Main**
2525 12th St Bldg 2
Sarasota, FL 34237
Phone: 9413648909
Fax: 9419517543

| Bid Seq | Description | Qty | UoM | Sell | Ext Sell | Filter | Spec Sec | Addendum Number |
|---|---|---|---|---|---|---|---|---|
| 10 | ********** | | | | | | | |
| 20 | **SITE UTILITIES** | | | | | | | |
| 30 | **P/S C03.201-.205** | | | | | | | |
| 40 | _____ | | | | | | | |
| 50 | | | | | | | | |
| 60 | **AGI INFLUENT F/AGS INFLUENT PS P/S C03.201** | | | | | | | |
| 70 | | | | | | | | |
| 80 | 24 HDSS PR350 DI PIPE PERMOX | 100 | FT | 433.09 | 43,309.00 | DI PIPE | MC_UTILITES APP LIST | |
| 90 | 24 MJ 90 C153 IMP PERMOX | 1 | EA | 4,968.34 | 4,968.34 | DI MJ FTGS | MC_UTILITES APP LIST | |
| 100 | 24 FOSTER ADPT EPXY W/BLUE B&N 24FA-OX.BLU USA | 1 | EA | 1,187.44 | 1,187.44 | DI MJ FTGS | MC_UTILITES APP LIST | |
| 110 | 24 MJ 45 C153 IMP PERMOX | 1 | EA | 3,685.62 | 3,685.62 | DI MJ FTGS | MC_UTILITES APP LIST | |
| 120 | 24 MJ L/P SLV C153 IMP PERMOX | 1 | EA | 3,383.73 | 3,383.73 | DI MJ FTGS | MC_UTILITES APP LIST | |
| 130 | 24 STAR 3024 DIP REST SB IMP STARBOND L/ACC SGDPS24 | 6 | EA | 552.28 | 3,313.68 | MJ RESTRAINTS | MC_UTILITES APP LIST | |
| 140 | 24 MJ ACC SET L/GLAND EPDM GSKT COR BLUE BOLTS IMP | 6 | EA | 248.25 | 1,489.50 | MJ RESTRAINTS | 02640_PG.217 | |
| 150 | | | | | | | | |
| 160 | **AG-WAS TO BASINS P/S C03.201** | | | | | | | |
| 170 | | | | | | | | |
| 180 | 8 HDSS PR350 DI PIPE PERMOX | 100 | FT | 123.03 | 12,303.00 | DI PIPE | MC_UTILITES APP LIST | |
| 190 | 8 MJ 45 C153 IMP PERMOX | 2 | EA | 640.59 | 1,281.18 | DI MJ FTGS | MC_UTILITES APP LIST | |
| 200 | 8 MJ L/P SLV C153 IMP PERMOX | 1 | EA | 708.53 | 708.53 | DI MJ FTGS | MC_UTILITES APP LIST | |
| 210 | 8 STAR 3008 DIP REST SB IMP STARBOND L/ACC SGDPS08N | 6 | EA | 57.42 | 344.52 | MJ RESTRAINTS | MC_UTILITES APP LIST | |
| 220 | 8"MJ ACC SET L/GLAND COR BLUE | 6 | EA | 65.61 | 393.66 | MJ RESTRAINTS | 02640_PG.217 | |
| 230 | **PAGE BREAK** | | | | | | | |
| 240 | **AEROBIC GRANULATED SLUDGE DRN P/S C03.201** | | | | | | | |
| 250 | | | | | | | | |
| 260 | 4 PVC SCH80 PIPE SWB 20' | 160 | FT | 10.58 | 1,692.80 | SCH80 PVC | | |
| 270 | 4X4 PVC S80 WYE HXHXH 875-040 | 2 | EA | 164.70 | 329.40 | SCH80 PVC | | |
| 280 | 4 PVC S80 45 HXH 817-040 | 4 | EA | 52.32 | 209.28 | SCH80 PVC | | |
| 290 | 4 SCH40 FEMALE ADAPT HXFIPT 435-040 | 2 | EA | 6.72 | 13.44 | SCH80 PVC | | |
| 300 | 4 PVC S40 TRD PLG MIPT 450-040 | 2 | EA | 9.93 | 19.86 | SCH80 PVC | | |
| 310 | 4 PVC S80 CPLG HXH 829-040 | 2 | EA | 21.22 | 42.44 | SCH80 PVC | | |
| 320 | | | | | | | | |
| 330 | **NONPOTABLE WATER P/S C03.202-.204** | | | | | | | |
| 340 | | | | | | | | |
| 350 | 8 MJ L/P SLV C153 IMP | 1 | EA | 752.82 | 752.82 | DI MJ FTGS | MC_UTILITES APP LIST | |
| 360 | 8X4 MJ TEE C153 IMP | 2 | EA | 283.50 | 567.00 | DI MJ FTGS | MC_UTILITES APP LIST | |
| 370 | 4 FOSTER ADPT EPXY W/BLUE B&N 4FA-OX.BLU USA | 2 | EA | 131.19 | 262.38 | DI MJ FTGS | MC_UTILITES APP LIST | |
| 380 | 4 F6100 MJ RW GV OL ON L/ACC CLOW GATE VALVE EPOXY COATED W/STAINLESS STEEL BOLTS & NUTS | 2 | EA | 715.77 | 1,431.54 | VALVE GATE | | |
| 390 | 4 HDSS PR350 DI PIPE | 180 | FT | 53.89 | 9,700.20 | DI PIPE | | |
| 400 | 4 MJ CAP C153 IMP | 1 | EA | 42.75 | 42.75 | DI MJ FTGS | MC_UTILITES APP LIST | |
| 410 | 4 MJ TEE C153 IMP | 1 | EA | 147.00 | 147.00 | DI MJ FTGS | | |
| 420 | 4X2 MJ TAPT CAP C153 IMP | 2 | EA | 87.75 | 175.50 | DI MJ FTGS | | |
| 430 | C87-77-NL 2 BRS MALE ADPT MIPTXPJ PVC NO LEAD | 2 | EA | 132.63 | 265.26 | BRASS FTGS | | |
| 440 | 2 PVC SCH80 PIPE SWB 20' | 180 | FT | 3.52 | 633.60 | SCH80 PVC | | |
| 450 | 2 PVC S80 90 HXH 806-020 | 1 | EA | 4.82 | 4.82 | SCH80 PVC | | |
| 460 | 8 HDSS PR350 DI PIPE | 240 | FT | 52.82 | 12,676.80 | DI PIPE | MC_UTILITES APP LIST | |
| 470 | 8 MJ 45 C153 IMP | 1 | EA | 640.59 | 640.59 | DI MJ FTGS | MC_UTILITES APP LIST | |
| 480 | 8 STAR 3008 DIP REST SB IMP STARBOND L/ACC SGDPS08N | 8 | EA | 57.42 | 459.36 | MJ RESTRAINTS | MC_UTILITES APP LIST | |
| 490 | 8"MJ ACC SET L/GLAND COR BLUE | 8 | EA | 65.61 | 524.88 | MJ RESTRAINTS | 02640_PG.217 | |
| 500 | 4 STAR 3004 DIP REST SB IMP STARBOND L/ACC SGDPS04N | 6 | EA | 32.48 | 194.88 | MJ RESTRAINTS | MC_UTILITES APP LIST | |
| 510 | 4"MJ ACC SET L/GLAND COR BLUE | 6 | EA | 48.00 | 288.00 | MJ RESTRAINTS | 02640_PG.217 | |
| 520 | | | | | | | | |
| 530 | **BASIN WATERLINE CORRECTION P/S C03.203** | | | | | | | |
| 540 | | | | | | | | |
| 550 | 30 MJ L/P SLV C153 IMP PERMOX | 1 | EA | 6,098.28 | 6,098.28 | DI MJ FTGS | MC_UTILITES APP LIST | |

Internal Use Only

| | | | | | | | |
|---|---|---|---|---|---|---|---|
| 560 | 30 TJ PR350 DI PIPE PERMOX | 20 | FT | 554.80 | 11,096.00 | DI PIPE | MC_UTILITES APP LIST |
| 570 | 30X16 MJ TEE C153 IMP PERMOX | 1 | EA | 10,976.17 | 10,976.17 | DI MJ FTGS | MC_UTILITES APP LIST |
| 580 | 16 TJ PR350 DI PIPE PERMOX | 240 | FT | 228.39 | 54,813.60 | DI PIPE | MC_UTILITES APP LIST |
| 590 | 16 MJ 45 C153 IMP PERMOX | 3 | EA | 2,037.59 | 6,112.77 | DI MJ FTGS | MC_UTILITES APP LIST |
| 600 | 30 STAR 3030 DIP REST SB IMP STARBOND L/ACC SGDPS30 | 4 | EA | 1,362.67 | 5,450.68 | MJ RESTRAINTS | MC_UTILITES APP LIST |
| 610 | 30 MJ ACC SET L/GLAND EPDM GSKT COR BLUE BOLTS IMP | 4 | EA | 515.72 | 2,062.88 | MJ RESTRAINTS | 02640_PG.217 |
| 620 | 16 STAR 3016 DIP REST SB IMP STARBOND L/ACC SGDPS16 | 7 | EA | 233.89 | 1,637.23 | MJ RESTRAINTS | MC_UTILITES APP LIST |
| 630 | 16"MJ ACC SET L/GLAND COR BLUE | 7 | EA | 152.25 | 1,065.75 | MJ RESTRAINTS | 02640_PG.217 |
| 640 | | | | | | | |
| 650 | **REJECT RETURN LINE P/S C03.203** | | | | | | |
| 660 | | | | | | | |
| 670 | 12 MJ 90 C153 IMP PERMOX | 1 | EA | 1,363.36 | 1,363.36 | DI MJ FTGS | MC_UTILITES APP LIST |
| 680 | 12 PVC C900 DR18 PIPE 20' GRN GSKT PC235 | 140 | FT | 37.42 | 5,238.80 | C900 | MC_UTILITES APP LIST |
| 690 | 12 STAR 4012 PVC REST SB IMP STARBOND L/ACC PVCS4012G2 | 3 | EA | 140.24 | 420.72 | MJ RESTRAINTS | MC_UTILITES APP LIST |
| 700 | 12"MJ ACC SET L/GLAND COR BLUE | 3 | EA | 91.20 | 273.60 | MJ RESTRAINTS | 02640_PG.217 |
| 710 | | | | | | | |
| 720 | **LEACHATE LINE P/S C03.203** | | | | | | |
| 730 | | | | | | | |
| 740 | 12 MJ 90 C153 IMP PERMOX | 1 | EA | 1,363.36 | 1,363.36 | DI MJ FTGS | MC_UTILITES APP LIST |
| 750 | 12 PVC C900 DR18 PIPE 20' GRN GSKT PC235 | 60 | FT | 37.42 | 2,245.20 | C900 | MC_UTILITES APP LIST |
| 760 | 12 MJ 45 C153 IMP PERMOX | 3 | EA | 1,232.65 | 3,697.95 | DI MJ FTGS | MC_UTILITES APP LIST |
| 770 | 6 MJ 90 C153 IMP PERMOX | 3 | EA | 506.65 | 1,519.95 | DI MJ FTGS | MC_UTILITES APP LIST |
| 780 | 6 PVC C900 DR18 PIPE 20' GRN GSKT PC235 | 120 | FT | 10.30 | 1,236.00 | C900 | MC_UTILITES APP LIST |
| 790 | 12 STAR 4012 PVC REST SB IMP STARBOND L/ACC PVCS4012G2 | 8 | EA | 140.24 | 1,121.92 | MJ RESTRAINTS | MC_UTILITES APP LIST |
| 800 | 12"MJ ACC SET L/GLAND COR BLUE | 8 | EA | 91.20 | 729.60 | MJ RESTRAINTS | 02640_PG.217 |
| 810 | 6 STAR 4006 PVC REST SB IMP STARBOND L/ACC PVCS4006G2 | 6 | EA | 48.00 | 288.00 | MJ RESTRAINTS | MC_UTILITES APP LIST |
| 820 | 6"MJ ACC SET L/GLAND COR BLUE | 6 | EA | 65.61 | 393.66 | MJ RESTRAINTS | 02640_PG.217 |
| 830 | | | | | | | |
| 840 | **AEROBIC GRANULATED SLUDGE EFF P/S C03.204, .205** | | | | | | |
| 850 | | | | | | | |
| 860 | 24 HDSS PR350 DI PIPE PERMOX | 740 | FT | 433.09 | 320,486.60 | DI PIPE | MC_UTILITES APP LIST |
| 870 | 24 MJ 45 C153 IMP PERMOX | 6 | EA | 3,685.62 | 22,113.72 | DI MJ FTGS | MC_UTILITES APP LIST |
| 880 | 24 MJ 90 C153 IMP PERMOX | 2 | EA | 4,968.34 | 9,936.68 | DI MJ FTGS | MC_UTILITES APP LIST |
| 890 | 12 STAR 4012 PVC REST SB IMP STARBOND L/ACC PVCS4012G2 | 16 | EA | 140.24 | 2,243.84 | MJ RESTRAINTS | MC_UTILITES APP LIST |
| 900 | 12"MJ ACC SET L/GLAND COR BLUE | 16 | EA | 91.20 | 1,459.20 | MJ RESTRAINTS | 02640_PG.217 |
| 910 | | | | | | | |
| 920 | ********** | | | | | | |
| 930 | **MECHANICAL** | | | | | | |
| 940 | **P/S C03.201-.205** | | | | | | |
| 950 | _____ | | | | | | |
| 960 | | | | | | | |
| 970 | **AGS INLFLUENT PUMP STATION P/S M34.201, .301, .501** | | | | | | |
| 980 | **NT: NO P&ID F/INF PS. CONTRACTOR TO VERIFY ALL MATERIALS BEFORE ORDERING.** | | | | | | |
| 990 | | | | | | | |
| 1000 | **INFLUENT** | | | | | | |
| 1010 | | | | | | | |
| 1020 | 24" 7200 SUPER FLANGE W/ 316SS B&N RSF7224SS16 IMP | 1 | EA | 4,210.58 | 4,210.58 | RFCA | MC_UTILITES APP LIST |
| 1040 | 24 FLGXFLG DI PIPE PERMOX 3'6" PRIMED IMP | 1 | EA | 4,690.22 | 4,690.22 | DI FLG PIPE | 09900_PG.425 |
| 1050 | 24X16 FLG TEE C110 PERMOX | 3 | EA | 7,470.23 | 22,410.69 | DI FLG FTGS | 09900_PG.425 |
| 1060 | 24 FLGXFLG DI PIPE PERMOX 8' PRIMED IMP | 2 | EA | 7,621.74 | 15,243.48 | DI FLG PIPE | 09900_PG.425 |
| 1070 | 24 FLGXFLG DI PIPE PERMOX 7'5" PRIMED IMP | 1 | EA | 7,295.66 | 7,295.66 | DI FLG PIPE | 09900_PG.425 |
| 1080 | 24X16 FLG 90 C110 PR IMP PERMO | 1 | EA | 6,881.12 | 6,881.12 | DI FLG FTGS | 09900_PG.425 |
| 1090 | 16 GA FIG B517 FLG PLUG VLV W/GEAR & OP NUT | 4 | EA | 7,611.12 | 30,444.48 | VALVE PLUG | MC_UTILITES APP LIST |
| 1110 | 16 FLGXFLG DIP PERMOX 2'10" PRIMED IMP | 4 | EA | 2,621.12 | 10,484.48 | DI FLG PIPE | 09900_PG.425 |
| 1120 | 16 FLGXPE DI PIPE PERMOX 1' PRIMED IMP | 4 | EA | 1,117.78 | 4,471.12 | DI FLG PIPE | 09900_PG.425 |
| 1130 | 16" 7200 SUPER FLANGE W/ 316SS B&N RSF7216SS16 IMP | 4 | EA | 2,560.47 | 10,241.88 | RFCA | MC_UTILITES APP LIST |
| 1150 | 24X1/8 FLG ACC EPDM FF 316SS | 8 | EA | 667.63 | 5,341.04 | FLG BNG | |
| 1160 | 16 FLG ACC EPDM FF 316SS | 16 | EA | 311.32 | 4,981.12 | FLG BNG | |
| 1170 | | | | | | | |
| 1180 | **EFFLUENT** | | | | | | |
| 1190 | | | | | | | |
| 1200 | 16 FLGXFLG DI PIPE PERMOX 1'6" PRIMED IMP | 4 | EA | 2,011.12 | 8,044.48 | DI FLG PIPE | 09900_PG.425 |
| 1210 | 16 FLG 90 C110 PR IMP PERMOX | 8 | EA | 3,052.50 | 24,420.00 | DI FLG FTGS | 09900_PG.425 |
| 1220 | 16 FLGXFLG DI PIPE PERMOX 2' PRIMED IMP | 4 | EA | 2,214.45 | 8,857.80 | DI FLG PIPE | 09900_PG.425 |
| 1230 | 16X4 FLG TEE C110 PERMOX | 4 | EA | 4,387.78 | 17,551.12 | DI FLG FTGS | 09900_PG.425 |
| 1240 | 4X2 TAPT BLIND FLG PERMOX | 4 | EA | 370.77 | 1,483.08 | DI FLG FTGS | 09900_PG.425 |
| 1250 | 2XCL BRASS NIPPLE NO LEAD (I) | 4 | EA | 19.02 | 76.08 | BRASS FTGS | |
| 1260 | 2 WATT LF3003 FIPT DIE UNION LEAD FREE 0009879 | 4 | EA | 316.46 | 1,265.84 | BRASS FTGS | |
| 1270 | 2XCL 316SS NIPPLE | 8 | EA | 10.09 | 80.72 | SST FTGS | |
| 1280 | V210FP-32 2 316SS BALL VLV FP FIPTXFIPT | 4 | EA | 138.72 | 554.88 | SST BALL VALVE | MC_UTILITES APP LIST |
| 1290 | 2 929 AIR RELEASE VALVE ONLY | 4 | EA | 1,147.06 | 4,588.24 | VALVE AIR | MC_UTILITES APP LIST |

| | | | | | | | |
|---|---|---|---|---|---|---|---|
| 1300 | 16 FLGXFLG DIP PERMOX 1'10" PRIMED IMP TAPT 1/2" @ CENTER | 4 | EA | 2,518.89 | 10,075.56 | DI FLG PIPE | 09900_PG.425 |
| 1320 | 16 8001A SWING CHECK VLV FULL WATER WAY, FLANGE ENDS, CAST IRON BODY, BRONZE BODY BRONZE DISC SEAT RING, SINGLE WEIGHT, 316 SS HINGE PIN, D 9007C SPDT NEMA 4 LIMIT 316 SS COVER BOLTS, 16 MILS AND EXTERIOR EPOXY PAINT, | 4 | EA | 15,582.32 | 62,329.28 | VALVE CHECK | MC_UTILITES APP LIST |
| 1400 | 16 GA FIG B517 FLG PLUG VLV W/GEAR & OP NUT | 4 | EA | 7,611.12 | 30,444.48 | VALVE PLUG | MC_UTILITES APP LIST |
| 1420 | 16 FLG TEE C110 PERMOX | 4 | EA | 4,139.67 | 16,558.68 | DI FLG FTGS | 09900_PG.425 |
| 1430 | 16X2 TAPT BLIND FLG PERMOX | 4 | EA | 2,454.23 | 9,816.92 | DI FLG FTGS | 09900_PG.425 |
| 1440 | 2X1/2 BRASS BUSHING NL (I) NO LEAD | 4 | EA | 27.43 | 109.72 | BRASS FTGS | |
| 1450 | 1/2X2 BRASS NIPPLE NO LEAD (I) | 4 | EA | 4.08 | 16.32 | BRASS FTGS | |
| 1460 | 1/2 WATT LF3003 FIPT DIE UNION NO LEAD 0009874 | 4 | EA | 47.76 | 191.04 | BRASS FTGS | |
| 1470 | 1/2 MIPXFIP ASHCROFT V02 316SS GAUGE VALVE | 4 | EA | 312.90 | 1,251.60 | PRESS GAUGE | |
| 1480 | 16 FLGXFLG DI PIPE PERMOX 2'1" PRIMED IMP | 4 | EA | 2,417.78 | 9,671.12 | DI FLG PIPE | 09900_PG.425 |
| 1490 | 24X16 FLG 90 C110 IMP PERMOX | 1 | EA | 6,881.12 | 6,881.12 | DI FLG FTGS | 09900_PG.425 |
| 1500 | 24 FLGXFLG DI PIPE PERMOX 7'5" PRIMED IMP | 1 | EA | 7,295.66 | 7,295.66 | DI FLG PIPE | 09900_PG.425 |
| 1510 | 24X16 FLG TEE C110 PERMOX | 3 | EA | 7,470.23 | 22,410.69 | DI FLG FTGS | 09900_PG.425 |
| 1520 | 24 FLGXFLG DI PIPE PERMOX 8' PRIMED IMP | 2 | EA | 7,621.74 | 15,243.48 | DI FLG PIPE | 09900_PG.425 |
| 1530 | 24 FLGXFLG DIP PERMOX 1'11" PRIMED IMP TAPT 1/2" @ CENTER | 1 | EA | 4,009.79 | 4,009.79 | DI FLG PIPE | 09900_PG.425 |
| 1550 | 24 FLG 90 C110 PR IMP PERMOX | 1 | EA | 7,455.56 | 7,455.56 | DI FLG FTGS | 09900_PG.425 |
| 1560 | 24 FLGXFLG DI PIPE PERMOX 9'7" PRIMED IMP | 1 | EA | 8,925.00 | 8,925.00 | DI FLG PIPE | 09900_PG.425 |
| 1570 | **CLAMP ON FLOWMETER BY OTHERS** | | | | | | |
| 1580 | 24 FLG TEE C110 PERMOX | 1 | EA | 10,351.00 | 10,351.00 | DI FLG FTGS | 09900_PG.425 |
| 1590 | 24X2 TAPT BLIND FLG PERMOX | 1 | EA | 6,090.95 | 6,090.95 | DI FLG FTGS | 09900_PG.425 |
| 1600 | 2XCL BRASS NIPPLE NO LEAD (I) | 1 | EA | 19.02 | 19.02 | BRASS FTGS | |
| 1610 | 2 WATT LF3003 FIPT DIE UNION LEAD FREE 0009879 | 1 | EA | 316.46 | 316.46 | BRASS FTGS | |
| 1620 | 2XCL 316SS NIPPLE | 1 | EA | 10.09 | 10.09 | SST FTGS | |
| 1630 | V210FP-32 2 316SS BALL VLV FP FIPTXFIPT | 1 | EA | 138.72 | 138.72 | SST BALL VALVE | MC_UTILITES APP LIST |
| 1640 | 2 929 AIR RELEASE VALVE ONLY | 1 | EA | 1,147.06 | 1,147.06 | VALVE AIR | MC_UTILITES APP LIST |
| 1650 | 24 FLGXPE DI PIPE PERMOX 8' PRIMED IMP | 1 | EA | 6,434.79 | 6,434.79 | DI FLG PIPE | 09900_PG.425 |
| 1660 | 24X1/8 FLG ACC EPDM FF 316SS | 12 | EA | 667.63 | 8,011.56 | FLG BNG | |
| 1670 | 16 FLG ACC EPDM FF 316SS | 52 | EA | 311.32 | 16,188.64 | FLG BNG | |
| 1680 | | | | | | | |
| 1690 | **ARV/PI DRAIN PIPING** | | | | | | |
| 1700 | | | | | | | |
| 1710 | 2 S80 MALE ADPT BRASS MIPTXH 836-020BR | 5 | EA | 212.47 | 1,062.35 | SCH80 PVC | |
| 1730 | 2 PVC SCH80 PIPE SWB 20' | 140 | FT | 3.52 | 492.80 | SCH80 PVC | |
| 1740 | 2 PVC S80 90 HXH 806-020 | 14 | EA | 4.82 | 67.48 | SCH80 PVC | |
| 1750 | 2X1/2 PVC S80 TEE HXH 801-247 | 4 | EA | 11.60 | 46.40 | SCH80 PVC | |
| 1760 | 4X2 PVC S80 TEE HXH 801-420 | 5 | EA | 34.36 | 171.80 | SCH80 PVC | |
| 1770 | 4 PVC SCH80 PIPE SWB 20' | 40 | FT | 10.58 | 423.20 | SCH80 PVC | |
| 1780 | SPEARS P105X-040 4 CLEAN OUT ADAPTER SPIGXF PVC DWV W/PLUG | 1 | EA | 7.86 | 7.86 | CLEANOUT | |
| 1790 | 1/2X2 BRASS NIPPLE NO LEAD (I) | 8 | EA | 4.08 | 32.64 | BRASS FTGS | |
| 1800 | 1/2 BRASS TEE NO LEAD (I) | 4 | EA | 7.45 | 29.80 | BRASS FTGS | |
| 1810 | 1/2 WATT LF3003 FIPT DIE UNION NO LEAD 0009874 | 4 | EA | 47.76 | 191.04 | BRASS FTGS | |
| 1820 | 1/2XCL 316SS NIPPLE | 4 | EA | 2.08 | 8.32 | SST FTGS | |
| 1830 | MERIT V210FP-08 1/2IN T-316 SS BALL VALVE FULL PORT 2-PIECE 1000 WOG | 4 | EA | 29.96 | 119.84 | SST BALL VALVE | MC_UTILITES APP LIST |
| 1840 | 1/2X1/2 201 ASHCROFT DIAPHRAGM SEAL, 316SS W/ 1/4" FLUSH PORT | 4 | EA | 588.13 | 2,352.52 | PRESS GAUGE | 13310_PG.565 |
| 1860 | 4-1/2 1279AS PRESSURE GAUGE 0-200 PSI 1/2 LOWER CONNECTION | 4 | EA | 164.34 | 657.36 | PRESS GAUGE | 13310_PG.565 |
| 1870 | 1/2 S80 MALE ADPT BRASS MIPTXH 836-005BR | 4 | EA | 34.55 | 138.20 | SCH80 PVC | |
| 1890 | 1/2 PVC SCH80 PIPE PE 20' | 40 | FT | 0.85 | 34.00 | SCH80 PVC | |
| 1900 | | | | | | | |
| 1910 | **AEROBIC GRANULAR SLUDGE BASINS P/S M35.201-.503, I35.001-.003** | | | | | | |
| 1920 | | | | | | | |
| 1930 | **AG INFLUENT** | | | | | | |
| 1940 | | | | | | | |
| 1950 | **24X30 TEES IN PHASE A** | | | | | | |
| 1960 | | | | | | | |
| 1970 | 30 FLGXPE DI PIPE PERMOX 5'6" PRIMED IMP | 2 | EA | 6,589.14 | 13,178.28 | DI FLG PIPE | 09900_PG.425 |
| 1980 | 30 FLG(TAP)XWCXPE DI PIPE 5'6" IMP (WC 1'5" F/FLG) PRIMED TNEMEC N140 PERMOX | 1 | EA | 8,516.31 | 8,516.31 | DI FLG PIPE | 09900_PG.425 |
| 2020 | 1-1/4X9-1/4 STUD BOLT 316SS FLG STUD | 28 | EA | 27.38 | 766.64 | FLG BNG | 02640_PG.217 |
| 2030 | 30 FLG 90 C110 PR IMP PERMOX | 3 | EA | 11,755.95 | 35,267.85 | DI FLG FTGS | 09900_PG.425 |
| 2040 | **30"EMO PLUG VLVS BY AG BASIN** | | | | | | |
| 2050 | 30 FLGXPE DI PIPE PERMOX 3'11" PRIMED IMP | 3 | EA | 5,313.05 | 15,939.15 | DI FLG PIPE | 09900_PG.425 |
| 2060 | 36X30 FLG 90 C110 MP PERMOX | 3 | EA | 18,154.28 | 54,462.84 | DI FLG FTGS | 09900_PG.425 |

| | | | | | | | |
|---|---|---|---|---|---|---|---|
| 2070 | 36 FLG(TAP)XWCXFLG(TAP) 4'8" IMP<br>(WC 2'8" F/FLG)<br>PRIMED TNEMEC N140<br>PERMOX | 3 | EA | 14,845.66 | 44,536.98 | DI FLG PIPE | 09900_PG.425 |
| 2110 | 1-1/2X11-1/4 STUD BOLT 316SS | 192 | EA | 53.77 | 10,323.84 | FLG BNG | 02640_PG.217 |
| 2120 | 36 FLGXPE DI PIPE PERMOX 0'6" PRIMED IMP | 3 | EA | 3,857.61 | 11,572.83 | DI FLG PIPE | 09900_PG.425 |
| 2130 | 30X1/8 FLG ACC EPDM FF 316SS | 12 | EA | 1,099.94 | 13,199.28 | FLG BNG | |
| 2140 | 30 STAR 3030 DIP REST SB IMP STARBOND L/ACC<br>SGDPS30 | 3 | EA | 1,362.67 | 4,088.01 | MJ RESTRAINTS | MC_UTILITES APP LIST |
| 2150 | 30 MJ ACC SET L/GLAND EPDM GSKT COR BLUE<br>BOLTS IMP | 3 | EA | 515.72 | 1,547.16 | MJ RESTRAINTS | 02640_PG.217 |
| 2160 | 36X1/8 FLG ACC EPDM FF 316SS | 6 | EA | 1,751.83 | 10,510.98 | FLG BNG | |
| 2170 | | | | | | | |
| 2180 | **AG EFFLUENT** | | | | | | |
| 2190 | **NT: SECT SHT M35.303 NOT GIVEN. CONTRACTOR TO VERIFY AGE DOWNPIPE** | | | | | | |
| 2200 | | | | | | | |
| 2210 | 24 FLGXWCXPE DI PIPE 17'6" IMP<br>(WC 16'4" F/FLG)<br>PRIMED TNEMEC N140<br>PERMOX | 1 | EA | 13,311.96 | 13,311.96 | DI FLG PIPE | 09900_PG.425 |
| 2250 | 24 FLG 90 C110 PR IMP PERMOX | 2 | EA | 7,455.56 | 14,911.12 | DI FLG FTGS | 09900_PG.425 |
| 2260 | 24 FLGXFLG DI PIPE PERMOX 2' PRIMED IMP | 1 | EA | 3,711.96 | 3,711.96 | DI FLG PIPE | 09900_PG.425 |
| 2270 | 24 FLGXPE DI PIPE PERMOX 4'6" PRIMED IMP | 1 | EA | 4,154.35 | 4,154.35 | DI FLG PIPE | 09900_PG.425 |
| 2280 | 24X1/8 FLG ACC EPDM FF 316SS | 4 | EA | 667.63 | 2,670.52 | FLG BNG | |
| 2290 | | | | | | | |
| 2300 | **BASIN WAS TO SURGE TANK** | | | | | | |
| 2310 | | | | | | | |
| 2320 | 30 FLGXPE DI PIPE PERMOX 0'6" PRIMED IMP | 3 | EA | 2,759.79 | 8,279.37 | DI FLG PIPE | 09900_PG.425 |
| 2330 | 30 FLG 45 C110 P401 PERMOX | 6 | EA | 11,451.00 | 68,706.00 | DI FLG FTGS | 09900_PG.425 |
| 2340 | 30 FLGXFLG DI PIPE PERMOX 1' PRIMED IMP | 3 | EA | 4,577.18 | 13,731.54 | DI FLG PIPE | 09900_PG.425 |
| 2350 | 30 FLG(TAP)XWCXFLG(TAP) 4'7" IMP<br>(WC 2'1" F/FLG)<br>PRIMED TNEMEC N140<br>PERMOX | 1 | EA | 10,871.74 | 10,871.74 | DI FLG PIPE | 09900_PG.425 |
| 2390 | 1-1/4X9-1/4 STUD BOLT 316SS FLG STUD | 168 | EA | 25.77 | 4,329.36 | FLG BNG | 02640_PG.217 |
| 2400 | 24X30 FLG BULLHD TEE PERMOX | 3 | EA | 17,630.05 | 52,890.15 | DI FLG FTGS | 09900_PG.425 |
| 2410 | **24"EMO PLUG VLVS BY AG BASIN** | | | | | | |
| 2420 | 24 FLGXFLG DI PIPE PERMOX 1'7" PRIMED IMP | 3 | EA | 3,711.96 | 11,135.88 | DI FLG PIPE | 09900_PG.425 |
| 2430 | 24X20 FLG 90 C110 IMP PERMOX | 3 | EA | 7,335.17 | 22,005.51 | DI FLG FTGS | 09900_PG.425 |
| 2440 | 20 FLGXFLG DIP PERMOX 10'2" PRIMED IMP | 3 | EA | 7,402.18 | 22,206.54 | DI FLG PIPE | 09900_PG.425 |
| 2450 | 20 FLG TEE C110 PERMOX | 3 | EA | 6,764.39 | 20,293.17 | DI FLG FTGS | 09900_PG.425 |
| 2460 | 20 BLIND FLG DI PERMOX | 1 | EA | 3,938.62 | 3,938.62 | DI FLG FTGS | 09900_PG.425 |
| 2470 | 20 FLGXFLG DI PIPE 20' PERMOX | 8 | EA | 12,364.45 | 98,915.60 | DI FLG PIPE | 09900_PG.425 |
| 2480 | 20 FLGXFLG DI 15'6" PERMOX | 1 | EA | 10,232.23 | 10,232.23 | DI FLG PIPE | 09900_PG.425 |
| 2490 | 20 FLGXFLG DI 15'5" PERMOX | 1 | EA | 10,232.23 | 10,232.23 | DI FLG PIPE | 09900_PG.425 |
| 2500 | 20 FLGXFLG DI 11'2" PERMOX | 1 | EA | 8,100.00 | 8,100.00 | DI FLG PIPE | 09900_PG.425 |
| 2510 | 20 FLG 90 C110 PR IMP PERMOX | 1 | EA | 4,841.23 | 4,841.23 | DI FLG FTGS | 09900_PG.425 |
| 2520 | 20 FLG(TAP)XWCXFLG(TAP) 3'1" IMP<br>(WC 1'11")<br>PRIMED TNEMEC N140<br>PERMOX | 1 | EA | 4,514.45 | 4,514.45 | DI FLG PIPE | 09900_PG.425 |
| 2560 | 1-1/8X6-1/4 STUD BOLT 316SS | 20 | EA | 21.07 | 421.40 | FLG BNG | 02640_PG.217 |
| 2570 | 30X1/8 FLG ACC EPDM FF 316SS | 15 | EA | 1,099.94 | 16,499.10 | FLG BNG | |
| 2580 | 24X1/8 FLG ACC EPDM FF 316SS | 9 | EA | 667.63 | 6,008.67 | FLG BNG | |
| 2590 | 20X1/8 FLG ACC EPDM FF 316SS | 22 | EA | 591.83 | 13,020.26 | FLG BNG | |
| 2600 | | | | | | | |
| 2610 | **WATER LEVEL CORRECTION** | | | | | | |
| 2620 | | | | | | | |
| 2630 | **24"EMO PLUG VLVS BY AG BASIN** | | | | | | |
| 2640 | 24 FLGXFLG DI PIPE PERMOX 1'7" PRIMED IMP | 3 | EA | 3,711.96 | 11,135.88 | DI FLG PIPE | 09900_PG.425 |
| 2650 | 24X16 FLG 90 C110 IMP PERMOX | 3 | EA | 6,881.12 | 20,643.36 | DI FLG FTGS | 09900_PG.425 |
| 2660 | 16 FLGXFLG DI PIPE PERMOX 2' PRIMED IMP | 3 | EA | 2,214.45 | 6,643.35 | DI FLG PIPE | 09900_PG.425 |
| 2670 | 16 FLG TEE C110 PERMOX | 3 | EA | 4,967.61 | 14,902.83 | DI FLG FTGS | 09900_PG.425 |
| 2680 | 16 BLIND FLG DI PERMOX | 1 | EA | 2,105.28 | 2,105.28 | DI FLG FTGS | 09900_PG.425 |
| 2690 | 16 FLGXFLG DI PIPE 20' PERMOX | 5 | EA | 9,341.12 | 46,705.60 | DI FLG PIPE | 09900_PG.425 |
| 2700 | 16 FLGXFLG DI 16' PERMOX | 2 | EA | 7,916.67 | 15,833.34 | DI FLG PIPE | 09900_PG.425 |
| 2710 | 16 FLGXFLG DI 10'6" PERMOX | 1 | EA | 5,676.67 | 5,676.67 | DI FLG PIPE | 09900_PG.425 |
| 2720 | 16 FLG 90 C110 PR IMP PERMOX | 1 | EA | 3,052.50 | 3,052.50 | DI FLG FTGS | 09900_PG.425 |
| 2730 | 16 FLGXPE DI PIPE PERMOX 8' PRIMED IMP | 1 | EA | 3,968.89 | 3,968.89 | DI FLG PIPE | 09900_PG.425 |
| 2740 | 16 MJ 90 C153 PERMOX | 1 | EA | 2,277.00 | 2,277.00 | DI MJ FTGS | MC_UTILITES APP LIST |
| 2750 | 24X1/8 FLG ACC EPDM FF 316SS | 9 | EA | 667.63 | 6,008.67 | FLG BNG | |
| 2760 | 16 FLG ACC EPDM FF 316SS | 27 | EA | 311.32 | 8,405.64 | FLG BNG | |
| 2770 | | | | | | | |
| 2780 | **BASIN NPW** | | | | | | |
| 2790 | | | | | | | |
| 2800 | 2 PVC SCH80 PIPE SWB 20' | 700 | FT | 3.52 | 2,464.00 | SCH80 PVC | |
| 2810 | 2 PVC S80 90 HXH 806-020 | 10 | EA | 4.82 | 48.20 | SCH80 PVC | |
| 2820 | 2X2 PVC S80 TEE HXHXH 801-020 | 5 | EA | 17.16 | 85.80 | SCH80 PVC | |
| 2830 | 2X1-1/2 S80 REDUCER CPLG HXH | 7 | EA | 10.46 | 73.22 | SCH80 PVC | |
| 2840 | 1-1/2 PVC SCH80 PIPE SWB 20' | 20 | FT | 2.56 | 51.20 | SCH80 PVC | |
| 2850 | 1-1/2 PVC S80 MALE ADP 836-015 | 7 | EA | 9.16 | 64.12 | SCH80 PVC | |
| 2860 | 76F-107-01A 1-1/2 316SS BALL VLV FIPTXFIPT USA | 7 | EA | 203.60 | 1,425.20 | SST BALL VALVE | |
| 2870 | 1-1/2X36 GALV STL NIPPLE | 7 | EA | 56.03 | 392.21 | GALV FTGS | |

| | | | | | | | |
|---|---|---|---|---|---|---|---|
| 2880 | 1-1/2X1 GALV MI TEE | 7 | EA | 12.55 | 87.85 | GALV FTGS | |
| 2890 | 1X3 GALV STL NIPPLE | 7 | EA | 3.42 | 23.94 | GALV FTGS | |
| 2900 | 1 76F-105-01A SST BALL VALVE DOMESTIC | 7 | EA | 113.35 | 793.45 | SST BALL VALVE | |
| 2910 | 1 BRASS DBL MALE HEX NIPPLE<br>MIP X MALE NPSH DIXON DMH1010 | 7 | EA | 12.42 | 86.94 | BRASS FTGS | |
| 2930 | 1-1/2 THRD BRONZE NIBCO T-311Y<br>ANGLE VALVE W/HANDWHEEL | 7 | EA | 388.34 | 2,718.38 | MISC | |
| 2950 | 1-1/2X3 GALV STL NIPPLE | 14 | EA | 5.05 | 70.70 | GALV FTGS | |
| 2960 | 1-1/2 GALV MI 90 | 7 | EA | 7.59 | 53.13 | GALV FTGS | |
| 2970 | 1-1/2 BRASS MALE X HOSE BARB ADAPTER<br>DIXON BST20 | 7 | EA | 37.45 | 262.15 | BRASS FTGS | |
| 2990 | **NOTE: HOSE, RACK & NOZZLE BY OTHERS** | | | | | | |
| 3000 | | | | | | | |
| 3010 | **BASIN PUMP OUT DRAIN** | | | | | | |
| 3020 | | | | | | | |
| 3030 | JOSAM 32106 FLOOR DRAIN | 3 | EA | 192.42 | 577.26 | DRAIN | DET 8_M00.504 |
| 3040 | 6 PVC SCH80 PIPE SWB 20' | 60 | FT | 19.03 | 1,141.80 | SCH80 PVC | |
| 3050 | 6 PVC S80 90 HXH 806-060 | 9 | EA | 54.82 | 493.38 | SCH80 PVC | |
| 3060 | 6 PVC S80 VANSTONE FLG SPIGOT W/PVC RING 856-060 | 6 | EA | 42.16 | 252.96 | SCH80 PVC | |
| 3070 | 6 316SS HEX BOLT & NUT KIT (PVC)<br>L/GSKT W/8 3/4X4 B&N<br>W/ FLAT WASHERS | 6 | EA | 51.40 | 308.40 | FLG BNG | 02640_PG.217 |
| 3100 | 6 GA FIG B517 FLG PLUG VLV W/GEAR & HW 1-80-13000-505 | 3 | EA | 1,732.96 | 5,198.88 | VALVE PLUG | MC_UTILITES APP LIST |
| 3110 | DIXON 600-AL-SS 6" ADAPTER | 3 | EA | 492.79 | 1,478.37 | QUICK CONNECT | |
| 3120 | DIXON 6" DC 600-DC-SS DUST CAP | 3 | EA | 318.94 | 956.82 | QUICK CONNECT | |
| 3130 | 6X1/8 FLG ACC EPDM FF 316SS | 9 | EA | 72.07 | 648.63 | FLG BNG | |
| 3140 | | | | | | | |
| 3150 | **AGS WAS SURGE TANK PS P/S M37.201, .301, I37.001** | | | | | | |
| 3160 | **NT: PLANS SHOW 6" CONNECT @ PUMP. P&ID SHOW 8". CONTRACTOR TO VERIFY BEFORE ORDERING.** | | | | | | |
| 3170 | | | | | | | |
| 3180 | **INFLUENT** | | | | | | |
| 3190 | | | | | | | |
| 3200 | 12X8 FLG 90 C110 IMP PERMOX | 1 | EA | 2,113.95 | 2,113.95 | DI FLG FTGS | 09900_PG.425 |
| 3210 | 8 FLG(TAP)XWCXFLG(TAP) 2'1" IMP<br>(WC @ CENTER)<br>PRIMED TNEMEC N140<br>PERMOX | 1 | EA | 1,389.78 | 1,389.78 | DI FLG PIPE | DET 6_M00.504 |
| 3250 | 3/4X4 STUD BOLT 316SS | 16 | EA | 6.07 | 97.12 | FLG BNG | 02640_PG.217 |
| 3260 | 8 FLGXFLG DI PIPE PERMOX 5'4" PRIMED IMP | 1 | EA | 1,478.41 | 1,478.41 | DI FLG PIPE | 09900_PG.425 |
| 3270 | 8X6 FLG TEE C110 PERMOX | 1 | EA | 1,342.00 | 1,342.00 | DI FLG FTGS | 09900_PG.425 |
| 3280 | 8 FLGXFLG DI PIPE PERMOX 4'9" PRIMED IMP | 1 | EA | 1,386.37 | 1,386.37 | DI FLG PIPE | 09900_PG.425 |
| 3290 | 8X6 FLG 90 C110 PR IMP PERMOX | 1 | EA | 1,299.04 | 1,299.04 | DI FLG FTGS | 09900_PG.425 |
| 3300 | 6 FLGXFLG DI PIPE PERMOX 1'10" PRIMED IMP | 2 | EA | 602.28 | 1,204.56 | DI FLG PIPE | 09900_PG.425 |
| 3310 | 6 GA FIG B517 FLG PLUG VLV W/GEAR & HW 1-80-13000-505 | 2 | EA | 1,732.96 | 3,465.92 | VALVE PLUG | MC_UTILITES APP LIST |
| 3320 | 6 FLGXFLG DI PIPE PERMOX 11" PRIMED IMP | 2 | EA | 456.82 | 913.64 | DI FLG PIPE | 09900_PG.425 |
| 3330 | 8X1/8 FLG ACC EPDM FF 316SS | 5 | EA | 83.67 | 418.35 | FLG BNG | |
| 3340 | 6X1/8 FLG ACC EPDM FF 316SS | 8 | EA | 72.07 | 576.56 | FLG BNG | |
| 3350 | | | | | | | |
| 3360 | **EFFLUENT** | | | | | | |
| 3370 | | | | | | | |
| 3380 | 6 FLGXFLG DI PIPE PERMOX 1'7" PRIMED IMP | 2 | EA | 602.28 | 1,204.56 | DI FLG PIPE | 09900_PG.425 |
| 3390 | 6 FLG 90 C110 PR IMP PERMOX | 4 | EA | 746.06 | 2,984.24 | DI FLG FTGS | 09900_PG.425 |
| 3400 | 6 FLGXFLG DI PIPE PERMOX 1'2" PRIMED IMP | 2 | EA | 602.28 | 1,204.56 | DI FLG PIPE | 09900_PG.425 |
| 3410 | 6X4 FLG TEE C110 PERMOX | 2 | EA | 1,021.06 | 2,042.12 | DI FLG FTGS | 09900_PG.425 |
| 3420 | 4X2 TAPT BLIND FLG PERMOX | 2 | EA | 370.77 | 741.54 | DI FLG FTGS | 09900_PG.425 |
| 3430 | 2XCL BRASS NIPPLE NO LEAD (I) | 2 | EA | 19.02 | 38.04 | BRASS FTGS | |
| 3440 | 2 WATT LF3003 FIPT DIE UNION LEAD FREE 0009879 | 2 | EA | 316.46 | 632.92 | BRASS FTGS | |
| 3450 | 2XCL 316SS NIPPLE | 2 | EA | 10.09 | 20.18 | SST FTGS | |
| 3460 | V210FP-32 2 316SS BALL VLV FP FIPTXFIPT | 2 | EA | 138.72 | 277.44 | SST BALL VALVE | MC_UTILITES APP LIST |
| 3470 | 2 929 AIR RELEASE VALVE ONLY | 2 | EA | 1,147.06 | 2,294.12 | VALVE AIR | MC_UTILITES APP LIST |
| 3480 | 6 FLGXFLG DI PIPE PERMOX 11" PRIMED IMP<br>TAPT 1/2" @ CENTER | 2 | EA | 640.91 | 1,281.82 | DI FLG PIPE | 09900_PG.425 |
| 3500 | 6 FLG CHECK VALVE SWING<br>W/LIMIT SWITCH | 2 | EA | 3,183.92 | 6,367.84 | VALVE CHECK | 13310_PG.565 |
| 3520 | 6 GA FIG B517 FLG PLUG VLV W/GEAR & HW 1-80-13000-505 | 2 | EA | 1,732.96 | 3,465.92 | VALVE PLUG | MC_UTILITES APP LIST |
| 3530 | 6 FLGXFLG DI PIPE PERMOX 1'4" PRIMED IMP | 2 | EA | 529.55 | 1,059.10 | DI FLG PIPE | 09900_PG.425 |
| 3540 | 6 FLG TEE C110 PERMOX | 2 | EA | 949.89 | 1,899.78 | DI FLG FTGS | 09900_PG.425 |
| 3550 | 6X2 TAPT BLIND FLG PERMOX | 2 | EA | 502.12 | 1,004.24 | DI FLG FTGS | 09900_PG.425 |
| 3560 | 2X1/2 BRASS BUSHING NL (I) NO LEAD | 2 | EA | 27.43 | 54.86 | BRASS FTGS | |
| 3570 | 1/2X2 BRASS NIPPLE NO LEAD (I) | 2 | EA | 4.08 | 8.16 | BRASS FTGS | |
| 3580 | 1/2 WATT LF3003 FIPT DIE UNION NO LEAD 0009874 | 2 | EA | 47.76 | 95.52 | BRASS FTGS | |
| 3590 | 1/2 MIPXFIP ASHCROFT V02 316SS GAUGE VALVE | 2 | EA | 312.90 | 625.80 | PRESS GAUGE | |
| 3600 | 6 FLGXFLG DI PIPE PERMOX 2'4" PRIMED IMP | 2 | EA | 673.87 | 1,347.74 | DI FLG PIPE | 09900_PG.425 |
| 3610 | 8X6 FLG 90 C110 PR IMP PERMOX | 1 | EA | 1,082.53 | 1,082.53 | DI FLG FTGS | 09900_PG.425 |
| 3620 | 8X6 FLG TEE C110 PERMOX | 1 | EA | 1,342.00 | 1,342.00 | DI FLG FTGS | 09900_PG.425 |
| 3630 | 8 FLGXFLG DI PIPE PERMOX 4'10" PRIMED IMP | 1 | EA | 1,386.37 | 1,386.37 | DI FLG PIPE | 09900_PG.425 |

| | | | | | | | |
|---|---|---|---|---|---|---|---|
| 3640 | 8 FLGXFLG DI PIPE PERMOX 8' PRIMED IMP | 1 | EA | 1,939.78 | 1,939.78 | DI FLG PIPE | 09900_PG.425 |
| 3650 | **CLAMP ON FLOWMETER BY OTHERS** | | | | | | |
| 3660 | 8 FLG 90 C110 PR IMP PERMOX | 1 | EA | 1,129.12 | 1,129.12 | DI FLG FTGS | 09900_PG.425 |
| 3670 | 8 FLGXPE DI PIPE PERMOX 6' PRIMED IMP | 1 | EA | 1,570.46 | 1,570.46 | DI FLG PIPE | 09900_PG.425 |
| 3680 | 8X1/8 FLG ACC EPDM FF 316SS | 5 | EA | 83.67 | 418.35 | FLG BNG | |
| 3690 | 6X1/8 FLG ACC EPDM FF 316SS | 26 | EA | 72.07 | 1,873.82 | FLG BNG | |
| 3700 | **PAGE BREAK** | | | | | | |
| 3710 | **ARV/PI DRAIN PIPING** | | | | | | |
| 3720 | | | | | | | |
| 3730 | 2 S80 MALE ADPT BRASS MIPTXH 836-020BR | 2 | EA | 212.47 | 424.94 | SCH80 PVC | |
| 3750 | 2 PVC SCH80 PIPE SWB 20' | 40 | FT | 3.52 | 140.80 | SCH80 PVC | |
| 3760 | 2 PVC S80 90 HXH 806-020 | 5 | EA | 4.82 | 24.10 | SCH80 PVC | |
| 3770 | 2X2 PVC S80 TEE HXHXH 801-020 | 2 | EA | 17.16 | 34.32 | SCH80 PVC | |
| 3780 | 2X1/2 PVC SCH80 RED CPLG HXH 829-247 | 2 | EA | 10.46 | 20.92 | SCH80 PVC | |
| 3800 | 4X2 PVC S80 TEE HXH 801-420 | 1 | EA | 34.36 | 34.36 | SCH80 PVC | |
| 3810 | 4X2 PVC S80 RED HXH 829-420 | 1 | EA | 48.93 | 48.93 | SCH80 PVC | |
| 3820 | 4 PVC SCH80 PIPE SWB 20' | 40 | FT | 10.58 | 423.20 | SCH80 PVC | |
| 3830 | 1/2X2 BRASS NIPPLE NO LEAD (I) | 4 | EA | 4.08 | 16.32 | BRASS FTGS | |
| 3840 | 1/2 BRASS TEE NO LEAD (I) | 2 | EA | 7.45 | 14.90 | BRASS FTGS | |
| 3850 | 1/2 WATT LF3003 FIPT DIE UNION NO LEAD 0009874 | 2 | EA | 47.76 | 95.52 | BRASS FTGS | |
| 3860 | 1/2XCL 316SS NIPPLE | 2 | EA | 2.08 | 4.16 | SST FTGS | |
| 3870 | MERIT V210FP-08 1/2IN T-316 SS BALL VALVE FULL PORT 2-PIECE 1000 WOG | 2 | EA | 29.96 | 59.92 | SST BALL VALVE | MC_UTILITES APP LIST |
| 3880 | 1/2X1/2 201 ASHCROFT DIAPHRAGM SEAL, 316SS W/ 1/4" FLUSH PORT | 2 | EA | 588.13 | 1,176.26 | PRESS GAUGE | 13310_PG.565 |
| 3900 | 4-1/2 1279AS PRESSURE GAUGE 0-200 PSI 1/2 LOWER CONNECTION | 2 | EA | 164.34 | 328.68 | PRESS GAUGE | 13310_PG.565 |
| 3910 | 1/2 S80 MALE ADPT BRASS MIPTXH 836-005BR | 2 | EA | 34.55 | 69.10 | SCH80 PVC | |
| 3930 | 1/2 PVC SCH80 PIPE PE 20' | 20 | FT | 0.85 | 17.00 | SCH80 PVC | |
| 3940 | 1/2 PVC S80 90 HXH 806-005 | 2 | EA | 1.35 | 2.70 | SCH80 PVC | |
| 3950 | | | | | | | |
| 3960 | | | | | | | |
| 3970 | **PRICING VALID FOR 180 DAYS** | | | | | | |
| **Sub Total** | | | | | **1,942,710.22** | | |
| Freight | | | | | | | |
| Delivery | | | | | | | |
| Backcharge | | | | | | | |
| Restock | | | | | | | |
| Other | | | | | | | |
| **Lump Sum Disc.** | | | | | | | |
| **Tax** | | | | | 116,612.61 | | |
| **Total** | | | | | **2,059,322.83** | | |

### Bid Notes

*NO DOMESTIC REQUIREMENTS FOUND *P/ 11421_1.01-2 AGS supplier is solely responsible for providing a complete blower system

**UNLESS OTHERWISE SPECIFIED HEREIN, PRICES QUOTED ARE VALID IF ACCEPTED BY CUSTOMER AND PRODUCTS ARE RELEASED BY CUSTOMER FOR MANUFACTURE WITHIN THIRTY (30) CALENDAR DAYS FROM THE DATE OF THIS QUOTATION. CORE & MAIN LP RESERVES THE RIGHT TO INCREASE PRICES TO ADDRESS FACTORS, INCLUDING BUT NOT LIMITED TO, GOVERNMENT REGULATIONS, TARIFFS, TRANSPORTATION, FUEL AND RAW MATERIAL COSTS. DELIVERY WILL COMMENCE BASED UPON MANUFACTURER LEAD TIMES. ANY MATERIAL DELIVERIES DELAYED BEYOND MANUFACTURER LEAD TIMES MAY BE SUBJECT TO PRICE INCREASES AND/OR APPLICABLE STORAGE FEES. THIS BID PROPOSAL IS CONTINGENT UPON BUYER'S ACCEPTANCE OF SELLER'S TERMS AND CONDITIONS OF SALE, AS MODIFIED FROM TIME TO TIME,**
https://coreandmain.com/terms-of-sale/

**THIS BID MAY INCLUDE GLOBALLY SOURCED (IMPORTED) MATERIALS THAT ARE SUBJECT TO CHANGING TARIFFS. PRICES ARE SUBJECT TO CHANGE DUE TO POTENTIAL ADDITIONAL TARIFFS IMPOSED BY THE U.S. GOVERNMENT. IF IMPOSED, PRICES WILL INCREASE BY THE SAME PERCENTAGE AND WILL BE EFFECTIVE ON THE DATE THAT THE NEW TARIFFS ARE IMPLEMENTED. THESE ITEMS SHOULD BE PURCHASED WITH HASTE TO AVOID ANY ADDITIONAL RISING TARIFF COSTS.**

| System/Location | Addenda | Description | Qty | UOM | Unit Cost | Amount | Item Notes | Tag |
|---|---|---|---|---|---|---|---|---|
| **00.5" DR** | | | | | | **81** | | |
| **AGS INFLUENT PS** | | | | | | **81** | | |
| | | 1/2" X 20' IPS SCH80 PE GRAY PVC PIPE | 40 | FT | 1.13 | 45 | | |
| | | 1/2" PVC SCH 80 SLIP X MIP ADPT | 4 | EA | 3.25 | 13 | | |
| | | 1/2" PVC SCH 80 SLIP UNION W/ EPDM O-RING | 4 | EA | 5.61 | 22 | | |
| **01" DR** | | | | | | **254** | | |
| **WAS SURGE TANK PS** | | | | | | **254** | | |
| | | 1" X 20' IPS SCH80 PE GRAY PVC PIPE | 20 | FT | 2.24 | 45 | | |
| | | 1" PVC SCH 80 SLIP 90 ELL | 4 | EA | 3.16 | 13 | | |
| | | 1" PVC SCH 80 SLIP X MIP ADPT | 2 | EA | 6.20 | 12 | | |
| | | 1" SCH 80 PVC BALL VALVE TRU-UNION W/ SOLVENT WELD ENDS & LEVER OP / EPDM SEALS | 2 | EA | 92.18 | 184 | | |
| **01" NPW** | | | | | | **20,355** | | |
| **AGS BASINS** | | | | | | **20,355** | | |
| | | 1" STAINLESS STEEL ADAPTER (MALE QC) X MALE NPT QUICK DISCONNECTS | 7 | EA | 37.54 | 263 | | |
| | | 1" BRASS ADAPTER (MALE QC) X MALE NPT QUICK DISCONNECTS (DWG. M00.505/5) | 7 | EA | 48.60 | 340 | | |
| | | 1" X 4" DIELECTRIC THREADED NIPPLE | 14 | EA | 24.90 | 349 | | |
| | | 1" SCH40S 316L SSTL PIPE PE | 60 | FT | 9.00 | 540 | | |
| | | 1" 316 SSTL 150# THREADED 90 ELL | 21 | EA | 6.50 | 137 | | |
| | | 1" 316 SSTL 150# THREADED UNION | 7 | EA | 16.81 | 118 | | |
| | | 1/2" TO 1 1/4" SSTL CLAMPS SSTL CLAMP STAINLESS STEEL WORM CLAMP (DWG. M00.505/2) | 14 | EA | 18.75 | 263 | | |
| | | 1" THREADED BRONZE RISING STEM ANGLE VALVE W/ HANDWHEEL (DWG. M00.505/2) | 7 | EA | 709.38 | 4,966 | | |
| | | 1" 2 PIECE THREADED BRASS BALL VALVE W/ LEVER OP (DWG. M00.505/5) | 7 | EA | 38.85 | 272 | | |
| | | 1" 2 PIECE THREADED 316 STAINLESS BALL VALVE W/ LEVER OP | 7 | EA | 96.40 | 675 | | |
| | | RAIL MOUNT HOSE RACK - 316 STAINLESS STEEL 50' HOSE CAPACITY (SIMILAR TO DWG. M00.505/2) | 7 | EA | 1,218.75 | 8,531 | | |
| | | 1" X 25' EPDM WASHDOWN HOSE (DWG. M00.505/2) | 7 | EA | 315.56 | 2,209 | | |
| | | 1" MPT X BRASS STRAIGHT SMOOTH BORE FIRE NOZZLE (DWG. M00.505/5) | 7 | EA | 242.06 | 1,694 | | |
| **02" DR** | | | | | | **1,787** | | |
| **AGS INFLUENT PS** | | | | | | **1,251** | | |
| | | 2" FLG ACC PKS - 316 B8M SSTL HEAVY HEX - CL 125/150 FLANGE W/ SBR GASKET (PVC80 X DI) | 1 | EA | 41.19 | 41 | | |
| | | 2" X 20' IPS SCH80 PE GRAY PVC PIPE | 140 | FT | 4.83 | 676 | | |
| | | 2" PVC SCH 80 SLIP 90 ELL | 25 | EA | 5.48 | 137 | | |
| | | 2" PVC SCH 80 SLIP X MIP ADPT | 10 | EA | 15.06 | 151 | | |
| | | 2" PVC SCH 80 SLIP X FIP UNION W/ EPDM O-RING | 5 | EA | 46.39 | 232 | | |
| | | 2" PVC SCH 80 SOC VAN STONE FLG W/ PVC RING | 1 | EA | 14.01 | 14 | | |
| **WAS SURGE TANK PS** | | | | | | **536** | | |
| | | 2" X 20' IPS SCH80 PE GRAY PVC PIPE | 60 | FT | 4.83 | 290 | | |
| | | 2" PVC SCH 80 SLIP 90 ELL | 7 | EA | 5.48 | 38 | | |
| | | 2" PVC SCH 80 SLIP TEE | 2 | EA | 19.51 | 39 | | |
| | | 2" X 1" PVC SCH 80 SLIP RED COUP | 2 | EA | 11.89 | 24 | | |
| | | 2" PVC SCH 80 SLIP X MIP ADPT | 4 | EA | 15.06 | 60 | | |
| | | 2" SCH 80 PVC BALL VALVE TRU-UNION W/ SOLVENT WELD ENDS & LEVER OP / EPDM SEALS | 2 | EA | 42.27 | 85 | | |
| **02" NPW** | | | | | | **18,479** | | |
| **YARD PIPING PLAN 3** | | | | | | **2,850** | | |
| | | 2" SCH40S 316L SSTL PIPE PE | 140 | FT | 18.85 | 2,639 | | |
| | | 2" 316 SSTL 150# THREADED 90 ELL | 4 | EA | 18.23 | 73 | | |
| | | 2" 316 SSTL 150# THREADED COUPLING | 7 | EA | 19.66 | 138 | | |
| **YARD PIPING PLAN 4** | | | | | | **5,664** | | |
| | | 2" X 4" DIELECTRIC THREADED NIPPLE | 6 | EA | 49.92 | 300 | | |
| | | 2" SCH40S 316L SSTL PIPE PE | 120 | FT | 18.85 | 2,262 | | |
| | | 2" 316 SSTL 150# THREADED 90 ELL | 6 | EA | 18.23 | 109 | | |
| | | 2" 316 SSTL 150# THREADED COUPLING | 9 | EA | 19.66 | 177 | | |
| | | 2" FIP X FIP BALL TYPE CURB STOP-TOP W/ TEE-HEAD | 3 | EA | 376.14 | 1,128 | | |
| | | 60-84" ADJUSTABLE 2-1/2" SHAFT - SCREW TYPE 2 PC CURB BOX COMPLETE W/ LID | 3 | EA | 562.50 | 1,688 | | |
| **AGS BASINS** | | | | | | **9,965** | | |
| | | 2" X 4" DIELECTRIC THREADED NIPPLE | 1 | EA | 49.93 | 50 | | |
| | | 2" SCH40S 316L SSTL PIPE PE | 500 | FT | 18.85 | 9,425 | | |
| | | 2" 316 SSTL 150# THREADED 90 ELL | 17 | EA | 18.22 | 310 | | |
| | | 2" X 1" 316 SSTL 150# THREADED COUPLING | 3 | EA | 20.48 | 61 | | |
| | | 2" 316 SSTL 150# THREADED UNION | 1 | EA | 39.35 | 39 | | |
| | | 2" 316 SSTL 150# THREADED TEE | 3 | EA | 26.62 | 80 | | |
| **04" ALP** | | | | | | **1,617** | | *** |
| **AGS BASINS** | | | | | | **1,617** | | *** |
| | | 4" FLG ACC PKS - 316 B8M SSTL HEAVY HEX - CL 125/150 FLANGE W/ EPDM GASKET (SST X EQPT) | 3 | EA | 102.63 | 308 | | |
| | | 4" LUG BOLT SET CL 125/150 FLG-316 B8M SSTL-CAP BOLTS NO NUTS (NO-GASKET) (SST X SST-LUG-BFV) | 18 | EA | 72.74 | 1,309 | | |
| | | 4" LUG PATTERN (CL 150) 316 SSTL HIGH PERFORMANCE BUTTERFLY VALVE W/ GEAR OPERATOR W/ HANDWHEEL (BY OTHERS) | 3 | EA | - | - | | *** |
| | | 4" LUG PATTERN (CL 150) 316 SSTL HIGH PERFORMANCE BUTTERFLY VALVE W/ EMO/ OPEN-CLOSE (BY OTHERS) | 6 | EA | - | - | | *** |
| **04" DR** | | | | | | **24,333** | | |
| **YARD PIPING PLAN 1** | | | | | | **22,390** | | |
| | | 4" C153 FOR PVC PIPE MJ BIT COATED / PERMOX LINED DI 45 ELL | 7 | EA | 319.09 | 2,234 | | |
| | | 4" C153 FOR PVC PIPE MJ BIT COATED / PERMOX LINED DI WYE | 9 | EA | 587.54 | 5,288 | | |
| | | 4" C153 FOR PVC PIPE MJ BIT COATED / PERMOX LINED DI PLUG | 8 | EA | 240.17 | 1,921 | | |

Report by SYSTEM

| | | | | | | | |
|---|---|---|---|---|---|---|---|
| | | 4" C153 FOR PVC PIPE MJ BIT COATED / PERMOX LINED DI LONG SLEEVE | 1 | EA | 319.09 | 319 | |
| | | 4" X 2" C153 FOR PVC PIPE MJ BIT COATED / PERMOX LINED DI TAPT CAP | 1 | EA | 312.91 | 313 | |
| | | 4" X 2" C153 FOR PVC PIPE MJ BIT COATED / PERMOX LINED DI TAPT TEE | 5 | EA | 636.36 | 3,182 | |
| | | 4" MJ GLAND PACKS-C153 COR BLUE B&N'S W/ SBR GASKET | 8 | EA | 196.34 | 1,571 | |
| | | 4" WEDGE FITTING RESTRAINT MJ GLAND PACK-SBR GASKET-COR-BLUE B&N'S-FOR DI PIPE | 1 | EA | 66.50 | 67 | |
| | | 4" WEDGE FITTING RESTRAINT MJ GLAND PACK-SBR GASKET-COR-BLUE B&N'S-FOR CI OD PVC PIPE | 37 | EA | 73.50 | 2,720 | |
| | | 8" X 1'6" PE X WC X PE 316 SSTL WALL SLEEVES | 1 | EA | 812.50 | 813 | |
| | | 4" MODEL S-316 MODULAR SEAL FOR DI/CI OD PVC/DIPS HDPE FOR STEEL WALL SLEEVE (QUOTED PER LINK-REQUIRES 7 EA-LS-410S LINKS PER SEAL) | 14 | EA | 16.03 | 224 | |
| | | 4" DR18/ PR235 C900 BJ GSKT PVC PIPE-GREEN | 300 | FT | 5.80 | 1,740 | |
| | | CI CLEANOUT BOX & FRAME W/ LID | 4 | EA | 500.00 | 2,000 | |
| **AGS INFLUENT PS** | | | | | | **1,943** | |
| | | 4" X 4'6" DI SPOOL PIECE PERMOX LINED W/ 125# FLG X PE | 1 | EA | 787.95 | 788 | |
| | | 4" X 2" C110 FLG PRIME COATED / PERMOX LINED DI TEE | 1 | EA | 710.91 | 711 | |
| | | 4" C110 BLIND FLG PRIME COATED / PERMOX LINED DI BLIND FLG | 1 | EA | 328.02 | 328 | |
| | | 4" FLG ACC PKS - 316 B8M SSTL HEAVY HEX - CL 125/150 FLANGE W/ SBR GASKET (DI X DI) | 2 | EA | 58.10 | 116 | |
| **04" NPW** | *** | | | | | **28,652** | *** |
| **YARD PIPING PLAN 2** | *** | | | | | **7,108** | *** |
| | | 4" PC350 DUCTILE IRON PIPE PUSH JNT CEMENT LINED-BITUMINOUS COATED | 40 | FT | 60.63 | 2,425 | |
| | | 4" REST JNT GASKETS EPDM | 2 | EA | 156.12 | 312 | |
| | | 4" C153 MJ BIT COATED / CEMENT LINED DI 90 ELL | 1 | EA | 112.50 | 113 | |
| | ADI | 4" C153 MJ BIT COATED / CEMENT LINED DI 45 ELL | 4 | EA | 93.75 | 375 | |
| | ADI | 4" WEDGE FITTING RESTRAINT MJ GLAND PACK-EPDM GASKETS-COR-BLUE B&N'S-FOR DI PIPE | 13 | EA | 116.50 | 1,515 | |
| | | 6" DR18/ PR235 C900 BJ GSKT PVC PIPE-BLUE | 20 | FT | 11.79 | 236 | RISER PIPE FOR VALVE BOX PER C00.506/UW2 |
| | | 4" C515 MECH JT NRS GATE VALVE LESS ACC W/ 2" OP NUT (NO GEAR) | 1 | EA | 908.58 | 909 | |
| | | 19-22" HEAVY DUTY 5-1/4" SHAFT - SCREW TYPE 2 PC VALVE BOX COMPLETE W/ LID (DWG. C00.506/UW-2) | 1 | EA | 437.50 | 438 | |
| | | 3'0" 316 SSTL PIPE EXTENSION STEM-SOCKET X NUT W/CENTERING COLLAR | 1 | EA | 786.94 | 787 | |
| **YARD PIPING PLAN 4** | *** | | | | | **18,699** | *** |
| | | 4" PC350 DUCTILE IRON PIPE PUSH JNT CEMENT LINED-BITUMINOUS COATED | 180 | FT | 60.63 | 10,913 | |
| | | 4" REST JNT GASKETS EPDM | 9 | EA | 156.11 | 1,405 | |
| | ADI | 4" C153 MJ BIT COATED / CEMENT LINED DI 45 ELL | 8 | EA | 93.75 | 750 | |
| | | 4" X 2" C153 MJ BIT COATED / CEMENT LINED DI TAPT CAP | 1 | EA | 87.75 | 88 | |
| | | 4" X 2" C153 MJ BIT COATED / CEMENT LINED DI TAPT TEE | 2 | EA | 189.00 | 378 | |
| | ADI | 4" WEDGE FITTING RESTRAINT MJ GLAND PACK-EPDM GASKETS-COR-BLUE B&N'S-FOR DI PIPE | 24 | EA | 116.50 | 2,796 | |
| | | 6" DR18/ PR235 C900 BJ GSKT PVC PIPE-BLUE | 20 | FT | 11.79 | 236 | RISER PIPE FOR VALVE BOX PER C00.506/UW2 |
| | | 4" C515 MECH JT NRS GATE VALVE LESS ACC W/ 2" OP NUT (NO GEAR) | 1 | EA | 908.57 | 909 | |
| | | 19-22" HEAVY DUTY 5-1/4" SHAFT - SCREW TYPE 2 PC VALVE BOX COMPLETE W/ LID (DWG. C00.506/UW-2) | 1 | EA | 437.50 | 438 | |
| | | 3'0" 316 SSTL PIPE EXTENSION STEM-SOCKET X NUT W/CENTERING COLLAR | 1 | EA | 786.93 | 787 | |
| **YARD PIPING PLAN 5** | **ADD1** | | | | | **2,064** | |
| | ADI | 4" PC350 DUCTILE IRON PIPE PUSH JNT CEMENT LINED-BITUMINOUS COATED | 20 | FT | 60.63 | 1,213 | |
| | ADI | 4" REST JNT GASKETS EPDM | 1 | EA | 156.11 | 156 | |
| | ADI | 4" C153 MJ BIT COATED / CEMENT LINED DI 90 ELL | 1 | EA | 112.50 | 113 | |
| | ADI | 4" WEDGE FITTING RESTRAINT MJ GLAND PACK-EPDM GASKETS-COR-BLUE B&N'S-FOR DI PIPE | 5 | EA | 116.50 | 583 | |
| **AGS BASINS** | | | | | | **781** | |
| | | 4" X 5'0" DI SPOOL PIECE CEMENT LINED W/ 125# FLG X PE | 1 | EA | 539.46 | 539 | |
| | | 4" C110 BLIND FLG PRIME COATED / CEMENT LINED DI BLIND FLG W-2" IP TAP | 1 | EA | 138.75 | 139 | |
| | | 4" FLG ACC PKS - 316 B8M SSTL HEAVY HEX - CL 125/150 FLANGE W/ EPDM GASKET (DI X DI) | 1 | EA | 102.62 | 103 | |
| **06" DR** | | | | | | **59,995** | *** |
| **AGS BASINS** | | | | | | **59,995** | *** |
| | | 6" PC350 DUCTILE IRON PIPE PUSH JNT PERMOX LINED-BITUMINOUS COATED | 260 | FT | 61.99 | 16,117 | |
| | | 6" REST JNT GASKETS SBR | 13 | EA | 129.49 | 1,683 | |
| | | 6" C153 MJ BIT COATED / PERMOX LINED DI 90 ELL | 6 | EA | 537.30 | 3,224 | |
| | | 6" WEDGE FITTING RESTRAINT MJ GLAND PACK-SBR GASKET-COR-BLUE B&N'S-FOR DI PIPE | 12 | EA | 85.00 | 1,020 | |
| | | 6" X 2'0" DI SPOOL PIECE PERMOX LINED W/ 125# FLG X FLG | 3 | EA | 724.86 | 2,175 | |
| | | 6" X 7'0" DI SPOOL PIECE PERMOX LINED W/ 125# FLG X PE | 3 | EA | 1,404.66 | 4,214 | |
| | | 6" C110 FLG PRIME COATED / PERMOX LINED DI 90 ELL | 3 | EA | 735.61 | 2,207 | |
| | | 6" X 5'0" FLG X WC X PE TAPPED FOR STUDS WALL PIPE PERMOX LINED (DWG. M00.504/7) | 3 | EA | 1,485.77 | 4,457 | |
| | | 6" FLG ACC PKS - 316 B8M SSTL HEAVY HEX - CL 125/150 FLANGE W/ SBR GASKET (DI X DI) | 6 | EA | 86.00 | 516 | |
| | | 6" FLG ACC PKS - 316 B8M SSTL HEAVY HEX - CL 125/150 FLANGE W/ SBR GASKET (DI X PV) | 3 | EA | 86.00 | 258 | |
| | | 6" STUD KIT CL 125/150 FLG-316 SSTL W/ SBR GASKET (MV X DIWP) (SUBMERGED) | 3 | EA | 166.09 | 498 | |
| | | 6" FLANGE ISOLATION KIT W/ 150# 316 B8M SSTL HEAVY HEX BN&G'S & TYPE "E" FULL FACED NEOPRENE GSKT-DBL WASHER - MYLAR SLEEVES (PV X SST-CAMLOCK) | 3 | EA | 294.38 | 883 | |
| | | 6" STAINLESS STEEL ADAPTER (MALE QC) X 150# ANSI FLANGE QUICK DISCONNECTS | 3 | EA | 466.86 | 1,401 | |

| | | | | | | | |
|---|---|---|---|---|---|---|---|
| | | 6" 316 SSTL BODY MUD VALVES NON RISING STEM FLANGED END ON VALVE ASSEMBLY W/25'0" EXT STEM, STEM GUIDES & OPERATOR | 3 | EA | 5,395.00 | 16,185 | |
| | | 6" 125LB FLG IRON BODY PLUG VALVE 100% PORT W/ GEAR OPERATOR/ HANDWHEEL | 3 | EA | 1,718.75 | 5,156 | *** |
| **06" LC** | | | | | | **5,237** | |
| **YARD PIPING PLAN 3** | | | | | | **5,237** | |
| | | 6" C153 FOR PVC PIPE MJ BIT COATED / PERMOX LINED DI 90 ELL | 3 | EA | 537.30 | 1,612 | |
| | | 6" WEDGE FITTING RESTRAINT MJ GLAND PACK-SBR GASKET-COR-BLUE B&N'S-FOR CI OD PVC PIPE | 8 | EA | 95.00 | 760 | |
| | | 6" SERRATED RESTRAINT HARNESS W\304 SSTL B&N'S-FOR CIOD PVC PIPE | 7 | EA | 173.50 | 1,215 | |
| | | 6" DR18/ PR235 C900 BJ GSKT PVC PIPE-GREEN | 140 | FT | 11.79 | 1,651 | |
| **06" NPW** | **ADD1** | | | | | **6,560** | |
| **YARD PIPING PLAN 5** | **ADD1** | | | | | **6,560** | |
| | ADD | DRY BARREL FIRE HYDRANT 5 1/4" VO 2 WAY W/ 6" MJ INLET 5'0" BURY (C00.506/UW-5) | 1 | EA | 4,116.85 | 4,117 | |
| | ADD | 6" C515 MECH JT NRS GATE VALVE LESS ACC W/ 2" OP NUT (NO GEAR) | 1 | EA | 1,218.28 | 1,218 | |
| | ADD | 19-22" HEAVY DUTY 5-1/4" SHAFT - SCREW TYPE 2 PC VALVE BOX COMPLETE W/ LID (DWG. C00.506/UW-2) | 1 | EA | 437.50 | 438 | |
| | ADD | 3'0" 316 SSTL PIPE EXTENSION STEM-SOCKET X NUT W/CENTERING COLLAR | 1 | EA | 786.94 | 787 | |
| **06" WAS** | | | | | | **34,212** | *** |
| **WAS SURGE TANK PS** | | | | | | **34,212** | *** |
| | | 6" X 1'0" DI SPOOL PIECE PERMOX LINED W/ 125# FLG X FLG | 2 | EA | 549.76 | 1,100 | |
| | | 6" X 1'0" DI SPOOL PIECE PERMOX LINED W/ 125# FLG X FLG W/(1) 1/2" FPT TAP & (1) 1" FPT TAP | 2 | EA | 995.24 | 1,990 | |
| | | 6" X 1'6" DI SPOOL PIECE PERMOX LINED W/ 125# FLG X FLG | 6 | EA | 637.31 | 3,824 | |
| | | 6" X 2'0" DI SPOOL PIECE PERMOX LINED W/ 125# FLG X FLG | 2 | EA | 724.86 | 1,450 | |
| | | 6" X 2'6" DI SPOOL PIECE PERMOX LINED W/ 125# FLG X FLG | 2 | EA | 812.42 | 1,625 | |
| | | 6" C110 FLG PRIME COATED / PERMOX LINED DI 90 ELL | 4 | EA | 735.61 | 2,942 | |
| | | 6" C110 FLG PRIME COATED / PERMOX LINED DI TEE | 2 | EA | 936.67 | 1,873 | |
| | | 6" X 2" C110 FLG PRIME COATED / PERMOX LINED DI TEE | 2 | EA | 990.89 | 1,982 | |
| | | 6" C110 BLIND FLG PRIME COATED / PERMOX LINED DI BLIND FLG W-2" IP TAP | 2 | EA | 532.49 | 1,065 | |
| | | 6" FLG ACC PKS - 316 B8M SSTL HEAVY HEX - CL 125/150 FLANGE W/ SBR GASKET (DI X CV) | 2 | EA | 86.00 | 172 | |
| | | 6" FLG ACC PKS - 316 B8M SSTL HEAVY HEX - CL 125/150 FLANGE W/ SBR GASKET (DI X DI) | 20 | EA | 86.00 | 1,720 | |
| | | 6" FLG ACC PKS - 316 B8M SSTL HEAVY HEX - CL 125/150 FLANGE W/ SBR GASKET (DI X EQPT) | 4 | EA | 86.00 | 344 | |
| | | 6" FLG ACC PKS - 316 B8M SSTL HEAVY HEX - CL 125/150 FLANGE W/ SBR GASKET (DI X PV) | 6 | EA | 86.00 | 516 | |
| | | 6" FLG ACC PKS - 316 B8M SSTL HEAVY HEX - CL 125/150 FLANGE W/ SBR GASKET (PV X CV) | 2 | EA | 86.00 | 172 | |
| | | 6" 125LB FLG IRON BODY PLUG VALVE 100% PORT W/ GEAR OPERATOR/ HANDWHEEL | 2 | EA | 1,718.75 | 3,438 | *** |
| | | 6" 125LB FLG IRON BODY PLUG VALVE 100% PORT W/ GEAR OPERATOR/ CHAIN WHEEL (6'0" CL-AFF) | 2 | EA | 2,375.00 | 4,750 | *** |
| | | 6" 125/150LB FLG IRONBODY AWWA SWING CHECK VALVE W/ OL & W-NO LIMIT SWITCH (SEE P&ID I37.001) | 2 | EA | 2,625.00 | 5,250 | *** |
| **06" WAS, 2" ARV** | | | | | | **4,892** | *** |
| **WAS SURGE TANK PS** | | | | | | **4,892** | *** |
| | | 2" FLG ACC PKS - 316 B8M SSTL HEAVY HEX - CL 125/150 FLANGE W/ SBR GASKET (SST X SST-BV) | 2 | EA | 41.20 | 82 | |
| | | 2" FLANGE ISOLATION KIT W/ 150# 316 B8M SSTL HEAVY HEX BN&G'S & TYPE "E" FULL FACED NEOPRENE GSKT-DBL WASHER - MYLAR SLEEVES (DI X SST-BV) | 2 | EA | 96.09 | 192 | |
| | | 2" X 4" DIELECTRIC THREADED NIPPLE | 2 | EA | 49.92 | 100 | |
| | | 2" 316 SSTL 150# THREADED FLANGE | 2 | EA | 67.60 | 135 | |
| | | 2" SPLIT BODY FLANGED 316 STAINLESS BALL VALVE W/ LEVER OP | 2 | EA | 1,447.66 | 2,895 | *** |
| | | 2" IRONBODY - VALVE ONLY WASTEWATER AIR RELEASE W/ FIP THREADED INLET & OUTLET | 2 | EA | 743.75 | 1,488 | *** |
| **06" WAS, 2" BLV** | | | | | | **569** | |
| **WAS SURGE TANK PS** | | | | | | **569** | |
| | | 2" X 4" DIELECTRIC THREADED NIPPLE | 2 | EA | 49.92 | 100 | |
| | | 2" 2 PIECE THREADED 316 STAINLESS BALL VALVE W/ LEVER OP | 2 | EA | 234.75 | 470 | |
| **06" WAS, PIA** | | | | | | **261** | |
| **WAS SURGE TANK PS** | | | | | | **261** | |
| | | 1/2" X 3" DIELECTRIC THREADED NIPPLE | 2 | EA | 16.36 | 33 | |
| | | 1/2" 316 SSTL 150# THREADED TEE | 2 | EA | 4.63 | 9 | |
| | | 1/2" X 4" 316 SSTL SCH 40 THREADED NIPPLE | 6 | EA | 3.58 | 21 | |
| | | 1/2" 2 PIECE THREADED 316 STAINLESS BALL VALVE W/ LEVER OP | 4 | EA | 49.43 | 198 | |
| **08" ALP** | | | | | | **9,684** | |
| **AGS BASINS** | | | | | | **9,684** | |
| | | 8" FLG ACC PKS - 316 B8M SSTL HEAVY HEX - CL 125/150 FLANGE W/VITON TORUSEAL GASKET (SST X PVC80-EQPT) (SUBMERGED) | 12 | EA | 403.49 | 4,842 | |
| | | 8" FLG ACC PKS - 316 B8M SSTL HEAVY HEX - CL 125/150 FLANGE W/VITON TORUSEAL GASKET (SST X SST) | 12 | EA | 403.49 | 4,842 | |
| **08" NPW** | *** | | | | | **54,606** | *** |
| **YARD PIPING PLAN 2** | | | | | | **9,690** | *** |
| | | 8" PC350 DUCTILE IRON PIPE PUSH JNT CEMENT LINED-BITUMINOUS COATED | 20 | FT | 59.41 | 1,188 | |
| | | 8" REST JNT GASKETS EPDM | 1 | EA | 265.22 | 265 | |
| | | 8" X 4" C153 MJ BIT COATED / CEMENT LINED DI TEE | 1 | EA | 283.50 | 284 | |
| | | 8" C153 MJ BIT COATED / CEMENT LINED DI LONG SLEEVE | 1 | EA | 266.25 | 266 | |
| | | 8" WEDGE FITTING RESTRAINT MJ GLAND PACK-EPDM GASKETS-COR-BLUE B&N'S-FOR DI PIPE | 8 | EA | 173.00 | 1,384 | |

| | | | | | | | |
|---|---|---|---|---|---|---|---|
| | | 6" DR18/ PR235 C900 BJ GSKT PVC PIPE-BLUE | 20 | FT | 11.79 | 236 | RISER PIPE FOR VALVE BOX PER C00.506/UW2 |
| | | 8" C515 MECH JT NRS GATE VALVE LESS ACC W/ 2" OP NUT (NO GEAR) | 2 | EA | 1,809.10 | 3,618 | |
| | | 19-22" HEAVY DUTY 5-1/4" SHAFT - SCREW TYPE 2 PC VALVE BOX COMPLETE W/ LID (DWG. C00.506/UW-2) | 2 | EA | 437.50 | 875 | |
| | | 3'0" 316 SSTL PIPE EXTENSION STEM-SOCKET X NUT W/CENTERING COLLAR | 2 | EA | 786.94 | 1,574 | |
| **YARD PIPING PLAN 4** | | | | | | **9,690** | *** |
| | | 8" PC350 DUCTILE IRON PIPE PUSH JNT CEMENT LINED-BITUMINOUS COATED | 20 | FT | 59.41 | 1,188 | |
| | | 8" REST JNT GASKETS EPDM | 1 | EA | 265.22 | 265 | |
| | | 8" X 4" C153 MJ BIT COATED / CEMENT LINED DI TEE | 1 | EA | 283.50 | 284 | |
| | | 8" C153 MJ BIT COATED / CEMENT LINED DI LONG SLEEVE | 1 | EA | 266.25 | 266 | |
| | | 8" WEDGE FITTING RESTRAINT MJ GLAND PACK-EPDM GASKETS-COR-BLUE B&N'S-FOR DI PIPE | 8 | EA | 173.00 | 1,384 | |
| | | 6" DR18/ PR235 C900 BJ GSKT PVC PIPE-BLUE | 20 | FT | 11.79 | 236 | RISER PIPE FOR VALVE BOX PER C00.506/UW2 |
| | | 8" C515 MECH JT NRS GATE VALVE LESS ACC W/ 2" OP NUT (NO GEAR) | 2 | EA | 1,809.10 | 3,618 | |
| | | 19-22" HEAVY DUTY 5-1/4" SHAFT - SCREW TYPE 2 PC VALVE BOX COMPLETE W/ LID (DWG. C00.506/UW-2) | 2 | EA | 437.50 | 875 | |
| | | 3'0" 316 SSTL PIPE EXTENSION STEM-SOCKET X NUT W/CENTERING COLLAR | 2 | EA | 786.94 | 1,574 | |
| **YARD PIPING PLAN 5** | **ADD1** | | | | | **35,226** | |
| | ADI | 8" PC350 DUCTILE IRON PIPE PUSH JNT CEMENT LINED-BITUMINOUS COATED | 460 | FT | 59.41 | 27,329 | |
| | ADI | 8" REST JNT GASKETS EPDM | 23 | EA | 265.23 | 6,100 | |
| | ADI | 8" C153 MJ BIT COATED / CEMENT LINED DI 45 ELL | 2 | EA | 216.75 | 434 | |
| | ADI | 8" X 6" C153 MJ BIT COATED / CEMENT LINED DI TEE | 1 | EA | 325.50 | 326 | |
| | ADI | 8" WEDGE FITTING RESTRAINT MJ GLAND PACK-EPDM GASKETS-COR-BLUE B&N'S-FOR DI PIPE | 6 | EA | 173.00 | 1,038 | |
| **08" WAS** | | | | | | **30,375** | |
| **YARD PIPING PLAN 1** | | | | | | **12,474** | |
| | | 8" PC350 DUCTILE IRON PIPE PUSH JNT PERMOX LINED-BITUMINOUS COATED | 100 | FT | 79.38 | 7,938 | |
| | | 8" REST JNT GASKETS SBR | 5 | EA | 175.37 | 877 | |
| | | 8" C153 MJ BIT COATED / PERMOX LINED DI 90 ELL | 1 | EA | 734.91 | 735 | |
| | | 8" C153 MJ BIT COATED / PERMOX LINED DI 45 ELL | 2 | EA | 666.28 | 1,333 | |
| | | 8" C153 MJ BIT COATED / PERMOX LINED DI LONG SLEEVE | 1 | EA | 751.40 | 751 | |
| | | 8" WEDGE FITTING RESTRAINT MJ GLAND PACK-SBR GASKET-COR-BLUE B&N'S-FOR DI PIPE | 8 | EA | 105.00 | 840 | |
| **WAS SURGE TANK PS** | | | | | | **17,901** | |
| | | 8" X 5'0" DI SPOOL PIECE PERMOX LINED W/ 125# FLG X FLG | 2 | EA | 890.95 | 1,782 | |
| | | 8" X 5'6" DI SPOOL PIECE PERMOX LINED W/ 125# FLG X FLG | 1 | EA | 1,780.61 | 1,781 | |
| | | 8" X 9'0" DI SPOOL PIECE PERMOX LINED W/ 125# FLG X FLG | 1 | EA | 2,558.26 | 2,558 | |
| | | 8" X 5'0" DI SPOOL PIECE PERMOX LINED W/ 125# FLG X PE | 1 | EA | 1,377.63 | 1,378 | |
| | | 8" C110 FLG PRIME COATED / PERMOX LINED DI 90 ELL | 1 | EA | 1,092.30 | 1,092 | |
| | | 8" X 6" C110 FLG PRIME COATED / PERMOX LINED DI 90 ELL | 2 | EA | 1,067.74 | 2,135 | |
| | | 8" X 6" C110 FLG PRIME COATED / PERMOX LINED DI TEE | 2 | EA | 1,389.56 | 2,779 | |
| | | 12" X 8" C110 FLG PRIME COATED / PERMOX LINED DI 90 ELL (SUBMERGED) | 1 | EA | 2,085.38 | 2,085 | |
| | | 8" X 2'6" FLG X WC X FLG WALL PIPE PERMOX LINED (DWG. M00.504/6) (PARTIALLY SUBMERGED) | 1 | EA | 1,367.32 | 1,367 | |
| | | 8" FLG ACC PKS - 316 B8M SSTL HEAVY HEX - CL 125/150 FLANGE W/ SBR GASKET (DI X DI) | 9 | EA | 94.28 | 849 | |
| | | 8" FLG ACC PKS - 316 B8M SSTL HEAVY HEX - CL 125/150 FLANGE W/ SBR GASKET (DI X DI) (SUBMERGED) | 1 | EA | 94.27 | 94 | |
| **12" ALP** | | | | | | **111,829** | *** |
| **AGS BASINS** | | | | | | **23,841** | *** |
| | | 12" FLG ACC PKS - 316 B8M SSTL HEAVY HEX - CL 125/150 FLANGE W/VITON TORUSEAL GASKET (SST X SST-EJ) | 6 | EA | 683.15 | 4,099 | |
| | | 12" LUG BOLT SET CL 125/150 FLG-316 B8M SSTL-CAP BOLTS NO NUTS (NO-GASKET) (SST X SST-LUG-BFV) | 12 | EA | 224.84 | 2,698 | |
| | | 12" FLG X FLG-304 STAINLESS STEEL EXPANSION JNT-BELLOWS TYPE W/ SSTL 304 CTRL HARNESSING | 3 | EA | 5,681.25 | 17,044 | |
| | | 12" LUG PATTERN (CL 150) 316 SSTL HIGH PERFORMANCE BUTTERFLY VALVE W/ GEAR OPERATOR W/ HANDWHEEL (BY OTHERS) | 3 | EA | - | - | *** |
| | | 12" LUG PATTERN (CL 150) 316 SSTL HIGH PERFORMANCE BUTTERFLY VALVE W/ EMO/ OPEN-CLOSE (BY OTHERS) | 3 | EA | - | - | *** |
| **AGS BLOWERS** | | | | | | **87,988** | *** |
| | | 12" FLG ACC PKS - 316 B8M SSTL HEAVY HEX - CL 125/150 FLANGE W/VITON TORUSEAL GASKET (SST X FCA) | 4 | EA | 683.15 | 2,733 | |
| | | 12" FLG ACC PKS - 316 B8M SSTL HEAVY HEX - CL 125/150 FLANGE W/VITON TORUSEAL GASKET (SST X SST) | 1 | EA | 683.15 | 683 | |
| | | 12" FLG ACC PKS - 316 B8M SSTL HEAVY HEX - CL 125/150 FLANGE W/VITON TORUSEAL GASKET (SST X SST-EJ) | 8 | EA | 683.15 | 5,465 | |
| | | 12" LUG BOLT SET CL 125/150 FLG-316 B8M SSTL-CAP BOLTS NO NUTS (NO-GASKET) (SST X SST-LUG-BFV) | 8 | EA | 224.84 | 1,799 | |
| | | 12" FCA NON-RESTRAINED 316 SSTL BDY FOR STL PIPE SIZE W/ 316 SSTL BOLTS - EPDM GASKETS | 4 | EA | 2,645.79 | 10,583 | |
| | | 12" FLG X FLG-304 STAINLESS STEEL EXPANSION JNT-BELLOWS TYPE W/ SSTL 304 CTRL HARNESSING | 4 | EA | 5,681.25 | 22,725 | |
| | | 12" LUG PATTERN (CL 150) 316 SSTL HIGH PERFORMANCE BUTTERFLY VALVE W/ GEAR OPERATOR W/ HANDWHEEL | 4 | EA | 11,000.00 | 44,000 | *** |
| **12" LC** | | | | | | **13,725** | |
| **YARD PIPING PLAN 3** | | | | | | **13,725** | |
| | | 12" C153 FOR PVC PIPE MJ BIT COATED / PERMOX LINED DI 90 ELL | 1 | EA | 1,344.97 | 1,345 | |
| | | 12" C153 FOR PVC PIPE MJ BIT COATED / PERMOX LINED DI 45 ELL | 3 | EA | 1,215.95 | 3,648 | |
| | | 12" WEDGE FITTING RESTRAINT MJ GLAND PACK-SBR GASKET-COR-BLUE B&N'S-FOR CI OD PVC PIPE | 6 | EA | 208.00 | 1,248 | |

| | | | | | | | |
|---|---|---|---|---|---|---|---|
| | | 12" SERRATED RESTRAINT HARNESS W\304 SSTL B&N'S-FOR CIOD PVC PIPE | 5 | EA | 641.00 | 3,205 | |
| | | 12" DR18/ PR235 C900 BJ GSKT PVC PIPE-GREEN | 100 | FT | 42.79 | 4,279 | |
| **12" REJ** | **ADD1** | | | | | **28,946** | |
| **YARD PIPING PLAN 3** | **ADD1** | | | | | **28,946** | |
| | ADI | 12" PC350 DUCTILE IRON PIPE PUSH JNT PERMOX LINED-BITUMINOUS COATED | 120 | FT | 115.64 | 13,877 | |
| | ADI | 12" REST JNT GASKETS SBR | 4 | EA | 254.69 | 1,019 | |
| | ADI | 12" C153 MJ BIT COATED / PERMOX LINED DI 90 ELL | 1 | EA | 1,395.89 | 1,396 | |
| | ADI | 12" C153 MJ BIT COATED / PERMOX LINED DI 45 ELL | 7 | EA | 1,262.06 | 8,834 | |
| | ADI | 12" WEDGE FITTING RESTRAINT MJ GLAND PACK-SBR GASKET-COR-BLUE B&N'S-FOR DI PIPE | 20 | EA | 191.00 | 3,820 | |
| **16" AGI** | | | | | | **307,188** | *** |
| **AGS INFLUENT PS** | | | | | | **307,188** | *** |
| | | 16" X 1'6" DI SPOOL PIECE PERMOX LINED W/ 125# FLG X FLG | 4 | EA | 2,240.25 | 8,961 | |
| | | 16" X 2'0" DI SPOOL PIECE PERMOX LINED W/ 125# FLG X FLG | 8 | EA | 2,466.85 | 19,735 | |
| | | 16" X 2'0" DI SPOOL PIECE PERMOX LINED W/ 125# FLG X FLG W/(1) 1/2" FPT TAP | 4 | EA | 2,805.46 | 11,222 | |
| | | 16" X 2'6" DI SPOOL PIECE PERMOX LINED W/ 125# FLG X FLG W/(1) 2" FPT TAP | 4 | EA | 3,032.06 | 12,128 | |
| | | 16" X 3'0" DI SPOOL PIECE PERMOX LINED W/ 125# FLG X FLG | 8 | EA | 2,921.34 | 23,371 | |
| | | 16" X 1'0" DI SPOOL PIECE PERMOX LINED W/ 125# FLG X PE | 4 | EA | 1,245.01 | 4,980 | |
| | | 16" C110 FLG PRIME COATED / PERMOX LINED DI 90 ELL | 8 | EA | 3,126.81 | 25,014 | |
| | | 16" C110 FLG PRIME COATED / PERMOX LINED DI TEE | 4 | EA | 4,323.78 | 17,295 | |
| | | 16" C110 BLIND FLG PRIME COATED / PERMOX LINED DI BLIND FLG W-2" IP TAP | 4 | EA | 2,562.98 | 10,252 | |
| | | 16" FLG ACC PKS - 316 B8M SSTL HEAVY HEX - CL 125/150 FLANGE W/ SBR GASKET (DI X CV) | 8 | EA | 333.53 | 2,668 | |
| | | 16" FLG ACC PKS - 316 B8M SSTL HEAVY HEX - CL 125/150 FLANGE W/ SBR GASKET (DI X DI) | 32 | EA | 333.53 | 10,673 | |
| | | 16" FLG ACC PKS - 316 B8M SSTL HEAVY HEX - CL 125/150 FLANGE W/ SBR GASKET (DI X FCA) | 4 | EA | 333.53 | 1,334 | |
| | | 16" FLG ACC PKS - 316 B8M SSTL HEAVY HEX - CL 125/150 FLANGE W/ SBR GASKET (DI X PMP) | 8 | EA | 333.53 | 2,668 | |
| | | 16" FLG ACC PKS - 316 B8M SSTL HEAVY HEX - CL 125/150 FLANGE W/ SBR GASKET (DI X PV) | 16 | EA | 333.53 | 5,336 | |
| | | 16" WEDGE ACTION REST FCA DI BODY FOR DI PIPE SIZE W/ 316 SSTL T-BOLTS & NUTS - SBR GASKETS | 4 | EA | 2,692.09 | 10,768 | |
| | | 16" 125LB FLG IRON BODY PLUG VALVE 100% PORT W/ GEAR OPERATOR/ HANDWHEEL | 4 | EA | 7,750.00 | 31,000 | VERIFY TAG NUMBERS; P&ID I34.001 NOT INCLUDED IN PLAN SET |
| | | 16" 125LB FLG IRON BODY PLUG VALVE 100% PORT W/ GEAR OPERATOR/ CHAIN WHEEL (7'10" CL-AFF) | 4 | EA | 8,875.00 | 35,500 | |
| | | 16" 125/150LB FLG IRONBODY AWWA SWING CHECK VALVE W/ OL & W-NO LIMIT SWITCH | 4 | EA | 18,570.29 | 74,281 | VERIFY TAG NUMBERS; P&ID I34.001 NOT INCLUDED IN PLAN SET |
| **16" AGI, 2" ARV** | | | | | | **4,176** | *** |
| **AGS INFLUENT PS** | | | | | | **4,176** | *** |
| | | 2" X 4" DIELECTRIC THREADED NIPPLE | 4 | EA | 49.92 | 200 | |
| | | 2" X 6" 316 SSTL SCH 40 THREADED NIPPLE | 4 | EA | 15.70 | 63 | |
| | | 2" 2 PIECE THREADED 316 STAINLESS BALL VALVE W/ LEVER OP | 4 | EA | 234.75 | 939 | |
| | | 2" IRONBODY - VALVE ONLY WASTEWATER AIR RELEASE W/ FIP THREADED INLET & OUTLET | 4 | EA | 743.75 | 2,975 | VERIFY TAG NUMBERS; P&ID I34.001 NOT INCLUDED IN PLAN SET |
| **16" AGI, 2" BLV** | | | | | | **1,139** | |
| **AGS INFLUENT PS** | | | | | | **1,139** | |
| | | 2" X 4" DIELECTRIC THREADED NIPPLE | 4 | EA | 49.92 | 200 | |
| | | 2" 2 PIECE THREADED 316 STAINLESS BALL VALVE W/ LEVER OP | 4 | EA | 234.75 | 939 | |
| **16" AGI, PIA** | | | | | | **522** | |
| **AGS INFLUENT PS** | | | | | | **522** | |
| | | 1/2" X 3" DIELECTRIC THREADED NIPPLE | 4 | EA | 16.37 | 65 | |
| | | 1/2" 316 SSTL 150# THREADED TEE | 4 | EA | 4.63 | 19 | |
| | | 1/2" X 4" 316 SSTL SCH 40 THREADED NIPPLE | 12 | EA | 3.58 | 43 | |
| | | 1/2" 2 PIECE THREADED 316 STAINLESS BALL VALVE W/ LEVER OP | 8 | EA | 49.43 | 395 | |
| **16" ALP** | | | | | | **4,112** | |
| **AGS BLOWERS** | | | | | | **4,112** | |
| | | 16" FLG ACC PKS - 316 B8M SSTL HEAVY HEX - CL 125/150 FLANGE W/VITON TORUSEAL GASKET (SST X SST) | 3 | EA | 1,370.61 | 4,112 | |
| **16" WLC** | *** | | | | | **234,615** | |
| **YARD PIPING PLAN 3** | *** | | | | | **69,919** | |
| | | 16" PC350 DUCTILE IRON PIPE PUSH JNT PERMOX LINED-BITUMINOUS COATED | 240 | FT | 169.34 | 40,642 | |
| | | 16" REST JNT GASKETS SBR | 12 | EA | 590.33 | 7,084 | |
| | | 16" C153 MJ BIT COATED / PERMOX LINED DI 90 ELL | 1 | EA | 2,377.06 | 2,377 | |
| | ADI | 16" C153 MJ BIT COATED / PERMOX LINED DI 45 ELL | 7 | EA | 1,971.20 | 13,798 | |
| | ADI | 16" WEDGE FITTING RESTRAINT MJ GLAND PACK-SBR GASKET-COR-BLUE B&N'S-FOR DI PIPE | 17 | EA | 354.00 | 6,018 | |
| **AGS BASINS** | | | | | | **164,696** | |
| | | 16" X 2'6" DI SPOOL PIECE PERMOX LINED W/ 125# FLG X FLG | 3 | EA | 2,693.45 | 8,080 | |
| | | 16" X 8'6" DI SPOOL PIECE PERMOX LINED W/ 125# FLG X FLG | 3 | EA | 5,416.51 | 16,250 | |
| | | 16" X 19'0" DI SPOOL PIECE PERMOX LINED W/ 125# FLG X FLG | 10 | EA | 10,181.55 | 101,816 | |
| | | 16" X 5'0" DI SPOOL PIECE PERMOX LINED W/ 125# FLG X PE | 1 | EA | 3,060.38 | 3,060 | |
| | | 16" C110 FLG PRIME COATED / PERMOX LINED DI 90 ELL | 1 | EA | 3,126.81 | 3,127 | |
| | | 16" C110 FLG PRIME COATED / PERMOX LINED DI 45 ELL | 3 | EA | 2,674.14 | 8,022 | |
| | | 16" C110 FLG PRIME COATED / PERMOX LINED DI TEE | 3 | EA | 4,323.78 | 12,971 | |
| | | 16" C110 BLIND FLG PRIME COATED / PERMOX LINED DI BLIND FLG | 1 | EA | 2,363.98 | 2,364 | |
| | | 16" FLG ACC PKS - 316 B8M SSTL HEAVY HEX - CL 125/150 FLANGE W/ SBR GASKET (DI X DI) | 27 | EA | 333.53 | 9,005 | |
| **20" ALP** | | | | | | **45,903** | |

| | | | | | | | |
|---|---|---|---|---|---|---|---|
| **AGS BLOWERS** | | | | | | **45,903** | |
| | | 20" FLG ACC PKS - 316 B8M SSTL HEAVY HEX - CL 125/150 FLANGE W/VITON TORUSEAL GASKET (SST X EJ) | 6 | EA | 1,851.35 | 11,108 | |
| | | 20" FLG ACC PKS - 316 B8M SSTL HEAVY HEX - CL 125/150 FLANGE W/VITON TORUSEAL GASKET (SST X SST) | 1 | EA | 1,851.35 | 1,851 | |
| | | 20" FLG X FLG-304 STAINLESS STEEL EXPANSION JNT-BELLOWS TYPE W/ SSTL 304 CTRL HARNESSING | 3 | EA | 10,981.25 | 32,944 | |
| **20" WAS** | | | | | | **230,092** | *** |
| **AGS BASINS** | | | | | | **204,260** | |
| | | 20" X 10'6" DI SPOOL PIECE PERMOX LINED W/ 125# FLG X FLG W/(1) 2" FPT TAP | 3 | EA | 8,762.73 | 26,288 | |
| | | 20" X 19'0" DI SPOOL PIECE PERMOX LINED W/ 125# FLG X FLG | 10 | EA | 13,478.84 | 134,788 | |
| | | 20" X 5'0" DI SPOOL PIECE PERMOX LINED W/ 125# FLG X PE | 1 | EA | 4,081.38 | 4,081 | |
| | | 20" C110 FLG PRIME COATED / PERMOX LINED DI TEE | 3 | EA | 6,929.30 | 20,788 | |
| | | 20" C110 BLIND FLG PRIME COATED / PERMOX LINED DI BLIND FLG | 1 | EA | 4,337.47 | 4,337 | |
| | | 20" FLG ACC PKS - 316 B8M SSTL HEAVY HEX - CL 125/150 FLANGE W/ SBR GASKET (DI X DI) | 19 | EA | 735.62 | 13,977 | |
| **WAS SURGE TANK PS** | | | | | | **25,832** | *** |
| | | 20" C110 FLG PRIME COATED / PERMOX LINED DI 90 ELL | 1 | EA | 5,056.65 | 5,057 | |
| | | 20" X 3'0" FLG X WC X FLG WALL PIPE PERMOX LINED (DWG. M00.504/6) (PARTIALLY SUBMERGED) | 1 | EA | 4,568.05 | 4,568 | |
| | | 20" FLG ACC PKS - 316 B8M SSTL HEAVY HEX - CL 125/150 FLANGE W/ SBR GASKET (DI X DI) | 1 | EA | 735.63 | 736 | |
| | | 20" FLG ACC PKS - 316 B8M SSTL HEAVY HEX - CL 125/150 FLANGE W/ SBR GASKET (DI X PV) | 2 | EA | 735.63 | 1,471 | |
| | | 20" 125LB FLG IRON BODY PLUG VALVE 100% PORT W/ GEAR OPERATOR/ HANDWHEEL | 1 | EA | 14,000.00 | 14,000 | PV-37001 |
| **20" WAS, 2" BLV** | | | | | | **854** | *** |
| **AGS BASINS** | | | | | | **854** | *** |
| | | 2" X 4" DIELECTRIC THREADED NIPPLE | 3 | EA | 49.92 | 150 | |
| | | 2" 2 PIECE THREADED 316 STAINLESS BALL VALVE W/ LEVER OP | 3 | EA | 234.75 | 704 | *** |
| **24" AGE** | *** | | | | | **430,805** | |
| **YARD PIPING PLAN 4** | *** | | | | | **208,794** | |
| | | 24" PC250 DUCTILE IRON PIPE PUSH JNT PERMOX LINED-BITUMINOUS COATED | 460 | FT | 274.01 | 126,045 | |
| | | 24" REST JNT GASKETS SBR | 23 | EA | 1,145.40 | 26,344 | |
| | | 24" C153 MJ BIT COATED / PERMOX LINED DI 90 ELL | 2 | EA | 5,089.29 | 10,179 | |
| | ADI | 24" C153 MJ BIT COATED / PERMOX LINED DI 45 ELL | 8 | EA | 3,849.61 | 30,797 | |
| | ADI | 24" WEDGE FITTING RESTRAINT MJ GLAND PACK-SBR GASKET-COR-BLUE B&N'S-FOR DI PIPE | 20 | EA | 771.50 | 15,430 | |
| **YARD PIPING PLAN 5** | *** | | | | | **170,871** | |
| | | 24" PC250 DUCTILE IRON PIPE PUSH JNT PERMOX LINED-BITUMINOUS COATED | 320 | FT | 274.01 | 87,683 | |
| | | 24" REST JNT GASKETS SBR | 16 | EA | 1,145.40 | 18,326 | |
| | ADI | 24" C153 MJ BIT COATED / PERMOX LINED DI 45 ELL | 10 | EA | 3,849.61 | 38,496 | |
| | | 24" C153 MJ BIT COATED / PERMOX LINED DI LONG SLEEVE | 1 | EA | 3,533.95 | 3,534 | |
| | ADI | 24" WEDGE FITTING RESTRAINT MJ GLAND PACK-SBR GASKET-COR-BLUE B&N'S-FOR DI PIPE | 22 | EA | 771.50 | 16,973 | |
| | | 30" X 1'6" PE X WC X PE 316 SSTL WALL SLEEVES | 1 | EA | 4,787.50 | 4,788 | |
| | | 24" MODEL S-316 MODULAR SEAL FOR DI/CI OD PVC/DIPS HDPE FOR STEEL WALL SLEEVE (QUOTED PER LINK-REQUIRES 32 EA-LS-475S LINKS PER SEAL) | 64 | EA | 16.73 | 1,071 | |
| **AGS BASINS** | | | | | | **51,140** | |
| | | 24" X 5'0" DI SPOOL PIECE PERMOX LINED W/ 125# FLG X FLG | 1 | EA | 6,454.24 | 6,454 | |
| | | 24" X 16'0" DI SPOOL PIECE PERMOX LINED W/ 125# FLG X FLG | 1 | EA | 14,616.98 | 14,617 | |
| | | 24" X 5'0" DI SPOOL PIECE PERMOX LINED W/ 125# FLG X PE | 1 | EA | 5,102.37 | 5,102 | |
| | | 24" C110 FLG PRIME COATED / PERMOX LINED DI 90 ELL | 2 | EA | 7,787.06 | 15,574 | |
| | | 24" X 3'0" FLG X WC X PE WALL PIPE PERMOX LINED (DWG. M00.504/5) | 1 | EA | 4,400.68 | 4,401 | |
| | | 24" FLG ACC PKS - 316 B8M SSTL HEAVY HEX - CL 125/150 FLANGE W/ SBR GASKET (DI X DI) | 5 | EA | 998.33 | 4,992 | |
| **24" AGI** | *** | | | | | **268,098** | *** |
| **YARD PIPING PLAN 1** | *** | | | | | **71,800** | |
| | | 24" PC250 DUCTILE IRON PIPE PUSH JNT PERMOX LINED-BITUMINOUS COATED | 100 | FT | 274.01 | 27,401 | |
| | | 24" REST JNT GASKETS SBR | 5 | EA | 1,145.40 | 5,727 | |
| | | 24" C153 MJ BIT COATED / PERMOX LINED DI 90 ELL | 1 | EA | 5,089.29 | 5,089 | |
| | ADI | 24" C153 MJ BIT COATED / PERMOX LINED DI 45 ELL | 5 | EA | 3,849.61 | 19,248 | |
| | | 24" C153 MJ BIT COATED / PERMOX LINED DI LONG SLEEVE | 1 | EA | 3,533.95 | 3,534 | |
| | ADI | 24" WEDGE FITTING RESTRAINT MJ GLAND PACK-SBR GASKET-COR-BLUE B&N'S-FOR DI PIPE | 14 | EA | 771.50 | 10,801 | |
| **AGS INFLUENT PS** | | | | | | **193,983** | *** |
| | | 24" X 2'6" DI SPOOL PIECE PERMOX LINED W/ 125# FLG X FLG | 1 | EA | 4,598.95 | 4,599 | |
| | | 24" X 3'6" DI SPOOL PIECE PERMOX LINED W/ 125# FLG X FLG | 1 | EA | 5,341.84 | 5,342 | |
| | | 24" X 7'6" DI SPOOL PIECE PERMOX LINED W/ 125# FLG X FLG | 2 | EA | 8,309.53 | 16,619 | |
| | | 24" X 8'0" DI SPOOL PIECE PERMOX LINED W/ 125# FLG X FLG | 4 | EA | 8,680.33 | 34,721 | |
| | | 24" X 9'6" DI SPOOL PIECE PERMOX LINED W/ 125# FLG X FLG W/4 EA 4" TOL & 2 EA 2" TOL | 1 | EA | 15,215.67 | 15,216 | REF DRWG M34.301, SECTION C. CONTRACTOR TO VERIFY SIZE OF OUTLETS. NOT CALLED OUT ON DRAWING |
| | | 24" X 5'0" DI SPOOL PIECE PERMOX LINED W/ 125# FLG X PE | 1 | EA | 5,102.36 | 5,102 | |
| | | 24" C110 FLG PRIME COATED / PERMOX LINED DI 90 ELL | 1 | EA | 7,787.05 | 7,787 | |
| | | 24" X 16" C110 FLG PRIME COATED / PERMOX LINED DI 90 ELL | 2 | EA | 7,187.31 | 14,375 | |
| | | 24" C110 FLG PRIME COATED / PERMOX LINED DI TEE | 1 | EA | 10,811.85 | 10,812 | |

| | | | | | | | |
|---|---|---|---|---|---|---|---|
| | 24" X 16" C110 FLG PRIME COATED / PERMOX LINED DI TEE | 6 | EA | 7,802.84 | 46,817 | | |
| | 24" C110 BLIND FLG PRIME COATED / PERMOX LINED DI BLIND FLG W-2" IP TAP | 1 | EA | 6,839.40 | 6,839 | | |
| | 24" FLG ACC PKS - 316 B8M SSTL HEAVY HEX - CL 125/150 FLANGE W/ SBR GASKET (DI X DI) | 19 | EA | 998.32 | 18,968 | | |
| | 24" FLG ACC PKS - 316 B8M SSTL HEAVY HEX - CL 125/150 FLANGE W/ SBR GASKET (DI X FCA) | 1 | EA | 998.33 | 998 | | |
| | 24" WEDGE ACTION REST FCA DI BODY FOR DI PIPE SIZE W/ 316 SSTL T-BOLTS & NUTS - SBR GASKETS | 1 | EA | 5,787.20 | 5,787 | | |
| **AGS BASINS** | | | | | **2,315** | | |
| | 24" WEDGE FITTING RESTRAINT MJ GLAND PACK-SBR GASKET-COR-BLUE B&N'S-FOR DI PIPE | 3 | EA | 771.50 | 2,315 | | |
| **24" AGI, 2" ARV** | | | | | **1,044** | *** | |
| **AGS INFLUENT PS** | | | | | **1,044** | *** | |
| | 2" X 4" DIELECTRIC THREADED NIPPLE | 1 | EA | 49.93 | 50 | | |
| | 2" X 6" 316 SSTL SCH 40 THREADED NIPPLE | 1 | EA | 15.70 | 16 | | |
| | 2" 2 PIECE THREADED 316 STAINLESS BALL VALVE W/ LEVER OP | 1 | EA | 234.75 | 235 | | |
| | 2" IRONBODY - VALVE ONLY WASTEWATER AIR RELEASE W/ FIP THREADED INLET & OUTLET | 1 | EA | 743.75 | 744 | VERIFY TAG NUMBERS; P&ID I34.001 NOT INCLUDED IN PLAN SET | |
| **24" WAS** | | | | | **56,526** | | *** |
| **AGS BASINS** | | | | | **56,526** | | *** |
| | 24" X 16" C110 FLG PRIME COATED / PERMOX LINED DI 90 ELL | 3 | EA | 7,187.31 | 21,562 | | |
| | 24" X 20" C110 FLG PRIME COATED / PERMOX LINED DI 90 ELL | 3 | EA | 7,661.48 | 22,984 | | |
| | 24" FLG ACC PKS - 316 B8M SSTL HEAVY HEX - CL 125/150 FLANGE W/ SBR GASKET (DI X PV) | 12 | EA | 998.33 | 11,980 | | |
| | 24" 125LB FLG IRON BODY PLUG VALVE 100% PORT W/ EMO/ OPEN-CLOSE SERVICE (BY OTHERS) | 6 | EA | - | - | | *** |
| **30" AGI** | | | | | **115,176** | | *** |
| **AGS BASINS** | | | | | **115,176** | | *** |
| | 30" X 24" C153 MJ BIT COATED / PERMOX LINED DI CONC RED | 3 | EA | 9,928.01 | 29,784 | | |
| | 30" WEDGE FITTING RESTRAINT MJ GLAND PACK-SBR GASKET-COR-BLUE B&N'S-FOR DI PIPE | 3 | EA | 1,883.50 | 5,651 | | |
| | 30" X 4'0" DI SPOOL PIECE PERMOX LINED W/ 125# FLG X FLG | 1 | EA | 8,926.24 | 8,926 | | |
| | 30" X 4'0" DI SPOOL PIECE PERMOX LINED W/ 125# FLG X PE | 3 | EA | 6,523.76 | 19,571 | | |
| | 30" C110 FLG PRIME COATED / PERMOX LINED DI 90 ELL | 3 | EA | 12,278.95 | 36,837 | | |
| | 30" FLG ACC PKS - 316 B8M SSTL HEAVY HEX - CL 125/150 FLANGE W/ SBR GASKET (DI X DI) | 4 | EA | 1,440.71 | 5,763 | | |
| | 30" FLG ACC PKS - 316 B8M SSTL HEAVY HEX - CL 125/150 FLANGE W/ SBR GASKET (DI X PV) | 6 | EA | 1,440.71 | 8,644 | | |
| | 30" 125LB FLG IRON BODY PLUG VALVE 100% PORT W/ EMO/ OPEN-CLOSE SERVICE (BY OTHERS) | 3 | EA | - | - | | *** |
| **30" WAS** | | | | | **314,653** | | |
| **AGS BASINS** | | | | | **314,653** | | |
| | 30" X 2'0" DI SPOOL PIECE PERMOX LINED W/ 125# FLG X FLG | 6 | EA | 6,864.95 | 41,190 | | |
| | 30" X 3'0" DI SPOOL PIECE PERMOX LINED W/ 125# FLG X FLG (SUBMERGED) | 3 | EA | 7,893.66 | 23,681 | | |
| | 30" C110 FLG PRIME COATED / PERMOX LINED DI 45 ELL (SUBMERGED) | 6 | EA | 11,730.55 | 70,383 | | |
| | 30" C110 FLG PRIME COATED / PERMOX LINED DI TEE | 3 | EA | 18,086.30 | 54,259 | | |
| | 30" X 24" C110 FLG PRIME COATED / PERMOX LINED DI CONC RED | 6 | EA | 10,567.56 | 63,405 | | |
| | 30" X 5'0" FLG X WC X FLG WALL PIPE PERMOX LINED (DWG. M00.504/6) (PARTIALLY SUBMERGED) | 3 | EA | 10,493.12 | 31,479 | | |
| | 30" FLG ACC PKS - 316 B8M SSTL HEAVY HEX - CL 125/150 FLANGE W/ SBR GASKET (DI X DI) | 9 | EA | 1,440.71 | 12,966 | | |
| | 30" FLG ACC PKS - 316 B8M SSTL HEAVY HEX - CL 125/150 FLANGE W/ SBR GASKET (DI X DI) (SUBMERGED) | 9 | EA | 1,440.71 | 12,966 | | |
| | 30" FLG ACC PKS - 316 B8M SSTL HEAVY HEX - CL 125/150 FLANGE W/ SBR GASKET (DI X EQPT) (SUBMERGED) | 3 | EA | 1,440.71 | 4,322 | | |
| **36" AGI** | | | | | **116,543** | | |
| **AGS BASINS** | | | | | **116,543** | | |
| | 36" X 30" C110 FLG PRIME COATED / PERMOX LINED DI 90 ELL | 3 | EA | 18,962.01 | 56,886 | | |
| | 36" X 5'0" FLG X WC X FLG WALL PIPE PERMOX LINED (DWG. M00.504/6) (PARTIALLY SUBMERGED) | 3 | EA | 14,416.14 | 43,248 | | |
| | 36" FLG ACC PKS - 316 B8M SSTL HEAVY HEX - CL 125/150 FLANGE W/ SBR GASKET (DI X DI) | 3 | EA | 2,734.69 | 8,204 | | |
| | 36" FLG ACC PKS - 316 B8M SSTL HEAVY HEX - CL 125/150 FLANGE W/ SBR GASKET (DI X EQPT) (SUBMERGED) | 3 | EA | 2,734.69 | 8,204 | | |
| **MISC** | | | | | **391,743** | *** | |
| **MISCELLANEOUS YARD** | | | | | **2,593** | | |
| | 8 MIL BLACK 20" - 300' 3"-8" DIP | 3 | ROLL | 187.50 | 563 | | |
| | 8 MIL BLACK 34" - 300' 14"-16" DIP | 1 | ROLL | 318.06 | 318 | | |
| | 8 MIL BLACK 54" - 150' 24" DIP | 6 | ROLL | 254.19 | 1,525 | | |
| | 2" X 100' BLACK POLY TAPE | 20 | ROLL | 9.38 | 188 | | |
| **MISCELLANEOUS** | | | | | **389,150** | *** | |
| | STAINLESS STEEL FLANGE ADDER - ADD IF NEEDED | 1 | LS | 53,550.00 | 53,550 | ***ADDER TO REMOVE FIELD WELDING*** | |
| | STAINLESS STEEL PACKAGE PER ATTACHED SCOPE | 1 | LS | 335,600.00 | 335,600 | | |
| **SUBMITTALS AND O&M MANUALS** | | | | | **15,000** | | |
| **SUBMITTALS AND O&M MANUALS** | | | | | **15,000** | | |
| | LINE DRAWINGS | 15 | EA | 1,000.00 | 15,000 | | |
| | O&M MANUAL CHARGE PER SPECIFICATIONS | 1 | EA | - | - | | |
| | **Total** | | | | **2,994,636** | | |

Report by SYSTEM

| | | |
|---|---|---|
| Ductile Iron Pipe Package | $ | 1,877,882 |
| Carbon Steel Fabrication Package | $ | - |
| Stainless Steel Fabrication Package | $ | 389,150 |
| Fiberglass Reinforced Pipe Package | $ | - |
| Process Valve Package | $ | 222,581 |
| Pipe Support Package | $ | - |
| Project Misc Package | $ | 505,023 |
| Additional Packages | $ | - |
| **PACKAGE TOTALS** | **$** | **2,994,636** |

Report by PACKAGE SUMMARY

| ID | DESCRIPTION | AMOUNT |
|---|---|---|
| 0010.000 | DUCTILE IRON PIPE PUSH JNT BITUMINOUS COATED | 363,959 |
| 0090.000 | DUCTILE IRON PIPE GASKETS | 69,565 |
| 0100.000 | C153 MECH JOINT DI FTGS IMP | 176,784 |
| 0120.000 | C153 MECH JOINT FOR PVC PIPE DI FTGS IMP | 19,861 |
| 0300.000 | C153 MJ GLAND PACKS-ACCESS IMP | 1,571 |
| 0360.000 | RESTRAINTS - FITTING / PIPE / COUPLING IMP | 80,780 |
| 0380.000 | UNDERGROUND PIPE ACCESSORIES | 2,593 |
| 0415.000 | FABRICATED DI 125# FLG SPOOLS | 601,104 |
| 0470.000 | C110 FLANGED DI FTGS IMP | 557,088 |
| 0530.000 | FABRICATED DI WALL PIPE | 89,521 |
| 0560.000 | WALL SLEEVES IMP | 5,600 |
| 0580.000 | MODULAR WALL SEALS | 1,295 |
| 0625.000 | 316 STAINLESS STEEL FLANGE PACKS CL 125/150 FLANGE ACCESSORY KITS | 190,903 |
| 0680.000 | LUG SETS (NO GASKET) | 5,806 |
| 0690.000 | STUD KITS W/ GASKET | 498 |
| 0730.000 | FLANGE ISOLATION KIT | 1,075 |
| 0855.000 | FCA NON-RESTRAINED | 10,583 |
| 0880.000 | FCA RESTRAINED DOM | 16,556 |
| 0970.000 | QUICK DISCONNECT FITTINGS | 2,004 |
| 1050.000 | STAINLESS STEEL PIPE EXPANSION JOINTS | 72,713 |
| 1150.000 | PVC PRESSURE PIPE - GASKETED BELL JOINT | 8,613 |
| 1190.000 | PVC / CPVC PRESSURE PIPE - SOLVENT WELD | 1,056 |
| 1200.000 | PVC-CPVC SOLVENT WELD FTGS | 755 |
| 1480.000 | CI / MI / STEEL - FITTINGS & NIPPLES DOM | 1,595 |
| 1500.000 | STAINLESS STEEL PIPE | 14,866 |
| 1520.000 | STAINLESS STEEL FITTINGS & NIPPLES | 1,547 |
| 1560.000 | STAINLESS STEEL PACKAGE | 389,150 |
| 1660.000 | POLY TUBING INSERT FTGS | 263 |
| 1675.000 | WATERWORKS SERVICE BRASS VALVES DOM | 1,128 |
| 1850.000 | SMALL DIAMETER VALVES | 12,687 |
| 1860.000 | SMALL DIAMETER VALVES DOM | 269 |
| 1870.000 | HOSE & ACCESSORIES | 12,435 |
| 1900.000 | FIRE HYDRANTS | 4,117 |
| 2030.000 | PLANT VALVE EXTRAS | 15,000 |
| 2050.000 | MUD VALVES | 16,185 |
| 2145.000 | AWWA GATE VALVES IRONBODY IMP | 10,272 |
| 2210.000 | BUTTERFLY VLV - 316 SSTL HI PERFRM | 44,000 |
| 2310.000 | PLUG VALVES | 93,844 |
| 2430.000 | CHECK VALVES | 79,531 |
| 2470.000 | AIR VALVES | 5,206 |
| 2590.000 | VALVE / CURB BOXES | 6,750 |
| 2610.000 | VALVE ACCESSORIES | 5,509 |

| Total | 2,994,636 |
|---|---|

BURGESS Civil

**Contact:** **Pedren Alumbaugh**
**Phone:** **(707) 354-0199**

| | | | |
|---|---|---|---|
| Attn: | Christian Schultz | Job Name: | Manatee County SEWRF |
| Quote To: | 1 N. Dale Mabry Highway, Suite 1350 | Job Number: | 26-038-A |
| | Tampa, FL 33609 | Date of Plans: | July 2025 |
| Phone: | (813) 344-3736 | Revision Date: | May 2026 |

| ITEM | DESCRIPTION | QUANTITY | UNIT | UNIT PRICE | AMOUNT |
|---|---|---|---|---|---|
| | **GENERAL CONDITIONS** | | | | |
| 01 | MOBILIZATION | 1.00 | LS | 35,000.00 | 35,000.00 |
| *02* | *P&P BOND* | | | | NOT INCLUDED |
| 03 | SURVEY & AS-BUILTS | 1.00 | LS | 27,944.50 | 27,944.50 |
| *04* | *GEOTECHNICAL TESTING* | | | | NOT INCLUDED |
| *05* | *EROSION CONTROL* | | | | NOT INCLUDED |
| *06* | *SILT FENCE* | | | | NOT INCLUDED |
| *07* | *CONSTRUCTION ENTRANCE* | | | | NOT INCLUDED |
| *08* | *INLET PROTECTION* | | | | NOT INCLUDED |
| *09* | *NPDES DEWATERING PERMIT* | | | | NOT INCLUDED |
| *10* | *SEED & MULCH* | | | | NOT INCLUDED |
| *11* | *SEED & MULCH - IF REQUIRED* | *1.00* | *SY* | *0.50* | *0.50* |
| *12* | *BAHIA SOD* | | | | NOT INCLUDED |
| *13* | *BAHIA SOD - IF REQUIRED* | *1.00* | *SY* | *5.00* | *5.00* |
| | **GENERAL CONDITIONS SUBTOTAL:** | | | | **62,944.50** |
| | | | | | |
| | **EARTHWORK** | | | | |
| *14* | *CLEARING & DEMO* | | | | NOT INCLUDED |
| *15* | *STRIP / DISC / PREP SITE* | | | | NOT INCLUDED |
| *16* | *SITE EXCAVATION* | | | | NOT INCLUDED |
| *17* | *IMPORT & PLACE FILL* | | | | NOT INCLUDED |
| 18 | CONSTRUCT PADS FOR GEN 1, GEN 2, & ELEC BLDG NO 4 | 225.00 | SY | 3.00 | 675.00 |
| 19 | CONSTRUCT IPS PAD | 150.00 | SY | 3.00 | 450.00 |
| 20 | CONSTRUCT AGS PAD | 4,450.00 | SY | 3.00 | 13,350.00 |
| 21 | BASE ROCK BELOW AGS (4" CC) | 4,450.00 | SY | 20.00 | 89,000.00 |
| 22 | FINE GRADE FLAT AREAS | 15,225.00 | SY | 2.25 | 34,256.25 |
| 23 | FINE GRADE SLOPED AREAS | 350.00 | SY | 2.50 | 875.00 |
| | **EARTHWORK SUBTOTAL:** | | | | **138,606.25** |

| ITEM | DESCRIPTION | QUANTITY | UNIT | UNIT PRICE | AMOUNT |
|---|---|---|---|---|---|
| | | | | | |
| | **ROADWAY** | | | | |
| 24 | SAW-CUT & MATCH PAVEMENT | 5.00 | EA | 1,000.00 | 5,000.00 |
| *25* | *MAINTENANCE OF TRAFFIC* | | | | NOT INCLUDED |
| 26 | 3.00" MILL / OVERLAY | 1,750.00 | SY | 49.50 | 86,625.00 |
| 27 | 1.00" ASPHALT (SP-9.5): FINAL LIFT | 2,225.00 | SY | 14.50 | 32,262.50 |
| 28 | 2.00" ASPHALT (SP-12.5): INITIAL LIFT | 2,225.00 | SY | 26.25 | 58,406.25 |
| 29 | 10" LIMEROCK BASE | 2,225.00 | SY | 37.25 | 82,881.25 |
| 30 | 12" STABILIZED SUBGRADE (LBR 40) | 2,225.00 | SY | 18.25 | 40,606.25 |
| 31 | MIAMI CURB | 190.00 | LF | 40.00 | 7,600.00 |
| 32 | 4" SIDEWALK (WWM - REINFORCED) | 450.00 | SY | 90.00 | 40,500.00 |
| *33* | *H/C RAMPS: MATS* | | | | NOT INCLUDED |
| *34* | *CONCRETE PADS* | | | | NOT INCLUDED |
| *35* | *SIGNAGE & STRIPING* | | | | NOT INCLUDED |
| | **ROADWAY SUBTOTAL:** | | | | **353,881.25** |
| | | | | | |
| | **MANATEE COUNTY SEWRF TOTAL:** | | | | **555,432.00** |
| | | | | | |
| | **ADD ALTERNATE 01 (CROM REQUIREMENTS)** | | | | |
| *ADD ALT 01* | *15' WIDE PATH AROUND AGS (6" CC)* | *1,200.00* | *SY* | *23.00* | *27,600.00* |
| | **ADD ALTERNATE 01 (CROM REQUIREMENTS) SUBTOTAL:** | | | | **27,600.00** |
| | | | | | |
| | **ADD ALTERNATE 02 (DUTCHLAND REQUIREMENTS)** | | | | |
| *ADD ALT 02* | *30' WIDE PATH AROUND AGS (6" CC)* | *2,550.00* | *SY* | *23.00* | *58,650.00* |
| | **ADD ALTERNATE 02 (DUTCHLAND REQUIREMENTS SUBTOTAL:** | | | | **58,650.00** |
| | | | | | |

**NOTES:**

Delay in Purchase of Materials:

Notwithstanding anything herein to the contrary, if Contractor's purchase of materials or equipment is delayed because of: (1) delayed commencement for any reason whatsoever; (2) acts or omissions of the Owner, the architect, or engineer; (3) changes in the Work or the sequencing of the Work ordered by the Owner, or arising from decisions of the Owner that impact the Contract Time; (4) hazardous materials, concealed or unknown conditions; (5) delays pending dispute resolution or suspension of the Work by the Owner; (6) Force Majeure Events (as defined below); (7) or for any reason beyond the Contractor's control, the Owner shall modify the Contract increasing the Contract Sum in the amount commensurate with any actual, direct, and documented increase in material or equipment costs, dollar for dollar, because of such delays or events. The Contractor's fee shall not be increased because of such cost increases.

The term "Force Majeure" means, without limitation, an act of God, fire, tornado, hurricane, flood, earthquake, explosion, war,

act of terrorism, civil disturbance, labor strikes, an unusually severe storm, government shutdown or interference, pandemic, endemic, epidemic, or any other unavoidable casualty beyond the Contractor's control.

---

Material Cost Increases:

The Contractor estimated the Contract Sum on the labor, material, and equipment costs at the time of negotiation and/or its submission of the bid/proposal. Because the Work may not commence immediately and the materials may not be ordered for months, the Contractor cannot predict or estimate increases in the cost of labor, materials, and equipment that may occur prior to commencement or during the progress of the Work. Notwithstanding anything herein to the contrary, if the cost of labor, materials, and/or equipment for any scheduled item of Work identified in this proposal increases by 5% or more, the Owner shall modify the Contract increasing the Contract Sum in the amount commensurate with any actual, direct, and documented increase in labor, material, and/or equipment costs, dollar for dollar, above the 5% threshold. The Contractor's fee shall not be increased because of such cost increases.

If, after the date of this Quote/Purchase Order, any new or increased tariffs, duties, or other government-imposed costs on materials used in the work becomes effective, the Contract Price shall be adjusted to reflect the actual increased cost to the Contractor. The Contractor shall promptly notify the [Owner/Buyer] of any such cost impact. Failure to agree on a price adjustment shall not relieve the Buyer's obligation to pay the increased cost, and the Contractor shall be entitled to an extension of time if such tariffs result in material shortages or delays and/or Contractor may permanently suspend performance because of a delay or the inability of the parties to agree upon an adjusted price.

---

***DUE TO VOLATILITY IN RAW MATERIAL AND SHIPPING COSTS ALL PVC, HDPE OR OTHER PLASTIC MATERIALS WILL BE PURCHASED AT COST BASED ON CURRENT SHIP DATE. PURCHASE ORDERS CANNOT BE HELD AT THIS TIME. WE EXPECT TO PASS PRICE INCREASES ALONG TO OUR CUSTOMER AT THE TIME OF SHIP DATE.***

***THIS PROPOSAL/QUOTE IS BASED ON AND TIED TO THE FDOT ASPHALT PRICE INDEX (API) FOR BITUMINOUS MATERIALS CURRENTLY IN EFFECT AS OF THE DATE ON THIS PROPOSAL/QUOTE (UNLESS OTHERWISE SPECIFIED HEREIN). ANY ADJUSTMENTS DUE TO INCREASES OR DECREASES IN API WILL BE DETERMINED IN ACCORDANCE WITH SECTION 9-2.1.2 OF THE CURRENT FDOT STANDARD SPECIFICATIONS FOR ROAD AND BRIDGE CONSTRUCTION WITH THE EXCEPTION THAT BITUMINOUS ADJUSTMENTS WILL BE MADE ONLY WHEN THE CURRENT API(CAPI) VARIES BY MORE THAN 10% OF THE API PREVAILING IN THE MONTH WHEN BIDS WERE RECEIVED(BAPI), AND THEN ONLY ON THE PORTION THAT EXCEEDS 10%. THE APPLICATION OF ADJUSTMENTS WILL NOT BE CONDITIONED ON THE OWNER'S OR ANY OTHER PARTY'S PARTICIPATION IN THIS CLAUSE. THE CALCULATION FOR THE DIFFERENCE IS TO BE THE CURRENT BITUMINOUS API AT TIME PLACEMENT VS TIME OF BID.***

1. This proposal is valid for 30 days from bid date.
2. Payment & Performance bond is not included. Add 1.25% if required.
3. This proposal excludes all Textura or similar third-party payment processing fees. If Textura participation is required by the Owner, Client, or General Contractor, please add $5,300.00 to our proposal.
4. Survey, layout, and as-builts are included. Record Survey and engineering are by others.
5. Geotechnical/Construction testing is by others.
6. Removal and/or replacement of unsuitable soils, hazardous or buried debris is not included.
7. Removal and/or relocation of gas, cable, electric, irrigation or other utilities is by others, if required.
8. Meters, meter fees, permits and connection fees by others.
9. All hardscape, topsoil, grassing, landscaping, irrigation, root pruning, tree trimming and fencing is by others.
10. Assumes all cut material is suitable for structural fill.
11. Topographic survey of existing conditions shown on the construction drawings is presumed accurate to plus or minus 0.2' and will need to be confirmed to establish the final site fill requirements. Any discrepancies found during verification may affect the quantity of fill required and should be addressed promptly to ensure accurate site balancing.
12. Conduits or sleeves are not included.
13. Includes rough grade of building pads to 95% on a one-time basis. Fine grading, final compaction, specific density requirements and excavation of footers are not included.

14. Includes rough grading around building pads on a one-time basis. Fine grading around building pad after vertical construction is not included.
15. Installation of new silt fence or maintenance of existing silt fence is not included.
16. NPDES requirements by others. Contractor will maintain reports and will assist the entity deemed as the site-wide "Operator" only while onsite. Full responsibilities and legal limitations related to stormwater permit coverage will be outlined at time of award.
17. All concrete flatwork by others.
18. Fence, handrail, bollards, & guardrail by others.
19. No work is included on existing utilities.
20. Location, exploration and/or repairs to existing utilities are not included. Asbuilts of existing utilities are not included.
21. Paving prices are valid for 30 days from bid date and include 2 mobilizations.

ACCEPTED:
Contractor / Owner Name:

By: _____

Date: _____

BURGESS CIVIL, LLC

By: _____

Date: _____

NUCOR
REBAR FABRICATION

| Project: | Date: |
|---|---|
| PJ132412A - M | 5/20/2026 |
| **Escalation Date:** | **Quote Valid Thru:** |
| 3/31/2027 | 5/27/2026 |

**Nucor Rebar Fabrication South LLC**
Frostproof - 863.608.5228
22 Nucor Drive
Frostproof, FL 33843

Attn: **Christian Schultz**
Company: PCL
Project Name: MANATEE COUNTY SERWRF
City, State: Bradenton, FL

## Supply Only Proposal

Nucor Rebar Fabrication South LLC (herein called the Seller) proposes to furnish the following materials including placing drawings, per mutually agreed upon schedule, in accordance with the CRSI Manual of Standard Practice (latest edition), subject to the terms and conditions of sale set forth below and any attachments hereto.

| Bid Item | Description | Pricing Method | Amount |
|---|---|---|---|
| 001 | Base Bid | Lump Sum | $1,569,967.00 |

**(Price Excludes All Applicable Taxes)**

**Pricing is based on shipments starting Jul 2026, and ending Jul 2027. Any dates to the contrary will be subject to a change in pricing.**

**Bid Item 001 - Base Bid - Includes the following:**

- Includes ASTM A615 Grade 60 Black Domestically Produced Reinforcing Steel F.O.B. jobsite.
- Includes Bar Supports per CRSI Manual of Standard Practice.
- Includes 387 SETS Lenton Formsaver Couplers.

**FORMSAVERS FOR FUTURE CONSTRUCTION -- DETAIL 0315-253**

**BASE MAT**
#10 FEMALE STRAIGHT X 6"-5" WITH COUPLER & FLANGE = 283 PCS
#10 FEMALE STRAIGHT X 8'-4" WITH COUPLER & FLANGE = 283 PCS

**WALLS**
#8 FEMALE STARIGHT X 4'-1" WITH COUPLER & FLANGE = 208 PCS- 20,231 LBS INCLUDED IN THE ESTIMATE WEIGHT

## Assumptions:

**NUCOR ASSUMPTION ADD:**

EXTEND AGS BASIN VERTICALS DOWN TO THE FDN MAT @ 4'-0" ON CENTER: **(ADD 2.81 TONS )**

DETAIL 0330-005 "WHERE THE DOWEL LENGTH INDICTAED ON THE DRAWINGS IS GREATER THAN REQUIRED LAP, WALL VERTICAL RENFORCING MAY BE EXTENDED DOWN TO THE TOP OF SLAB.

GC & THE IRONWOKERS WILL WANT THIS FOR SAFETY REASONS TO HOLD THE WALL MAT UP. ALL VERTICALS ARE #8@6" ON CENTER.

## Typical Exclusions:

Mesh or mesh supports, weldable reinforcing, dowel bar substitutes or formsavers, precast or prestressed items, smooth bars, Diamond dowels, spirals, MMFX, stainless steel, site work, miscellaneous site structures, eletrical duct banks or composite reinforcing UNO, detailing under supervision of a registered engineer, unloading and hoisting material, supports for bottom bars in foundations and S.O.G., caisson / piling reinforcing, construction joint dowels, additional reinforcing at any openings not shown on structural drawings, masonry reinforcing except dowels poured in concrete, BIM and 3D detailing, any items not shown and specifically called out on the design drawings. Any Standees under 12"s will be considered an accessory
shown and specifically called out on the design drawings.

## Job Specific Exclusions:

EXCLUDE ELECTRICAL DUCTBANKS -- DWG E00.044 (TYPICAL)
EXCLUDE GALVANIZED #4 BARS -- DWG S00.503 DETAIL 0315-201 (NONE INDICATED)

## Drawings:

**STRUCTURAL**
S00.001,002,501,502,503,504,505,506,507,508,509,510,511,512,513,514, S33.301,501,502, S34.201, S35.201,202,203,204,205,206,207,208,209,210,301, 302,501,502, S36.201,202,301, S90.201, S94.201,202,203- DATED JULY 2025 **ISSUED FOR CONSTRUCTION**

**Addenda**:ADDENDUM NO.1

**Specs:** SPEC SECTION 03300 CAST-IN-PLACE CONCRETE

## Pricing:

Payment Terms: Net 30 Days, subject to on-going review/approval.

For lump sum proposals, the above values given are an approximation based on plans and specifications as provided, and are not to be used to calculate a unit price.

NUCOR®
REBAR FABRICATION

| Project: | Date: |
|---|---|
| PJ132412A - M | 5/20/2026 |
| **Escalation Date:** | **Quote Valid Thru:** |
| 3/31/2027 | 5/27/2026 |

**Nucor Rebar Fabrication South LLC**
Frostproof - 863.608.5228
22 Nucor Drive
Frostproof, FL 33843

Attn: **Christian Schultz**
Company: PCL
Project Name: MANATEE COUNTY SERWRF
City, State: Bradenton, FL

Change order pricing will be at the current market price plus freight and, $100.00 per hour for additional detailing and / or estimating.

For unit price proposals, any weights shown are for information only and are not to be used for a lump sum price.
Redetailing / Estimating for change orders at $100.00 / hour plus applicable tax.

## Escalation:

Rebar prices are firm for material delivered by March 31, 2027. Beginning April 01, 2027 add $40.00 per ton for every three months for material delivered thereafter.

The price adjustment provided in this contract is independent of and provision in any State or Federal DOT program for steel escalation.
This proposal and any contract formed as a result of this proposal is not subject to any upward or downward price adjustment provided for by any State or Federal DOT provision for steel escalation unless otherwise stated herein.

## Freight:

A charge of $650.00 per load will apply after the first (75) loads.
Quote is based on full truck load quantities (36,000 lbs). All deliveries that fall short are subject to an additional freight charge.
Any deliveries requested outside delivery times (Monday-Friday 6am - 3pm), excluding holidays are subject to an additional charge.
All returned/cancelled deliveries are subject to a re-delivery fee to be determined at the time of re-shipment.
Trailers will not be dropped at jobsite unless agreed upon at time of sale.
Nucor Rebar Fabrication reserves the right to add a fuel surcharge during the length of the contract due to rises in fuel costs.
Deliveries: 2 hours waiting time with buyer to unload, additional detention time @ $200.00 per hour.
Trailers will not be dropped at jobsite unless previously agreed to by buyer and seller prior to entering into a contract.

## Conditions:

Prices are offered for acceptance within 7 days of the date noted above, after which this proposal is null and void.
Change Orders between buyer and seller will be resolved within 45 days, otherwise accepted as written.

NUCOR® REBAR FABRICATION

| Project: | Date: |
|---|---|
| PJ132412A - M | 5/20/2026 |
| **Escalation Date:** 3/31/2027 | **Quote Valid Thru:** 5/27/2026 |

**Nucor Rebar Fabrication South LLC**
Frostproof - 863.608.5228
22 Nucor Drive
Frostproof, FL 33843

Attn: **Christian Schultz**
Company: PCL
Project Name: MANATEE COUNTY SERWRF
City, State: Bradenton, FL

## TERMS AND CONDITIONS OF SALE

**Terms of Sale:** Payment Terms – Subject to on-going credit approval: Net 30 days from date of invoice. Interest will be charged on all past due balances per the maximum rate allowed by law. Legal fees and costs will be paid as awarded to the prevailing party in the event of a legal dispute. Seller reserves the right to stop Work or demand security as required. Buyer agrees to pay Seller in accordance with the escalation policy as specifically identified in this proposal. "Work" is hereby defined as the performance of all work as listed above and included in any accepted Agreement, plus any changes, acceleration/out of sequence work, damages, escalation and costs incurred for the cause or benefit of Buyer or others.

**Acceptance:** Prices of individual bid items are subject to renegotiation if Buyer elects not to accept this complete proposal as presented. If Seller is requested to proceed with the work prior to the execution of a mutually agreed Contract, or if the work is completed prior thereto, the Terms and Conditions herein shall govern pending said Agreement. No assignment of this proposal shall be made without our prior written consent. We reserve the right to sublet portions of our Work.

**Schedule:** Seller's price is based upon detailing, fabrication, and placing on a normal 5-day, Monday to Friday, 40 hour work week, daylight hours unless explicitly noted on the face hereof. Performance will be based on bid documents as provided for tender and industry standards/CRSI. Schedule and schedule changes to be mutually agreed. Buyer to provide Seller (48) hours' notice of cancellation or modifications to schedule deliveries, Buyer agrees to provide adequate notice for workmen required at the jobsite and sufficient work for at least one full shift. Detailing submittals will be sequenced in a manner appropriate to the construction schedule.

**Back Charges/Shipping Discrepancies:** No charges for labor or materials furnished by the Buyer shall be allowed as a credit unless authorized in writing by Seller within ten (10) days of said occurrence. After a twenty four (24) hour period, all loads will be assumed to be verified.

**Safety:** Buyer will provide at no cost to Seller, general jobsite conditions conforming to OSHA standards and local governing authorities, including, but not limited to, adequate protection to ensure the safety of those working above reinforced steel as required, furnishing and installation of rebar safety caps or other OSHA compliant impalement hazard protection as required; Detection of/protection from underground and other utilities; Safe access, signage and other required warnings, flagging, barriers/barricades, general site and task lighting as required; Shoring, fall-protection anchorage points, walkways, approved scaffolding and staging in place as required, trenches, rails, snow and ice removal, all weather truck access; safe access to points of storage and work, etc. all as required.

**Insurance:** General Liability insurance will be provided solely for work performed by Seller and/or its engaged parties. Seller is not providing insurance for any liabilities that exceed Seller's responsibilities and/or liabilities. Additional insured Endorsements may limit liabilities to those assumed under the Agreement and exclude Professional Liabilities. XCU, subsidence, Professional Liability, Aircraft, Pollution Liability and mold coverage are excluded as not applicable to this trade. A broad coverage manuscript policy is provided in lieu of ISO descriptions and forms. Additional coverage or alternate requirements not set forth herein are subject to mutually agreement, availability, and any additional costs. Self-insured limits must be accepted as provided and any related security substitution requirements waived. Seller excludes Builders Risk Insurance and return receipt-requested notices for all certificates of insurance. Compliance requirements for any hired sub-contractors are subject to availability.

**Project/Owner Information:** Contractor agrees to provide Seller with any pertinent Project/Owner information, as reasonably requested.

## CONDITIONS OF SALES EXCLUDED

**"Pay if paid" or "Pay when paid"** conditions precedent for all properly completed work, including base scope of work, changes, acceleration/out of sequence work, damages, escalation and costs incurred for the cause or benefit of Buyer or others("Work"); Retention exceeding the rate withheld by Owner; Retention on F.O.B. items.
**Indemnification**, claim, and defense liabilities, responsibilities or damages exceeding any proportionate extent of cause by Seller's active negligence or willful misconduct.
**Minority**, DBE, DVBE, SBE, WBE and other special hiring status content, affiliation, or contribution to such requirements.
**Risk, liabilities** and responsibilities arising from existing conditions and preceding work exceeding visual inspection, including, but not limited to, field measurements, surveying, layout, forming and materials supplied by others; Costs arising from differing conditions and/or requirements from plans or drawings or bar lists provided for performance.

**Design engineering** and related Professional Liabilities and responsibilities; Costs and damages due to varying conditions and requirements.
**Waiving any rights** of dispute or redress; Costs/risks of claims against Owner for undisputed portions of our Work.
**Forms and information** requirements not mutually agreed; Unconditional forms of release in advance of receipt of funds; Releases that fail to exclude pending changes, unpaid balances, and retention as applicable; Releases for claims unrelated to payment for work performed; Non-conforming forms of waivers and releases within States that provide Statutory release language.

**Reports, waivers**, and other forms and contractual obligations related to bulk suppliers to our inventory stock who do not have lien rights.
**Warranties** exceeding Seller's scope of responsibilities or one (1) year; Guaranties of work performed by others; any forms of warranties, express or implied, of merchantability or fitness for purposes intended.

**Risks and responsibilities** for equipment and/or employees of Buyer or others providing services, or manning equipment used in connection with, but not within, Seller's scope of Work.

**Liquidated and delay damages** exceeding actual damages incurred, our scope of responsibility and/or our proportionate extent of cause, and for Force Majeure; Property damage, remedial work and/or replacement of Work and the work of others to the extent made necessary by others or Force Majeure.
**Increased labor and material** costs and/or damage in the event of project suspension or delay.
**General Liability** credits for any wrap-up insurance programs.
**Prime contract terms**, conditions, and scope in addition to, and/or in conflict with, a mutually agreed contract and Seller's scope of work and responsibilities as described herein.

Reports, submittals and data requirements not applicable to our trade, reasonably required or mutually agreed; Release of proprietary or other confidential information and records as governed by the U.S. Security and Exchange Commission rules for a publicly traded company.
**Any portion of fines or penalties** exceeding the extent of cause by Seller; Any increased, surcharged or escalated portion of fines incurred by Buyer.

ANY ATTACHMENTS HERETO, CONTAIN IMPORTANT TERMS AND CONDITIONS THAT ARE PART OF THE PROPOSAL AND OF ANY CONTRACT RESULTING THEREFROM. PLEASE READ ANY ATTACHMENTS HERETO.

The above Proposal is accepted
Customer: Christian Schultz
Company: PCL

BY: Nucor Rebar Fabrication South LLC
Salesperson: Mike Xeroteres
Email: Mike.Xeroteres@nucor.com
Cell: 863.608.5228

Signature _____ Signature _____

Print Name _____ Print Name _____

Date _____ Date _____

**ATLANTIC CONCRETE WASHOUT, INC. CUSTOMER PROFILE & pricing agreement,**
**wayneh@acwncw.com 352-345-9502,, wayne hutchins**

**Atlantic concrete washout southern.. 16877 E Colonial dr suite 410 Orlando fl**

## JOBSITE INFORMATION-☐Roadway ☐Residential ☐Commercial

| Job site name | JOB #:<br>PO #: | TODAY'S DATE |
|---|---|---|

| JOBSITE STREET ADDRESS | CITY | STATE | ZIP |
|---|---|---|---|

| JOBSITE CONTACT NAME/PHONE | JOBSITE CONTACT EMAIL |
|---|---|

## CUSTOMER INFORMATION

| LEGAL COMPANY NAME | | | |
|---|---|---|---|
| STREET ADDRESS | CITY | STATE | ZIP |
| **BILLING ADDRESS (IF DIFFERENT)** | CITY | STATE | ZIP |

| MAIN PHONE NUMBER | MAIN FAX NUMBER | FED TAX ID# |
|---|---|---|
| NAME OF PRIMARY BILLING CONTACT | BILLING EMAIL | BILLING CONTACT'S PHONE NUMBER |

ADDITIONAL BILLING EMAILS

## *Payment Information-Please see attached*

## PRICING INFORMATION

| **CONCRETE WASHOUT SERVICE** ☒ | **WASHOUT SERVICE** ☐ | **ADDITIONAL SERVICES/CHARGES** |
|---|---|---|
| BIN DROP or SWAP or PICKUP: (PER BIN PER SERVICE)<br>**$395.00** | | To avoid incurring a dead run or trash fee please make sure that the container is free of trash and other unauthorized materials and the path to the container is clear.<br><br>IF THERE IS TRASH IN YOUR CONTAINER AT THE TIME OF PICKUP YOU WILL BE CHARGED WITHOUT EXCEPTION. |
| BIN PUMPOUT – WATER<br>**395.00,,**<br>Free if on site | BIN PUMPOUT – SLURRY<br>:<br>*Slurry is any liquid material placed into washout container other than normal water. | TRASH OR OTHER UNAUTHORIZED MATERIALS IN CONTAINER:<br>**$395.00** |
| BIN RELOCATE: **395.00 NC if on site** | | DEAD RUN:<br>**$395.00** |
| BIN USAGE FEE: **$95.00** | | SAME DAY/NIGHTS/WEEKENDS/SOLID/OVERSIZED/OVERLOAD:<br>**$350.00** |
| BIN USAGE FEE PERIOD**: MONTHLY** | | ENVIRONMENTAL SERVICE FEE: **$25.00**per bin/service |
| MILES TO JOB SITE FROM NCW YARD:<br>**50m** | | **OVERLOADED/OVERSIZED/SOLID** |
| FUEL SURCHARGE: **14%** | | **CONTAINER OVERLOADED MORE THAN 1" OVER THE TOP EDGE OR EXCEEDS 30" IN ITS LARGEST DIMENSION**<br>**$350.00** |
| ADDITIONAL INSTRUCTIONS:<br>Stand By Time: Every 15 minutes our driver has to wait to perform service we will charge you **$50.00** | | **10 wheel roll off trucks are equipped to vacuum out 4" of standing water which is equivalent to 300 gallons. If there is more than 4" of standing water, a separate vacuum truck will need to be dispatched and an additional charge will be invoiced.** |

## GREEN BUILDING/LEED INFORMATION (ONLY REQUIRED FOR GREEN CERTIFIED DOCUMENTATION)

**IS THIS PROJECT A GREEN BUILDING/LEED PROJECT? YES ☐ (Please complete the info below) NO ☐**

**WEIGHT TICKET REQUIRED? YES___ (if yes, each weight ticket will be an additional $50.00) NO___**

| LEED AP OR AUTHORIZED REP | E-MAIL ADDRESS |
|---|---|
| PHONE NUMBER | FAX NUMBER |

## AUTHORIZED SIGNATURES

Conditions: **PLEASE READ ENTIRE AGREEMENT CAREFULLY Payment terms are Net 30 day upon credit approval. Balances carried past the due date or over established credit line will cause your account to be placed on hold and no service will be performed until account is brought up to date. The customer hereby agrees to pay all collection and legal fees if such action be necessary, as well as any Non-sufficient fund charges as allowed by law in the event of a returned check. By signing below I affirm that I have read these conditions and hereby agree to them.**

| ATLANTIC/NATIONAL CONCRETE WASHOUT SALESPERSON (PLEASE PRINT) | ATLANTIC/NATIONAL CONCRETE WASHOUT SALESPERSON (SIGNATURE) | DATE |
|---|---|---|
| Wayne Hutchins | KWH | |
| AUTHORIZED CUSTOMER (PLEASE PRINT) | AUTHORIZED SIGNATURE (SIGNATURE) | DATE |
| | | |

ATLANTIC CONCRETE WASHOUT, INC. NATIONAL CONCRETE WASHOUT

# NEW PAYMENT OPTIONS

4 payment options are available for your invoices for our company.

1. Make payment online when any invoice is sent to your email, by options given.

2. Pay by ACH using our bank account-Please email Donnag@acwncw.com for bank information, remittance information must be emailed to same email to apply payment correctly.

3. Set up E-check option which is a payment that will be withdrawn directly from your bank account, at your time frame, determined by an email by you, once you have reviewed your invoices. E-mail Donnag@acwncw.com for a one-time set up to keep your information secure.

4. Pay by check and mail to address on invoice.

All payments are Net 30-day terms.

# US AMERICAN CONCRETE

7000 NW 53 TERRACE
MIAMI, FL 33166
PHONE: (786)255-8624
WEBSITE: usamericanconcrete.com
EMAIL: pump@usamericanconcrete.com

# SERVICE PROPOSAL

Customer: PCL WIG
Attention: CHRISTIAN SCHULTZ
Address: 1 N. DALE MABRY
City: TAMPA State: FL Zip-Code: 33609
Phone: 813-493-7727 Email: ceschultz@pcl.com b.naramore@pcl.com

Date: 10-28-25 Quote Valid: 10-28-25
Jobsite Name: SEWRF CAPACITY IMPROVEMENTS PHASE B
Jobsite Address: 3331 LENA RD.
City: BRADENTON State: FL Zip-Code: 34211

| PUMP | $/HOUR | $/YARD | PUMP | $/HOUR | $/YARD |
|---|---|---|---|---|---|
| 2" Trailer Pump | $119.00/Hour | $3.99/Yard | | | |
| 3" Trailer Pump | $144.00/Hour | $4.25/Yard | 47 Meter (150') | $179.00/Hour | $2.99/Yard |
| 3"-5" HP Pump | $179.00/Hour | $4.29/Yard | 52 Meter (170') | $229.00/Hour | $3.29/Yard |
| 28-32 Meter (95'-105') | $129.00/Hour | $2.49/Yard | 58 Meter (190') | $269.00/Hour | $3.99/Yard |
| 34 Meter (115') | $135.00/Hour | $.2.59/Yard | 61 Meter (200') | $299.00/Hour | $4.29/Yard |
| 36 Meter (120') | $139.00/Hour | $2.69/Yard | 65 Meter (220') | $395.00/Hour | $6.00/Yard |
| 40 Meter (135') | $149.00/Hour | $2.89/Yard | 70 Meter (230') | $450.00/Hour | $6.50/Yard |
| | | | 75 Meter (245') | $500.00/Hour | $7.00/Yard |

**Notes:**

**PLACING BOOMS, REMARKS, DESCRIPTIONS, DIRECTIONS, MISCELLANEOUS**

1) 200' standard system with 2", All 3"-5" system billed at $3.00 per linear foot. (Additional labor required) 2"over 200' will be billed at $3.00 per linear foot
2) Primer Pack at $25.00 required for all pumps.
3) Helper priced at $75.00/Hour per man.
4) There will be an additional 12% Fuel Surcharge on the total invoice of all concrete pumps.
5) There is a 4-hour minimum, and 1-hour travel for all concrete pumps.
6) There is a $5,000.00 minimum charge for all 70-meter and 75-meter orders.
7) There will be an additional 20% charge on the total invoice of all concrete pumps for certified payroll jobs, CCIP and OCIP.
8) US American Concrete finishing square footage prices are based on 8-hour days per man. Overtime beyond 8 hours will be charged at the straight hourly overtime rate.
9) US American Concrete to finish one standard stair in square foot finishing pricing. All additional stairs and stairs not poured with slab to be billed separately, by the man.

**Payment Terms: Paid Upon receipt of Invoice.**

**This proposal includes the following conditions:**

a) Accepting a copy of this proposal without signing it and placing a future order constitutes acknowledgement and acceptance of all terms and pricing on the latest quotation.
b) Customer will designate an area for prime-out and clean-up of pumps. US American Concrete will not be responsible for clean-up as a result of failure to have such area designated or from concrete mixer driver overfilling pump hopper.
c) Customer is solely responsible for protecting/cleaning the jobsite surroundings in case of concrete splatter, over spray, and/or blown concrete hoses, etc. US American Concrete is not responsible for protecting/cleaning finished walls, decks, slabs below the ones being finished or any other exposed surfaces.
d) Protection of finished deck and stairs is the responsibility of the contractor.
e) Customer is solely responsible for ordering, bumping, halting delivery on the concrete to the job as well as late arrival of concrete, un-pumpable mix designs, and assumes all responsibility for addition of water while on the jobsite and respective concrete strength designs.
f) Contractor to provide protection on metal railings when pouring stairs.
g) Beams and upturn beam greater than 2' are considered vertical pours. Vibration in these areas is the responsibility of the contractor.
h) Rebar/electric chair or conduit spacing must be greater than 2" for proper vibration and penetration of aggregate.
i) Contractor to provide 2' walkway around perimeter of all working decks for proper edge/ depression finishes for access and safety.
j) Contractor to supply light for all early/late pours.
k) All Saturday, Sunday, or Holiday pours will be charged an additional $99.00 per hr.
l) Contractor to provide adequate access for the pump truck to the nearest point of placement. US American Concrete will not be responsible for damage to the property line inside the curb line.
m) All tows and parking to paid by customer due to improper jobsite pump access or terrain.
n) 2-hour notice of cancellation required for all orders. If timely notice is not given, 4-hour minimum will be charged, regardless of reason.
o) Contractors to have his authorized representative on deck throughout the pour. Contractor will also provide a man to back up the mixer truck to the hopper when necessary. Contractor to supply water, water hose, and a man on deck to wet deck ahead of pour.
p) The company is not responsible for weather damaged slab or damage to the slabs caused by others. US American Concrete will do its utmost to correct such problems. However, contractor agrees to pay prevailing hourly rate per man and supply all necessary approved materials or reimburse US American Concrete.
q) Contractor agrees that US American Concrete reserves the right to perform its own repair work and further agrees to give US American Concrete 72 hour notice to properly inspect and commence any repair. Any back charges for repairs performed by others will not be accepted unless prior written and time the notice is given. In any event, contractor agrees that back charges are not to exceed US American Concrete's finishing bill for that day.
r) US American Concrete is not responsible for layout field measurements supplied by others. Contractor's representative will schedule billing square footage 24 hours prior to the pour. However, if actual square footage is greater, contractor will be billed the difference and quality of work will not be guaranteed.
s) Contractor to provide hoisting of all equipment to and from all deck decks.
t) Contractor to provide fall protection and guard rails on all elevated pours. Contractor assumes all fines from failure to provide such.
u) The contractor agrees to follow all OSHA regulations pertaining to providing a safe work environment. Contractor agrees to pay all municipal and OSHA fines that may be incurred by US American Concrete as a result from the failure of contractor to provide this safe work environment.

# SERVICE PROPOSAL


**US AMERICAN CONCRETE**
7000 NW 53 TERRACE
MIAMI, FL 33166
PHONE: (786)255-8624
WEBSITE: usamericanconcrete.com
EMAIL: pump@usamericanconcrete.com


| **This quotation supersedes all prior agreements or understandings written or oral. The contractor whose name appears above accepts receipt of these prices and acknowledges acceptance of the conditions above. Accepting a copy of this proposal without signing it and placing a future order constitutes acknowledgement and acceptance of all terms and pricing on this quotation.** | |
|---|---|
| Contractor Name: | Prepared By: JOHN SMALLWOOD |
| Contractor Signature: | Prepared Date: 10-28-25 |
| Date: | |

V.01/19

QUIKRETE
What America's Made Of
CONSTRUCTION MATERIALS

Quote Number: **Q10038130-0**
Created On: 11/3/2025
Quote Expires On: 12/3/2025

**Project:** **Manatee Co. SEWRF Imp Ph B**
Project Address: ,

Estimated Start Date: 1/1/2026
Project End Date: 1/31/2027

Customer Service:
Sales Office Address: ,

**Account**: **PCL CONSTRUCTION INC**
Account Number: 18042
Contact: Bill Naramore
E-mail: wenaramore@pcl.com
Phone: 813-425-1459

## MATERIAL PRICING

| Item Code | Description | Quantity | Unit Price |
|---|---|---|---|
| **35CNX309** | **3500 PSI Regular - CMD3, add fiber CMD4**<br>*Escalator of $8.00 effective 4/1/2026 recurring every 6 months* | 250 CY | $160.00 |
| **35CNX309H** | **3500 PSI Regular w.hrwr - CMD3, add fiber CMD4**<br>*Escalator of $8.00 effective 4/1/2026 recurring every 6 months* | 1 CY | $164.00 |
| **30SNG515** | **3000 PSI Coarse Masonry Grout ASTM C476**<br>*Escalator of $8.00 effective 4/1/2026 recurring every 6 months* | 1 CY | $160.00 |
| **40SNX590** | **4000 PSI Small Rock Pump Mix - CMD1**<br>*Escalator of $8.00 effective 4/1/2026 recurring every 6 months* | 250 CY | $171.00 |
| **40SNX590H** | **4000 PSI Small Rock Pump Mix w.HRWR - CMD1**<br>*Escalator of $8.00 effective 4/1/2026 recurring every 6 months* | 1 CY | $175.00 |
| **45CNX653** | **4500 PSI Regular - CMD1 & CMD2**<br>*Escalator of $8.00 effective 4/1/2026 recurring every 6 months* | 1 CY | $173.00 |
| **45CNX653H** | **4500 PSI Regular w.hrwr - CMD1 & CMD2**<br>*Escalator of $8.00 effective 4/1/2026 recurring every 6 months* | 500 CY | $177.00 |
| **50SNX532** | **5000 PSI Small Rock pump Mix - CMD2**<br>*Escalator of $8.00 effective 4/1/2026 recurring every 6 months* | 1 CY | $177.00 |
| **50SNX532H** | **5000 PSI Small Rock Pump Mix w.hrwr - CMD2**<br>*Escalator of $8.00 effective 4/1/2026 recurring every 6 months* | 1 CY | $180.00 |
| **40GNG9** | **Pump Primer Grout**<br>*Escalator of $8.00 effective 4/1/2026 recurring every 6 months* | 1 CY | $250.00 |

## SUNDRIES AND SURCHARGES

| Item | Comments | Price | Unit |
|---|---|---|---|
| **ENVIRONMENTAL FEE PER CYD** | ENVIRONMENTAL FEE PER CYD | $1.50 | PCY |
| **FUEL FEE PER CYD** | FUEL FEE PER CY | $6.00 | PCY |
| **MIN LOAD NO CHARGE** | | $0.00 | CY |
| **MIN LOAD NO CHARGE** | | $0.00 | CY |
| **Additional Products & Services** | | | |
| **FIBER 1.5 LBS PER YARD** | | $10.50 | PCY |
| **PUMP PRIMER FEE** | | $250.00 | EA |
| **XYPEX C-500 NF RED WP** | | $75.00 | EA |
| **2.0 GAL ECLIPSE FLOOR 200 SRA GCP** | | $50.00 | PCY |
| **ICE LB** | | $1.25 | LBS |

| | |
|---|---|
| Quote Number: | **Q10038130-0** |
| Created On: | 11/3/2025 |
| Quote Expires On: | 12/3/2025 |

| | | | |
|---|---|---|---|
| **Concrete Testing Fee** | Concrete Testing Fee will be needed for if ASR or Shrinkage testing is required. | $1,500.00 | EA |

**Respectfully,**

**FL- Sarasota**

**Sales Rep:** # Ronald.Hurn
**Phone:**
**Email:** Ronald.Hurn@quikrete-readymix.com

**Customer Acceptance**

**Signed by:**

**Date:**

__*Taxable* __*Tax Exempt (Attach Certificate)*

Quote Number: **Q10038130-0**
Created On: 11/3/2025
Quote Expires On: 12/3/2025

## CLAUSES

In the event of material shortages from our supplier(s), to meet the demand of the project schedule, we are advising you in advance that a price adjustment may be required. You will be notified. Please make the necessary budget adjustments as we move forward with your project. Any questions related to this please contact your salesperson and we will be glad to discuss.

## Terms and Conditions

1. This quotation is void unless accepted within 30 days from the date hereof and unless continuous shipment is started within 30 days from date of order.
2. If during the life of a contract set forth by this proposal, the purchaser's financial responsibility or credit standing becomes impaired or his method of paying accounts become unsatisfactory to the seller, the seller reserves the right to require the purchaser to make payment in advance or give satisfactory security or guarantee that the invoices will be promptly paid when due and if the purchaser fails to do so, the seller reserves the right to cancel the contract.
3. The prices quoted herein will be increased to cover any municipal, county, state, or federal tax levied after the date of this quotation.
4. Ready-mix concrete is charged to the purchaser's account when loaded into the truck at the seller's plant and is not returnable for credit.
5. This quotation and the prices quoted herein shall be valid only as to concrete delivered for the performance of the original scope of work in the purchaser's contract to which this quotation pertains. As to any work added to the purchaser's contract, seller shall have the right to negotiate the price, and conditions thereof, or to cancel the contract as to such work.
6. Prices and quantities are based on the wet volume at the time of discharge from the delivery truck.
7. Prices quoted herein are for delivery between the hours of 8:00 a.m. and 6:00 p.m., Mondays through Fridays. Additional charges may be made for delivery during other than the hours noted above, or on Saturdays, Sundays and Legal Holidays. Prices for overtime or holiday deliveries will be quoted on request.
8. The purchaser agrees to give the seller reasonable notice of the time and rate of deliveries. All deliveries will be made on the best of the seller's ability and dispatch, but no claims will be allowed because of delay in delivery.
9. It is understood by purchaser that seller must purchase materials from sources which are occasionally limited, and the inability of seller to obtain such materials shall excuse seller's obligation to furnish any concrete committed hereunder which requires use of such materials.
10. The seller will not be liable for failure to make delivery when prevented by strikes, or any other labor trouble, accidents, or necessary repairs to machinery, fires, floods, or by acts of God, including but not limited to any causes beyond the seller's control.
11. The seller agrees to make delivery to the most accessible point over suitable roadways provided by the purchaser. The purchaser assumes all liability for damage to sidewalks, driveways, or other property, incurred as a result of deliveries beyond the curb line. Seller reserves the right to refuse to make delivery where such delivery may damage seller's truck.
12. An unload period of 5 minutes per cu. yd. will be allowed at the job site, based from the time the truck arrives at the job site. Trucks held in excess of the allowable unloading time may be billed to the purchaser.
13. Purchaser is allowed one piece load to complete a given pour; otherwise, charge will be made for trips of less than full loads.
14. Cement shall be Type 1L or Type I / II regular Portland cement, seller's option, unless specifically noted above. Variations from this type will be quoted on request.
15. Quikrete Construction Materials makes no warranty except that the concrete furnished will meet the strength requirements for the project as set forth in the contract documents. All other warranties whether express or implied are hereby rescinded. This express limited warranty may not be modified or expanded unless done so in writing and signed by an officer of the company, and no agent of the company has authority to modify this limited warranty by oral representation or otherwise.
16. PURCHASER'S REMEDY FOR ANY BREACH OF CONTRACT OR WARRANTY HEREUNDER SHALL BE LIMITED, at seller's option, to the furnishing and delivery of replacement concrete, or a refund of the contract price. Purchaser shall only be entitled to and seller shall only be liable for replacement or refund, as outlined above.
17. The brand of cement used will be seller's option.
18. The seller agrees to use admixtures in accordance with the manufacturer's recommendations or as amended by the architect's or engineer's specifications, but will not assume any responsibility or the effect of such admixtures on the concrete before or after delivery.
19. All concrete shall be batched, mixed and delivered in accordance with requirements of ASTM Specifications C - 94 for ready-mixed concrete. Cement and aggregates shall meet the requirements of the applicable ASTM and AASHTO standard or specifications.
20. The purchaser's use of the prices quoted hereby, or any later modifications thereto agreeable to both parties, in submitting any quotation or bid to others, shall constitute an acceptance of the offer made hereby, with all terms and conditions stated herein. To the extent any purchase order thereafter issued by purchaser is inconsistent herewith, this quotation shall govern the obligations of the parties.
21. The seller is not responsible for the slump, strength or quality of any concrete to which water or any other material had been added by the purchaser of his agent or at his request. The seller has no control over the placing or handling of concrete after unloading and will not be responsible for placement, finishing, initial and final curing, placement of joints at proper spacing, and any aesthetic concerns/issue's (such as cracks, discoloration, etc.) that may arise in the plastic and hardened state where the concrete has been used or is used.
22. Designs for ready-mixed concrete will be made to produce 27 cu. ft. yield per cu. yd. and the specified strength. The seller does not assume liability in connection with any design by other than the seller to produce 27 cu. ft. yield or specified strength.
23. Cost of testing is to the account of the purchaser.
24. Any stated or implied guarantee of concrete strength by the seller is contingent on all concrete testing work and subsequent evaluation of concrete test results being performed by the purchaser in full compliance with all provisions in the applicable ASTM, AASHTO and ACI standard or specification. No cost of any concrete testing is for the account of the seller except as may be required in referenced standards or specifications.
25. ARBITRATION AND CLASS ACTION WAIVER: In the event of any dispute, claim, question or disagreement ('Claims") arising from or relating to the transactions contemplated hereby, the parties agree to consult and negotiate with each other and attempt to reach a just and equitable solution reasonably acceptable to both parties. If the parties do not reach such a solution within a period of 60 days, then, upon written notice by either party to the other, all disputes, claims, questions or differences shall be finally settled by arbitration administered by the American Arbitration Association in accordance with the provisions of its Construction Industry Arbitration Rules. Such arbitration shall proceed solely on an individual basis without the right for any Claim to be arbitrated on a class action basis or in a purported representative capacity on behalf of others. The arbitrator's authority to resolve and make written awards is limited to Claims between the parties alone. Claims may not be joined or consolidated unless agreed to in writing by all parties. No arbitration award or decision will have any preclusive effect as to issues or claims in any dispute with anyone who is not a named party to the arbitration. Notwithstanding any other provision in these Terms and Conditions, and without waiving either party's right of appeal, if any portion of this 'Arbitration and Class Action Waiver" provision is deemed invalid or unenforceable, then the entire provision (other than this sentence) shall not apply.
26. Except to the extent required by applicable law or regulation, purchaser agrees to keep this quote and the price quoted herein confidential and shall not publish, make available or otherwise disclose this quotation or the price quoted herein to any third party except in connection with the sale or prospective sale of purchaser’s goods, materials or services.

# PROPOSAL

American Blue Star Reinforcing
17633 Gunn Hwy #170
Odessa, Fl. 33556
Phone: (813) 733-1987

Date: 11/10/2025
Contact: Doug Jordan
Cell: (813) 733-1987
djordan@absreinforcing.com

Proposal: DJ401-25FL R

To: PCL Construction Inc.
Address:

Project:

Lake Manatee WTP Phase B

Attention: Bill Naramore
Phone: 813-425-1459
Email: WENaramore@pcl.com

# SCOPE OF WORK

This Agreement is between American Blue Star Reinforcing (hereinafter called "Subcontractor") and PCL (hereinafter called "Contractor") and is subject to the terms and conditions as follows:

Furnish Labor to install reinforcing steel for the above-referenced project, all in accordance with the Structural drawings and specifications from the Following: Bid Submittal set of plans Dated APRIL 2023

The Contractor agrees, in consideration of the performance of this agreement by the Subcontractor, to pay, or to cause to be paid to the Subcontractor, sums of money computed as follows:

| | |
|---|---|
| **Unit Price Install Reinforcing.** | 555 / Ton |
| **Unit Price Install Reinforcing Pipe Encasement** | 1200 / Ton |
| **Unit Price Supply Reinforcing** | 1338 / Ton |

*Taxes not Included*

*Prices are based on shipments starting April 1 2026, Prcies maybe subject to increase thereafter.Any increases will be based on and equal to the amount of the mill increases.*

Unless agreed otherwise, it is understood that the work will be performed during a **40** hour work week (i.e., Monday through Friday - 8 hour day). If additional time or premium time or an acceleration is required to complete the work, through no fault of Blue Star, Than contractor is responsible to pay all premium at an additional rate of **$75** per hour

Proposal is only valid for 15 days from the date of the proposal. After this date the proposal will be subject to reconfirmation by the seller and repricing based on market conditions.
If ABSR recieves LOI from PCL than ABSR reserves the right to review all aspects of project scope, schedule, constructability, ect. with PCL before official acceptance of such LOI.
*ABSR = American Blue Star Reinforcing*

**ABSR Condsiderations:**

1) Project wage rates are not based on Local Davis Bacon
   If it is determined that a prevailing wage is other than above mentioned, than ABSR reserve the right to be compensated for the diffrence of the prevailing & bid wage if needed.
2) No badging or permit fees.
3) ABSR to be given access to Suppliers shipping and release log as well as submittals status.
4) ABSR to be paid its monthly progress billing in full 30 days from Invoice date
5) ABSR to be paid its final contract and retention (If Held) in full after 30 days upon the final Invoice date.
6) Retention to be 5%
7) Pour breaks and sequence to be mutualy agreed upon.

**Specific Exclusions**

1) Augercast Piles
2) Site Walls or Site work
3) Generator Pads
4) Crane Pad and Tie Backs
5) Sidewalk and electrical duct Encasements
6) Drainage Structures
7) PARKING
9) Male Formsavers

All other Exclusions see on page 5.

1 hour unloading time allowed per delivery, additional time will be charged at $150 per hour for each hour or portion thereof.

Rebar & PT Contract/Estimated quantities to be forwarded to Subcontractor before mobilization.
ABSR to be paid its contract in full every 30 days upon the final inspection and approval.
Contractor will provide grades, lines, and rigid templates.

# CONDITIONS OF AGREEMENT

1. Contractor agrees to give Subcontractor 24-hours notice for workmen at job site and schedule work for a full day.

2 Contractor agrees that all forms and templates will be in place before installation, except those forms or other materials that will hinder the installation.

3 Contractor agrees to establish all levels and datum lines, elevations, openings, and dowel outs.

4 Contractor will provide clear access roads and ramps for unloading of trailer/truck deliveries to within 50 feet of point of installation, and reasonable storage areas.

5 Contractor will provide grades, lines, and rigid templates.

6 Contractor will provide sanitary facilities.

7 Contractor will provide reasonable working areas, with proper scaffolding in place, where applicable.

8 Hoisting: the general contractor shall provide, at no cost to the Subcontractor, properly manned hoisting facilities for the hoisting or lowering of men, materials and equipment, including but not limited to, that hoisting or lowering required for unloading, distribution, and placement of pre-assembled units.

9 Contractor agrees to provide copies of all contract documents in quantities as reasonably requested by the Subcontractor at no cost to the Subcontractor.

10 Contractor agrees to provide copies of all shop drawings, bar lists, and receiving tickets for all materials necessary in the pursuit of this Subcontract in quantities as requested by the Subcontractor at no cost to the Subcontractor. Contractor shall allow Subcontractor rights to work with steel supplier directly, and agrees to do so by acceptance of this Proposal.

11 Working schedules to be made by mutual agreement of the Contractor and Subcontractor to conform to Contractor's master schedule. In event duration times are provided by Subcontractor, it is agreed that time starts only when work areas are provided ready to receive installation in all respects, in accordance with OSHA and State safety regulations.

12 Reinforcing steel will be bundled and tagged for each pour. Any and all revisions to be described, in writing by the Architect/Engineer.

## ***EXCLUDED BY SUBCONTRACTOR AND FURNISHED BY GENERAL CONTRACTOR***

1. Cost of inspection, testing, permits and/or fees.
2. Cost of performance and/or other bonds, all penalties, or liquidated damages.
3. Inserts, sleeves, smooth dowels, or threaded reinforcing steel or rods.
4. Cleaning, cutting, straightening or rework of existing reinforcing steel.
5. cutting, drilling, grouting, dry-packing, epoxying of reinforcing steel.
6. Burning of structural steel to pass reinforcing steel.
7. Liability against loss of reinfrocing steel due to strikes, accidents, water, flood or other acts of God, and the repair or replacement of same.
8. Protection, painting, greasing or wrapping of reinforcing steel or smooth dowels.
9. Fabricated reinforcing steel, or other permanent materials.
10. OSHA requirements for exposed reinforcing steel ends.
11. All welding and mesh wrapping.
12. Field bending of any reinforcing steel.
13. Blocking, chairing and/or pulling of wire mesh.
14. Hoisting or lowering of men and materials, including pre-fabricated units.
15. Support steel and concrete accessories for reinforing steel.
16. support steel and accessories for post-tensioning manterials.
17. Any applicable sales or use taxes.
18. All splicing devices.
19. Firm, level, sub-grade at elevation shown on drawings.
20. All dead men and cables for guying if required.
21. Separate pour watchman, or safety, quality, or traffic control personnel or the added cost of composite crew clean-up peronnel.
22. Disposal or removal of trash, debris, etc.
23. Installation of masonry steel above dowels.
24. Moving or double-handling reinforcing steel from lay-down yard.
25. Protective covering of stored steel, if applicable.
26. Removal, grinding and/or patching of staples, nails, bolts or any other device used for the placement of concrete reinforcement accessories.
27. Generally, all mechanical couplers and mesh are excluded unless a price is specifically addressed for those items.
28. Beam bolsters to run longitudinally with beam bottoms.
29. Site-Specific safety tools, clothing and/or orientations to be provided or paid for by the General Contractor.

# ***EXECUTION***

NOW, THEREFORE, the Contractor accepts the above Subcontract Proposal and the Subcontractor agrees to perform the work comprehended hereunder, and the Contractor agrees to and accepts all stipulations, conditions and exclusions set set forth in the preceding.

IN WITNESS WHEREOF, both parties have executed this Agreement in the day and year as written.

| CONTRACTOR: | | SUBCONTRACTOR: | |
|---|---|---|---|
| By: | | By: | Doug Jordan |
| Title: | | Title: | Project Manager |
| Date: | | Ph: | 813-733-1987 |
| | | Date: | |

# D. T. READ STEEL CO., INC.

100 Opportunity Drive South Mills, NC 27976 Phone: (757)487-2047 Fax: (757)487-0768


**NCDOT Highway Contractor # 70211**
**DBE Certified FDOT (Florida)**
**NAICS CODE: 237310**
**EMR .71**

November 11, 2025

RE: Manatee County SEWRF - Phase B - Capacity Improvements
Brandenton, Florida

# QUOTE

D. T. Read Steel proposes to place reinforcing steel for **$841.00 per ton.**
Tie wire (black annealed wire only) for an additional **$40.00** to the unit price.
One (1) Mobilization **$3,000.00**
**.71 current MOD rate**

# SCOPE

If the **FL05** dated **01/03/25** wage determination for reinforcing ironworker is **$34.39**, the price quoted is valid; if the wage scale is different our quote is subject to change. All reinforcing steel is to be furnished, fabricated with accessories; approved shop drawings, are to be furnished by others. Full crane service, when needed, will be furnished by your company without charge to us. The rebar needs to be offloaded by others next to the intended work area, within cranes reach of the installation work area; once unloaded we will only handle the rebar one time in the act of installation or pre-fabrication. All prefabricated rebar must be prefabricated within the cranes reach of its installed location. We must have a dedicated crane when needed. If applicable, we must have a picking beam for our use, to set our prefabricated walls, etc. without charge to us. If applicable, any vertical rebar must rest on top of the finish concrete below. Any openings that the rebar is not fabricated for shall be cut or moved by others.

Your company must provide dowel templates, grade lines, and pour layout necessary to place the reinforcing steel; also, you must provide type 25 standees and slab bolsters for slab rebar mats and beams. We will need templates provided by your company for any dowels projecting out of any concrete. The rebar will be placed before any possible obstructions, forms, steel beams, anchor bolts, etc.; meaning the rebar installed will not be pulled, threaded, dragged, etc. under any obstructions. If it is practical and more efficient to prefabricate the rebar mats, beams, etc., we will need crane service to set the prefabricated items. If necessary, we may need holding rebar, brace rebar, positioning rebar, etc. and this is to be paid to us as an extra to contract at our unit rate. Any trenches, sump pits, depressed slabs, elevation changes at any location in the slabs, clearly need to be marked by others prior to placing rebar. The rebar lay-down area shall be within a crane's reach of the rebar located in that specific pour.

# D. T. READ STEEL CO., INC.

100 Opportunity Drive South Mills, NC 27976 Phone: (757)487-2047 Fax: (757)487-0768


Manatee County SEWRF - Phase B - Capacity Improvements
Brandenton, Florida

Standard typical exclusions are placing precast rebar, placing duct-bank/pipe encasement rebar, field bending rebar, testing rebar, welding, welded rebar splices, burning, cutting rebar, placing CMU masonry rebar, placing CMU masonry lintel bond beams, placing CMU masonry tie beams, making templates for dowels, placing mechanical couplers, placing smooth dowels, placing wire mesh, making supports for top mat rebar, placing pile dowels, drilling, epoxying dowels, grouting dowels, placing pile plug rebar, placing pile connection rebar, placing wall coping cap rebar, welding pile dowels, staging, scaffolding and cleaning rebar are to be done by others. If any wire mesh affiliated rebar is located within any pour areas where the wire mesh is not installed by us, others shall install any wire mesh affiliated rebar within that pour such as CMU dowels, thicken slab rebar, turn down slab rebar, opening rebar, reentrant rebar, added rebar, curb dowel rebar, etc. Any sleeves, dowel sleeves, covering rebar, placing weldable rebar, placing smooth dowels, placing stair nose rebar shall be done by others. Any men supplied for concrete pour watch shall be supplied at our hourly basis, premium time not included.

This proposal is based on a standard eight-(8) hour workday or forty-(40) hour workweek, weather permitting. D. T. Read Steel Co., Inc. will not be responsible for any overtime cost, if any overtime occurs your company shall pay for the premium. Also, we are not held liable for delays of any nature, unless due to our negligence. We include insurance, labor, chokers, and trade tools for our portion of the work. We are to be paid for any items prefabricated and stockpiled. If the rebar needs to be stockpiled on site at a specific elevation your company shall supply the necessary material and means to stockpile rebar. Dunnage supplied by you at no charge to us. If applicable, others shall cover every truck load of rebar delivered to the jobsite. Any covering of any exposed rebar that has been installed shall be covered by others. Making the rebar safe to work around, such as rebar caps, etc., shall be done by others. Any static lines, handrails, scaffolding, etc., will be in place by others before our workers enter the work area. All static lines, handrails, scaffolding etc., shall be OSHA/Job site approved. In addition, restroom facilities are to be supplied by your company.

We will cover the cost of 1 hour of job orientation. Any other job orientation, training, requirements, COVID training, vaccine testing, vaccine information training, etc. shall be paid by others at our hourly rates. Any confined space, hazmat training, or any training needed to work on this project shall be paid for by others. Also, any associated cost incurred for base access, badging or background checks shall be paid by others at our hourly rates.

We must have a copy of every rebar shipping ticket sent to us. We will bill per amount delivered as stated on the shipping tickets not the plan quantities. Any retainage withheld is to be paid within thirty (30) days after our portion of the work is completed, not after the Contractor's portion is complete. This sentence is to be included in the subcontract **(Any work-related discrepancies shall be clarified by the work scope stated in DTRSC's proposal dated 11/11/25)**.

Our hourly rate is **$75.00** per man, **$85.00** per foreman and **$95.00** per superintendent per hour. Our payment Terms = Net 30 Days and Net 15 Days for T&M or Changer Order work.

# D. T. READ STEEL CO., INC.

100 Opportunity Drive South Mills, NC 27976 Phone: (757)487-2047 Fax: (757)487-0768


Manatee County SEWRF - Phase B - Capacity Improvements
Brandenton, Florida

This proposal is valid for 30 days and is subject to the attached terms and conditions. If a Bond is needed for this contract, one can be provided for the installation portion of our contract, at the expense of the General contractor as follows and any surcharges; the bond rate will be **2.5%**. The bond rate will need to be issued as Change Order #1. Also, the total (premium) bond rate is based on the final contract value.

GOD Bless,
D. T. Read Steel Co., Inc.

_____
Donnie Read, President

J P Specialties, Inc.
P O Box 1507
Lake Elsinore, CA 92531

Quote

Invoice #: 00027903

Bill To:

PCL Civil Constructors
C/O Southern Avenue Sewer Project
7317 W Southern Avenue
Laveen, AZ 85043
USA

Ship To:

PCL Civil Constructors, Inc.
1 N. Dale Mabry Highway, Suite 300
Tampa, FL 33609
Christian - (918) 892-4110

| SALESPERSON | YOUR NO. | SHIP VIA | COL | PPD | SHIP DATE | TERMS | DATE | PG. |
|---|---|---|---|---|---|---|---|---|
| Ward, Nathaniel P | QUOTE | Prepaid | | | 12/4/2025 | 1% 10 Net 30 | 11/20/2025 | 1 |

| QTY. | ITEM NO. | DESCRIPTION | PRICE | UNIT | DISC % | EXTENDED | TX. |
|---|---|---|---|---|---|---|---|
| | | **Manatee County SEWRF – Phase B – Capacity Improvements in Bradenton, FL**<br><br>**Current Lead Time is (2) Weeks + Transit ARO**<br><br>*****Freight Becomes Prepaid at Order Subtotal of $19,000.00+**<br><br>**6" & 9" PVC WATER STOP** | | | | | |
| 3,400 | PVC638 | 6" x 3/8" x 50' Earth Shield PVC ribbed centerbulb waterstop. ***HS Tariff 3916.20.00 | $3.53 | lft | | $12,002.00 | |
| 250 | PVC938 | 9" x 3/8" x 50' Earth Shield PVC ribbed centerbulb waterstop. ***HS Tariff 3916.20.00 | $6.44 | lft | | $1,610.00 | |
| | | **CH2M Hill Waterstop Protector** | | | | | |
| 52 | 2055CH2M | CH2M Hill (Special) Stainless Steel Waterstop Protector 4-1/2" 12 gauge 304 S/S (4 lft sections) Per Specification *** This is a custom bend-to-order part. | $45.00 | lft | | $2,340.00 | |

Due to product liability all Earth Shield¨ Waterstop sales are final.

| | |
|---|---|
| Sale Amt.: | |
| Freight: | |
| Sales Tax: | |
| Total Amt.: | |
| Paid Today: | |
| Balance Due: | |

J P Specialties, Inc.
P O Box 1507
Lake Elsinore, CA 92531

Quote

Invoice #: 00027903

Bill To:

PCL Civil Constructors
C/O Southern Avenue Sewer Project
7317 W Southern Avenue
Laveen, AZ 85043
USA

Ship To:

PCL Civil Constructors, Inc.
1 N. Dale Mabry Highway, Suite 300
Tampa, FL 33609
Christian - (918) 892-4110

| SALESPERSON | YOUR NO. | SHIP VIA | COL | PPD | SHIP DATE | TERMS | DATE | PG. |
|---|---|---|---|---|---|---|---|---|
| Ward, Nathaniel P | QUOTE | Prepaid | | | 12/4/2025 | 1% 10 Net 30 | 11/20/2025 | 2 |

| QTY. | ITEM NO. | DESCRIPTION | PRICE | UNIT | DISC % | EXTENDED | TX. |
|---|---|---|---|---|---|---|---|
| | | ***HS Tariff 7308.90.90.99 | | | | | |
| 2 | NB190A | **Hydrophilic Swelling Waterstop** (200 lft [60.97 M] [8 rolls] per box) Type NB190 Profile A is a flexible, coiled strip of modified hydrophilic chloroprene rubber that swells upon contact with water to form a long lasting compression seal for concrete construction joints. 10mm x 20mm x 60.97 meters [200 lft]. | $857.14 | box | | $1,714.28 | |
| | | ***HS Tariff 2715.00.0000 | | | | | |
| 8 | NBPASTESAUS | Type NB190¨ Hydrophilic Waterstop Paste is a single-component, moisture activated hydrophilic, elastomeric sealant for use as a waterstop in new construction and repair applications. 1/4" bead yields 50 feet per 20-ounce sausage tube. | $75.12 | each | | $600.96 | |
| | | ***HS Tariff 3909.50.1000 | | | | | |
| | | **Tools / Accessories** | | | | | |
| 1 | NBGUN | Caulking Gun for Sausage | $90.00 | each | | $90.00 | |

Due to product liability all Earth Shield¨ Waterstop sales are final.

| | |
|---|---|
| Sale Amt.: | |
| Freight: | |
| Sales Tax: | |
| Total Amt.: | |
| Paid Today: | |
| Balance Due: | |

J P Specialties, Inc.
P O Box 1507
Lake Elsinore, CA 92531

Quote

Invoice #: 00027903

Bill To:

PCL Civil Constructors
C/O Southern Avenue Sewer Project
7317 W Southern Avenue
Laveen, AZ 85043
USA

Ship To:

PCL Civil Constructors, Inc.
1 N. Dale Mabry Highway, Suite 300
Tampa, FL 33609
Christian - (918) 892-4110

| SALESPERSON | YOUR NO. | SHIP VIA | COL | PPD | SHIP DATE | TERMS | DATE | PG. |
|---|---|---|---|---|---|---|---|---|
| Ward, Nathaniel P | QUOTE | Prepaid | | | 12/4/2025 | 1% 10 Net 30 | 11/20/2025 | 3 |

| QTY. | ITEM NO. | DESCRIPTION | PRICE | UNIT | DISC % | EXTENDED | TX. |
|---|---|---|---|---|---|---|---|
| 1 | 12414 | Tubes<br>JP414 Series 2 (3/4" x 4.5" x 14") large waterstop splicing iron. Includes: Peel-and-stick Teflon cover, aircraft-grade 6061 aluminum casing, built-in thermometer, oil-resistant outdoor-use power cord, ergonomic grip, and high-temperature (1000 watts) sealed cartridge heaters. (115 volt.)<br>***HS Tariff 8515.19.0000 | $436.97 | each | | $436.97 | |
| 1 | 12418 | Die-cut to fit JP414 Series 2. Peel & Stick Teflon Covers provide a non-stick surface for JP Waterstop Splicing Irons.<br>***HS Tariff 7019.40.0000 | $20.24 | each | | $20.24 | |
| 1 | 12010 | ST-10 Series 2 Waterstop Splicing Table is an easy-to-use tool designed to mechanically weld thermoplastic waterstops (adjusts up to 12" wide). Saves time and money, while providing high-quality mechanical field welds. (includes instruction manual, shims, & tool kit.) (no welding iron included).HS Tariff | $2,500.61 | each | | $2,500.61 | |

Due to product liability all Earth Shield¨ Waterstop sales are final.

| | |
|---|---|
| Sale Amt.: | |
| Freight: | |
| Sales Tax: | |
| Total Amt.: | |
| Paid Today: | |
| Balance Due: | |

J P Specialties, Inc.
P O Box 1507
Lake Elsinore, CA 92531

Quote

Invoice #: 00027903

Bill To:

PCL Civil Constructors
C/O Southern Avenue Sewer Project
7317 W Southern Avenue
Laveen, AZ 85043
USA

Ship To:

PCL Civil Constructors, Inc.
1 N. Dale Mabry Highway, Suite 300
Tampa, FL 33609
Christian - (918) 892-4110

| SALESPERSON | YOUR NO. | SHIP VIA | COL | PPD | SHIP DATE | TERMS | DATE | PG. |
|---|---|---|---|---|---|---|---|---|
| Ward, Nathaniel P | QUOTE | Prepaid | | | 12/4/2025 | 1% 10 Net 30 | 11/20/2025 | 4 |

| QTY. | ITEM NO. | DESCRIPTION | PRICE | UNIT | DISC % | EXTENDED | TX. |
|---|---|---|---|---|---|---|---|
| | | 8465.92.0045 | | | | | |

Due to product liability all Earth Shield¨ Waterstop sales are final.

| | |
|---|---|
| Sale Amt.: | $21,315.06 |
| Freight: | $0.00 |
| Sales Tax: | $0.00 |
| Total Amt.: | $21,315.06 |
| Paid Today: | $0.00 |
| Balance Due: | $21,315.06 |

PEAK TO PEAK ENGINEERED RAILINGS
2828 NW Button Road | Topeka, KS 66618
Phone: 720.508.3819 | Fax: 720.409.3843
www.PeakToPeakRailings.com

*Bid Estimate #* *260519SQ*

***Bid Date:*** *5/22/2026*

*Addendum 1-2 Reviewed*

| | |
|---|---|
| ***Project:*** | SERWRF Capacity Improvments - Phase B |
| ***Location:*** | Manatee County, FL |
| ***To:*** | GC |
| ***Engineer:*** | Jacobs |

| | | | | | | |
|---|---|---|---|---|---|---|
| ***Aluminum Mech. Sub Assembled*** | 1,912 LF. | @ | $43.14 | *Avg. per Ft.* | = | $82,484.00 |
| ***Aluminum Mech. Assembled*** | 1,912 LF. | @ | $48.63 | *Avg. per Ft.* | = | $92,981.00 |

***Description:*** Peak to Peak Engineered Railings Standard Tang Expansion System. 2-Line Level Guadrail with Toeboard, and 2-Line Rake Guardail with 1-1/2" Grabrail.

***Calculations:*** Excluded from the above base bid are Stamped Calculations by an Engineer Registered in the state of Florida

***Materials:*** 1-1/2” Sch. 40 rail and post with post stiffener. Alloy 6005A-T61

***Mounts:*** Peak to Peak Standard Top Mount and Side Mount Bases

***Finish:*** Architectural Class 1 Clear Anodized, .7 Mil. (M10-C22-A41)

*****Base Bid includes hardware, if AIS Buy American Hardware is required please add.***** **$2,030.00**

***Fasteners:*** Are not AIS compliant unless noted otherwise.

| | |
|---|---|
| 1/2"- X 2" 316 S.S. | Machine Bolts |
| 1/2" X 7" 316 S.S. | HIT-RE 500-V3 Epoxy Anchors |

***Submittals:*** Drawings are subject to work load at time of purchase order.

***Production:*** Subject to work load at time of received approvals.

***Exclusions:*** *Taxes, Installation, Field Dimensions, Liquidated Damages, Post Collars, Embed Cans, Grout, Lacquer, Ladder Returns, Beveled Washers, Wedge Anchors, Expansion Anchors, Internally Threaded Tubular Rivets, Lynch Pins and Lanyards, Unloading of Truck, Temporary Rail Charges, Retention, Brushed Finish, Plastic Shrink Wrap, Mitered Corners, Safety Climb Devices for Ladders, Misc. Ferrous Metals, Stainless Steel Mounting Brackets.* ***Exclude 6063, 6061 and 6105 Alloys. Weep holes Not Required for Mechanical Railing, Exclude Bituminous Paint, Quoting Neoprene Gaskets.*** *Toe Board and Cantilever Rail Ships Loose in Full Length for Field Attachment. Curved Railing Ships Sub- Assembled. Bends Will be 3" CLR. 1.5" Deflection Excluded.* ***Exclude Welded Rail. Exclude Plastic Cement Filler for Recessed Holes. Exclude Generator Platform Railing.***

***Terms:*** Net 30 Days, No Retention

***Quote:*** **Quotation is valid for 14 days past date above. Contact estimator if beyond that date. *Due to the unstable aluminum market: material pricing is subject to be revised for an adder or deduct if project is not shipping within 90 days of purchase order, in the event that the buyer has delayed shipment. Project must ship within 10 days of scheduled complete date to avoid storage fees.**

***Freight:*** Quote includes freight allowance based on how the rail is purchased.

Assembled 1 shipments Sub Assembled 1 shipments *Additional shipment quotes upon request.

*Peak to Peak Engineered Railings, LLC*
*Shane Quinlan*
*squinlan@peaktopeakrailings.com*
720-508-3819

*Accepted* _____

*Date* _____

PEAK TO PEAK ENGINEERED RAILINGS
3000 YOUNGFIELD ST. SUITE 275 WHEAT RIDGE, CO 80215
720.508.3819 fax 720.409.3843 www.peaktopeakrailings.com

**Project:** SERWRF Capacity Improvments - Phase B
**Location:** Manatee County, FL
**Bid Estimate #** 260519SQ **Date** 5/22/26

**SHEET 1 OF 1**

| SCHEDULE OF QUANTITES: | DWG. # | Toe Bd. Footage | Level Footage | Rake Footage | 1-Line Wall Mt. | Chain Footage | Curved Footage | Total Footage |
|---|---|---|---|---|---|---|---|---|
| AGS Basin | S35.206 | 1,777 LF | 1,777 LF | 135 LF | 0 LF | 0 LF | 0 LF | 1,912 LF |
| | | LF | LF | LF | LF | LF | LF | LF |
| | | LF | LF | LF | LF | LF | LF | LF |
| | | LF | LF | LF | LF | LF | LF | LF |
| | | LF | LF | LF | LF | LF | LF | LF |
| | | LF | LF | LF | LF | LF | LF | LF |
| | | LF | LF | LF | LF | LF | LF | LF |
| | | LF | LF | LF | LF | LF | LF | LF |
| | | LF | LF | LF | LF | LF | LF | LF |
| | | LF | LF | LF | LF | LF | LF | LF |
| | | LF | LF | LF | LF | LF | LF | LF |
| | | LF | LF | LF | LF | LF | LF | LF |
| | | LF | LF | LF | LF | LF | LF | LF |
| | | LF | LF | LF | LF | LF | LF | LF |
| | | LF | LF | LF | LF | LF | LF | LF |
| **BASE BID TOTALS** | | **1,777 LF** | **1,777 LF** | **135 LF** | **0 LF** | **0 LF** | **0 LF** | **1,912 LF** |

PEAK TO PEAK ENGINEERED RAILINGS
3000 YOUNGFIELD ST. SUITE 275 WHEAT RIDGE, CO 80215
720.508.3819 fax 720.409.3843 www.peaktopeakrailings.com

**SERWRF Capacity Improvments - Phase B**
**Manatee County, FL**

**Bid Estimate #**
**SHEET 2 OF 2**

| ADD ALTERNATES STRUCTURES | DWG. # | Toe Bd. Footage | Level Footage | Rake Footage | 1-Line Wall Mt. | Chain Footage | Curved Footage | Total Footage |
|---|---|---|---|---|---|---|---|---|
| | | LF | LF | LF | LF | LF | LF | **0** LF |
| | | LF | LF | LF | LF | LF | LF | LF |
| | | LF | LF | LF | LF | LF | LF | LF |
| | | LF | LF | LF | LF | LF | LF | LF |
| | | LF | LF | LF | LF | LF | LF | LF |
| | | LF | LF | LF | LF | LF | LF | LF |
| | | LF | LF | LF | LF | LF | LF | LF |
| | | LF | LF | LF | LF | LF | LF | LF |
| | | LF | LF | LF | LF | LF | LF | LF |
| | | LF | LF | LF | LF | LF | LF | LF |
| **ALTERNATES TOTAL** | | **0** LF | **0** LF | **0** LF | **0** LF | **0** LF | **0** LF | **0** LF |

10706 N 46th Street
Tampa, FL 33617
Phone: 813-558-8700

# *Quotation*

**Quote To:** PCL CONSTRUCTION, INC
PCL Construction, Inc 7500 26th Avenue N
St Petersburg, FL 33710
United States

| | | | | | |
|---|---|---|---|---|---|
| **Quote Number:** | 26266 | | | **Contact:** | Christian Schultz |
| **Quote Date:** | 05/21/2026 | **Expires:** | 06/20/2026 | **Inquiry:** | Manatee SERWRF |
| **Customer:** | PCL CONST | | | **Terms:** | Net 30 |
| **Salesman:** | Matthew Pleus | | | **Phone:** | 813-453-8086 |
| **Ship Via:** | Bestway | | | **FAX:** | |
| **FOB:** | Tampa | | | | |

| Item | Part Number / Description | Revision | Quantity | Price |
|---|---|---|---|---|
| 1 | PID<br>PROJECT ID<br>PROJECT NAME: Manatee County SERWRF Capacity Improvements<br>SCOPE: Div 5<br>DRAWING SET TIME STAMP: 7/22/2025 @ 13:04<br>LOCATION: Manatee Co, FL | | 1 | $0.00 /EA |
| 100 | ***AGS BASIN ***<br>***AGS BASIN *** | | 1 | $0.00 /EA |
| 110 | 26266-110<br>DWG S35.209/S35.204 South Aluminum Stair, 3 landings, ( 42 ) treads, OSHA approved railing both sides. | | 1 | $49,687.93 /EA |
| 200 | 26266-120<br>DWG S35.210/S35.205 East Aluminum Stair, 3 landings, ( 42 ) treads, OSHA approved railing both sides. | | 1 | $49,687.93 /EA |
| 300 | 26266-130<br>DWG S35.206 Upper Lvl. AL checkered plate 3/8" Type A, 0554-001 | | 1 | $177,398.09 /LOT |
| 400 | 26266-140<br>DWG S35.206 Upper Lvl. AL Railing Base (1761 L/F) | | 1 | $220,664.75 /LOT |
| 500 | 26266-150<br>DWG S35.302/S35.502 (5) Closure 316SS 1/2" Plate 3'-0"x2'-6" w/ Neoprene Gasket and Hardware | | 5 | $1,448.10 /EA |
| 600 | FRT - FULL SEMI TRUCK LOAD<br>Freight Allowance ~ Price is per load. Additional loads will require issuance of Change Order to cover cost of additional loads. | | 3 | $1,200.00 /EA |
| 650 | FRT - SMALL TRUCK LOAD<br>Freight Allowance for delivery via Isuzu NPR Flatbed ~ Price is for 1 load. Additional loads will require issuance of Change Order to cover cost of additional loads. | | 3 | $650.00 /EA |
| 700 | T&C DOCS<br>Metalcraft Services, LLC. Standard Terms and Conditions | | 1 | $0.00 /EA |

METALCRAFT

10706 North 46th Street
Tampa, FL 33617
www.metalcraftservices.com

# TERMS AND CONDITIONS OF THIS ORDER / PROPOSAL

**GENERAL:**

- For ASME Code Stamped units, the material thicknesses will be the minimum required by the code. Otherwise, good engineering design practices will be used to determine material thicknesses.
- All specifications, reference drawings, data sheets, hold points, inspections, etc. must be provided prior to, or with Purchase Order followed by immediate release / procurement of long lead time / major materials.
- Sufficient notice must be provided prior to all customer required inspections / hold points.

**DELIVERY:**

- Completion will be (See above) weeks following customer's approval of drawings provided by Metalcraft within 2 weeks ARO.
- Critical design factors (dimensions, design pressure / temperature, materials, nozzle schedule, etc.) may not be revised from the referenced quotation without changes to price and delivery schedule.
- Metalcraft is not responsible for customer's deviations from General Terms and Conditions affecting Delivery.

**FREIGHT:**

The risk of loss or destruction of or damages to the product shall be on the customer after delivery of the product to the customer.

**QUOTE EXPIRATION:**

Due to the volatility in material prices, surcharges and material availability, it will be necessary to confirm price and delivery at time of order. Our quotation is based on material prices at time of quotation issuance and is subject to increases passed on from mills at time of order placement and subject to prior sale.

**PAYMENT TERMS:**

Terms of payment must be agreed upon and approved prior to commencement of production. Final billing to be based upon signed approval drawings.

**Adders:**

A change order will be required if the customer makes revisions that require additional engineering, material and / or labor.

**Taxes:**

Customer shall pay the amount of any sales, use, compensating, intangibles, gross income or the like tax, import duties, export duties and similar charges levied by any governmental authority in connection with this order.

**Force Majeure:**

Metalcraft shall not be liable to a customer for any loss or damage suffered by the customer, directly or indirectly, any obligation under this order where such failure or delay is caused by labor troubles (including, without limitation, strikes, slowdowns and lock outs), civil disturbance. Government regulations, inability to obtain or revocation of export or import license, interruptions of or delay in transportation, material charges, fire, flood, acts of God, power failures, accidents and other causes of like or different character beyond Metalcraft's control.

**Repairs:**

MSDS sheets and the Metalcraft RGA form must be submitted prior to shipment of existing unit back to Metalcraft. All applicable reference drawings, MDR, specifications and data sheets must be submitted with P.O. Metalcraft will salvage existing components on a best effort basis. Any unforeseeable damage or damage that occurs during normal disassembly will be charged as an adder. Metalcraft will contact the customer immediately with a detailed description of damages or issues if such an event occurs. Customer approval will be required before proceeding with the repairs. Warehousing fees of $1,000 per month will be applicable for delays over (3) three weeks.

**Standard Warranty Period is 12 months after completion on NEW fabrications and 6 months on REPAIRS valid only for Metalcraft supplied material and workmanship**

Metalcraft does not accept Penalty Clauses, Loss of Production or Performance Penalties. Metalcraft hereby gives notice of objection to the inclusion of any terms and conditions in this transaction that are in addition to or different from the terms and conditions contained herein.

**Notice of Objection to Additional or Different Terms.**

**Claim:**

Any claims for shortages, damages products or nonconformance of products with the order must be made in writing, within ten (10) days after receipt of a shipment and Metalcraft must be afforded an opportunity to investigate.

**Warranty/Disclaimer:**

Metalcraft warrants that the products of Metalcraft's own manufacture supply hereunder will be of the kind and quality specified on the face hereof and that the products are free from defects and material and workmanship under normal and proper operating conditions and service for a period one year from the date of shipment, unless otherwise specified on acknowledgements, quotations, packing slips or invoices, defective products will be replaced or repaired at Metalcraft's option that Metalcraft shall not be liable for any other loss, damage or expense, including consequential damages to persons, property, or business directly or indirectly arising from the conditions or use of the products or from any other cause, including any repairs or alterations made by an unauthorized contractor, the exclusive remedy against Metalcraft being to require in the replacement or repair of defective products. Products made by other manufacturers are warranted only to the extent of the original manufacturer's warranty to Metalcraft.

**THIS EXPRESS WARRANTY IS IN LIEU OF AND EXCLUDES ALL OTHER WARRANTIES WHETHER EXPRESS, IMPLIED, ORAL, OR STATUTORY, INCLUDING ANY WARRANTY OF MERCHANTABILITY OR FITNESS FOR A PARTICULAR PURPOSE.**

**Limitation of Customer's Remedies:**

For a period of one year from the date of shipment, defective products will be replaced, repaired, or the purchase price refunded at Metalcraft's option, but Metalcraft shall not be liable for any other loss, damage, or expense, including incidental and consequential damages, to persons, property or business, directly or indirectly, arising from the condition or use of the products or from any other cause, the exclusive remedy against Metalcraft being to require, at Metalcraft's option, the replacement, repair or refund of the purchase price of a defective product.

**Acceptance:**

Notwithstanding any different or additional terms and conditions that may be embodied in customer's order, such order is accepted only on the condition that customer assents to the terms and conditions contained herein. The failure of the buyer to object hereto in writing shall constitute assent hereto. All sales, contracts and orders become effective only when approved and accepted by Metalcraft at its home office in Tampa, Florida, USA.

**Suspension:**

a. Any customer suspension will add to the quoted delivery time. Factors that will be considered in re-calculating a new delivery date will include the length and severity of the customer delay as well as the shop production schedule of Metalcraft
b. All Raw Material and Subcontracting costs to date are due immediately on a cost plus 30% basis.
c. All Labor will be due immediately @ $120.00/hr.
d. Any and all associated fees or interest costs will be due immediately (i.e. delay in payment for material or labor)
e. All ongoing and future associated fees or interest costs and warehousing fees will be charged and due for on a monthly basis

**Termination:**

a. All Raw Material and Subcontracting costs to date are due immediately on a cost plus 30% basis.
b. All Labor will be due immediately @ $120/hr.
c. Any and all associated fees or interest costs will be due immediately (i.e. delay in payment for material or labor)

**Governing Law:**

This transaction shall be governed by, interpreted and enforced in accordance with the laws of the State of Florida. Any action in regard to this transaction or arising out of its terms and conditions shall be instituted and litigated in the Hillsborough County Courthouse in the State of Florida and in no other. In accordance, the parties to this transaction submit to the jurisdiction of the Hillsborough County Courthouse and the State of Florida.

# STEEL FABRICATORS, L.L.C.

## PROPOSAL

**5/21/26**

**PCL CONSTRUCTION**
**6700 FORUM DR #100**
**ORLANDO, FL**
**ATTN: BILL NARAMORE**
**PHONE: (813) 425-1459**
**EMAIL: WENARAMORE@PCL.COM**

**RE: MANATEE COUNTY SERWRF**
**CAPACITY IMPROVEMENTS**
**BRADENTON, FL**
**ESTIMATE #: 2025-1072**

**WE PROPOSE TO FURNISH AND INSTALL THE FOLLOWING ITEMS FOR THE PROJECT REFERENCED ABOVE IN ACCORDANCE WITH AISC SPECIFICATIONS AND CODE OF STANDARD PRACTICE.**

**A. MISCELLANEOUS METALS CONSISTING OF THE FOLLOWING:**

| Item | Category | Finish | Page/Reference |
|---|---|---|---|
| 1 | Foundation 3 Aluminum Stair Grating Treads and Landings 3-Line Rail and Mounting Supports | Anodized | S35.204 |
| 2 | Foundation 4 Aluminum Stair Grating Treads and Landings 3-Line Rail and Mounting Supports | Anodized | S35.205 |
| 3 | Type B Aluminum Rail at Catwalk | Anodized | S35.206 |
| 4 | Aluminum Break Rail at Catwalk | Anodized | S35.206 |
| 5 | Aluminum Floor Plate and Supports at Catwalk | Anodized | S35.206 |
| 6 | NPW Yard Hydrant Rack (7) | Anodized | M00.505 |

**MISCELLANEOUS METALS, ADD.....$ 2,985,164.00**

**NOTE: ABOVE QUOTED PRICING IS VALID FOR 15 DAYS.**

**IN ACCORDANCE WITH DRAWINGS DATED 5/14/26**
**ARCHITECT: MCKIM & CREED**
**SPECIFICATION SECTIONS: NONE**
**ADDENDA ACKNOWLEDGED: NONE**

**EXCLUSIONS**

1. Steel items not specifically shown, sized and/or located on the architectural and/or structural drawings unless specifically included.
2. Prevailing wages (i.e. Davis-Bacon, other federal, state or local) of any type.
3. Engineering/Design Calculation/signing and sealing of drawings by a Professional Engineer unless specifically included in scope of work above.
4. Materials or services not specifically included above.
5. Cyber Insurance
6. Touch-up painting, special paint or sandblasting, finish paint of any type.
7. Field verification of embed placement prior to concrete pours.
8. Galvanizing
9. Architecturally expose structural steel (AESS)
10. CMU Wall braces and/or supports

| Item | Part Number / Description | Revision | Quantity | Price |
|---|---|---|---|---|
| 800 | 25TARIFF<br>Tariff-Related Cost Adjustment<br>If, after the execution of this Contract, new or increased tariffs, duties, or other governmental import/export fees are imposed on materials directly required for the performance of this Contract, the Contract price shall be adjusted to reflect the increased costs as follows: The adjustment shall equal the actual increase in material costs, calculated as the product of (i) the percentage increase in the applicable tariff rate (e.g., from 5% to 10% equals a 5% increase) and (ii) the documented cost of the affected materials as of the Contract execution date. The party seeking the adjustment shall provide written notice and supporting documentation (including tariff notices and original material cost quotes) within 30 days of the tariff imposition. The adjustment shall be reflected in an amendment to this Contract, effective upon mutual execution. The total adjustment shall not exceed the verifiable increase in material costs directly attributable to the tariffs and any subsequent applicable taxes. | | 1 | $0.00 /EA |
| 900 | MATERIAL COST ESCALATION<br>The Subcontract Price is fixed for the first 120 days after execution, after which it escalates automatically at 5% per annum (1.25% per quarter) applied to all Work approved for fabrication during each successive Escalation Period. No market verification or claim submission is required — the adjustment is a blanket rate covering both material and labor, and beyond Month 24 the parties will negotiate any further escalation in good faith. See attached Exhibit A. | | 1 | $0.00 /EA |
| | | | ***Total:*** | ***$510,229.20*** |

By RIVERA, PEDRO

Metalcraft Services of Tampa

# ***S C O P E  P R O P O S A L***

May 5, 2026

PCL Construction
1 North Dale Mabry Highway
Tampa, FL 33609

**RE: Manatee SERWRF Capacity Improvements-Phase B – Bradenton, Florida**
**Precast Post-Tensioned Concrete AGS Tank**

*Dutchland LLC manufactures various precast structures including, but not limited to, post-tensioned circular and rectangular concrete tanks to be used for potable water, wastewater storage, and wastewater treatment. We are pleased to offer the following proposal.*

**Proposal #E2023.0243-3**

**Scope of Work Description:**

Design, manufacture, deliver, and install the AGS Structure, **high performance interior coating (09970) and Exterior Coating (09900)**. Tank is to be installed onto a properly- prepared stone sub-base. Sub-base preparation, site work, site access, dewatering, and mechanical installation are not provided by Dutchland.

**Reference Drawings and Specifications:**

1. Bid Drawings prepared by McKim & Creed dated July 2025.
2. Bid Specifications prepared by McKim & Creed dated July 2025:
3. Dutchland Standard Specifications:
    a. Section 03310 – Cast-in-Place Concrete for Precast Post-Tensioned Concrete Tank Base Slabs
    b. Section 03420 – Precast Post-Tensioned Concrete Tanks – Rectangular (ACI 350)
    c. **Section 09900 – Painting (Exterior Coating)**
    d. **Section 09970 – Surface Protection Spray System (Interior Coating)**
4. Geotechnical Report prepared by Terracon, dated June 19, 2023.

**Design Assumptions and Standards:**

1. Ground improvements are necessary to achieve an adequate soil bearing capacity and settlement values to support this structure. *Final base design contingent on final design of ground improvements*.
2. Process pipes on north side of tank to be coordinated with the trough support walls and columns.
3. Backfill elevation assumed to be sufficient for frost protection.
4. Site Class D
5. Designed for normal environmental exposure (assumed).

**Precast Post-Tensioned Concrete AGS Tank**

- Base Outside Dimensions: 256'-5" length x 129'-0" width.
- AGS Tank with common walls:
  - Three (3) AGS Basins: 76'-0" length x 118'-0" width, inside dimensions.
  - One (1) AGS WAS Surge Basin: 10'-0" length x 55'-0" width, inside dimensions.
- Tank Wall Height: 25'-4" from the top of the base slab to the top of the walkway.

**Inclusions:**

1. Cast-in-place reinforced concrete base slab consisting of a 16" thickness with no slope in the basin floors. *Base slab design subject to change based upon final design of ground improvements.*
2. Precast post-tensioned concrete walls:
   a. AGS Tank walls consisting of a 19" minimum thickness.
   b. Exterior Trough support walls consisting of a 16" minimum thickness.
3. Full perimeter precast post-tensioned concrete walkways around the top of the basins. Walkways to be offset as required.
4. Precast post-tensioned concrete intermediate walkways spanning the length of the AGS and AGS WAS Surge Basins.
5. Precast post-tensioned concrete intermediate walkways spanning the width of the AGS Basins.
6. Interior mounted precast concrete launders and launder support system. *Launders to be supported by precast concrete corbels cast onto the wall panels.*
7. Exterior mounted precast concrete launder and launder support system. *Launder to be supported by precast concrete support walls.*
8. Provisions for future expansion.
9. Cast-in-place concrete shall be per Dutchland Standard Specification Section 03310.
10. Precast concrete shall be per Dutchland Standard Specification Section 03420.
11. All reinforcement to be standard, non-epoxy coated.
12. Furnish and install base and wall joint sealant per Dutchland design standards.
13. **Furnish and install the tank interior coatings:**
    a. Provide coatings per 09970 within interior of AGS reactor basins 1, 2, & 3 and the WAS surge basin including surface preparation.
    b. AGS Basins: coatings to be applied to the underside of all walkways overhanging the interior of the AGS reactor basins, top 5' of the tank walls, and the interior and exterior surfaces of the effluent thoughs.
    c. WAS Basin: coatings to be applied to the underside of all walkways overhanging the interior of the WAS basin and the full wall height.
14. **Furnish and install the tank exterior coatings:**
    a. Provide coatings per 09900 for the exterior of the tank including surface preparation.
    b. *Commonwall between AGS basin no. 3 and future basin no. 4 does NOT include an exterior coating.*
15. All labor, material, and equipment necessary to pour the base, erect the tank structure, **and apply the interior and exterior coatings.**
16. Provide shop drawings and calculations signed and sealed by a licensed Professional Engineer in the State of Florida for Dutchland's scope of work.
17. Warranties:
    a. 5-year limited structural warranty.
    b. 5-year interior coating warranty.
    *c. These are corporate guarantees and not covered by any bonds or insurance policies.*

**Exclusions:**

1. **Ground improvement design and installation**.
2. All site work related to access, excavation, excavation maintenance, shoring, sub-base preparation, dewatering, crane pads, delivery truck roads and pads, concrete delivery wash out areas/holes, and backfill of tank site.
3. Survey and layout work other than precast layout.
4. Engineering approval fees.
5. Dumpsters, sanitary stations, and any other temporary facilities.
6. Water, other than drinking water for employees of Dutchland.
7. Any concrete/stone fill, if required.
8. All cast-in pipe/sleeve penetrations through the cast-in-place concrete base slab.
9. All cast-in pipe/sleeve penetrations through the precast concrete panels. *GC to furnish these items for Dutchland to cast into the precast concrete panels.*
10. All cast-in access hatches through the precast concrete panels. *GC to furnish these items for Dutchland to cast into the precast concrete panels*.
11. Any slide gates, stop plates, and weir plates, if required.
12. All interior, exterior, and underslab piping, pipe supports, and concrete pipe encasement.
13. Supply and installation of all mechanical equipment and accessories.
14. Crystalline admixture or fibers in the concrete.
15. Frost footings. *Backfill assumed to be sufficient for frost protection.*
16. All testing including sub-grade testing, concrete strength break testing, and tank leak testing. *Contractor is responsible for water supply, disposal of water, all pumping, pipe plugs, and labor to fully execute the leak testing requirements*.
17. All miscellaneous metal items including, but not limited to, access stairs, ladders, permanent and temporary handrail, permanent and temporary safety barricades, and grating and grating support. *Safety railing installed by Dutchland is for use by Dutchland personnel only and will be removed upon Dutchland's demobilization from site.*
18. ~~Interior and exterior coatings, if required.~~
19. Taxes.
20. **State or Federal Prevailing wages,** Union labor or the inclusion of Project Labor Agreements.
21. Traffic control into and onsite.
22. All costs associated with wintertime/cold weather construction.
23. Protection of work.
24. Consequential damages and GC/Owner's attorney fees.
25. All bonds including, but not limited to, performance and payment bonds, state and local highway bonds, and road bonds.
26. Costs to repair road damage caused by concrete trucks, tractor-trailer delivery trucks, and cranes.
27. Permits, easements, and right-of-way agreements.

**Qualifications and Clarifications:**

Site Access and Preparation Specific:

1. GC and Dutchland must develop and mutually agree upon a final "Site Logistics Plan" prior to the execution of a contractual agreement, and it must be attached to the final contractual agreement between the two parties.
    a. **Pricing is based on GC providing access onto the base slab for precast installation crane and precast delivery trucks. If required, the access ramp onto the base slab must be made of stone and have a maximum slope of 8:1. After the majority of the tank is installed, the installation crane will set up on**

**a sufficient level pad outside of, but adjacent to the tank, to complete the installation.**

b. Pricing is based on precast installation cranes utilizing up to 100% of chart capacity. Non-engineered lift plans and in-house engineered erection plans are included. Any requirements for engineered lift plans, independent engineered erection plans, or a reduction in allowable crane chart capacity shall be subject to additional costs.

2. GC is responsible for all labor, material, and costs associated with providing and maintaining access roads into and within the jobsite as required to support the logistics of Dutchland. Site access roads are to be level, cleared, and dry (in all weather conditions), with a 14'-0" minimum height clearance and 15'-0" minimum width capable of handling tractor trailer combinations with 90,000 lbs. GVWR operating under their own power with adequate maneuverability.
3. GC is responsible for all labor, material, and costs associated with providing and maintaining crane and pump truck pads to support the logistics of Dutchland. Area in front of the crane or pump truck pads to accommodate two tractor trailers or mixer trucks for off-loading. Crane and pump truck pads are to be level, solid, cleared, and dry (in all weather conditions).
4. Site access roads and crane and pump truck pads must be maintained by the GC until Dutchland has completed its scope of work. Application of stone by GC may be required to ensure all weather access and maintenance.
5. GC is responsible for all necessary work to eliminate any overhead and ground interference for Dutchland's equipment on site including the crane and its 360-degree rotation. The crane operator must have an unobstructed view of his work area.
6. The excavation is to extend 4'-0" beyond the perimeter of the concrete base to allow for adequate working access.
7. GC to provide survey and layout complete with the corners of the tank structure and all underground utilities marked (off-set so they are not in the way of the excavator), and an elevation pin.
8. GC is responsible for testing the subgrade and/or sub-base bearing capacity to confirm it meets the required bearing capacity, moisture, and density. GC will be responsible for all repairs and costs if concrete walls or concrete base shift, move, or crack due to poor subgrade and/or sub-base bearing capacity.
9. GC to consider Dutchland's access requirements when determining shoring locations for the excavation. Any additional costs associated with the failure to coordinate shoring locations with the access requirements of Dutchland will be the sole responsibility of the GC.
10. GC to keep the excavation for the tank free of water at all times by any means necessary. This includes measures necessary to eliminate storm water runoff from entering the excavation site and snow removal. Water removal and the protection necessary to prevent water from entering the excavation site must continue until the tank is installed and the backfilling is complete.
11. GC to furnish and install a stable subgrade and stone sub-base capable of achieving the minimum bearing capacity defined by the Design Engineer. A 6" minimum thick stone sub-base consisting of ¾" stone finely leveled and screeded within plus or minus 1" of stone grade specified in the approved shop drawing created by Dutchland.
12. GC to provide a water supply to Dutchland with no fee imposed upon Dutchland for its use.
13. All excavation, trenching, and similar work shall be performed by the GC/Site Contractor and shall be in strict conformance with any and all applicable OSHA regulations and requirements, as well as conformance with any and all applicable safety requirements of all applicable governing entities.
14. Backfill must be completed per project plans and specification requirements.

**Coating Specific Qualifications/Clarifications:**

1. GC to supply crane to install & remove coating related lifts, materials, etc. in & out of tank basins.
2. GC to supply dumpsters, water service, removal of all obstructions impeding access, and traffic control onsite.

**General Qualifications/Clarifications:**

1. The GC is to use extreme care when vehicles/heavy equipment are close to the tank structure.
2. Payment for precast manufactured and stored at Dutchland is required. Dutchland will provide insurance and all required documentation.
3. Billing to be based on mutually agreed upon schedule of values with monthly invoicing based on actual work completed. Net thirty (30) days.
4. Payment security required. Payment security may be in the form of performance and payment bonds, letter of credit, or joint escrow account.
5. Proposal pricing is offered for a period of **thirty (30) days** and is subject to change pending final permits, reviews, inspections, etc.
6. The final payment may not be retained by GC if project delays occur, which are not directly caused by Dutchland, that cause the project completion date to extend beyond the planned completion date of the project at time of award, regardless of the payment terms of the GC with the Owner.
7. Proposal pricing is based upon GC/Owner providing insurance coverage, such as a Builders Risk Policy, to address any/all possible costs and damages associated with an Act of God event such as, but not limited to, flood, tornado, earthquake, high wind event, or some other uncontrollable event. This coverage shall also include the interests of Dutchland.
8. If the project is tax exempt, Dutchland must have a copy of the tax exemption certification sent with the contractual agreement.

**Pricing and Alternates:**

*AGS Tank Total* ..... *$6,450,000.00*

*Add Coatings* ..... *$885,550.00*

**AGS Tank with Coatings Combined Total .....$7,335,550.00**

**Add Sales Tax ..... $162,500.00**

**Add Performance and Payment Bond .....Add 1.5% to the Total Contract Value**

Thank you for allowing Dutchland LLC to be a part of this project.

Sincerely,

*Bryan Gemma*

Bryan Gemma
*Regional Sales Manager*
Dutchland LLC

11. Halfen anchors
12. Stair Nosings
13. Supply of and/or installation of grout and or concrete or concrete fill.
14. All gage metal, including light gage metal studs or track (unless specifically listed as a miscellaneous item)
15. Metal deck over light gauge materials
16. Installation of any materials that attached to light gage framing. Specifically, deck over light gage trusses and/or other framing.
17. Material, labor, and holes for wood to steel connections and/or wood "nailer" holes.
18. Any costs associated with permits, inspections, or field surveys.
19. Burglar bars on roof opening frames.
20. Roof opening frames for any items not specifically shown and located on the architectural and/or structural drawings
21. Vented deck for light weight concrete
22. Any non-ferrous materials unless specifically listed as a miscellaneous item.
23. Flexible closure strips
24. Precast embeds
25. Layout, drilling and installation of expansion bolts and shelf angles.
26. Anchor bolt templates
27. Samples
28. Reinforcing steel
29. All cast iron items unless specifically included (site castings, trench covers, downspout covers, nosings, etc.)
30. Dissimilar metal protection
31. Shoring for metal deck pours
32. Demolition and removal or relocation of existing materials
33. Perimeter safety rail at roof and/or any and all floors and all openings therein.
34. Safety cables other than those required for steel erection
35. Liquidated damages of any type.
36. Bond costs
37. Composite clean-up crew
38. Manufacturers other than Steel Fabricators LLC for stair systems.
39. Bituminous/mastic coatings
40. Specification sections: 05400, 05580, 05700, 05810
41. Costs for customer specific safety orientation of on site workers, if required this will be offered on a unit price basis at standard straight time rates.
42. "Warehouse" premiums for raw material.
43. Shop and field independent inspection costs
44. "Pay When Paid" payment terms.

**QUALIFICATIONS**

1. Field dimensions, if required, are to be supplied by others in a manner so timely as to promote a fluent detailing process.
2. Others are to expose work areas, protect and/or relocate all glass, utilities, or any items, which can be damaged due to welding or burning. Fire watch, if required, is by others. If these items are left in place unprotected, Steel Fabricators, LLC will not accept responsibility for damage. Any materials that limit the operation of the crane and/or crew are to be removed by others.
3. Others are to provide adequate roads into and through the site for the safe delivery of cranes and material. Properly graded, convenient and adequate space for the operation of cranes and equipment, storage of materials, and removal of all overhead obstructions such as power lines in order to provide a safe area of erection shall be provided by others.
4. Others are to provide adequate roads into and through the site for the safe delivery of material. These accesses must be properly graded. The construction site must provide convenient and adequate space for the storage of materials.
5. Where applicable on tilt wall construction, proposal anticipates crane and truck access onto the interior slab of the building through an opening created by the leaving out of a mutually agreed upon tilt wall panel.

When included in erection scope, all angles bolted to panels are planned for installation prior to tilting panels.

6. Where applicable on projects with field applied shear connectors, proposal anticipates availability of 440 Volt. 3 Phase electrical power for stud welding.
7. This Proposal is based on one (1) continuous uninterrupted erection operation. If it is necessary to have additional equipment and/or personnel move-ins due to the fault of others, an extra contract will be issued to cover the cost at a rate of **$75.00** per crew man-hour and size of crane will determine charges for same.
8. Miscellaneous steel as listed in this Proposal will be accepted under Contract only as listed. The acceptance of miscellaneous steel as a specification section item is specifically excluded.
9. Connections not specified and detailed on the contract drawings will be designed to resist ½ the total uniform allowable load capacity for a non-composite section (for the given span and grade of steel specified) or ½ the maximum shear allowable load capacity for each section, whichever is smaller, Ref. AISC 9th edition manual. These are "standard" connections and therefore it is understood that signed and sealed calculations are not required.
10. In order to help us comply with delivery requirements, we reserve the right to substitute specification ASTM A572 Grade 50 for ASTM A992 (Fy-50ksi) covering structural 'w' shapes.
11. The scope of work as defined herein shall be included within any resultant contract or purchase order.
12. Proposal is based on complying with the current OSHA Standards, **Subpart R**-steel erection.
13. Proposal is based on mill material and mill rolling schedules.
14. **PLEASE NOTE:** Schedules provided are subject to the following conditions:
    - Steel Fabricators will need to receive a letter of intent, purchase order, signed proposal or contract prior to beginning any function (i.e. shop drawings, ordering of materials, fabrication, or erection) for this project.
    - Steel Fabricators will need to receive a copy of the Notice of Commencement. Steel Fabricators will not be held responsible for any delays in issuance of the above documents and any such delays could result in extra charges.
15. Foundations are to be completed by others to grade with anchor bolts properly set with center lines marked in both directions on foundations and leveling nuts set at proper elevation. Steel Fabricators excludes any survey work.
16. **NOTE: If our proposal includes installation of roof frames these must be completed prior to deck installation.** If information is not provided in a timely manner the following are the two alternatives: 1. To install each frame once roof deck is installed - will cost a minimum of **$500** to install each frame. (An executed change order will be required prior to commencement.) **OR** To avoid additional erection charges the erection may be delayed until roof opening information is received per Steel Fabricators, LLC set standard.
17. Our pricing is based on current mill rolling schedules and material availability. All conditions apply as presently stated by mills and suppliers relative to Material costs, availability, Surcharge, Delivery, and Fuel surcharge. Variations to any of the above items through the duration of this project shall be cause for revision to this proposal.

## ERECTION CONDITIONS

1. Proposal is based on normal daylight hours from 7:00 a.m. to 3:30 p.m., Monday through Friday.
2. Others are to provide staging area to store materials.
3. Proposal is based on (1) crane and crew mobilization for entire project.
4. Proposal excludes any demolition.
5. Others are to provide all barricades, temporary pedestrian walkways, and all protection from welding sparks, flashes, heat etc. for all people, buildings, merchandise and vehicles. Street closing permit, police protection, etc. as required are to be provided by others for all erection operations, crane access and staging area for stored materials.
6. Walkway buildings will have to be closed to pedestrian traffic while erecting steel above.
7. Others are to provide any ventilation necessary due to welding fumes. Smoke evacuation and fire protection/watch by others.
8. Proposal excludes any penetrations through the roofing material and metal deck for installation of roof top frames.
9. Others are to remove conduits, plumbing, air ducts, sprinkler lines, rain water leaders, fireproofing, and mechanical ducts, etc. interfering with the erection of structural steel.

10. Proposal excludes any provision for temporary safety devices, i.e. safety cable of any type (with or without toe plate) or barricades of any type.
11. Fully vacate work areas from store employees, customer store products, isle rack, and any type of existing obstruction that may delay the process of erection or create a safety hazard in existing subject work areas.
12. Others are to protect all existing glass on adjacent structures, walkway between structures and walkway over Street.

**Subject to terms and conditions hereby referred to and made a part of this proposal.**

**SUBCONTRACT:**

1. **Steel Fabricators, LLC reserves its right to review and modify General Contractor's standard form of subcontract prior to performance of the work.**

**TERMS OF PAYMENT:**

1. **Mill, warehouse or stock material received at our plant will be invoiced monthly.**
2. **Seller is entitled to payment of fabricated materials stored at Seller plant or marshaling yard, or jobsite, on a monthly basis.**
3. **Payment terms for furnish and install contracts: Net 30 days, 10% retainage if required, to be reduced to 5% upon 50% completion of Seller's scope of work.**
4. **Final payment due 90 days from completion of Seller's scope of work. (Note: Continuance of other trades constitutes acceptance of structural steel frame.)**
5. **No retainage is to be held on change orders.**
6. **Buyer agrees to pay interest at 18% per annum, to begin accruing 30 days from invoice date, on all overdue invoices.**

**This proposal when accepted by the Buyer and approved by an officer and/or credit department of Steel Fabricators, LLC becomes a contract in full force and binding on both parties.**

**PAINT: STEEL FABRICATOR STANDARD PRIMER**

**STEEL FABRICATORS, LLC**
**SALESMAN: SHANE RUSSELL**
**DATE: 5/21/25**
**QUOTE #: 2025-1072**

**BUYERS ACCEPTANCE:**
**BY:** _____
**DATE:** _____

# AMHERST MAINTENANCE, INC.

## *PROPOSAL*

November 11, 2025

PCL Construction Inc
1050 North Dale Blvd
Tampa FL 33609

Attention: Thomas Skehan

Re: Manatee County SERWRF Capacity Improvements Project- Phase B . Proposed price is based on specifications and drawings

**SCOPE OF WORK**

**ITEM INCLUDED**

***New Electrical Building #4…….$ 31,500.00**
***New AGS Influent Pump Station……...$ 32,000.00**
***New AGS WAS Pump Station……$ 6,000.00**
***New AGS Basin and AGS WAS Surge Tank……$ 2,380,000.00**
***New AGS Blowers……$ 50,000.00**
***Yard Piping……..……$ 28,000,00**

**SECTIONS INCLUDED**

1. **Section 09970 (Surface protection Spray System)**
2. **Section 09900 (Painting)**
3. **Section 07900 (Joint Sealants)**

**TOTAL AMOUNT ……$2,527,500.00**

**Price includes all labor, material scaffolding, insurances bonding and supervision**

920 Harbor Lake Court, Safety Harbor Florida 34695
Phone (727) 781-6500 Fax (727) 726-8729 Email: AmherstMaintenance@verizon.net

# ***S C O P E  P R O P O S A L***

May 5, 2026

PCL Construction
1 North Dale Mabry Highway
Tampa, FL 33609

**RE: Manatee SERWRF Capacity Improvements-Phase B – Bradenton, Florida**
**Precast Post-Tensioned Concrete AGS Tank**

*Dutchland LLC manufactures various precast structures including, but not limited to, post-tensioned circular and rectangular concrete tanks to be used for potable water, wastewater storage, and wastewater treatment. We are pleased to offer the following proposal.*

**Proposal #E2023.0243-3**

**Scope of Work Description:**

Design, manufacture, deliver, and install the AGS Structure, **high performance interior coating (09970) and Exterior Coating (09900)**. Tank is to be installed onto a properly- prepared stone sub-base. Sub-base preparation, site work, site access, dewatering, and mechanical installation are not provided by Dutchland.

**Reference Drawings and Specifications:**

1. Bid Drawings prepared by McKim & Creed dated July 2025.
2. Bid Specifications prepared by McKim & Creed dated July 2025:
3. Dutchland Standard Specifications:
    a. Section 03310 – Cast-in-Place Concrete for Precast Post-Tensioned Concrete Tank Base Slabs
    b. Section 03420 – Precast Post-Tensioned Concrete Tanks – Rectangular (ACI 350)
    c. **Section 09900 – Painting (Exterior Coating)**
    d. **Section 09970 – Surface Protection Spray System (Interior Coating)**
4. Geotechnical Report prepared by Terracon, dated June 19, 2023.

**Design Assumptions and Standards:**

1. Ground improvements are necessary to achieve an adequate soil bearing capacity and settlement values to support this structure. *Final base design contingent on final design of ground improvements*.
2. Process pipes on north side of tank to be coordinated with the trough support walls and columns.
3. Backfill elevation assumed to be sufficient for frost protection.
4. Site Class D
5. Designed for normal environmental exposure (assumed).

**Precast Post-Tensioned Concrete AGS Tank**

- Base Outside Dimensions: 256'-5" length x 129'-0" width.
- AGS Tank with common walls:
    - Three (3) AGS Basins: 76'-0" length x 118'-0" width, inside dimensions.
    - One (1) AGS WAS Surge Basin: 10'-0" length x 55'-0" width, inside dimensions.
- Tank Wall Height: 25'-4" from the top of the base slab to the top of the walkway.

**Inclusions:**

1. Cast-in-place reinforced concrete base slab consisting of a 16" thickness with no slope in the basin floors. *Base slab design subject to change based upon final design of ground improvements.*
2. Precast post-tensioned concrete walls:
    a. AGS Tank walls consisting of a 19" minimum thickness.
    b. Exterior Trough support walls consisting of a 16" minimum thickness.
3. Full perimeter precast post-tensioned concrete walkways around the top of the basins. Walkways to be offset as required.
4. Precast post-tensioned concrete intermediate walkways spanning the length of the AGS and AGS WAS Surge Basins.
5. Precast post-tensioned concrete intermediate walkways spanning the width of the AGS Basins.
6. Interior mounted precast concrete launders and launder support system. *Launders to be supported by precast concrete corbels cast onto the wall panels.*
7. Exterior mounted precast concrete launder and launder support system. *Launder to be supported by precast concrete support walls.*
8. Provisions for future expansion.
9. Cast-in-place concrete shall be per Dutchland Standard Specification Section 03310.
10. Precast concrete shall be per Dutchland Standard Specification Section 03420.
11. All reinforcement to be standard, non-epoxy coated.
12. Furnish and install base and wall joint sealant per Dutchland design standards.
13. **Furnish and install the tank interior coatings:**
    a. Provide coatings per 09970 within interior of AGS reactor basins 1, 2, & 3 and the WAS surge basin including surface preparation.
    b. AGS Basins: coatings to be applied to the underside of all walkways overhanging the interior of the AGS reactor basins, top 5' of the tank walls, and the interior and exterior surfaces of the effluent thoughs.
    c. WAS Basin: coatings to be applied to the underside of all walkways overhanging the interior of the WAS basin and the full wall height.
14. **Furnish and install the tank exterior coatings:**
    a. Provide coatings per 09900 for the exterior of the tank including surface preparation.
    b. *Commonwall between AGS basin no. 3 and future basin no. 4 does NOT include an exterior coating.*
15. All labor, material, and equipment necessary to pour the base, erect the tank structure, **and apply the interior and exterior coatings.**
16. Provide shop drawings and calculations signed and sealed by a licensed Professional Engineer in the State of Florida for Dutchland's scope of work.
17. Warranties:
    a. 5-year limited structural warranty.
    b. 5-year interior coating warranty.
    *c. These are corporate guarantees and not covered by any bonds or insurance policies.*

**Exclusions:**

1. **Ground improvement design and installation**.
2. All site work related to access, excavation, excavation maintenance, shoring, sub-base preparation, dewatering, crane pads, delivery truck roads and pads, concrete delivery wash out areas/holes, and backfill of tank site.
3. Survey and layout work other than precast layout.
4. Engineering approval fees.
5. Dumpsters, sanitary stations, and any other temporary facilities.
6. Water, other than drinking water for employees of Dutchland.
7. Any concrete/stone fill, if required.
8. All cast-in pipe/sleeve penetrations through the cast-in-place concrete base slab.
9. All cast-in pipe/sleeve penetrations through the precast concrete panels. *GC to furnish these items for Dutchland to cast into the precast concrete panels.*
10. All cast-in access hatches through the precast concrete panels. *GC to furnish these items for Dutchland to cast into the precast concrete panels*.
11. Any slide gates, stop plates, and weir plates, if required.
12. All interior, exterior, and underslab piping, pipe supports, and concrete pipe encasement.
13. Supply and installation of all mechanical equipment and accessories.
14. Crystalline admixture or fibers in the concrete.
15. Frost footings. *Backfill assumed to be sufficient for frost protection.*
16. All testing including sub-grade testing, concrete strength break testing, and tank leak testing. *Contractor is responsible for water supply, disposal of water, all pumping, pipe plugs, and labor to fully execute the leak testing requirements*.
17. All miscellaneous metal items including, but not limited to, access stairs, ladders, permanent and temporary handrail, permanent and temporary safety barricades, and grating and grating support. *Safety railing installed by Dutchland is for use by Dutchland personnel only and will be removed upon Dutchland's demobilization from site.*
18. ~~Interior and exterior coatings, if required.~~
19. Taxes.
20. **State or Federal Prevailing wages,** Union labor or the inclusion of Project Labor Agreements.
21. Traffic control into and onsite.
22. All costs associated with wintertime/cold weather construction.
23. Protection of work.
24. Consequential damages and GC/Owner's attorney fees.
25. All bonds including, but not limited to, performance and payment bonds, state and local highway bonds, and road bonds.
26. Costs to repair road damage caused by concrete trucks, tractor-trailer delivery trucks, and cranes.
27. Permits, easements, and right-of-way agreements.

**Qualifications and Clarifications:**

Site Access and Preparation Specific:

1. GC and Dutchland must develop and mutually agree upon a final "Site Logistics Plan" prior to the execution of a contractual agreement, and it must be attached to the final contractual agreement between the two parties.
    a. **Pricing is based on GC providing access onto the base slab for precast installation crane and precast delivery trucks. If required, the access ramp onto the base slab must be made of stone and have a maximum slope of 8:1. After the majority of the tank is installed, the installation crane will set up on**

**a sufficient level pad outside of, but adjacent to the tank, to complete the installation.**

b. Pricing is based on precast installation cranes utilizing up to 100% of chart capacity. Non-engineered lift plans and in-house engineered erection plans are included. Any requirements for engineered lift plans, independent engineered erection plans, or a reduction in allowable crane chart capacity shall be subject to additional costs.

2. GC is responsible for all labor, material, and costs associated with providing and maintaining access roads into and within the jobsite as required to support the logistics of Dutchland. Site access roads are to be level, cleared, and dry (in all weather conditions), with a 14'-0" minimum height clearance and 15'-0" minimum width capable of handling tractor trailer combinations with 90,000 lbs. GVWR operating under their own power with adequate maneuverability.
3. GC is responsible for all labor, material, and costs associated with providing and maintaining crane and pump truck pads to support the logistics of Dutchland. Area in front of the crane or pump truck pads to accommodate two tractor trailers or mixer trucks for off-loading. Crane and pump truck pads are to be level, solid, cleared, and dry (in all weather conditions).
4. Site access roads and crane and pump truck pads must be maintained by the GC until Dutchland has completed its scope of work. Application of stone by GC may be required to ensure all weather access and maintenance.
5. GC is responsible for all necessary work to eliminate any overhead and ground interference for Dutchland's equipment on site including the crane and its 360-degree rotation. The crane operator must have an unobstructed view of his work area.
6. The excavation is to extend 4'-0" beyond the perimeter of the concrete base to allow for adequate working access.
7. GC to provide survey and layout complete with the corners of the tank structure and all underground utilities marked (off-set so they are not in the way of the excavator), and an elevation pin.
8. GC is responsible for testing the subgrade and/or sub-base bearing capacity to confirm it meets the required bearing capacity, moisture, and density. GC will be responsible for all repairs and costs if concrete walls or concrete base shift, move, or crack due to poor subgrade and/or sub-base bearing capacity.
9. GC to consider Dutchland's access requirements when determining shoring locations for the excavation. Any additional costs associated with the failure to coordinate shoring locations with the access requirements of Dutchland will be the sole responsibility of the GC.
10. GC to keep the excavation for the tank free of water at all times by any means necessary. This includes measures necessary to eliminate storm water runoff from entering the excavation site and snow removal. Water removal and the protection necessary to prevent water from entering the excavation site must continue until the tank is installed and the backfilling is complete.
11. GC to furnish and install a stable subgrade and stone sub-base capable of achieving the minimum bearing capacity defined by the Design Engineer. A 6" minimum thick stone sub-base consisting of ¾" stone finely leveled and screeded within plus or minus 1" of stone grade specified in the approved shop drawing created by Dutchland.
12. GC to provide a water supply to Dutchland with no fee imposed upon Dutchland for its use.
13. All excavation, trenching, and similar work shall be performed by the GC/Site Contractor and shall be in strict conformance with any and all applicable OSHA regulations and requirements, as well as conformance with any and all applicable safety requirements of all applicable governing entities.
14. Backfill must be completed per project plans and specification requirements.

**Coating Specific Qualifications/Clarifications:**

1. GC to supply crane to install & remove coating related lifts, materials, etc. in & out of tank basins.
2. GC to supply dumpsters, water service, removal of all obstructions impeding access, and traffic control onsite.

**General Qualifications/Clarifications:**

1. The GC is to use extreme care when vehicles/heavy equipment are close to the tank structure.
2. Payment for precast manufactured and stored at Dutchland is required. Dutchland will provide insurance and all required documentation.
3. Billing to be based on mutually agreed upon schedule of values with monthly invoicing based on actual work completed. Net thirty (30) days.
4. Payment security required. Payment security may be in the form of performance and payment bonds, letter of credit, or joint escrow account.
5. Proposal pricing is offered for a period of **thirty (30) days** and is subject to change pending final permits, reviews, inspections, etc.
6. The final payment may not be retained by GC if project delays occur, which are not directly caused by Dutchland, that cause the project completion date to extend beyond the planned completion date of the project at time of award, regardless of the payment terms of the GC with the Owner.
7. Proposal pricing is based upon GC/Owner providing insurance coverage, such as a Builders Risk Policy, to address any/all possible costs and damages associated with an Act of God event such as, but not limited to, flood, tornado, earthquake, high wind event, or some other uncontrollable event. This coverage shall also include the interests of Dutchland.
8. If the project is tax exempt, Dutchland must have a copy of the tax exemption certification sent with the contractual agreement.

**Pricing and Alternates:**

*AGS Tank Total* ..... *$6,450,000.00*

*Add Coatings* ..... *$885,550.00*

**AGS Tank with Coatings Combined Total .....$7,335,550.00**

**Add Sales Tax ..... $162,500.00**

**Add Performance and Payment Bond .....Add 1.5% to the Total Contract Value**

Thank you for allowing Dutchland LLC to be a part of this project.

Sincerely,

*Bryan Gemma*

Bryan Gemma
*Regional Sales Manager*
Dutchland LLC

11. Halfen anchors
12. Stair Nosings
13. Supply of and/or installation of grout and or concrete or concrete fill.
14. All gage metal, including light gage metal studs or track (unless specifically listed as a miscellaneous item)
15. Metal deck over light gauge materials
16. Installation of any materials that attached to light gage framing. Specifically, deck over light gage trusses and/or other framing.
17. Material, labor, and holes for wood to steel connections and/or wood "nailer" holes.
18. Any costs associated with permits, inspections, or field surveys.
19. Burglar bars on roof opening frames.
20. Roof opening frames for any items not specifically shown and located on the architectural and/or structural drawings
21. Vented deck for light weight concrete
22. Any non-ferrous materials unless specifically listed as a miscellaneous item.
23. Flexible closure strips
24. Precast embeds
25. Layout, drilling and installation of expansion bolts and shelf angles.
26. Anchor bolt templates
27. Samples
28. Reinforcing steel
29. All cast iron items unless specifically included (site castings, trench covers, downspout covers, nosings, etc.)
30. Dissimilar metal protection
31. Shoring for metal deck pours
32. Demolition and removal or relocation of existing materials
33. Perimeter safety rail at roof and/or any and all floors and all openings therein.
34. Safety cables other than those required for steel erection
35. Liquidated damages of any type.
36. Bond costs
37. Composite clean-up crew
38. Manufacturers other than Steel Fabricators LLC for stair systems.
39. Bituminous/mastic coatings
40. Specification sections: 05400, 05580, 05700, 05810
41. Costs for customer specific safety orientation of on site workers, if required this will be offered on a unit price basis at standard straight time rates.
42. "Warehouse" premiums for raw material.
43. Shop and field independent inspection costs
44. "Pay When Paid" payment terms.

**QUALIFICATIONS**

1. Field dimensions, if required, are to be supplied by others in a manner so timely as to promote a fluent detailing process.
2. Others are to expose work areas, protect and/or relocate all glass, utilities, or any items, which can be damaged due to welding or burning. Fire watch, if required, is by others. If these items are left in place unprotected, Steel Fabricators, LLC will not accept responsibility for damage. Any materials that limit the operation of the crane and/or crew are to be removed by others.
3. Others are to provide adequate roads into and through the site for the safe delivery of cranes and material. Properly graded, convenient and adequate space for the operation of cranes and equipment, storage of materials, and removal of all overhead obstructions such as power lines in order to provide a safe area of erection shall be provided by others.
4. Others are to provide adequate roads into and through the site for the safe delivery of material. These accesses must be properly graded. The construction site must provide convenient and adequate space for the storage of materials.
5. Where applicable on tilt wall construction, proposal anticipates crane and truck access onto the interior slab of the building through an opening created by the leaving out of a mutually agreed upon tilt wall panel.

When included in erection scope, all angles bolted to panels are planned for installation prior to tilting panels.

6. Where applicable on projects with field applied shear connectors, proposal anticipates availability of 440 Volt. 3 Phase electrical power for stud welding.
7. This Proposal is based on one (1) continuous uninterrupted erection operation. If it is necessary to have additional equipment and/or personnel move-ins due to the fault of others, an extra contract will be issued to cover the cost at a rate of **$75.00** per crew man-hour and size of crane will determine charges for same.
8. Miscellaneous steel as listed in this Proposal will be accepted under Contract only as listed. The acceptance of miscellaneous steel as a specification section item is specifically excluded.
9. Connections not specified and detailed on the contract drawings will be designed to resist ½ the total uniform allowable load capacity for a non-composite section (for the given span and grade of steel specified) or ½ the maximum shear allowable load capacity for each section, whichever is smaller, Ref. AISC 9th edition manual. These are "standard" connections and therefore it is understood that signed and sealed calculations are not required.
10. In order to help us comply with delivery requirements, we reserve the right to substitute specification ASTM A572 Grade 50 for ASTM A992 (Fy-50ksi) covering structural 'w' shapes.
11. The scope of work as defined herein shall be included within any resultant contract or purchase order.
12. Proposal is based on complying with the current OSHA Standards, **Subpart R**-steel erection.
13. Proposal is based on mill material and mill rolling schedules.
14. **PLEASE NOTE:** Schedules provided are subject to the following conditions:
    - Steel Fabricators will need to receive a letter of intent, purchase order, signed proposal or contract prior to beginning any function (i.e. shop drawings, ordering of materials, fabrication, or erection) for this project.
    - Steel Fabricators will need to receive a copy of the Notice of Commencement. Steel Fabricators will not be held responsible for any delays in issuance of the above documents and any such delays could result in extra charges.
15. Foundations are to be completed by others to grade with anchor bolts properly set with center lines marked in both directions on foundations and leveling nuts set at proper elevation. Steel Fabricators excludes any survey work.
16. **NOTE: If our proposal includes installation of roof frames these must be completed prior to deck installation.** If information is not provided in a timely manner the following are the two alternatives: 1. To install each frame once roof deck is installed - will cost a minimum of **$500** to install each frame. (An executed change order will be required prior to commencement.) **OR** To avoid additional erection charges the erection may be delayed until roof opening information is received per Steel Fabricators, LLC set standard.
17. Our pricing is based on current mill rolling schedules and material availability. All conditions apply as presently stated by mills and suppliers relative to Material costs, availability, Surcharge, Delivery, and Fuel surcharge. Variations to any of the above items through the duration of this project shall be cause for revision to this proposal.

## ERECTION CONDITIONS

1. Proposal is based on normal daylight hours from 7:00 a.m. to 3:30 p.m., Monday through Friday.
2. Others are to provide staging area to store materials.
3. Proposal is based on (1) crane and crew mobilization for entire project.
4. Proposal excludes any demolition.
5. Others are to provide all barricades, temporary pedestrian walkways, and all protection from welding sparks, flashes, heat etc. for all people, buildings, merchandise and vehicles. Street closing permit, police protection, etc. as required are to be provided by others for all erection operations, crane access and staging area for stored materials.
6. Walkway buildings will have to be closed to pedestrian traffic while erecting steel above.
7. Others are to provide any ventilation necessary due to welding fumes. Smoke evacuation and fire protection/watch by others.
8. Proposal excludes any penetrations through the roofing material and metal deck for installation of roof top frames.
9. Others are to remove conduits, plumbing, air ducts, sprinkler lines, rain water leaders, fireproofing, and mechanical ducts, etc. interfering with the erection of structural steel.

10. Proposal excludes any provision for temporary safety devices, i.e. safety cable of any type (with or without toe plate) or barricades of any type.
11. Fully vacate work areas from store employees, customer store products, isle rack, and any type of existing obstruction that may delay the process of erection or create a safety hazard in existing subject work areas.
12. Others are to protect all existing glass on adjacent structures, walkway between structures and walkway over Street.

**Subject to terms and conditions hereby referred to and made a part of this proposal.**

**SUBCONTRACT:**

1. **Steel Fabricators, LLC reserves its right to review and modify General Contractor's standard form of subcontract prior to performance of the work.**

**TERMS OF PAYMENT:**

1. **Mill, warehouse or stock material received at our plant will be invoiced monthly.**
2. **Seller is entitled to payment of fabricated materials stored at Seller plant or marshaling yard, or jobsite, on a monthly basis.**
3. **Payment terms for furnish and install contracts: Net 30 days, 10% retainage if required, to be reduced to 5% upon 50% completion of Seller's scope of work.**
4. **Final payment due 90 days from completion of Seller's scope of work. (Note: Continuance of other trades constitutes acceptance of structural steel frame.)**
5. **No retainage is to be held on change orders.**
6. **Buyer agrees to pay interest at 18% per annum, to begin accruing 30 days from invoice date, on all overdue invoices.**

**This proposal when accepted by the Buyer and approved by an officer and/or credit department of Steel Fabricators, LLC becomes a contract in full force and binding on both parties.**

**PAINT: STEEL FABRICATOR STANDARD PRIMER**

**STEEL FABRICATORS, LLC**
**SALESMAN: SHANE RUSSELL**
**DATE: 5/21/25**
**QUOTE #: 2025-1072**

**BUYERS ACCEPTANCE:**
**BY:** _____
**DATE:** _____

# Universal Painting Corporation

***Fax Bid Form***

**To:**

**Company:** **PCL Construction**

Fax #: Phone #:

From: **Dave Billingsley** Direct Phone: (864) 844-3512 Email: dbillingsley@universalpainting.com

Bid Date 12-Nov-25 2:00 PM Submitted Date 12-Nov-25

**Project:** **Manatee County SERWRF Capacity Improvements Phase B**

**Addenda Received:** **None**

## Our Proposal includes the following:

Per Plans and Specification as shown for the Divisions listed below,

**Base Bid by Specification Section:**

| Division | Description of Work (Listed by Area) | Amount |
|---|---|---|
| 0 9900 - Painting, | Electrical Bldg 4 | $23,541 |
| 0 9900 - Painting, | Oxidation Ditch 3 and Aerobic Basins | $19,626 |
| 0 9970 - Surface Protection Spray System, | AGS Tank | $3,740,031 |
| 0 9900 - Painting, | Blowers and Generator Area | $69,174 |
| Mobilization, General Conditions, Submittals, Contingency and Punch Out | | $142,230 |
| | **TOTAL PROPOSED AMOUNT** | **$3,994,603** |

| Number | Description of Work | |
|---|---|---|
| 0 7100 | Joint Sealants | $125,208 |

| | Yes | No | | Yes | No |
|---|---|---|---|---|---|
| Bonds Included? | | XX | Materials & Labor | XX | |
| Proposal valid for | 60 days | | Labor Only | | XX |
| Per Plans & Specs? | XX | | Terms 2% NET 10, NET 15 | XX | |
| Certified MBE or WBE? | | XX | Retainage Held per Projects state law | XX | |
| Visited Job-Site? | | XX | Crew Days | | 923 |

Confidential

**4196 Merchant Plaza #459 Lake Ridge, VA 22192 Phone (864) 844-3512 Fax (863) 594-1905**

**C:\Users\seipl\Documents\Bids\2025\11-Nov\FL Manatee County SERWRF Capacity Imp Phase B\Manatee County SERWRF Capacity Improvements Phase B**

# Universal Painting Corporation

***Fax Bid Form***

**4196 Merchant Plaza #459 Lake Ridge, VA 22192  Phone (864) 844-3512  Fax (863) 594-1905**

**C:\Users\seipl\Documents\Bids\2025\11-Nov\FL Manatee County SERWRF Capacity Imp Phase B\Manatee County SERWRF Capacity Improvements Phase B**

# Universal Painting Corporation

***Fax Bid Form***

**Exclusions/Notes:**

Proposal is based on a 40-hour workweek, Electricity and Potable Water shall be supplied within 100 feet of the work area by GC or CMAR, Blast Media shall remain on ground, All Metals are to be prepared and shop primed by GC/CMAR or their suppliers, Exclude Aluminum in contact with concrete, Exclude all Manholes unless stated above, Exclude all labels other than stencils and color coding on piping field painted by UPC only, Exclude all pipe interiors, All water retaining structures shall be clean and maintained dry by GC/CMAR, All crane lifts and assistance with unloading materials and equipment shall be provide by GC/CMAR, Exclude FRP Ducts, Piping & Scrubbers, Payments beyond 45 days is subject to a 1.5% Fee, This proposal and work scope shall become part of the contract and any unlisted work shall be done on a change order, Guarantee shall be 1 year from date of acceptance not to exceed 18 months from date of installation, Bid price based on UPC standard wages. If Davis Bacon required, please contact us prior to bid date., Exclude all buried pipe, No Enviroment Controls, Exclude all lead and asbestos abatement , All damaged/abraded,field welded, and beyond maximum recoat window items that were shop/factory pre-finished will be repaired on a lump sum change order basis outside this scope, If factory/shop primed items are noncompatible with the specified paint system, the barrier coat or removal and re-prime shall be done on a lump sum change order basis, Environmental Considerations: No containment of the work surfaces are planned. Heat for working in inclement weather has not been included. Ambient and Substrate temperature must be within manufacturers products data sheets, Includes standard provisions for General Liability and Workers Comp. If additional endorsements are required, additional costs will apply, Painting of pipe prior to being insulated is specifically excluded, If nuts and bolts on piping are not required to be painted a change order will be required., Third Party NACE inspection excluded, Manufacturer's inspections limited to hold point inspections only(after pre cleaning and surface preparation, after primer application, after intermediate coat application, and after final coat application with final cure and testing if required)., Pricing is not stand-alone without approval,

Above proposed amount is based on that all work must be substantially completed before 12-Feb-28
Any work beyond the above stated date may be subject to a price increase.

Confidential

**4196 Merchant Plaza #459 Lake Ridge, VA 22192 Phone (864) 844-3512 Fax (863) 594-1905**

# Bid

**Quote Number: 101245459v3**
Use quote number at time of order to ensure that you receive prices quoted

Hach
PO Box 608
Loveland, CO 80539-0608
Phone: (800) 227-4224
Email: quotes@hach.com
Website: www.hach.com

Quote Date: 14-May-2026 Quote Expiration: 13-Jun-2026

PCL Construction

Name: Bill Naramore
Phone: 8134251459
Email: WENaramore@pcl.com

Customer Quote Reference: Manatee County SERWRF Capacity Improvements

Sales Contact: Andrew Roach Email: Andrew.Roach@hach.com Phone: 727-336-1862

## PRICING QUOTATION

| Line | Part Number | Description | Qty | Net Unit Price | Extended Price |
|---|---|---|---|---|---|
| | | Please reference clarification comments within quotation | | | |
| | | Note: Specifications note the AGS Vendor will be providing the Aerobic Granular Sludge System. The instrumentation schedule has noted that most of the instrumentation is to be provided by the AGS vendor. Hach has reached out for clarification and has not received any response. Therefore Hach is going by the instrumentation list and only quoting the pH analyzer and Sampler for the Headworks Influent noted to be supplied by CS Contractor. Note: Throughout the 996 pages of documentation on this project there are extremely limited specifications for instrumentation other than the sampler. Hach has quoted the above instrumentation however quote recipient is responsible to verify requirements. | | | |
| **pH Analyzer** | | | | | |
| 1 | DPD1P1 | pHD sc: Digital pH sensor with glass differential electrode, sc compatibility, PEEK®, Convertible Mount. Standard lead time 7 days. | 1 | 1,272.06 | 1,272.06 |
| 2 | MH236B00Z | CPVC Immersion Handrail Mounting Hardware, 1", pHD Series. Standard lead time 3 days. | 1 | 732.60 | 732.60 |
| | | One year supply of manufacturing recommended spare parts listed below | | | |
| 3 | SB-P1SV | Salt bridge PEEK, PVDF junctions, for pHD sensor. Standard lead time 3 days. | 2 | 102.86 | 205.72 |

| Line | Part Number | Description | Qty | Net Unit Price | Extended Price |
|---|---|---|---|---|---|
| 4 | 25M1A1025-115 | Standard Cell Solution, Concentrated pH 7.0 Buffer (Equi-Transferrant), 500 mL. Standard lead time 3 days. | 1 | 94.72 | 94.72 |
| 5 | 2947600 | Buffer Solution Kit, Color-coded, pH 4.01, pH 7.00 and pH 10.01, 500 mL. Standard lead time 0 days. | 1 | 31.29 | 31.29 |
| 6 | LXV525.99Z11551 | SC4500 Controller, Prognosys, 5x mA Output, 2 digital Sensors, 24 VDC, without plug. Standard lead time 3 days. | 1 | 2,723.94 | 2,723.94 |
| 7 | LXZ524.99.00036 | Mounting hardware with sunroof. Standard lead time 22 days. | 1 | 521.70 | 521.70 |
| 8 | LXZ524.99.00004 | SC4x00 UV Protection Screen. Standard lead time 3 days. | 1 | 188.70 | 188.70 |
| 9 | 891901 | TAG, # AE/AIT-10001. Standard lead time 15 days. | 1 | 76.96 | 76.96 |
| | | | | Subtotal | $ 5,847.69 |
| **Section 13310, 2.14 Sampler** | | | | | |
| 10 | ASA.CXXX2111XX | AS950 All Weather Refrigerated Sampler, 115 V, Heater, AC Power Backup, Composite 20 L PE Bottle, Vinyl Tubing. Standard lead time 20 days. | 1 | 9,040.57 | 9,040.57 |
| | | One year supply of manufacturing recommended spare parts listed below | | | |
| 11 | 6494 | Container, 5.5 Gallon (21 Liter) Polyethylene. Standard lead time 16 days. | 1 | 151.69 | 151.69 |
| 12 | 920 | Vinyl Tubing, Intake, 3/8 inch Interior Diameter, 25 ft. Standard lead time 3 days. | 1 | 85.47 | 85.47 |
| 13 | 4600-15 | Silicone Pump Tubing, 3/8" Inner Diameter, 15 ft. Roll. Standard lead time 7 days. | 1 | 157.85 | 157.85 |
| 14 | 926 | Strainer, PTFE/Stainless Steel. Standard lead time 3 days. | 1 | 123.20 | 123.20 |
| 15 | 8849 | Desiccant bag for 900Max controller. Standard lead time 10 days. | 2 | 11.74 | 23.48 |
| 16 | 891901 | TAG, # CS-10001. Standard lead time 15 days. | 1 | 80.08 | 80.08 |
| | | | | Subtotal | $ 9,662.34 |
| **Services** | | | | | |
| 17 | WRTUPGGLPHORP | First Year WarrantyPlus Service Agreement includes: One start-up OR one PM/Calibration on site per year; all parts, labor, and travel for on-site, factory recommended maintenance (including required parts), unlimited technical support calls, and free firmware update | 1 | 299.00 | 299.00 |
| 18 | PMP-GLPHORP-4V | Second year PMP-GLI pH ORP PROBE 4V-(FRV 1) | 1 | 1,283.36 | 1,283.36 |
| 19 | PMP-GLPHORP-4V | Third year PMP-GLI pH ORP PROBE 4V-(FRV 1) | 1 | 1,332.72 | 1,332.72 |
| 20 | WRTUPGSC4500 | First year WarrantyPlus Partnership provides full coverage, including parts, labor, and travel for instrument startup or one preventative maintenance visit, and on-site repairs with priority status. sc4500 | 1 | 316.00 | 316.00 |
| 21 | FSPSC4500 | Second year Field Service Partnership provides full coverage, including parts, labor, and travel for one preventative maintenance visit per year and on-site repairs with priority status. | 1 | 379.60 | 379.60 |
| 22 | FSPSC4500 | Third year Field Service Partnership provides full coverage, including parts, labor, and travel for one preventative maintenance visit per year and on-site repairs with priority status. | 1 | 394.20 | 394.20 |
| 23 | WRTUPGAS950 | First year WarrantyPlus Service Partnership provides full coverage, including parts, labor, and travel for instrument startup OR one preventative maintenance visit, and on-site repairs with priority status. Coverage only includes AS950 Controller. For refrigeration system coverage use FSPREFRIG. | 1 | 891.00 | 891.00 |
| 24 | FSPREFRIG | First year Field Service Partnership provides full coverage, including parts, labor, and travel for one preventative maintenance visit per year and on-site repairs. Coverage only includes refrigeration system. Separate coverage available for sampler controller. | 1 | 541.00 | 541.00 |
| 25 | FSPAS950 | Second year Field Service Partnership provides full coverage, including parts, labor, and travel for one preventative maintenance visit per year and on-site repairs with priority status. Coverage only includes AS950 Controller. For refrigeration system coverage use FSPREFRIG. | 1 | 1,060.80 | 1,060.80 |
| 26 | FSPREFRIG | Second year Field Service Partnership provides full coverage, including parts, labor, and travel for one preventative maintenance visit per year and on-site repairs. Coverage only includes refrigeration system. Separate coverage available for sampler controller. | 1 | 562.64 | 562.64 |
| 27 | FSPAS950 | Third year Field Service Partnership provides full coverage, including parts, labor, and travel for one preventative maintenance visit per year and on-site repairs with priority status. Coverage only includes AS950 Controller. For refrigeration system coverage use FSPREFRIG. | 1 | 1,101.60 | 1,101.60 |
| 28 | FSPREFRIG | Third year Field Service Partnership provides full coverage, including parts, labor, and travel for one preventative maintenance visit per year and on-site repairs. Coverage only includes refrigeration system. Separate coverage available for sampler controller. | 1 | 584.28 | 584.28 |

| Line | Part Number | Description | Qty | Net Unit Price | Extended Price |
|---|---|---|---|---|---|
| | | Per Section 13300, 3.08 Hach standard on-site classroom training has been quoted. | | | |
| 29 | TRD21750-1 | Onsite Custom Training - 1 day | 1 | 7,584.00 | 7,584.00 |
| | | | | Subtotal | $ 16,330.20 |
| | | | | Grand Total | $ 31,840.23 |

# NOTES

****NOTE: FREIGHT IS NOT INCLUDED IN THE GRAND TOTAL PRICE****

See attached freight schedule for estimated charges

Hach is providing a quotation for the instrumentation above. Hach is not responsible for any other requirements outside of the instrumentation quoted above. The instrumentation is based on the written specifications provided.

For further clarification, see attached document, project clarifications.

## Project Clarifications

As an instrument manufacturing company Hach can only be responsible for supplying the pertinent analytical instrumentation as well as any required manufacturer startup services or training. All other project requirements will be the responsibility of the contractor/integrator.

Pricing has been offered based on the instrument specifications provided to Hach Company. It will be the responsibility of the requestor to verify that all instrumentation and quantities offered are accurate. If it is found there are any discrepancies it will be the responsibility of the requestor to obtain revised pricing as required from Hach Company.

Listed below are the required project clarifications that need to be reviewed and verified by the requestor. It is the responsibility of the requestor to ensure all instrumentation requirements for the project have been addressed.

**PART 1 – GENERAL PROJECT REQUIREMENTS:**

Hach Company is a manufacturer and has only reviewed the sections that are pertinent to us. The following sections have been reviewed:

Section 13300

Section 13310

If there is other pertinent project information, it is the responsibility of the requestor to supply Hach Company with the additional sections containing the information related to the products and services offered.

Standard Hach Company submittal packages, O&M manuals, and drawings can be supplied at the request of the customer. Custom formatting of any submittal packages, data sheets, manuals, or drawings is not available. Documentation can be supplied electronically via email. Documentation cannot be downloaded to any type of FTP or 3rd party site. Hard copy manuals are no longer available. Manuals can be downloaded from Hach's Web-Site www.hach.com

for no additional charge.

The instrumentation has been offered with standard warranty terms. Extended warranties for up to a (3) year warranty term can be purchased for an additional charge if required. All warranties go into effect the day the instrumentation ships from the factory.

If warranty is up to Substantial completion date, quote recipient is responsible to verify required term as Hach was not provided the required substantial completion date.

Per Section 13300, 3.09 a three year warranty is required. Specifications also note the requirement for service contracts. Therefore Hach has quoted three years of Hach standard Service programs. Please note the first year includes Hach standard startup services.

**PART 2 – PRODUCT:**

**GENERAL REQUIREMENTS:**

The instrumentation is supplied with the necessary fuses; however, it will be the responsibility of the contractor/integrator to supply any required surge or lightning protection as Hach Company cannot supply these items.

Hach Company is an instrument manufacturer and is unable to supply any type of instrument enclosures such as, but not limited to: NEMA 4X Stainless Steel, any type of Stainless Steel Enclosure, Enclosures with Heating or Cooling elements, or Enclosures with Condensers, instrument back panels, or instrument racks. These items will need to be supplied by the integrator/contractor.

Digital inputs: four digital inputs are available with the IO9004 module

The module has been quoted the additional sensors have not been quoted as specifications were not provided. Specifications has noted, shall allow these functions. Quote recipient responsible to determine requirements as a new quotation may be required

Note: Hach takes exception to 2.14, K the AS950 AWRS is not capable of providing Ethernet/IP Communication

2.14, L: Specifications do not provide the required length of the intake tubing. The AS950 AWRS has been quoted with 35 ft of vinyl intake tubing. Longer lengths are available if required at additional cost. Quote recipient is responsible to verify requirements. The AS950 AWRS has been quoted with a stainless steel/Teflon strainer.

Note: Specifications did not provide the required bottle configuration of the sampler. The AS950 AWRS has many different bottle configurations available. Hach has quoted the AS950 AWRS with the composite one bottle 5.5 gallon bottle configuration that includes the full bottle shut off. If any other configuration is required a new quotation must be provided. Quote recipient is responsible to verify requirements.

2.14, P: Per Section 13310, 2.02 a one year supply of manufacturing recommended spare parts have been quoted. Verify requirements.

2.14, Q: Per Section 13300, 3.09 a three year warranty is required. Specifications also note the requirement for service contracts. Therefore Hach has quoted three years of Hach standard Service programs, which includes Hach standard start up services in the first year.

Per Section 13300, 3.08 Hach has quoted Classroom training. Verify requirements

**PART 3 – EXECUTION:**

Per Section 13300, 3.09 three years of Hach Company has offered Warranty Service programs The comprehensive warranty upgrade covers one year from time of shipment and includes: Instrument start-up, all parts, labor, and travel for on-site repairs, calibrations (depending on instrument), factory recommended maintenance (including required parts), unlimited technical support calls, and free firmware updates. On-site response for "down" instrument repairs is typically 3 business days. Standard business hours are 8am-5pm M-F local time, excluding holidays. Please see service terms and conditions for additional details on our service plans, and to ensure you have an opportunity to review our environmental and safety requirements

If standard O&M training is also required, and can be performed during start-up services no additional charges will apply. The standard O&M training is limited to familiarizing personnel with the hardware, instruction on day-today operations, preventative and regular maintenance, trouble shooting and system diagnostics. If any additional training other than standard O&M training is required, or if training is to be performed at any other time than during start-up services, additional charges will apply. If additional training is required Hach Company reserves the right to review all requirements prior to acceptance. The Hach Company has exclusive rights to all training. Neither services nor training can be recorded (audio and/or video) for future use.

If it is found additional days of startup services will be required they will be added for an additional charge. If the startup is not performed in consecutive days, additional travel charges may apply.

Hach Company is not able to provide any installation services.

Per Section 13300, 3.08 Hach standard on-site classroom training has been quoted. Pricing may vary based on training requirements. Please note Hach training can only be provided as outlined below. Exception taken to any other requirements

- The exact length of the class will be determined by a Hach Company Instructor.
- Hach Company will prepare a detailed syllabus once the training is scheduled.
- Handouts will be provided to each attendee.
- Price includes instructor preparation time and travel expenses.
- Class must be scheduled a minimum of 4-6 weeks in advance and is based on Hach Company Instructor availability.
- The Hach Company has exclusive rights to this training course and it cannot be recorded (audio and/or video) for future use.

Hach Company is not bidding any other instrumentation or requirements listed within the bidding documentation.

Hach Company payment terms are Net (30) days from invoice date and Retainage Terms of any kind will not be accepted for any order resulting from this quotation.

Hach Company standard terms and conditions will apply to any order or contract that may result from this bid.

## TERMS OF SALE

**Freight:** Ground Prepay and Add

**FOB:** Origin

**ALL LEAD TIMES ARE ESTIMATED AND NOT GUARANTEED.**

**All purchases of Hach Company products and/or services are expressly and without limitation subject to Hach Company's Terms & Conditions of Sale ("Hach TCS"), incorporated herein by reference and published on Hach Company's website at www.hach.com/terms. Hach TCS are contained directly and/or by reference in Hach's offer, order acknowledgment, and invoice documents. The first of the following acts constitutes an acceptance of Hach's offer and not a counteroffer and creates a contract of sale "Contract" in accordance with the Hach TCS: (i) Buyer's issuance of a purchase order document against Hach's offer; (ii) acknowledgement of Buyer's order by Hach; or (iii) commencement of any performance by Hach pursuant to Buyer's order. Provisions contained in Buyer's purchase documents (including electronic commerce interfaces) that materially alter, add to or subtract**

**from the provisions of the Hach TCS are not part of the Contract.**

**Due to International regulations, a U.S. Department of Commerce Export License may be required. Hach reserves the right to approve specific shipping agents. Wooden boxes suitable for ocean shipment are extra. Specify final destination to ensure proper documentation and packing suitable for International transport. In addition, Hach may require : 1). A statement of intended end-use; 2).Certification that the intended end-use does not relate to proliferation of weapons of mass destruction (prohibited nuclear end use, chemical / biological weapons, missile technology); and 3). Certification that the goods will not be diverted contrary to U.S. and/or applicable laws in force in Buyer's jurisdiction.**

ORDER TERMS:
Terms are Subject to Credit Review
In order for Hach to process the order as quickly as possible, please provide the following information.
• Complete Billing address.
• Complete Shipping address.
• Part numbers and quantities of items being ordered.
• Please reference the quotation number on your purchase order

If the order is over $25,000 Hach will also require the following additional information.
• Pricing
• Purchase Order Number
• Freight terms and INCO term FOB Origin or FCA Shipping Point
• Required delivery date
• Vendor name should specify "Hach Company" with the Loveland address:
    o Hach, PO Box 389, Loveland, CO 80539
• Credit terms of payment. Default payment terms are Net 30.
• Indicate if order needs to ship complete or if it can ship partial.
• Tax status
• Special invoicing instructions

Sales tax is not included on quote. Applicable sales tax will be added to the invoice based on the U.S. destination, if applicable provide a resale/exemption certificate.
Shipments will be prepaid and added to invoices unless otherwise specified.
Equipment quoted operates with standard U.S. supply voltage.
Hach standard terms and conditions apply to all sales.
Additional terms and conditions apply to orders for service partnerships.
Prices do not include delivery of product. Reference attached Freight Charge Schedule and Collect Handling Fees.
This Quote is good for a one time purchase
Virtual and/or on-site training must be scheduled/completed within 30 days of order, or the price will be subject to change.


Sales Contact:

| | |
|---|---|
| Name: | Andrew Roach |
| Title: | Regional Sales Manager |
| Phone: | 727-336-1862 |
| Email: | Andrew.Roach@hach.com |

**HACH** COMPANY

***Headquarters***
5600 Lindbergh Drive
Loveland, CO 80538-8842

***Purchase Orders***
PO Box 608
Loveland, CO 80539-0608

***WebSite***: www.hach.com

***U.S.A.***
Phone: 800-227-4224
Fax: 970-669-2932
E-Mail: orders@hach.com
quotes@hach.com
techhelp@hach.com

***Export***
Phone: 970-669-3050
Fax: 970-461-3939
Email: intl@hach.com

***Remittance***
E-mail: ach@hach.com

Checks: 2207 Collection Center Drive, Chicago, IL 60693

***Wire Transfers:***
Bank of America
231 S. LaSalle St.
Chicago, IL 60604
Account: 8765602385
Routing (ACH/EFT): 071923284
Routing (Dom Wires): 026009593
Swift Code Intl Wires: BOFAUS3N

Be Right™

**Quotation Addendum**

## ADVANTAGES OF WORKING WITH HACH

### Hach Service

*Protect your investment & peace of mind*

- ✓ A global partner who understands your needs
- ✓ Delivers timely, high-quality service you can trust
- ✓ Provides team of unique experts to help you maximize instrument uptime
- ✓ Ensure data integrity
- ✓ Maintain operational stability
- ✓ Reduce compliance risk

www.hach.com/service-contracts

### Pick&Ship™

*Pick&Ship™ Program offers a better way to keep your supplies in stock*

- ✓ **Convenience** of one purchase order for the entire year
- ✓ **Flexibility** to change, cancel or create new orders
- ✓ **Savings** from locking in prices & thus avoiding price surges and rush charges
- ✓ **Peace of mind** with automatic, reliable shipments just as you need them

www.Hach.com/pickandship

### Technical Support

*Provides post-sale instrumentation and application support*

- ✓ Hach's highly skilled Technical Support staff is dedicated to helping you resolve technical issues before, during and after the sale.
- ✓ Available via phone, e-mail, or live online chat at Hach.com!
- ✓ Fast access to answers at https://support.hach.com
- ✓ Toll-free phone: 800-227-4224
- ✓ E-mail: techhelp@hach.com

www.Hach.com

## ADVANTAGES OF SIMPLIFIED SHIPPING AND HANDLING

### Safe & Fast Delivery

- ✓ Receive tracking numbers on your order acknowledgement
- ✓ Hach will assist with claims if an order is lost or damaged in shipment

### Save Time – Less Hassle

- ✓ No need to set up deliveries for orders or to schedule pickup
- ✓ Hach ships order as product is available, at no additional charge, when simplified shipping and handling is used.

### Save Money

- ✓ No additional invoice to process – save on time and administrative costs
- ✓ Only pay shipping once, even if multiple shipments are required

**STANDARD SIMPLIFIED SHIPPING AND HANDLING CHARGES** [1, 2, 3, 4] *Pricing Effective 7/13/2024*

| Total Price of Merchandise Ordered | Standard Surface (Mainland USA) | Second Day Delivery (Mainland USA) | Next Day Delivery (Mainland USA) | Second Day Delivery (Alaska & Hawaii) | Next Day Delivery (Alaska & Hawaii) | **Collect** [4] Handling Fee *Effective 7/13/2024* |
|---|---|---|---|---|---|---|
| $0.00 - $49.99 | $10.75 | $26.89 | $50.14 | $43.15 | $82.02 | $8.00 |
| $50.00 - $149.99 | $12.90 | $38.02 | $71.75 | $54.52 | $103.65 | $8.00 |
| $150.00 - $349.99 | $15.05 | $40.15 | $81.79 | $55.37 | $106.26 | $8.00 |
| $350.00 - $649.99 | $17.20 | $44.98 | $89.44 | $56.22 | $108.87 | $8.00 |
| $650.00 - $949.99 | $17.20 | $54.49 | $112.39 | $66.20 | $128.13 | $8.00 |
| $950.00 - $1,999.99 | $30.10 | $64.01 | $135.34 | $76.17 | $147.38 | $8.00 |
| $2,000.00 - $3,999.99 | $30.10 | $79.14 | $165.12 | $91.12 | $176.99 | $8.00 |
| $4,000.00 - $5,999.99 | $53.75 | $94.27 | $194.90 | $106.06 | $206.59 | $8.00 |
| $6,000.00 - $7,999.99 | $64.50 | $108.99 | $225.36 | $118.80 | $229.04 | $8.00 |
| $8,000.00 - $9,999.99 | $96.75 | $162.82 | $318.16 | $174.21 | $330.40 | $8.00 |
| Over $10,000 | 1.0% of Net Order Value | 1.8% of Net Order Value | 2.8% of Net Order Value | 1.8% of Net Order Value | 2.8% of Net Order Value | $8.00 |

1 Shipping & Handling charges shown are only applicable to orders billing and shipping to U.S. destinations. Shipping & Handling charges will be prepaid and added to invoice. Shipping & Handling for the Pick&Ship Program is charged on each shipment release and is based on the total price of each shipment release. Shipping & Handling charges are subject to change without notice.

2 Additional Shipping & Handling charges will be applied to orders containing bulky and/or especially heavy orders. Refrigerated and all weather Samplers do not qualify for simplified Shipping & Handling charges, and are considered heavy products. Dissolved Oxygen Sensors can be damaged if exposed to temps below freezing, causing sensor failure. Must be shipped over night or 2nd day air during the cold weather months.

3 Orders shipping to Alaska or Hawaii: Additional Shipping & Handling charges may be applied at time of order processing. Second Day and Next Day delivery is not available to all destinations.

4 Hach Company will assess a collect handling fee on orders with collect shipping terms. This handling fee covers the additional costs that Hach Company incurs from processing and managing collect shipments.

Due to variations in component characteristics, regulatory transportation requirements and/or associated shipping and handling costs, individual kit components may or may not be packaged together in a single carton at time of final packaging and shipping.

## SALES TAX

Sales Tax is not included in the attached quotation. Applicable sales and usage taxes will be added to your invoice, at the time of order, based on U.S. destination of goods, unless a valid resale/exemption certificate for destination state is provided to the above address or fax number, attention of the Tax Dept.

# TERMS & CONDITIONS OF SALE FOR HACH COMPANY PRODUCTS AND SERVICES

This document sets forth the Terms & Conditions of Sale for goods manufactured and/or supplied, and services provided, by Hach Company of Loveland, Colorado ("Hach") and sold to the original purchaser thereof ("Buyer"). Unless otherwise specifically stated herein, the term "Hach" includes only Hach Company and none of its affiliates. Unless otherwise specifically stated in a previously-executed written purchase agreement signed by authorized representatives of Hach and Buyer, these Terms & Conditions of Sale establish the rights, obligations and remedies of Hach and Buyer which apply to this offer and any resulting order or contract for the sale of Hach's goods and/or services ("Products").

1. APPLICABLE TERMS & CONDITIONS: These Terms & Conditions of Sale are contained directly and/or by reference in Hach's offer, order acknowledgment, and invoice documents. The first of the following acts constitutes an acceptance of Hach's offer and not a counteroffer and creates a contract of sale ("Contract") in accordance with these Terms & Conditions: (i) Buyer's issuance of a purchase order document against Hach's offer; (ii) acknowledgement of Buyer's order by Hach; or (iii) commencement of any performance by Hach pursuant to Buyer's order. Provisions contained in Buyer's purchase documents (including electronic commerce interfaces) that materially alter, add to or subtract from the provisions of these Terms & Conditions of Sale are not a part of the Contract.

2. CANCELLATION: Buyer may cancel goods orders subject to fair charges for Hach's expenses including handling, inspection, restocking, freight and invoicing charges as applicable, provided that Buyer returns such goods to Hach at Buyer's expense within thirty (30) days of delivery and in the same condition as received. Buyer may cancel service orders on ninety (90) day's prior written notice and refunds will be prorated based on the duration of the service plan. Inspections and re-instatement fees may apply upon cancellation or expiration of service programs. Seller may cancel all or part of any order prior to delivery without liability if the order includes any Products that Seller determines may not comply with export, safety, local certification, or other applicable compliance requirements.

3. DELIVERY: Delivery will be accomplished FCA Hach's facility located in Ames, Iowa or Loveland, Colorado, or Romeoville, Illinois United States (Incoterms 2020). Legal title and risk of loss or damage pass to Buyer upon transfer to the first carrier. Hach will use commercially reasonable efforts to deliver the Products ordered herein within the time specified on the face of this Contract or, if no time is specified, within Hach's normal lead-time necessary for Hach to deliver the Products sold hereunder. Upon prior agreement with Buyer and for an additional charge, Hach will deliver the Products on an expedited basis. Standard service delivery hours are 8 am – 5 pm Monday through Friday, excluding holidays.

4. INSPECTION: Buyer will promptly inspect and accept any Products delivered pursuant to this Contract after receipt of such Products. In the event the Products do not conform to any applicable specifications, Buyer will promptly notify Hach of such nonconformance in writing. Hach will have a reasonable opportunity to repair or replace the nonconforming product at its option. Buyer will be deemed to have accepted any Products delivered hereunder and to have waived any such nonconformance in the event such a written notification is not received by Hach within thirty (30) days of delivery.

5. PRICES & ORDER SIZES: All prices are in U.S. dollars and are based on delivery as stated above. Prices do not include any charges for services such as insurance; brokerage fees; sales, use, inventory or excise taxes; import or export duties; special financing fees; VAT, income or royalty taxes imposed outside the U.S.; consular fees; special permits or licenses; or other charges imposed upon the production, sale, distribution, or delivery of Products. Buyer will either pay any and all such charges or provide Hach with acceptable exemption certificates, which obligation survives performance under this Contract. Hach reserves the right to establish minimum order sizes and will advise Buyer accordingly.

6. PAYMENTS: All payments must be made in U.S. dollars. For Internet orders, the purchase price is due at the time and manner set forth at www.hach.com. Invoices for all other orders are due and payable NET 30 DAYS from date of the invoice without regard to delays for inspection or transportation, with payments to be made by check to Hach at the above address or by wire transfer to the account stated on the front of Hach's invoice, or for customers with no established credit, Hach may require cash or credit card payment in advance of delivery. In the event payments are not made or not made in a timely manner, Hach may, in addition to all other remedies provided at law, either: (a) declare Buyer's performance in breach and terminate this Contract for default; (b) withhold future shipments until delinquent payments are made; (c) deliver future shipments on a cash-with-order or cash-in-advance basis even after the delinquency is cured; (d) charge interest on the delinquency at a rate of 1-1/2% (one and one half percent) per month or the maximum rate permitted by law, if lower, for each month or part thereof of delinquency in payment plus applicable storage charges and/or inventory carrying charges; (e) repossess the Products for which payment has not been made; (f) recover all costs of collection including reasonable attorney's fees; or (g) combine any of the above rights and remedies as is practicable and permitted by law. Buyer is prohibited from setting off any and all monies owed under this from any other sums, whether liquidated or not, that are or may be due Buyer, which arise out of a different transaction with Hach or any of its affiliates. Should Buyer's financial responsibility become unsatisfactory to Hach in its reasonable discretion, Hach may require cash payment or other security. If Buyer fails to meet these requirements, Hach may treat such failure as reasonable grounds for repudiation of this Contract, in which case reasonable cancellation charges shall be due Hach. Buyer grants Hach a security interest in the Products to secure payment in full, which payment releases the security interest but only if such payments could not be considered an avoidable transfer under the U.S. Bankruptcy Code or other applicable laws. Buyer's insolvency, bankruptcy, assignment for the benefit of creditors, or dissolution or termination of the existence of Buyer, constitutes a default under this Contract and affords Hach all the remedies of a secured party under the U.C.C., as well as the remedies stated above for late payment or non-payment. See ¶20 for further wire transfer requirements.

7. LIMITED WARRANTY: Hach warrants that Products sold hereunder will be free from defects in material and workmanship and will, when used in accordance with the manufacturer's operating and maintenance instructions, conform to any express written warranty pertaining to the specific goods purchased, which for most Hach instruments is for a period of twelve (12) months from delivery. Hach warrants that services furnished hereunder will be free from defects in workmanship for a period of ninety (90) days from the completion of the services. Parts provided by Hach in the performance of services may be new or refurbished parts functioning equivalent to new parts. Any non-functioning parts that are repaired by Hach shall become the property of Hach. No warranties are extended to consumable items such as, without limitation, reagents, batteries, mercury cells, and light bulbs. **All other guarantees, warranties, conditions and representations, either express or implied, whether arising under any statute, law, commercial usage or otherwise, including implied warranties of merchantability and fitness for a particular purpose, are hereby excluded.** The sole remedy for Products not meeting this Limited Warranty is replacement, credit or refund of the purchase price. This remedy will not be deemed to have failed of its essential purpose so long as Hach is willing to provide such replacement, credit or refund.

8. INDEMNIFICATION: Indemnification applies to a party and to such party's successors-in-interest, assignees, affiliates, directors, officers, and employees ("Indemnified Parties"). Hach is responsible for and will defend, indemnify and hold harmless the Buyer Indemnified Parties against all losses, claims, expenses or damages which may result from accident, injury, damage, or death due to Hach's breach of the Limited Warranty. Buyer is responsible for and will defend, indemnify and hold harmless the Hach Indemnified Parties against all losses, claims, expenses or damages which may result from accident, injury, damage, or death due to negligence, misuse or misapplication of any goods or services, violations of law, or the breach of any provision of this Contract by the Buyer, its affiliates, or those employed by, controlled by or in privity with them. Buyer's workers' compensation immunity, if any, does not preclude or limit its indemnification obligations.

9. PATENT PROTECTION: Subject to all limitations of liability provided herein, Hach will, with respect to any Products of Hach's design or manufacture, indemnify Buyer from any and all damages and costs as finally determined by a court of competent jurisdiction in any suit for infringement of any U.S. patent (or European patent for Products that Hach sells to Buyer for end use in a member state of the E.U.) that has issued as of the delivery date, solely by reason of the sale or normal use of any Products sold to Buyer hereunder and from reasonable expenses incurred by Buyer in defense of such suit if Hach does not undertake the defense thereof, provided that Buyer promptly notifies

Hach of such suit and offers Hach either (i) full and exclusive control of the defense of such suit when Products of Hach only are involved, or (ii) the right to participate in the defense of such suit when products other than those of Hach are also involved. Hach's warranty as to use patents only applies to infringement arising solely out of the inherent operation of the Products according to their applications as envisioned by Hach's specifications. In case the Products are in such suit held to constitute infringement and the use of the Products is enjoined, Hach will, at its own expense and at its option, either procure for Buyer the right to continue using such Products or replace them with non-infringing products, or modify them so they become non-infringing, or remove the Products and refund the purchase price (prorated for depreciation) and the transportation costs thereof. The foregoing states the entire liability of Hach for patent infringement by the Products. Further, to the same extent as set forth in Hach's above obligation to Buyer, Buyer agrees to defend, indemnify and hold harmless Hach for patent infringement related to (x) any goods manufactured to the Buyer's design, (y) services provided in accordance with the Buyer's instructions, or (z) Hach's Products when used in combination with any other devices, parts or software not provided by Hach hereunder.

10. TRADEMARKS AND OTHER LABELS: Buyer agrees not to remove or alter any indicia of manufacturing origin or patent numbers contained on or within the Products, including without limitation the serial numbers or trademarks on nameplates or cast, molded or machined components.

11. SOFTWARE AND DATA. All licenses to Hach's separately-provided software products are subject to the separate software license agreement(s) accompanying the software media and/or included as an Appendix to these Terms & Conditions of Sale. Except to the extent such express licenses conflict with the remainder of this paragraph, the following also applies relative to Hach's software: Hach grants Buyer only a personal, non-exclusive license to access and use the software provided by Hach with Products purchased hereunder solely as necessary for Buyer to enjoy the benefit of the Products. A portion of the software may contain or consist of open source software, which Buyer may use under the terms and conditions of the specific license under which the open source software is distributed. Buyer agrees that it will be bound by all such license agreements. Title to software remains with the applicable licensor(s). In connection with Buyer's use of Products, Hach may obtain, receive, or collect data or information, including data produced by the Products. In such cases, Buyer grants Hach a non-exclusive, worldwide, royalty-free, perpetual, non-revocable license to use, compile, distribute, display, store, process, reproduce, or create derivative works of such data, or to aggregate such data for use in an anonymous manner, solely to facilitate marketing, sales and R&D activities of Hach and its affiliates.

12. PROPRIETARY INFORMATION; PRIVACY: "Proprietary Information" means any information, technical data or know-how in whatever form, whether documented, contained in machine readable or physical components, mask works or artwork, or otherwise, which Hach considers proprietary, including but not limited to service and maintenance manuals. Buyer and its customers, employees and agents will keep confidential all such Proprietary Information obtained directly or indirectly from Hach and will not transfer or disclose it without Hach's prior written consent, or use it for the manufacture, procurement, servicing or calibration of Products or any similar products, or cause such products to be manufactured, serviced or calibrated by or procured from any other source, or reproduce or otherwise appropriate it. All such Proprietary Information remains Hach's property. No right or license is granted to Buyer or its customers, employees or agents, expressly or by implication, with respect to the Proprietary Information or any patent right or other proprietary right of Hach, except for the limited use licenses implied by law. Hach will manage Customer's information and personal data in accordance with its Privacy Policy, located at http://www.hach.com/privacypolicy.

13. CHANGES AND ADDITIONAL CHARGES: Hach reserves the right to make design changes or improvements to any products of the same general class as Products being delivered hereunder without liability or obligation to incorporate such changes or improvements to Products ordered by Buyer unless agreed upon in writing before the Products' delivery date. Services which must be performed as a result of any of the following conditions are subject to additional charges for labor, travel and parts: (a) equipment alterations not authorized in writing by Hach; (b) damage resulting from improper use or handling, accident, neglect, power surge, or operation in an environment or manner in which the instrument is not designed to operate or is not in accordance with Hach's operating manuals; (c) the use of parts or accessories not provided by Hach; (d) damage resulting from acts of war, terrorism or nature; (e) services outside standard business hours; (f) site prework not complete per proposal; or (g) any repairs required to ensure equipment meets manufacturer's specifications upon activation of a service agreement.

14. SITE ACCESS / PREPARATION / WORKER SAFETY / ENVIRONMENTAL COMPLIANCE: In connection with services provided by Hach, Buyer agrees to permit prompt access to equipment. Buyer assumes full responsibility to back-up or otherwise protect its data against loss, damage or destruction before services are performed. Buyer is the operator and in full control of its premises, including those areas where Hach employees or contractors are performing service, repair and maintenance activities. Buyer will ensure that all necessary measures are taken for safety and security of working conditions, sites and installations during the performance of services. Buyer is the generator of any resulting wastes, including without limitation hazardous wastes. Buyer is solely responsible to arrange for the disposal of any wastes at its own expense. Buyer will, at its own expense, provide Hach employees and contractors working on Buyer's premises with all information and training required under applicable safety compliance regulations and Buyer's policies. If the instrument to be serviced is in a Confined Space, as that term is defined under OSHA regulations, Buyer is solely responsible to make it available to be serviced in an unconfined space. Hach service technicians will not work in Confined Spaces. In the event that a Buyer requires Hach employees or contractors to attend safety or compliance training programs provided by Buyer, Buyer will pay Hach the standard hourly rate and expense reimbursement for such training attended. The attendance at or completion of such training does not create or expand any warranty or obligation of Hach and does not serve to alter, amend, limit or supersede any part of this Contract.

15. LIMITATIONS ON USE: Buyer will not use any Products for any purpose other than those identified in Hach's catalogs and literature as intended uses. Unless Hach has advised the Buyer in writing, in no event will Buyer use any Products in drugs, food additives, food or cosmetics, or medical applications for humans or animals. In no event will Buyer use in any application any Product that requires FDA 510(k) clearance unless and only to the extent the Product has such clearance. Buyer will not sell, transfer, export or re-export any Hach Products or technology for use in activities which involve the design, development, production, use or stockpiling of nuclear, chemical or biological weapons or missiles, nor use Hach Products or technology in any facility which engages in activities relating to such weapons. Unless the "ship-to" address is in California, U.S.A., the Products are not intended for sale in California and may lack markings required by California Proposition 65; accordingly, unless Buyer has ordered Products specifying a California ship-to address, Buyer will not sell or deliver any Hach Products for use in California. Any warranty granted by Hach is void if any goods covered by such warranty are used for any purpose not permitted hereunder.

16. EXPORT AND IMPORT LICENSES AND COMPLIANCE WITH LAWS: Unless otherwise specified in this Contract, Buyer is responsible for obtaining any required export or import licenses. Buyer will comply with all laws and regulations applicable to the installation or use of all Products, including applicable import and export control laws and regulations of the U.S., E.U. and any other country having proper jurisdiction, and will obtain all necessary export licenses in connection with any subsequent export, re-export, transfer and use of all Products and technology delivered hereunder. Buyer will comply with all local, national, and other laws of all jurisdictions globally relating to anti-corruption, bribery, extortion, kickbacks, or similar matters which are applicable to Buyer's business activities in connection with this Contract, including but not limited to the U.S. Foreign Corrupt Practices Act of 1977, as amended (the "FCPA"). Buyer agrees that no payment of money or provision of anything of value will be offered, promised, paid or transferred, directly or indirectly, by any person or entity, to any government official, government employee, or employee of any company owned in part by a government, political party, political party official, or candidate for any government office or political party office to induce such organizations or persons to use their authority or influence to obtain or retain an improper business advantage for Buyer or for Hach, or which otherwise constitute or have the purpose or effect of public or commercial bribery, acceptance of or acquiescence in extortion, kickbacks or other unlawful or improper means of obtaining business or any improper advantage, with respect to any of Buyer's activities related to this Contract. Hach asks Buyer to "*Speak Up*!" if aware of any violation of law, regulation or our Standards of Conduct ("SOC") in relation to this Contract. See www.ethicspoint.veralto.com and Integrity and compliance – Veralto for a copy of the SOC and for access to our Helpline portal.

17. RELATIONSHIP OF PARTIES: Buyer is not an agent or representative of Hach and will not present itself as such under any circumstances unless and to

the extent it has been formally screened by Hach's compliance department and received a separate duly-authorized letter from Hach setting forth the scope and limitations of such authorization.

18. FORCE MAJEURE: Hach is excused from performance of its obligations under this Contract to the extent caused by acts or omissions that are beyond its control of, including but not limited to Government embargoes, blockages, seizures or freeze of assets, delays or refusals to grant an export or import license or the suspension or revocation thereof, or any other acts of any Government; fires, floods, severe weather conditions, or any other acts of God; quarantines; labor strikes or lockouts; riots; strife; insurrections; civil disobedience or acts of criminals or terrorists; war; material shortages or delays in deliveries to Hach by third parties. In the event of the existence of any force majeure circumstances, the period of time for delivery, payment terms and payments under any letters of credit will be extended for a period of time equal to the period of delay. If the force majeure circumstances extend for six months, Hach may, at its option, terminate this Contract without penalty and without being deemed in default or in breach thereof.

19. NON ASSIGNMENT AND WAIVER: Buyer will not transfer or assign this Contract or any rights or interests hereunder without Hach's prior written consent. Failure of either party to insist upon strict performance of any provision of this Contract, or to exercise any right or privilege contained herein, or the waiver of any breach of the terms or conditions of this Contract will not be construed as thereafter waiving any such terms, conditions, rights, or privileges, and the same will continue and remain in force and effect as if no waiver had occurred.

20. FUNDS TRANSFERS (PAYMENTS): Buyer and Hach both recognize that there is a risk of banking fraud when individuals impersonating a business demand payment under new banking or mailing instructions. To avoid this risk, Buyer must verbally confirm any new or changed bank transfer or mailing instructions by calling Hach at +1-970-663-1377 and speaking with Hach's Credit Manager before mailing or transferring any monies using the new instructions. Both parties agree that they will not institute mailing or bank transfer instruction changes and require immediate payment under the new instructions but will instead provide a ten (10) day grace period to verify any payment instruction changes before any new or outstanding payments are due using the new instructions.

**21. LIMITATION OF LIABILITY: None of the Hach Indemnified Parties will be liable to any Buyer Indemnified Parties under any circumstances for any special, treble, incidental or consequential damages, including without limitation, damage to or loss of property other than for the Products purchased hereunder; damages incurred in installation, repair or replacement; lost profits, revenue or opportunity; loss of use; losses resulting from or related to downtime of the products or inaccurate measurements or reporting; the cost of substitute products; or claims of any Buyer Indemnified Parties' customers for such damages, howsoever caused, and whether based on warranty, contract, and/or tort (including negligence, strict liability or otherwise). The total liability of the Hach Indemnified Parties arising out of the performance or nonperformance hereunder or Hach's obligations in connection with the design, manufacture, sale, delivery, and/or use of Products will in no circumstance exceed in the aggregate a sum equal to twice the amount actually paid to Hach for Products delivered hereunder.**

22. APPLICABLE LAW AND DISPUTE RESOLUTION: The construction, interpretation and performance hereof and all transactions hereunder shall be governed by the laws of the State of Colorado, without regard to its principles or laws regarding conflicts of laws. If any provision of this Contract violates any Federal, State or local statutes or regulations of any countries having jurisdiction of this transaction, or is illegal for any reason, said provision shall be self-deleting without affecting the validity of the remaining provisions. Unless otherwise specifically agreed upon in writing between Hach and Buyer, any dispute relating to this Contract which is not resolved by the parties shall be adjudicated in order of preference by a court of competent jurisdiction (i) in the State of Colorado, U.S.A. if Buyer has minimum contacts with Colorado and the U.S., (ii) elsewhere in the U.S. if Buyer has minimum contacts with the U.S. but not Colorado, or (iii) in a neutral location if Buyer does not have minimum contacts with the United States.

23. ENTIRE AGREEMENT, TERM & MODIFICATION: These Terms & Conditions of Sale constitute the entire agreement between the parties and supersede any prior agreements or representations, whether oral or written. Upon thirty (30) days prior written notice, Hach may, in its sole discretion, elect to terminate any order for the sale of Products and provide a pro-rated refund for any pre-payment of undelivered Products. No change to or modification of these Terms & Conditions shall be binding upon Hach unless in a written instrument specifically referencing that it is amending these Terms & Conditions of Sale and signed by an authorized representative of Hach. Hach rejects any additional or inconsistent Terms & Conditions of Sale offered by Buyer at any time, whether or not such terms or conditions materially alter the Terms & Conditions herein and irrespective of Hach's acceptance of Buyer's order for the described goods and services.

24. APPENDICES: If checked, the following Appendices are attached hereto and incorporated by reference into these Terms & Conditions of Sale:

☐ CLAROS SOFTWARE AS A SERVICE SUBSCRIPTION AGREEMENT

* * *

Outlook

## Fw: Manatee SEWRF Phase B - 11425 HORIZONTAL END SUCTION CENTRIFUGAL PUMPS - Barney's Pumps Scope of Supply

**From** Christian Schultz <ceschultz@pcl.com>
**Date** Wed 5/20/2026 10:45 AM
**To** Rachel Larson <RLLarson@pcl.com>; Javier Velez <JJVelez@pcl.com>; Briona Campbell <BrionaCampbell@pcl.com>

3 attachments (830 KB)

11425 AGS IPS Pumps Scope.pdf; SEWRF Phase B - AGS IPS Pumps - K 350-503 Data Sheet Specd.pdf; SEWRF Phase B - AGS IPS Pumps - K 300-400 Data Sheet Alternate.pdf;

Get Outlook for iOS

**From:** John Mory <MoryJ@barneyspumps.com>
**Sent:** Monday, May 18, 2026 1:30:21 PM
**To:** Christian Schultz <ceschultz@pcl.com>
**Subject:** Manatee SEWRF Phase B - 11425 HORIZONTAL END SUCTION CENTRIFUGAL PUMPS - Barney's Pumps Scope of Supply

You don't often get email from moryj@barneyspumps.com. Learn why this is important

Hi Christian,

Please find attached the scope of supply for Section 11425, the AGS IPS pumps. I presented two options for this section. Option 1 is the pump specified and is the basis of design for the project. Option 2 is a less expensive option, also from KSB. Option 2 is a smaller pump and is less expensive. I have also attached the data sheets for both pumps.

The prices for the two options shown in the scope of supply are:
OPTION 1: $746,400
OPTION 2: $589200

Note that the scope of supply is the same as what I provided in November. The prices were adjusted slightly to account for recent price increases.

Please let me know if you have any questions.

Thank you!

**Regards,**

**John Mory**
Municipal Treatment Plant Sales

O: 863-665-8500
C: 813-394-7645
E: MoryJ@barneyspumps.com
2965 Barney's Pumps Place
Lakeland, FL 33812
www.barneyspumps.com

QUOTATION NUMBER
1038734

Page 1 of 2

# BARNEY'S PUMPS INC.

Physical: 2965 Barneys Pumps Place, Lakeland, FL 33812
Mailing: PO Box 3529, Lakeland, FL 33802
Office: (863)-665-8500
Fax: (863) 666-3858

DATE: November 11, 2025

TO: ALL BIDDING CONTRACTORS

FOR SHIPMENT TO: Manatee SEWRF

Tel:
Fax:

PROJECT: Manatee SWWRF Storage Pond Station No 3

| Delivery | Via | From | F.O.B. | Terms |
|---|---|---|---|---|
| TBD | Bestway | Barney's Pumps | Barney's Pumps | TBD |

| ITEM | QTY | DESCRIPTION | PRICE |
|---|---|---|---|
| | | **11425 HORIZONTAL END SUCTION CENTRIFUGAL PUMPS** | |
| | | COS: 4700GPM @ 19' TDH, 480V/3Ø/60Hz | |
| A | | **OPTION 1 – SPECIFIED PUMP - KSB Sewatec K 350-503G1 H WAS pumps with bases, motors, and couplings** | |
| | 4 | Sewatec K 350-503G1 H pumps<br>• Rotation: clockwise, 698RPM<br>• Impeller: Duplex stainless steel A890 CD4 MCuN*<br>• Impeller wear ring: Wear resistant duplex stainless steel<br>• Casing wear ring: Wear resistant duplex stainless steel<br>• Shaft: Chrome steel A276 Type 420<br>• Non-witnessed testing<br>  ○ Performance testing per HI level 1U – 5 points<br>  ○ Hydrostatic test @ 20psi<br>  ○ Vibration testing<br>• Bearing life calculations (100,000 hours @ duty point) | |
| | 4 | 40HP TECO/Westinghouse MaxE2/841 motors<br>• 460V/3Φ/60Hz<br>• NEMA frame 364/5T frame<br>• IEEE841 rated<br>• TEFC<br>• Premium eff.<br>• AEGIS grounding ring<br>• Thermostats<br>• Space heaters | |

The following items are attached: Bulletin Performance curve X Elevation drawing

Prices quoted are firm for 30 days (unless otherwise noted), then subject to adjustment to agree with prices at time of shipment and subject to any tax required by law. This quotation is subject to Barney's Pumps standard terms of sale and warranty which is available at https://www.barneyspumps.com/legal.html. We appreciate the opportunity to serve you and trust that we are favored with your order.

BARNEY'S PUMPS INC.

JOHN MORY

Authorized Signature

QUOTATION NUMBER
1038734

Page 2 of 2

# BARNEY'S PUMPS INC.

Physical: 2965 Barneys Pumps Place, Lakeland, FL 33812
Mailing: PO Box 3529, Lakeland, FL 33802
Office: (863)-665-8500
Fax: (863) 666-3858

DATE: November 11, 2025

TO: ALL BIDDING CONTRACTORS

FOR SHIPMENT TO: Manatee SEWRF

Tel:
Fax:

PROJECT: Manatee SWWRF Storage Pond Station No 3

| Delivery | Via | From | F.O.B. | Terms |
|---|---|---|---|---|
| TBD | Bestway | Barney's Pumps | Barney's Pumps | TBD |

| ITEM | QTY | DESCRIPTION | PRICE |
|---|---|---|---|
| | 4 | Bases and couplings<br>• Baseplates with anchor bolts<br>• Couplings with guards | |
| | 4 | Days of field service | |

The following items are attached: Bulletin Performance curve X Elevation drawing

Prices quoted are firm for 30 days (unless otherwise noted), then subject to adjustment to agree with prices at time of shipment and subject to any tax required by law. This quotation is subject to Barney's Pumps standard terms of sale and warranty which is available at https://www.barneyspumps.com/legal.html. We appreciate the opportunity to serve you and trust that we are favored with your order.

BARNEY'S PUMPS INC.

JOHN MORY

Authorized Signature

QUOTATION NUMBER
1038734

Page 3 of 2

# BARNEY'S PUMPS INC.

Physical: 2965 Barneys Pumps Place, Lakeland, FL 33812
Mailing: PO Box 3529, Lakeland, FL 33802
Office: (863)-665-8500
Fax: (863) 666-3858

DATE: November 11, 2025

TO: ALL BIDDING CONTRACTORS

FOR SHIPMENT TO: Manatee SEWRF

Tel:
Fax:

PROJECT: Manatee SWWRF Storage Pond Station No 3

| Delivery | Via | From | F.O.B. | Terms |
|---|---|---|---|---|
| TBD | Bestway | Barney's Pumps | Barney's Pumps | TBD |

| ITEM | QTY | DESCRIPTION | PRICE |
|---|---|---|---|
| B | | **OPTION 2 – ALTERNATE PUMP - KSB Sewatec K 300-400G1 3EN WAS pumps with bases, motors, and couplings** | |
| | 4 | Sewatec K 300-400G1 3EN pumps<br>• Rotation: clockwise, 889RPM<br>• Impeller: Duplex stainless steel A890 CD4 MCuN*<br>• Impeller wear ring: Wear resistant duplex stainless steel<br>• Casing wear ring: Wear resistant duplex stainless steel<br>• Shaft: Chrome steel A276 Type 420<br>• Non-witnessed testing<br>  ○ Performance testing per HI level 1U – 5 points<br>  ○ Hydrostatic test @ 25psi<br>  ○ Vibration Testing<br>• Bearing life calculations (100,000 hours @ duty point) | |
| | 4 | 40HP WEG motors<br>• 460V/3Φ/60Hz<br>• NEMA frame 364/5T frame<br>• IEEE841 rated<br>• TEFC<br>• Premium eff.<br>• AEGIS grounding ring<br>• Thermostats<br>• Space heaters | |

The following items are attached: Bulletin Performance curve X Elevation drawing

Prices quoted are firm for 30 days (unless otherwise noted), then subject to adjustment to agree with prices at time of shipment and subject to any tax required by law. This quotation is subject to Barney's Pumps standard terms of sale and warranty which is available at https://www.barneyspumps.com/legal.html. We appreciate the opportunity to serve you and trust that we are favored with your order.

BARNEY'S PUMPS INC.

JOHN MORY

Authorized Signature

QUOTATION NUMBER
1038734

Page 4 of 2

# BARNEY'S PUMPS INC.

Physical: 2965 Barneys Pumps Place, Lakeland, FL 33812
Mailing: PO Box 3529, Lakeland, FL 33802
Office: (863)-665-8500
Fax: (863) 666-3858

DATE: November 11, 2025

TO: ALL BIDDING CONTRACTORS

FOR SHIPMENT TO: Manatee SEWRF

Tel:
Fax:

PROJECT: Manatee SWWRF Storage Pond Station No 3

| Delivery | Via | From | F.O.B. | Terms |
|---|---|---|---|---|
| TBD | Bestway | Barney's Pumps | Barney's Pumps | TBD |

| ITEM | QTY | DESCRIPTION | PRICE |
|---|---|---|---|
| | 4 | Bases and couplings<br>• Baseplates with anchor bolts<br>• Couplings with guards | |
| | 4 | Days of field service | |
| | | Clarifications<br>General – Proposed pumps for OPTION 1 are the make and model designated in the specifications. The pumps for both options have specific design requirements and limited customization available. Therefore, some options and/or features listed in the specifications are not available for this make and model.<br>• OPTION 1<br>  ○ 14" Suction<br>  ○ 16x14 eccentric reducer required based on the plans<br>• OPTION 2<br>  ○ 12" Suction<br>  ○ 16x12 eccentric reducer required based on the plans<br>  ○ Pump RPM<br>  ▪ 889RPM (900RPM nominal)<br>  ▪ This option utilizes an 8-pole motor instead of the 10-pole motor specified to provide the ~900RPM required for this pump<br>• *Impellers both options:<br>  ○ The impellers are duplex stainless steel instead of cast iron<br>  ○ The impellers are not coated with Belzona | |

The following items are attached: Bulletin Performance curve X Elevation drawing

Prices quoted are firm for 30 days (unless otherwise noted), then subject to adjustment to agree with prices at time of shipment and subject to any tax required by law. This quotation is subject to Barney's Pumps standard terms of sale and warranty which is available at https://www.barneyspumps.com/legal.html. We appreciate the opportunity to serve you and trust that we are favored with your order.

BARNEY'S PUMPS INC.

JOHN MORY

Authorized Signature

# Data sheet

Customer item no.:
Communication dated: 31/10/2025
Doc. no.: SEWRF Phase B - AGS IPS Pumps
Quantity: 4

Number: ES 8003886720
Item no.: 200
Date: 03/11/2025


**Sewatec K 350-503G1 H**

Version no.: 1

## Operating data

| | | | |
|---|---|---|---|
| Requested flow rate | 4700.00 US GPM | Actual flow rate | 4700.00 US GPM |
| Requested developed head | 19.00 ft | Actual developed head | 19.00 ft |
| Pumped medium | Wastewater, municipal mechanically treated | Efficiency | 77.6 % |
| | | Power absorbed | 29.01 HP |
| Pumped medium details | Not containing chemical and mechanical substances which affect the materials | Pump speed of rotation | 698 rpm |
| | | NPSH 3% | 6.53 ft |
| | | Permissible operating pressure | 91.374 psi.g |
| Max. ambient air temperature | 68.0 °F | | |
| Min. ambient air temperature | 68.0 °F | Discharge press. | 8.216 psi.g |
| Fluid temperature | 104.0 °F | | |
| Fluid density | 62.303144 lb/ft³ | Shutoff head | 27.36 ft |
| Fluid viscosity | 0.0010 in²/s | Min. allowable flow rate | 2765.40 US GPM |
| Suction pressure max. | 0.000 psi.g | Min. allow. mass flow | 383.86 lbm/s |
| Mass flow rate | 652.22 lbm/s | Design | Single system 1 x 100 % |
| Max. power on curve | 29.01 HP | Performance test | Yes |
| Max. allow. mass flow | 959.51 lbm/s | | |

## Design

| | | | |
|---|---|---|---|
| Pump standard | KSB-Aggregate North American execution | Shaft seal | 2 mech. seals in tandem arrangement with oil reservoir |
| Pump without drive group accessories | | Shaft seal manufacturer | KSB |
| Design | Baseplate mounted, long-coupled | Type | MG |
| | | Material code | SIC/SIC/NBR |
| Orientation | Horizontal | Impeller type | Multivane radial flow impeller (K-max) |
| Suction nominal dia. | DN 350 | | |
| Suction nominal pressure | CL 125 | Wear ring | Casing/impeller wear ring |
| Suction position | axial | Impeller diameter | 16.02 in |
| Suction flange drilled according to standard | ASME B 16.1 | Free passage size | 5.5 in |
| | | Direction of rotation from drive | Clockwise |
| Discharge nominal dia. | DN 350 | Bearing bracket size | S06 |
| Discharge nominal pressure | CL 125 | Bearing seal | Lip seal |
| Discharge position | top (0°/360°) | Bearing type | Anti-friction bearings |
| Discharge flange drilled according to standard | ASME B 16.1 | Lubrication type | Grease |
| Standard-EN-flange drilled acc. to ASME FF | | | |

## Driver, accessories

| | | | |
|---|---|---|---|
| Driver type | Electric motor | Drive supplied by | without motor |
| Drive standard mech. | IEC | Number of poles | 10 |

## Materials G1

| | | | |
|---|---|---|---|
| Pump casing (101) | Cast iron A 48 Class 35 B | Casing wear ring (502.1) | Wear resistant duplex stainless steel |
| Discharge cover (163) | Cast iron A 48 Class 35 B | | |
| Shaft (210) | Chrome steel A 276 Type 420 | Impeller wear ring (503) | Wear resistant duplex stainless steel |
| Impeller (230) | Duplexsteel A 890 CD4 MCuN | | |
| O-Ring (412) | Nitrile rubber NBR | Screwed plug (903) | Steel ST |
| | | Hexagon socket head cap screw (914) | Chrome steel |

Customer item no.:
Communication dated: 31/10/2025
Doc. no.: SEWRF Phase B - AGS IPS Pumps
Quantity: 4

Number: ES 8003886720
Item no.: 200
Date: 03/11/2025


**Sewatec K 350-503G1 H**

Version no.: 1

## Packaging

| | |
|---|---|
| IPPC Standard ISPM 15 | Yes |
| Packaging category | B1 Wooden or plywood case, cover provided with polyproylene cellular sheet, outdoor storage up to 3 months |
| Packaging for storage | Indoor |
| Packaging for transport | Truck |

Outdoor storage at -40 °C to +50°C for up to 3 months. Packet must be covered. No corrosion protection, only transport protection.

## Nameplates

| | |
|---|---|
| Nameplates language | International |

## Certifications

**Hydraulic performance test**
Factory Test Procedure 1037.710

| | |
|---|---|
| Acceptance standard | ANSI HI 1U |
| Quantity meas. points Q-H | 5 |
| Certificate | Inspection cert. 3.1 to EN 10204 |
| Test participation | Non-witnessed |
| Quantity, non-witnessed | 4 |
| Quantity, witnessed | 0 |

| | |
|---|---|
| Vibration test | Yes, acc. to Factory Test Procedure 1037.750 |

**Hydrostatic test (room temp.)**
Factory Test Procedure 1037.7100

| | |
|---|---|
| Range | Complete pump with shaft seal |
| Test pressure | 20.00 psi.g |
| Test time | 10.0 min |
| Certificate | Inspection cert. 3.1 to EN 10204 |
| Test participation | Non-witnessed |

## Order documentation

The following documents will be supplied with the order:

| | |
|---|---|
| Languages | English |

Operating manual
Technical data sheet
Performance curve
General arrangement drawing
Auxiliary connection plan
Inspection reports/ certificates
Hydrostatic Testing- Factory Test Proceedure 1037.7100
Hydraulic Perfoprmance Test Sewa - Factory Test Proceedure 1037.710

## Coating

| | |
|---|---|
| KSB coating code | S2 to AA-0080-06-01 / 2 |
| Surface preparation | Free from dirt, grease, rust |
| Primer | Zincphosphate synthetic resin |
| Intermediate coating | 2-component epoxy resin mica-iron |
| Final coating | 2-component epoxy resin high solid |
| Color | Ultramarine blue (RAL 5002) KSB-blue |
| Total film thickness approx. | 0.0097 in |

# Performance curve

Customer item no.:
Communication dated: 31/10/2025
Doc. no.: SEWRF Phase B - AGS IPS Pumps
Quantity: 4

Number: ES 8003886720
Item no.:200
Date: 03/11/2025


**Sewatec K 350-503G1 H**

Version no.: 1

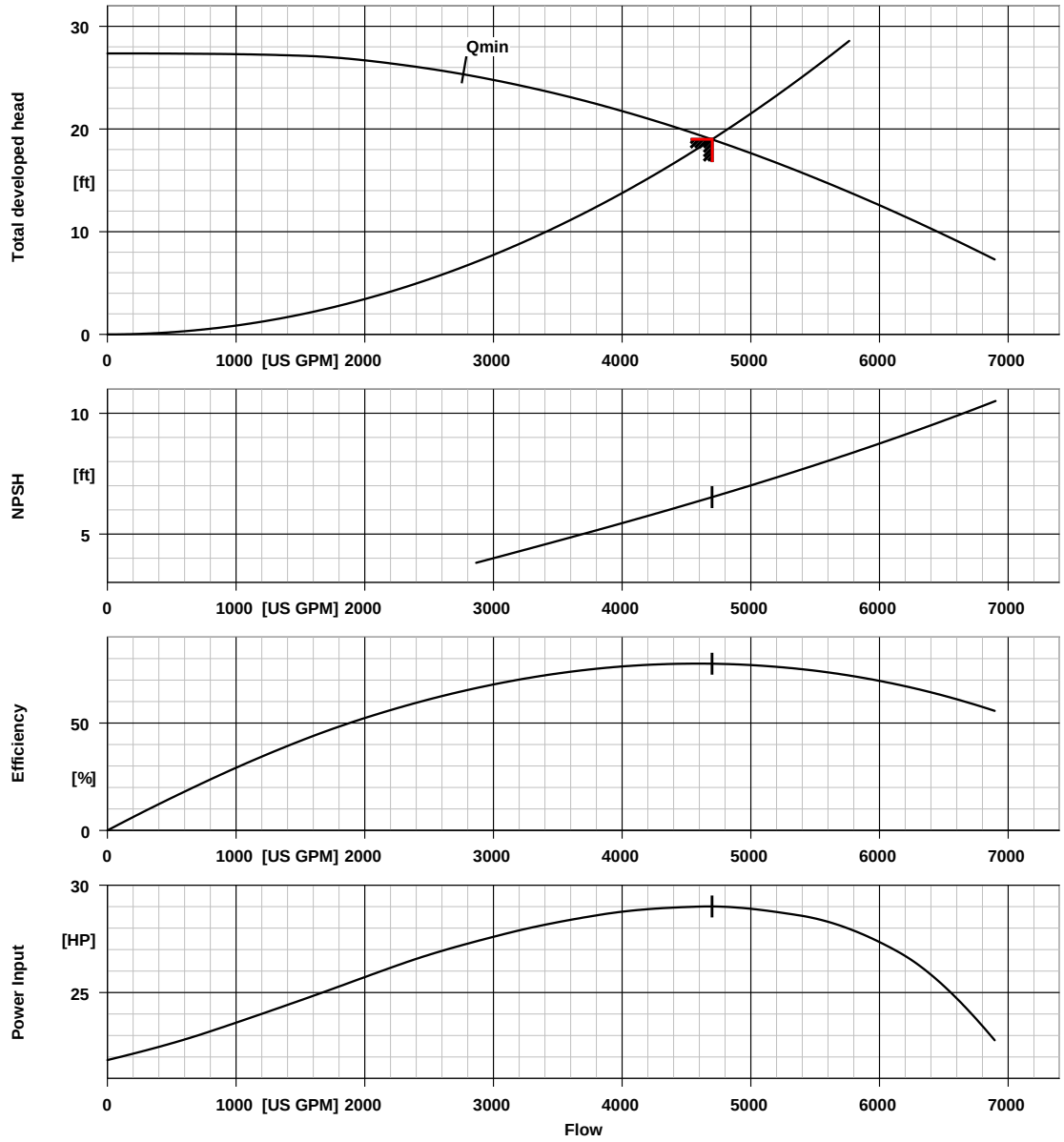


## Curve data

| | | | |
|---|---|---|---|
| Speed of rotation | 698 rpm | Efficiency | 77.6 % |
| Fluid density | 62.303144 lb/ft³ | Power absorbed | 29.01 HP |
| Viscosity | 0.0010 in²/s | NPSH 3% | 6.53 ft |
| Flow rate | 4700.00 US GPM | Curve number | K43665/0 |
| Requested flow rate | 4700.00 US GPM | Effective impeller diameter | 16.02 in |
| Total developed head | 19.00 ft | Acceptance standard | ANSI HI 1U |
| Requested developed head | 19.00 ft | | |

# Installation plan

Customer item no.:
Communication dated: 31/10/2025
Doc. no.: SEWRF Phase B - AGS IPS Pumps
Quantity: 4

Number: ES 8003886720
Item no.:200
Date: 03/11/2025


**Sewatec K 350-503G1 H**

Version no.: 1

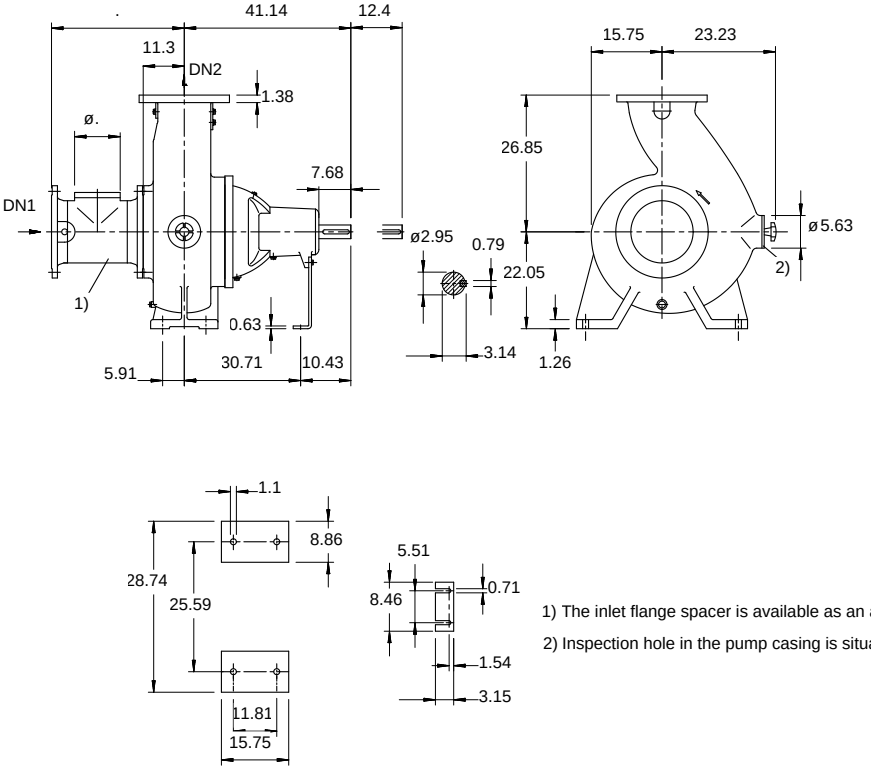


1) The inlet flange spacer is available as an accessory

2) Inspection hole in the pump casing is situated on the opposite side for size 150-401

*Drawing is not to scale*

*Dimensions in in*

**Motor**
required but not scope of supply

| | |
|---|---|
| Motor size | |
| Pump power | 29.01 HP |
| Number of poles | 10 |

**Connections**

| | |
|---|---|
| Suction nominal size DN1 | DN 350 / ASME B 16.1 |
| Discharge nominal size DN2 | DN 350 / ASME B 16.1 |
| Nominal pressure suct. | CL 125 |
| Rated pressure disch. | CL 125 |

Standard-EN-flange drilled acc. to ASME FF

**Weight net**

| | |
|---|---|
| Pump | 2249 lbm |
| Suction side accessory | |
| Total | 2249 lbm |

**Connect pipes without stress or strain!**

**For auxiliary connections see separate drawing.**

| | |
|---|---|
| Dimensional tolerances for shaft axis height: | DIN 747 |
| Dimensions without tolerances, middle tolerances to: | ISO 2768-m |
| Connection dimensions for pumps: | EN735 |
| Dimensions without tolerances - welded parts: | ISO 13920-B |
| Dimensions without tolerances - gray cast iron parts: | ISO 8062-CT9 |

## Installation plan

Customer item no.:
Communication dated: 31/10/2025
Doc. no.: SEWRF Phase B - AGS IPS Pumps
Quantity: 4

Number: ES 8003886720
Item no.:200
Date: 03/11/2025


**Sewatec K 350-503G1 H**

Version no.: 1

# Connection plan

Customer item no.:
Communication dated: 31/10/2025
Doc. no.: SEWRF Phase B - AGS IPS Pumps
Quantity: 4

Number: ES 8003886720
Item no.:200
Date: 03/11/2025
Page: 6 / 6

**Sewatec K 350-503G1 H**

Version no.: 1

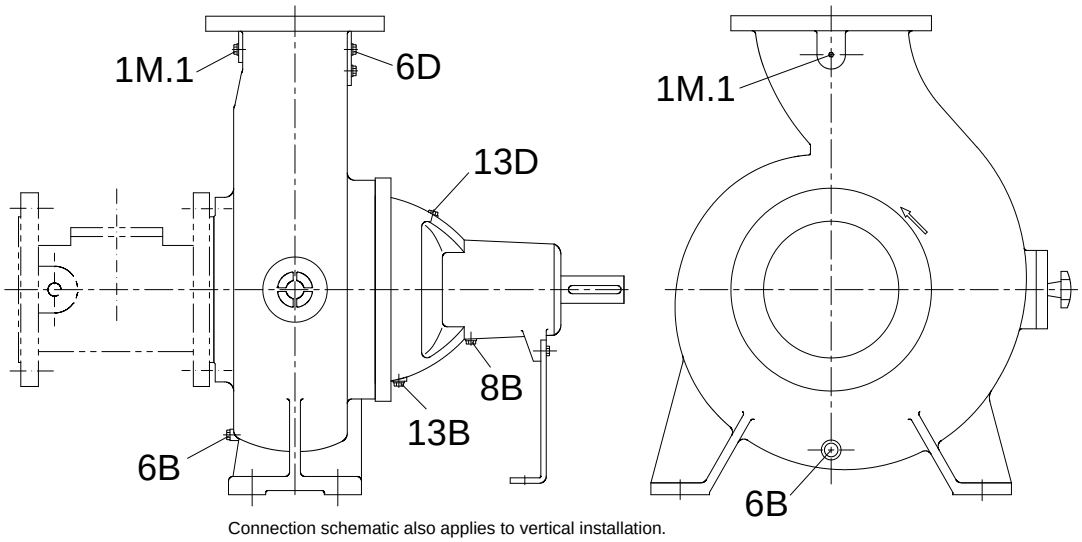


Connection schematic also applies to vertical installation.

**Connections**

| | | |
|---|---|---|
| 1M.1 Pressure gauge connection | G 1/2 | Drilled and plugged. |
| 6B Pumped liquid drain | G 1 | Drilled and plugged. |
| 6D Pumped medium - filling / venting | | Drilled and plugged. |
| 8B Leakage drain | G 1/2 | Drilled and plugged. |
| 13B Oil drain | G 1/2 | Drilled and plugged. |
| 13D Refill / venting | G 1/2 | Drilled and plugged. |

# Data sheet

Customer item no.:
Communication dated: 31/10/2025
Doc. no.: SEWRF Phase B - AGS IPS Pumps
Quantity: 4

Number: ES 8003886720
Item no.: 100
Date: 03/11/2025


**Sewatec K 300-400G1 3EN**

Version no.: 1

## Operating data

| | | | |
|---|---|---|---|
| Requested flow rate | 4700.00 US GPM | Actual flow rate | 4700.00 US GPM |
| Requested developed head | 19.00 ft | Actual developed head | 19.00 ft |
| Pumped medium | Wastewater, municipal mechanically treated | Efficiency | 78.3 % |
| | | Power absorbed | 28.74 HP |
| Pumped medium details | Not containing chemical and mechanical substances which affect the materials | Pump speed of rotation | 889 rpm |
| | | NPSH 3% | 14.96 ft |
| | | Permissible operating pressure | 145.038 psi.g |
| Max. ambient air temperature | 68.0 °F | | |
| Min. ambient air temperature | 68.0 °F | Discharge press. | 8.219 psi.g |
| Fluid temperature | 104.0 °F | | |
| Fluid density | 62.303144 lb/ft³ | Shutoff head | 37.76 ft |
| Fluid viscosity | 0.0010 in²/s | Min. allowable flow rate | 1735.46 US GPM |
| Suction pressure max. | 0.000 psi.g | Min. allow. mass flow | 240.89 lbm/s |
| Mass flow rate | 652.34 lbm/s | Design | Single system 1 x 100 % |
| Max. power on curve | 29.80 HP | Performance test | Yes |
| Max. allow. mass flow | 830.73 lbm/s | | |

## Design

| | | | |
|---|---|---|---|
| Pump standard | KSB-Aggregate North American execution | Shaft seal manufacturer | KSB |
| | | Type | MG |
| Design | Baseplate mounted, long-coupled | Material code | SIC/SIC/NBR |
| | | Impeller type | Multivane radial flow impeller (K) |
| Orientation | Horizontal | | |
| Suction nominal dia. | DN 300 | Wear ring | Casing/impeller wear ring |
| Suction nominal pressure | CL 125 | Impeller diameter | 13.43 in |
| Suction position | axial | Free passage size | 3.9 in |
| Suction flange drilled according to standard | ASME B 16.1 | Direction of rotation from drive | Clockwise |
| | | Bearing bracket size | S05 |
| Discharge nominal dia. | DN 300 | Bearing seal | Lip seal |
| Discharge nominal pressure | CL 125 | Bearing type | Anti-friction bearings |
| Discharge position | top (0°/360°) | Lubrication type | Grease |
| Discharge flange drilled according to standard | ASME B 16.1 | | |
| Standard-EN-flange drilled acc. to ASME FF | | | |
| Shaft seal | 2 mech. seals in tandem arrangement with oil reservoir | | |

## Driver, accessories

| | | | |
|---|---|---|---|
| Coupling Manufacturer | Flender | Driver type | Electric motor |
| Coupling type | Eupex N | Drive standard mech. | NEMA |
| Nominal size | 160 | Drive standard elec. | NEMA |
| Coupling guard type | Heavy (ZN3230) | Drive supplied by | without motor |
| Guard size | A2 | Motor const. type | F-2 |
| Guard material | Steel ST | Motor size | 364/5T |
| | | Frequency | 60 Hz |
| Baseplate type | Welded steel for Sewatec | Rated power P2 | 40.23 HP |
| Baseplate size | H25 | Available reserve | 39.98 % |
| Baseplate fixing | Chemical anchor bolts, stainless steel | Number of poles | 8 |
| | | EAC Approval | Yes |
| Motorside drill | No | | |

Customer item no.:
Communication dated: 31/10/2025
Doc. no.: SEWRF Phase B - AGS IPS Pumps
Quantity: 4

Number: ES 8003886720
Item no.: 100
Date: 03/11/2025


**Sewatec K 300-400G1 3EN**

Version no.: 1

## Materials G1

| | | | |
|---|---|---|---|
| Pump casing (101) | Cast iron A 48 Class 35 B | Casing wear ring (502.1) | Wear resistant duplex stainless steel |
| Discharge cover (163) | Cast iron A 48 Class 35 B | | |
| Shaft (210) | Chrome steel A 276 Type 420 | Impeller wear ring (503) | Wear resistant duplex stainless steel |
| Impeller (230) | Duplexsteel A 890 CD4 MCuN | | |
| O-Ring (412) | Nitrile rubber NBR | Screwed plug (903) | Steel ST |
| | | Hexagon socket head cap screw (914) | Chrome steel |

## Packaging

| | | | |
|---|---|---|---|
| IPPC Standard ISPM 15 | Yes | Packaging for transport | Truck |
| Packaging category | B1 Wooden or plywood case, cover provided with polyproylene cellular sheet, outdoor storage up to 3 months | Outdoor storage at -40 °C to +50°C for up to 3 months. Packet must be covered. No corrosion protection, only transport protection. | |
| Packaging for storage | Indoor | | |

## Nameplates

| | |
|---|---|
| Nameplates language | International |

## Certifications

| | | | |
|---|---|---|---|
| | | Vibration test | Yes, acc. to Factory Test Procedure 1037.750 |

**Hydraulic performance test**
Factory Test Procedure 1037.710

| | |
|---|---|
| Acceptance standard | ANSI HI 1U |
| Quantity meas. points Q-H | 5 |
| Certificate | Inspection cert. 3.1 to EN 10204 |
| Test participation | Non-witnessed |
| Quantity, non-witnessed | 4 |
| Quantity, witnessed | 0 |

**Hydrostatic test (room temp.)**
Factory Test Procedure 1037.7100

| | |
|---|---|
| Range | Complete pump with shaft seal |
| Test pressure | 25.00 psi.g |
| Test time | 10.0 min |
| Certificate | Inspection cert. 3.1 to EN 10204 |
| Test participation | Non-witnessed |

## Order documentation

The following documents will be supplied with the order:

| | |
|---|---|
| Languages | English |

Operating manual
Technical data sheet
Performance curve
General arrangement drawing
Auxiliary connection plan
Inspection reports/ certificates
Hydrostatic Testing- Factory Test Proceedure 1037.7100
Hydraulic Perfoprmance Test Sewa - Factory Test Proceedure 1037.710

## Coating

| | | | |
|---|---|---|---|
| KSB coating code | S2 to AA-0080-06-01 / 2 | Final coating | 2-component epoxy resin high solid |
| Surface preparation | Free from dirt, grease, rust | | |
| Primer | Zincphosphate synthetic resin | Color | Ultramarine blue (RAL 5002) KSB-blue |
| Intermediate coating | 2-component epoxy resin mica-iron | Total film thickness approx. | 0.0097 in |

# Performance curve

Customer item no.:
Communication dated: 31/10/2025
Doc. no.: SEWRF Phase B - AGS IPS Pumps
Quantity: 4

Number: ES 8003886720
Item no.:100
Date: 03/11/2025


**Sewatec K 300-400G1 3EN**

Version no.: 1

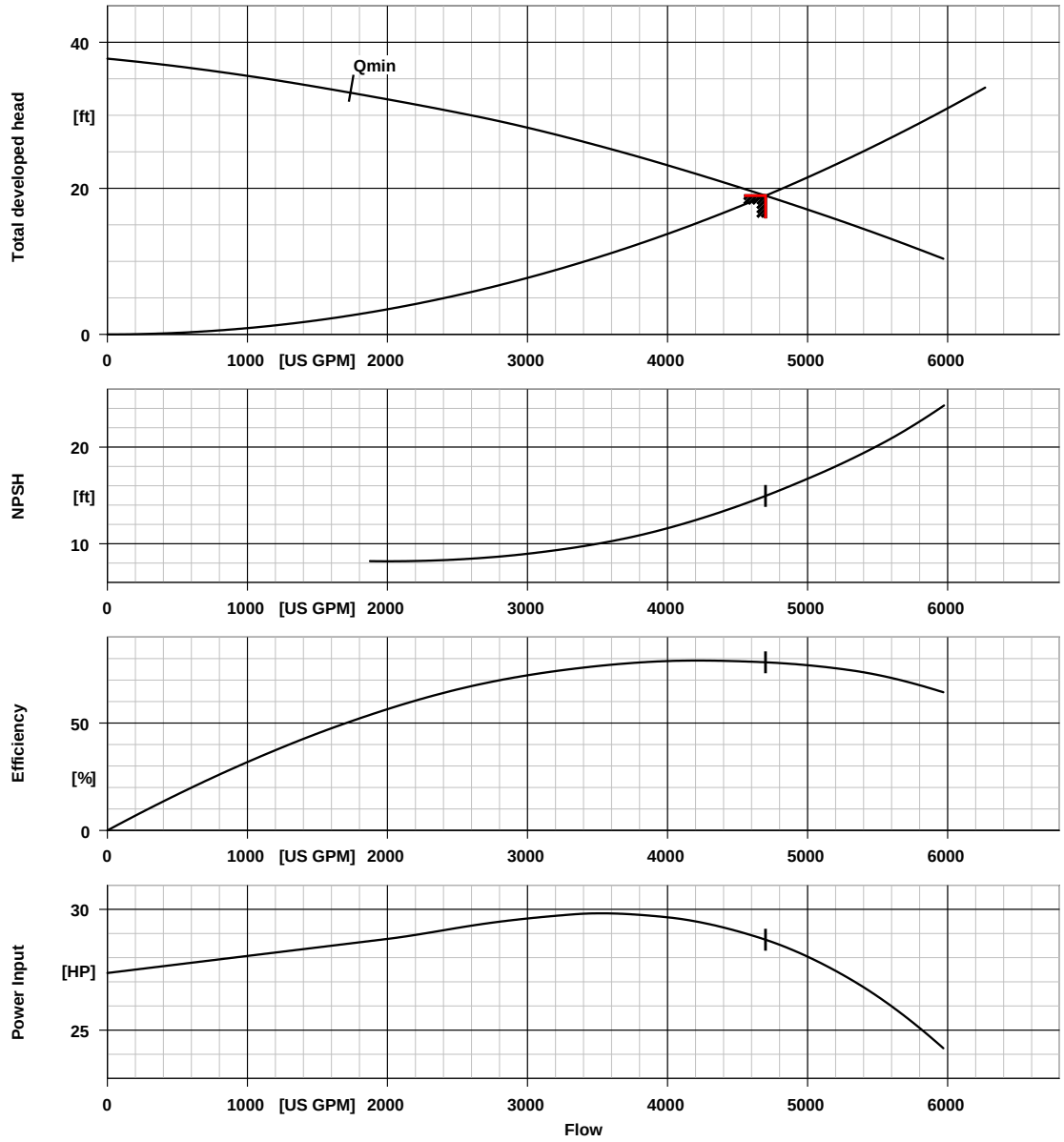


## Curve data

| | | | |
|---|---|---|---|
| Speed of rotation | 889 rpm | Efficiency | 78.3 % |
| Fluid density | 62.303144 lb/ft³ | Power absorbed | 28.74 HP |
| Viscosity | 0.0010 in²/s | NPSH 3% | 14.96 ft |
| Flow rate | 4700.00 US GPM | Curve number | K42700/2 |
| Requested flow rate | 4700.00 US GPM | Effective impeller diameter | 13.43 in |
| Total developed head | 19.00 ft | Acceptance standard | ANSI HI 1U |
| Requested developed head | 19.00 ft | | |

# Installation plan

Customer item no.:
Communication dated: 31/10/2025
Doc. no.: SEWRF Phase B - AGS IPS Pumps
Quantity: 4

Number: ES 8003886720
Item no.:100
Date: 03/11/2025


**Sewatec K 300-400G1 3EN**

Version no.: 1

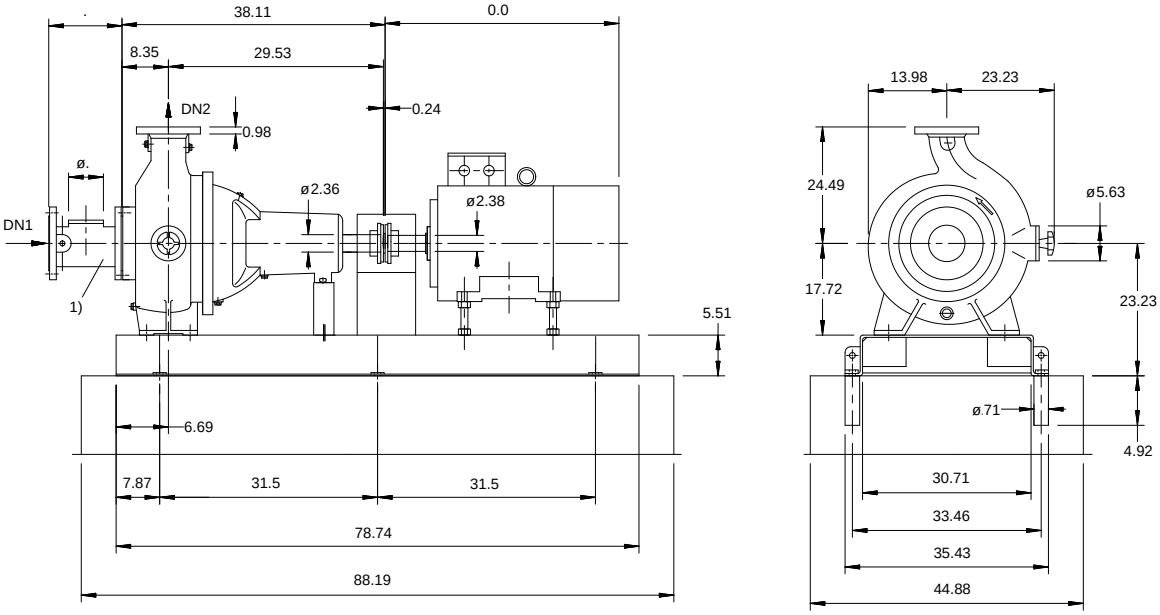


1) The inlet flange spacer is available as an accessory

*Drawing is not to scale*

*Dimensions in in*

**Motor**

required but not scope of supply

| | |
|---|---|
| Motor size | 364/5T |
| Motor power | 40.23 HP |
| Number of poles | 8 |
| Speed of rotation | 889 rpm |

**Baseplate**

| | |
|---|---|
| Design | Welded steel for Sewatec |
| Size | H25 |
| Material | Steel ST |
| Leakage drain baseplate (8B) | Rp1, Without |
| Baseplate drain piping execution | Without |
| Foundation bolts | M16x190 |

**Connections**

| | |
|---|---|
| Suction nominal size DN1 | DN 300 / ASME B 16.1 |
| Discharge nominal size DN2 | DN 300 / ASME B 16.1 |
| Nominal pressure suct. | CL 125 |
| Rated pressure disch. | CL 125 |

Standard-EN-flange drilled acc. to ASME FF

**Coupling**

| | |
|---|---|
| Coupling manufacturer | Flender |
| Coupling type | Eupex N |
| Coupling size | 160 |
| Spacer | 0.00 in |

**Weight net**

| | |
|---|---|
| Pump | 1389 lbm |
| Baseplate | 584 lbm |
| Suction side accessory | |
| Coupling | 22 lbm |
| Coupling guard | 9 lbm |
| Total | 2004 lbm |

## Installation plan

Customer item no.:
Communication dated: 31/10/2025
Doc. no.: SEWRF Phase B - AGS IPS Pumps
Quantity: 4

Number: ES 8003886720
Item no.:100
Date: 03/11/2025


**Sewatec K 300-400G1 3EN**

Version no.: 1

**Connect pipes without stress or strain!**

| | |
|---|---|
| Dimensional tolerances for shaft axis height: | DIN 747 |
| Dimensions without tolerances, middle tolerances to: | ISO 2768-m |
| Connection dimensions for pumps: | EN735 |
| Dimensions without tolerances - welded parts: | ISO 13920-B |
| Dimensions without tolerances - gray cast iron parts: | ISO 8062-CT9 |

**For auxiliary connections see separate drawing.**

# Connection plan

Customer item no.:
Communication dated: 31/10/2025
Doc. no.: SEWRF Phase B - AGS IPS Pumps
Quantity: 4

Number: ES 8003886720
Item no.:100
Date: 03/11/2025
Page: 6 / 6

**Sewatec K 300-400G1 3EN**

Version no.: 1

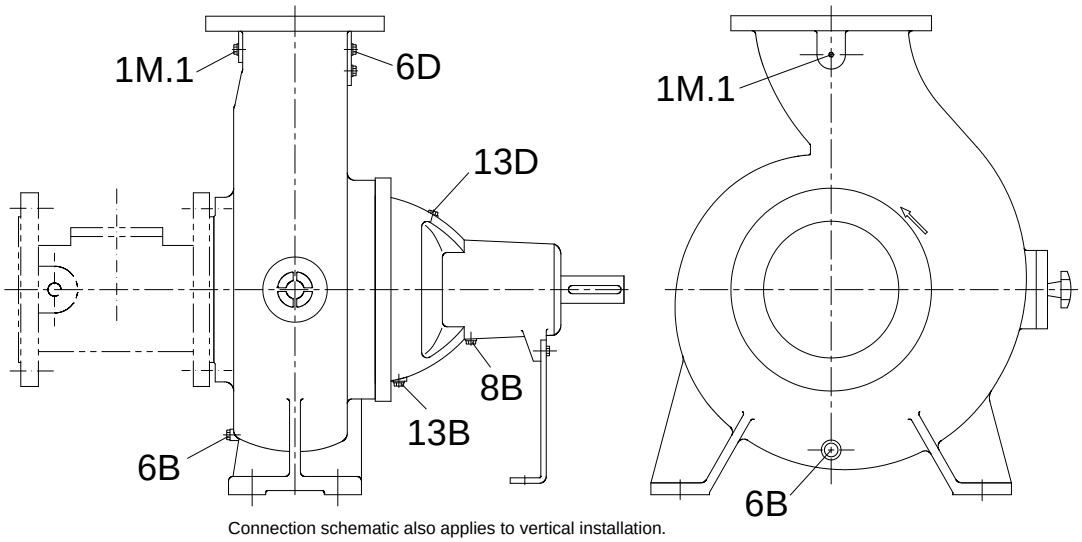


Connection schematic also applies to vertical installation.

## Connections

| | | |
|---|---|---|
| 1M.1 Pressure gauge connection | G 1/2 | Drilled and plugged. |
| 6B Pumped liquid drain | G 1 | Drilled and plugged. |
| 6D Pumped medium - filling / venting | G 1 1/4 | Drilled and plugged. |
| 8B Leakage drain | G 1/2 | Drilled and plugged. |
| 13B Oil drain | G 1/2 | Drilled and plugged. |
| 13D Refill / venting | G 1/2 | Drilled and plugged. |

Outlook

## Fw: Manatee SEWRF Phase B - SECTION 11424 SCREW-INDUCED FLOW CENTRIFUGAL PUMPS - Barney's Pumps Scope of Supply

**From** Christian Schultz <ceschultz@pcl.com>
**Date** Wed 5/20/2026 10:45 AM
**To** Rachel Larson <RLLarson@pcl.com>; Javier Velez <JJVelez@pcl.com>; Briona Campbell <BrionaCampbell@pcl.com>

1 attachment (524 KB)
11424 WAS Pumps Scope.pdf;

Get Outlook for iOS

**From:** John Mory <MoryJ@barneyspumps.com>
**Sent:** Monday, May 18, 2026 1:44:20 PM
**To:** Christian Schultz <ceschultz@pcl.com>
**Subject:** Manatee SEWRF Phase B - SECTION 11424 SCREW-INDUCED FLOW CENTRIFUGAL PUMPS - Barney's Pumps Scope of Supply

You don't often get email from moryj@barneyspumps.com. Learn why this is important

Hi Christian,

Please find attached the scope of supply for Section 11424, the WAS pumps. Note that the scope of supply is the same as what I provided in November. I was able to hold this price from last year.

The price for the scope of supply is $149,300.

Please let me know if you have any questions.

Thank you!

**Regards,**

**John Mory**
Municipal Treatment Plant Sales
O: 863-665-8500
C: 813-394-7645
E: MoryJ@barneyspumps.com
2965 Barney's Pumps Place
Lakeland, FL 33812
www.barneyspumps.com

QUOTATION NUMBER
1038734

Page 1 of 2

# BARNEY'S PUMPS INC.

Physical: 2965 Barneys Pumps Place, Lakeland, FL 33812
Mailing: PO Box 3529, Lakeland, FL 33802
Office: (863)-665-8500
Fax: (863) 666-3858

DATE: November 11, 2025

TO: ALL BIDDING CONTRACTORS

FOR SHIPMENT TO: Manatee SEWRF

Tel:
Fax:

PROJECT: Manatee SEWRF Phase B WAS Pumps

| Delivery | Via | From | F.O.B. | Terms |
|---|---|---|---|---|
| TBD | Bestway | Barney's Pumps | Barney's Pumps | TBD |

| ITEM | QTY | DESCRIPTION | PRICE |
|---|---|---|---|
| | | **SECTION 11424 SCREW-INDUCED FLOW CENTRIFUGAL PUMPS** | |
| | | COS: 1000GPM @ 17' TDH, 480V/3Ø/60Hz | |
| A | - | **KSB Sewatec D150-315G1 3EN WAS pumps with bases, motors, and couplings** | |
| | 2 | KSB Sewatec D 150-315G1 3EN<br>• Rotation: clockwise, 877RPM<br>• Impeller: Duplex stainless steel A890 CD4 MCuN*<br>• Wear plate: High chrome white iron A 532 IIC 15% CrMo-Hc<br>• Shaft: Chrome steel A276 Type 420<br>• Non-witnessed testing<br>  ○ Performance testing low power level – 5 points<br>  ○ Hydrostatic test @ 27psi<br>• Bearing life calculations (100,000 hours @ duty point) | |
| | 2 | 7.5HP WEG motor<br>• 460V/3Φ/60Hz<br>• NEMA frame 256T<br>• TEFC<br>• Premium eff.<br>• AEGIS grounding ring<br>• Thermostats | |
| | 2 | Bases and couplings<br>• Baseplate with anchor bolts<br>• Flender couplings<br>• Coupling guards | |

The following items are attached: Bulletin Performance curve X Elevation drawing

Prices quoted are firm for 30 days (unless otherwise noted), then subject to adjustment to agree with prices at time of shipment and subject to any tax required by law. This quotation is subject to Barney's Pumps standard terms of sale and warranty which is available at https://www.barneyspumps.com/legal.html. We appreciate the opportunity to serve you and trust that we are favored with your order.

BARNEY'S PUMPS INC.

JOHN MORY

Authorized Signature

QUOTATION NUMBER
1038734

Page 2 of 2

# BARNEY'S PUMPS INC.

Physical: 2965 Barneys Pumps Place, Lakeland, FL 33812
Mailing: PO Box 3529, Lakeland, FL 33802
Office: (863)-665-8500
Fax: (863) 666-3858

DATE: November 11, 2025

TO: ALL BIDDING CONTRACTORS

FOR SHIPMENT TO: Manatee SEWRF

Tel:
Fax:

PROJECT: Manatee SEWRF Phase B WAS Pumps

| Delivery | Via | From | F.O.B. | Terms |
|---|---|---|---|---|
| TBD | Bestway | Barney's Pumps | Barney's Pumps | TBD |

| ITEM | QTY | DESCRIPTION | PRICE |
|---|---|---|---|
| | 4 | Days of field service<br><br>Clarifications<br>General – Proposed pumps are the make and model designated in the specifications. This make and model has specific design requirements and limited customization available. Therefore, some options and/or features listed in the specifications are not available for this make and model.<br><br>• *Impeller:<br>  ○ Based on the impeller type and casting methods, only cast iron or duplex SS impellers are available.<br>  ○ The proposed impellers are cast duplex SS with 25% chromium content that does not meet the hardness level shown in the specs.<br>  ○ The leading edges of this type of impeller are hardened after machining as well.<br>• Proposed couplings are Flender in lieu of Falk | |

The following items are attached: Bulletin Performance curve X Elevation drawing

Prices quoted are firm for 30 days (unless otherwise noted), then subject to adjustment to agree with prices at time of shipment and subject to any tax required by law. This quotation is subject to Barney's Pumps standard terms of sale and warranty which is available at https://www.barneyspumps.com/legal.html. We appreciate the opportunity to serve you and trust that we are favored with your order.

BARNEY'S PUMPS INC.

JOHN MORY

Authorized Signature

QUOTATION NUMBER
1038734

Page 3 of 2

# BARNEY'S PUMPS INC.

Physical: 2965 Barneys Pumps Place, Lakeland, FL 33812
Mailing: PO Box 3529, Lakeland, FL 33802
Office: (863)-665-8500
Fax: (863) 666-3858

DATE: November 11, 2025

TO: ALL BIDDING CONTRACTORS

FOR SHIPMENT TO: Manatee SEWRF

Tel:
Fax:

PROJECT: Manatee SEWRF Phase B WAS Pumps

| Delivery | Via | From | F.O.B. | Terms |
|---|---|---|---|---|
| TBD | Bestway | Barney's Pumps | Barney's Pumps | TBD |

| ITEM | QTY | DESCRIPTION | PRICE |
|---|---|---|---|
| | | Clarifications<br>• General – Proposed pumps are the make and model designated in the specifications. This make and model has specific design requirements and limited customization available. Therefore, some options and/or features listed in the specifications are not available for this make and model.<br>• 2.01 E – Hazardous duty motors are not inverter duty.<br>• 2.01 G – Seal lubricant may not be FDA approved<br>• 2.01 J.2 – A volute case wear ring is not available on this make and model | |

The following items are attached: Bulletin Performance curve X Elevation drawing

Prices quoted are firm for 30 days (unless otherwise noted), then subject to adjustment to agree with prices at time of shipment and subject to any tax required by law. This quotation is subject to Barney's Pumps standard terms of sale and warranty which is available at https://www.barneyspumps.com/legal.html. We appreciate the opportunity to serve you and trust that we are favored with your order.

BARNEY'S PUMPS INC.

JOHN MORY

Authorized Signature

EBARA HG ULC
5 Brigden Gate
Halton Hills, ON L7G 0A3
P: (905) 693-8595
www.ebarahg.com

## QUOTATION FOR EBARA HG ULC SOLIDS HANDLING PUMPS

| | | | |
|---|---|---|---|
| **Date:** | 5/19/2026 | **Project Reference:** | Manatee SE WRF |
| **Quotation No.:** | Q6-92870 Rev. 1 | **Equipment Reference:** | P-37101, P-37102 |

| | | | |
|---|---|---|---|
| **Customer:** | Moss Kelley Inc. | **Delivery:** | 27-29 weeks after approval |
| | 7284 West Palmetto Park Road | **Incoterms:** | EXW |
| | Suite 304 | **Freight:** | PREPAID |
| | Boca Raton | **Terms of Payment:** | 0 {Net 30 Days} |
| | FL | **Taxes:** | Not Included |
| | 33433 | **Price Validity** | 60 days |
| | | **Currency:** | US $ |
| | | **Salesperson:** | David Caton |
| **Attention:** | W. Ben McDorman | **Submitted By:** | Davide Castellana |

**PRODUCT:**

| QTY | MODEL | UNIT SELL PRICE | LOT SELL PRICE |
|---|---|---|---|
| 2 | HAYWARD GORDON XCS8C SCREW CENTRIFUGAL PUMP | $38,690.00 | $77,380.00 |
| 1 | 4 SITE SERVICE 1 PERSON DAYS | Included | Included |

**CONSTRUCTION DETAILS:**

| | |
|---|---|
| **Wet End:** | Casing: ASTM A48 CL30 Cast Iron / Impeller & Suction Liner: ASTM A532 High Chrome Iron |
| **Seal:** | Chesterton S10 Single Cartridge Seal (TC/SC) - Flushless |
| **Ports/Flanges:** | 8" suction x 8" discharge - 125#RF |
| **Motor Details:** | 7.5HP, 1200RPM, 460V/3/60, 254T, TEFC Inverter Duty Rated |
| **Drive:** | Direct Drive / Flexible Coupling |
| **Guard:** | OSHA-Coupling Guard |
| **Base/Coverplate:** | Steel Baseplate |
| **Pump Setting:** | Horizontal |

**APPLICATION DETAILS:**

| | | | | | |
|---|---|---|---|---|---|
| **Fluid:** | WAS | **Impeller Diameter:** | Full | **Solids:** | |
| **Capacity:** | 1000/1650 GPM | **Viscosity:** | Waterlike | **NPSHR:** | Flooded |
| **Head:** | 17/7 ft | **Temperature:** | Ambient | | |
| **Pump RPM:** | 1092/1092 RPM | **Specific Gravity:** | 1.00 | | |

**REMARKS:**

There are no spares included with the pumps as none were asked for. Recommended spare sparts will be included in the O&M Manuals.
Comments, Clarifications and Exceptions to the specification 11424:
1.01 A.5. Exception Taken to NFPA. Motor is requested as TEFC, not EXP. Nothing on the pump would fall under this.
1.03 A.6, 2.05 B, Data Sheet Drive Motor. Section 16150 does not exist, 16220 is the motor spec.
1.03 A8, B2., 2.03.H Seismic Calculation summary sheet will be provided with recommended anchoring depth and size. included are some details to min to edge of pad. This is the only thing included. Any additional drawing and details are not included and to be provided by the contractor.
Part 3 Installation is not included and by the contractor
3.03.B. Manufacturer's Representative site work is included in the pricing 4 x 1 person days as requested.
Screw-Induced Flow Centrifugal Pump Data sheet, motor synchronous speed will be 1150 rpm as max pump speed is 1160 rpm written.
Section 16220:
1.03.B.2. Exception taken to NFPA. The motor is requested as STD TEFC in the Pump section Drive Motor. This doesn't apply.
General Comments:
Hayward Gordon's standard SSPC-SP10 SB prep and Primer coating is included (Tnemec N69)
Hayward Gordon's Non-Witnessed 6 pt Performance Test to be performed.
All VFDs, starters and control equipment are not within Hayward Gordon ULC scope of supply and are to be supplied by others
Anchor Bolts are not included.

Ebara HG ULC
5 Brigden Gate · Halton Hills · ON · CANADA · L7G 0A3
T: 905-693-8595
https://www.ebarahg.com

**GENERAL COMMENTS:**

1. Price validity is based on receipt of complete approval and release for production no more than eight weeks after drawings have been submitted by EBARA HG ULC.
2. EBARA HG ULC's standard Terms and Conditions of Sale apply and are an integral part of this quotation unless specifically noted otherwise in this proposal.
3. All start-up and instructional services not included unless specifically noted otherwise in this proposal.
4. All starters and control equipment are not within EBARA HG ULC's scope of supply and are to be supplied by others unless specifically noted otherwise in this proposal.
5. This proposal does not include installation, wiring, field painting or any other items except as specifically described above.

# Pump Data Sheet - Hayward Gordon

Company:
Name:
Date: 05/15/2026

Hayward Gordon

## Pump:

| | | | |
|---|---|---|---|
| Size: | XCS8-C | Dimensions: | |
| Type: | XCS ScrewCentrifugal | Suction: | 8 in |
| Synch Speed: | Adjustable | Discharge: | 8 in |
| Dia: | 11 in | | |
| Curve: | 005-10604 | | |

## Fluid:

| | | | |
|---|---|---|---|
| Name: | Water | | |
| SG: | 1 | Vapor Pressure: | 0.256 psi a |
| Density: | 62.4 lb/ft³ | Atm Pressure: | 14.7 psi a |
| Viscosity: | 1.1 cP | | |
| Temperature: | 60 °F | Margin Ratio: | 1 |

## Search Criteria:

| | | | |
|---|---|---|---|
| Flow: | 1000 US gpm | Near Miss: | --- |
| Head: | 17 ft | Static Head: | 0 ft |

## Pump Limits:

| | | | |
|---|---|---|---|
| Temperature: | --- | Sphere Size: | 4 in |
| Wkg Pressure: | --- | | |

## Motor:

**Consult Hayward Gordon to select a motor for this pump.**

## Pump Selection Warnings:

One or more operating points are not within the selection window.

| --- Duty Point --- | |
|---|---|
| Flow: | 1010 US gpm |
| Head: | 17.3 ft |
| Eff: | 73.6% |
| Power: | 5.95 hp |
| NPSHr: | 6.49 ft |
| Speed: | 1092 rpm |
| **--- Design Curve ---** | |
| Shutoff Head: | 32.1 ft |
| Shutoff dP: | 13.9 psi |
| Min Flow: | 304 US gpm |
| BEP: 75.3% @ 1217 US gpm | |
| NOL Power: | |
| 6.36 hp @ 435 US gpm | |
| **--- Max Curve ---** | |
| Max Power: | |
| 24.5 hp @ 631 US gpm | |

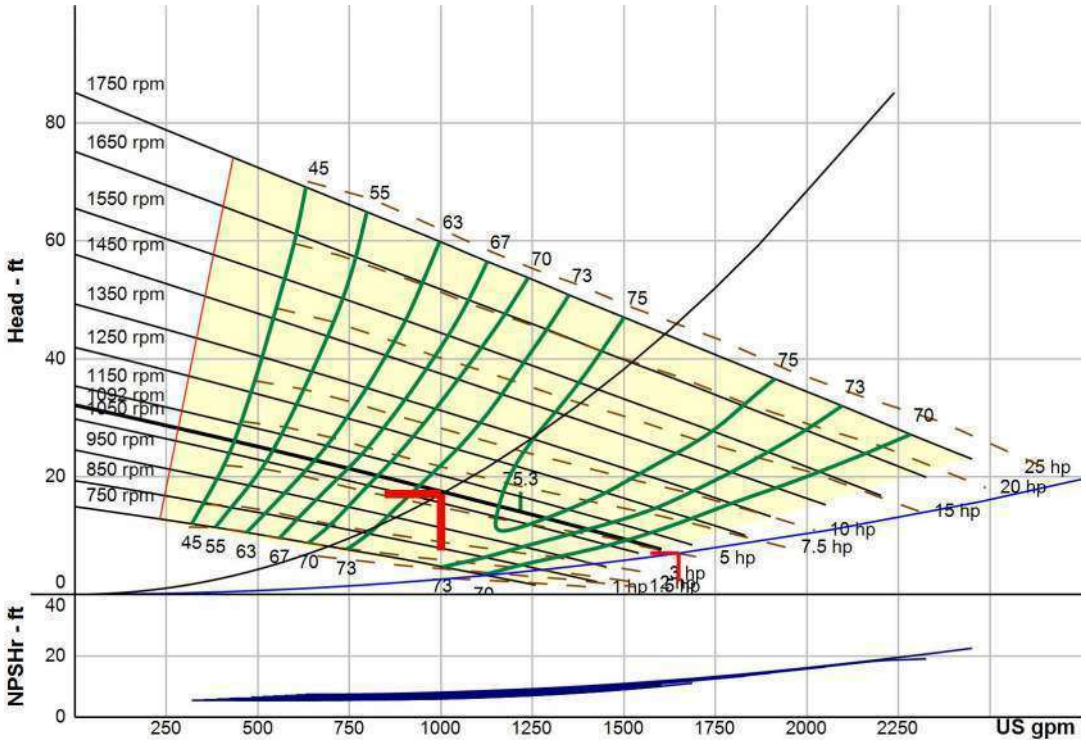


## Operating Points:

| Data Point | Speed | Flow | Head | NPSHr | Efficiency | Power | Min Flow |
|---|---|---|---|---|---|---|---|
| | rpm | US gpm | ft | ft | % | hp | US gpm |
| Primary | 1092 | 1010 | 17.3 | 6.49 | 73.6 | 5.95 | 304 |
| 1 | --- | --- | --- | --- | --- | --- | --- |

Selected from catalog: HaywardGordon.60, Vers 1.4.2

DO NOT SCALE

△6 Note: (*) Std. base for XCS6A/B/D with motors 404/405T is supplied with 6 mounting holes – 7/8"Dia.

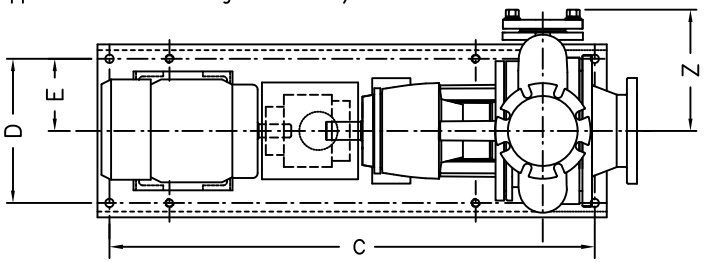


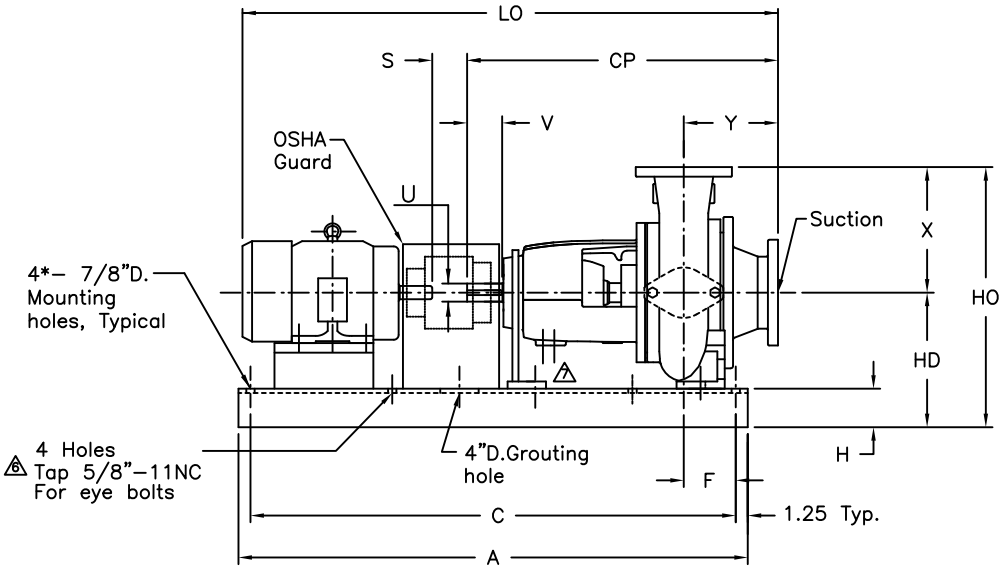


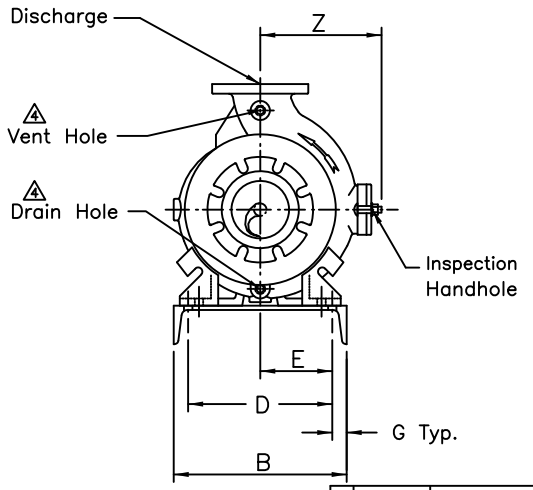


1. SUCTION AND DISCHARGE FLANGES:
C.I. – 125 lbs R.F.
ALLOYS & D.I.– 150 lbs R.F. △5 △10
ALL FLANGES MATE WITH STD. ASA FLANGES.

2. PUMP ROTATION–C.W. VIEWED FROM SHAFT END.

3. ALL DIMENSIONS ARE IN INCHES. USE FOR CONSTRUCTION ONLY IF CERTIFIED.

CERTIFIED FOR CONSTRUCTION

DATE SIGNED

HAYWARD GORDON ULC

| Suction / Pump model | Discharge / Motor frame | A | B | C | D | E | F | G | H | S | Pump shaft U | Pump shaft Sq. KEY | V | X | Y | Z | CP | HD | HO | LO | BASE DWG. |
|---|---|---|---|---|---|---|---|---|---|---|---|---|---|---|---|---|---|---|---|---|---|
| XCS6A/B/D △6 | 8 / 6 | 78 | 27 | 75.5 | 22 | 11 | 7.5 | 2.5 | 4.0 | 5.0 | 2.18 | .50x.50 | 4.25 | 16.0 | 13.5 | 15.3 | 43.6 | 18.5 △1 | 34.5 △1 | 73.9 | 02320394 |
| | 256T | | | | | | | | | | | | | | | | | | | 75.3 | 02320395 |
| | 284T | | | | | | | | | | | | | | | | | | | 76.8 | 02320395 |
| | 286T | | | | | | | | | | | | | | | | | | | 78.0 | 02320396 |
| | 324T | | | | | | | | | | | | | | | | | | | 79.5 | 02320396 |
| | 326T | | | | | | | | | | | | | | | | | | | 81.8 | 02320397 |
| | 364T | | | | | | | | | | | | | | | | | | | 82.8 | 02320397 |
| | 365T | | | | | | | | | | | | | | | | | | | 88.8 | 02330240 |
| | 404T | 90 | 27 | 87.5 | 22 | 11 | 7.5 | 2.5 | 4.0 | 7.75 | | | | | | | | | | 90.5 | 02330240 |
| | 405T | | | | | | | | | | | | | | | | | | | | |
| XCS8C/D | 8 / 8 | 66 | 27 | 63.5 | 22 | 11 | 7.3 | 2.5 | 4.0 | 3.63 / 5.0 | 1.88 | .50x.50 | 3.70 | 15.7 | 10.9 | 16.4 | 33.9 | 17.5 | 33.2 | 57.3 | 02320387 |
| | 215T | | | | | | | | | | | | | | | | | | | 61.0 | 02320388 |
| | 254T | | | | | | | | | | | | | | | | | | | 62.8 | 02320388 |
| | 256T | | | | | | | | | | | | | | | | | | | 64.2 | 02320389 |
| | 284T | | | | | | | | | | | | | | | | | | | 65.7 | 02320389 |
| | 286T | | | | | | | | | | | | | | | | | | | 68.3 | 02320390 |
| | 324T | | | | | | | | | | | | | | | | | | | 70.8 | 02320390 |
| | 326T | | | | | | | | | | | | | | | | | | | | |

| NO. | DATE: | REVISION | BY | CHK. |
|---|---|---|---|---|
| 10 | JAN 23,23 | D.I. ADDED, ECR 23003 | RP | |
| 9 | JULY 27,22 | GENERAL REVISION, ECR 22014 | RP | |
| 8 | MAY 12,06 | XCS6D ADDED * ECR 05093 | LF | |
| 7 | NOV 06,01 | HD & HO REVISED, V–BELT FOOT SHOWN*ECR 00380 | LF | |
| 6 | JUL 13,01 | ADD NOTE,EYE BOLT HOLES WERE 1/2"DIA.*ECR 01378 | LF | |
| 5 | JUL 05,01 | VENT & DRAIN HOLES ADDED * ECR 00423 | LF | |
| 4 | MAR28,01 | REVISED TITLE BLOCK AS NOTED ECR 01108 | ER | |
| 3 | DEC15.00 | REVISED AS NOTE ECR 00434 | ER | |
| 2 | MAY23,00 | DESCR. REVISED(XCS6 ONLY)*EDP#99002 | LF | |
| 1 | 2MAR00 | UPDATED TO LOCATE EYEBOLT CENTRES | TH | |

Hayward Gordon ULC

THIS DRAWING IS THE PROPERTY OF HAYWARD GORDON ULC AND MAY NOT BE USED OR COPIED EXCEPT AS EXPRESSLY AUTHORIZED BY IT. THIS DRAWING IS SUBJECT TO RECALL.

TITLE
STANDARD DIMENSIONAL DRAWING FOR DIRECT DRIVE XCS6A/B/D (3G PFR) & XCS8C/D △6 △2

| DESIGN BY: | DRAWN BY: | CHECKED BY: | DATE: |
|---|---|---|---|
| | JF | | AUGUST 31 1998 |
| SCALE: N.T.S. | SIZE: B | DWG.# 02320392 | SHEET 1 of 1 |

EBARA HG ULC
5 Brigden Gate
Halton Hills, ON L7G 0A3
P: (905) 693-8595
www.ebarahg.com

**TERMS AND CONDITIONS OF SALE**

**FORMATION OF AGREEMENT**

These Terms and Conditions of Sale apply to the purchase of Products, Services, or both, by Buyer from EBARA HG ULC. (hereinafter referred to as "Seller"), each as identified in Seller's quote. These Terms and Conditions, together with Seller's quote, comprise the entire agreement between the parties (the "Agreement").

**Seller's agreement to furnish Product or Services is expressly conditioned on Buyer's agreement to these Terms and Conditions. An order for Products, Services, or both, constitutes Buyer's acceptance of these terms and conditions. Seller rejects any terms, conditions, or warranties in Buyer's purchase order or other document or communication that are additional to or differ from those set out in this Agreement, unless set out in writing and signed by Seller's authorized representative.**

**PRICES**

**Quotes**. Prices in Seller's quote are valid for 30 days from the date of the quote unless otherwise specified in writing.

**Currency**. Prices are in the currency specified in Seller's quote. If no currency is specified, prices to buyers located in Canada are in Canadian dollars and prices to all other buyers are in US dollars.

**Taxes excluded**. Prices do not include any Duties, Tariffs or Taxes related to the Products or Services supplied under this Agreement, which are the responsibility of Buyer, unless Buyer presents a waiver or an exemption certificate acceptable to Seller.

**PAYMENT**

**Terms**. Buyer will pay all invoiced amounts in full, without deduction, back charge or set-off, payment is not contingent on Buyer receiving payment from Buyer's customer. All invoices are payable within 30 days from the date of Seller's invoice, unless agreed to by Seller's authorized representative. All claims against invoices must be made within 30 days after receipt of goods.

**Payment Method**. Seller reserves the right to review Buyer's credit and extend or deny credit. The Buyer consents to provision of credit information and to the disclosure of information concerning the Buyer to credit agencies or financial institutions. Upon determination that the Buyer's creditworthiness has changed adversely, or does not satisfy current credit standards, Seller may change the credit limit.
Buyer is hereby notified that payments by credit card will incur a 2% fee. NSF cheques will be subject to a $100 charge.

**Late Payment.** If payment is not made when required, Seller may at its option take one or more of the following actions: (i) treat such failure as a repudiation of all or a portion of the order that has not been fully performed and immediately suspend performance, (ii) continue production and make shipment under reservation of title or a security interest, and demand payment against tender of documents of title; (iii) charge interest at the lesser of 2% per month with an annual cap of 24% and the maximum rate permitted under applicable law, from the due date until paid, plus Seller's reasonable costs of collection. (iv) enter the premises where any Products for which Buyer has not paid are located, repossess such Products whatever the mode of their attachment to realty or other property, sell the repossessed Products, apply the proceeds to the overdue payment, and recover any deficiency from Buyer. (v) cancel credit privileges without notice. (vi) accelerate payment of the full balance owed. (vii) recover from the Buyer all costs incurred in collecting any unpaid amounts, including, but not limited to, collection suit fees, legal fees, and court costs.

**DELIVERY, RISK, TITLE**

**Delivery dates**. Delivery dates stated in advance of shipment, including in Seller's quote, are estimates only are not guaranteed. Seller will not be liable for or penalized because of delays in shipment for any cause. Seller reserves the right, upon prior notice to Buyer, to make partial deliveries or partial performance, which may be separately invoiced.

**Buyer Delay**. If Products cannot be shipped to or received by Buyer when ready because of any cause attributable to Buyer or its other contractors, Seller may store the Products at the sole expense and risk of Buyer; in such case, Seller will invoice Buyer and terms of payment will apply as if delivery had been made on the original delivery date.

**Damage/Shortage**. Claims for damages or shortages must be made within 5 days after receipt of Products.

**CHANGES**

Orders accepted by Seller are not subject to change or cancellation by Buyer, except with Seller's written consent. Where Seller authorizes changes (including changes to specifications, and special packaging, tests, or inspections in addition to Seller's normal procedures and not set out in Seller's Quote), Seller may charge Buyer reasonable costs of such change.

Seller will make every effort to maintain initial prices throughout the drawing and submittals process. For the avoidance of doubt, in the instance of any change and resubmittal Seller reserves the right to adjust the price in accordance with equity and necessity.

Further, should the Buyer not respond to confirm drawings and submittals in 30 days, the initial price quoted may no longer be valid and may be subject to change in accordance with equity and necessity.

**RETURNS**

Goods may not be returned without prior authorization of seller and will incur a minimum 20% restocking fee. Returns are at Seller's sole discretion. Returns of custom products will not be accepted.

**INSTALLATION**

All Products will be installed by and at the risk and expense of Buyer, unless otherwise specified in Seller's quote or agreed to in writing.

**WARRANTY**

Seller warrants that during the warranty period:
(i) all Products sold by it to Buyer pursuant to the Agreement, when properly stored, installed, used and maintained by Buyer, will in all material respects, conform to the specifications and be free from defects in materials and workmanship under normal usage; and
(ii) the Services performed by Seller will be performed in a good and workmanlike manner in accordance with any mutually agreed specifications.

**Warranty Period**. The warranty period for Products is one year from date of shipment.

**Warranty Claims/Seller's Obligations.** A claim must be submitted in writing, within 30 days of discovery, within the warranty period, to give rise to Seller's obligations. Seller's sole liability and Buyer's exclusive remedy for a breach of this warranty is limited to repair or replacement by Seller, in the case of the Product warranty, and re-performance by Seller in the case of the Services warranty. Such repair, replacement or reperformance will not extend the warranty period. Seller may require access to complete and accurate records of operation and maintenance during the warranty period, or the return of defective parts, freight prepaid, before a warranty claim is recognized.

**Third-party components**.
Products may contain components from third party manufacturers. Seller will use reasonable commercial efforts to extend to Buyer the benefit of any warranty given by the component manufacturer to Seller where the third-party manufacturer permits it to do so.

**No other warranties**.
All other warranties, representations, terms and conditions (express, implied or statutory) as to quality, condition, description, merchantability, fitness for purpose, compliance with sample, or non-infringement (except implied warranty of title) are expressly excluded to the fullest extent permitted by law.

**LIMITATION OF LIABILITY**

Exclusions. Without limiting the foregoing, Seller will have no liability in respect of:
(i) failure to follow Seller's use restrictions, specifications, recommendations or instructions or any misuse of the Products; (ii) any alteration, modification, repair, or enhancement of the Products by Buyer or any third party without Seller's prior written consent;(iii) any defect in the Product arising from designs, specifications or materials supplied by Buyer; (iv) any shipping, storage or working conditions different than those advised by Buyer after Seller's delivery of Products to Buyer; (v) chemical attack or wear; (vi) normal wear and tear; (vii) accident; (viii) fraud, negligence or wilful misconduct of Buyer or any of its affiliates or representatives; (ix) any Product for which the purchase price has not been paid in full in accordance with the Agreement.

**Limitation**.
(i) In no event will Seller' liability, in the aggregate, for damages arising out of the use of the Product or Services, or arising under this Agreement, whether in contract, tort (including negligence), or otherwise, to Buyer or any other person exceed the amount paid by Buyer to Seller under the Agreement for the Products or Services to which such claim or damages relates;(ii) Seller will not be liable for loss of profit or revenues, loss of use of equipment or systems, loss or deferral of production, interruption of business or loss of contract, loss of use, increased operating costs, or claims of Buyer's customers for any of the foregoing, any special,
consequential, incidental, indirect, or punitive damages, whether or not foreseeable at the date of Seller starting performance of the Agreement and even if Seller is advised in advance of the possibility of any such loss or damages.

**INDEMNITY**

Each party will indemnify the other party from and against claims brought by a third party, on account of personal injury or damage to the third party's tangible property, to the extent caused by the negligence of the indemnifying party in connection with this Agreement. If the injury or damage is caused by joint or concurrent negligence of Buyer and Seller, the loss or expense will be borne by each party in proportion to its degree of negligence. For purposes of Seller's indemnity obligation, no part of a Product is considered third party property, and "third party" does not include Buyer or any subsequent owner of the Products, their subsidiaries, parents, affiliates, agents, successors, or assigns, including any operation or maintenance contractor, or their insurer.

**EXCUSED PERFORMANCE/FORCE MAJEURE**

A party will not be liable in respect of the non-performance of any of its obligations to the extent such performance is prevented by any circumstances beyond its reasonable control including but not limited to, strikes, lock-outs or labour disputes of any kind (whether relating to its own employees or others), fire, flood, explosion, natural catastrophe, military operations, blockade, sabotage, revolution, riot, civil commotion, war

or civil war, acts or threats of terrorism. If such an event occurs, the time for performance will be extended by the amount of time lost by reason of the event plus such additional time as may be needed to overcome the effect of the event.

**COMPLIANCE WITH LAWS**

Each party shall comply with all applicable laws and regulations, orders, ordinances, resolutions, decrees, or restrictive measures and/or other requirements, including, but not limited to, import and export control, anti-bribery and anti-money laundering laws, regulations, codes, or ordinances. In no event shall buyer use, divert, import, export, or re-export products and/or technology in violation of such applicable laws and regulations.

Buyer hereby certifies that it will not export, re-export, or transfer all or part(s) of the products to Iran, North Korea and any countries of the sanctioned countries under the laws and regulations applicable to seller.

**GOVERNING LAW**

Unless otherwise agreed to in writing, the laws of the jurisdiction from which Seller ships the Product(s) will govern the interpretation and construction of this Agreement, and the Parties agree to submit to the exclusive jurisdiction of the courts of such jurisdiction.

**Waiver**. No waiver of any of the provisions of this Agreement will constitute a waiver of any other provision (whether or not similar).

**Severability**. If any provision of this Agreement is determined to be illegal, invalid or unenforceable, that provision will be severed from this Agreement and the remaining provisions will remain in full force and effect.

**Assignment/Subcontracting.**
Seller may assign or novate its rights and obligations under this Agreement, in whole or in part, to any of its affiliates. Seller may subcontract portions of the work to any third party.

## Javier Velez

**From:** Nik Yakubow
**Sent:** Monday, May 25, 2026 7:02 PM
**To:** Christian Schultz
**Cc:** Maria Mendez; Eric Nash; Javier Velez
**Subject:** FW: [EXTERNAL] Pumps/Valves Manatee PCL
**Attachments:** 1000gpm17ft 20260521.PDF; 4700gpm19ft 20260521.PDF; Curves - Manatee SE RAS.pdf; Curves - Manatee SE WAS.pdf; EMD-25-487-AP rev2 Manatee Co SERWRF - PCL.pdf; cd24516.02 Manatee County FL Proposal.pdf

---

**From:** Brandon Lang <blang@cviwater.com>
**Sent:** Friday, May 22, 2026 4:08 PM
**To:** Nik Yakubow <NCYakubow@pcl.com>
**Cc:** Maria Mendez <MMendez@pcl.com>
**Subject:** Re: [EXTERNAL] Pumps/Valves Manatee PCL

> Some people who received this message don't often get email from blang@cviwater.com. Learn why this is important

Nik,

My apologies for a lack of details on these pump's proposals but we did get feedback from a pump supplier. Note that the End-Suction Pump requirements, especially with being used for Granular Sludge Circulation and at the operating points specified suggest the use of a solid handling pump, like the Screw Impeller. Both of our offerings are from Hidrostal. Note that we tried working with several end-suction manufacturers and the operating conditions were not achievable due to the Low TDH values.

Attached are the curves and data associated w/ the pumps & motors. Hidrostal, inventor of the Screw Impeller pumps, is offering these per the specs.

Section 11424 (P-37101 & P-37102 via Hidrostal)

- 2 qty Hidrostal E8K-SS, per performance attached w/ 10 hp motor (accommodating the Full Speed curve of the motor).
- Price = $ 115,411.00 USD

Section 11425 (P-33401 thru P-33404 via Hidrostal)

- 4 qty Hidrostal H12K-SS, per performance attached w/ 40 hp motor (accommodating the Full Speed curve of the motor).
- Price = $ 535,316.00 USD

Valve Package (Bray & Val-Matic):

- Please see the attached updated proposal (EMD-25-487-AP rev2...)
- Price = $ 164,563.00 USD

Section 11444 (Aeration Basin diffusers via Nexom-EDI):

- Please see the attached updated proposal (cd24516.02 ...)
- Price = $ 458,600.00 USD

Sincerely,

**Brandon Lang, P.E.**
Regional Sales Manager
Carter & VerPlanck, a DXP Company
4910 W Cypress St.
Tampa, FL 33607
Office 813-287-0709
Mobile 813-481-5200
blang@cviwater.com
www.cviwater.com
www.dxpe.com

*Confidentiality Notice: This message, including attachments, is confidential and may be privileged. If you are not an intended recipient, please notify the sender then delete and destroy the original message and all copies. You should not copy, forward and/or disclose this message, in whole or in part, without permission of the sender. If you received this email message in error, please notify us immediately by email at webmaster@dxpe.com.*

---

**From:** Brandon Lang <blang@cviwater.com>
**Sent:** Thursday, May 21, 2026 2:59 PM
**To:** Nik Yakubow <NCYakubow@pcl.com>
**Cc:** Maria Mendez <MMendez@pcl.com>
**Subject:** Re: [EXTERNAL] Pumps/Valves Manatee PCL

Nik,

Confirmed we will have this to you tomorrow , from all parties.

Sincerely,

**Brandon Lang, P.E.**
Regional Sales Manager
Carter & VerPlanck, a DXP Company
4910 W Cypress St.
Tampa, FL 33607
Office 813-287-0709
Mobile 813-481-5200
blang@cviwater.com
www.cviwater.com
www.dxpe.com

*Confidentiality Notice: This message, including attachments, is confidential and may be privileged. If you are not an intended recipient, please notify the sender then delete and destroy the original message and all copies. You should not copy, forward and/or disclose this message, in whole or in part, without permission of the sender. If you received this email message in error, please notify us immediately by email at webmaster@dxpe.com.*

---

**From:** Nik Yakubow <NCYakubow@pcl.com>
**Sent:** Wednesday, May 13, 2026 12:19 PM
**To:** Brandon Lang <blang@cviwater.com>

**Cc:** Maria Mendez <MMendez@pcl.com>
**Subject:** [EXTERNAL] Pumps/Valves Manatee PCL

You don't often get email from ncyakubow@pcl.com. Learn why this is important
This message has originated from an **External Source**. Please use proper judgment and caution when opening attachments, clicking links, or responding to this email.

Hey Brandon,

Above I linked your previous quote for the valves, as well as the specs for the horizontal end centrifugal pumps (4 needed).
And the specs for the Screw-Induced flow centrifugal pumps (2 needed).

All the best,

**Nik Yakubow**
**PCL Construction, Inc.**
1 N Dale Mabry Hwy, Suite 300
Tampa, FL 33609
M: (602) 448 7545
NCYakubow@pcl.com

**www.pcl.com**
**TOGETHER WE BUILD SUCCESS**

# Pump Data Sheet - Hidrostal US

Company: AGS pump
Name: Manatee SE
Date: 05/21/2026

## Pump:

| | | | |
|---|---|---|---|
| Size: | H12V-SS | Dimensions: | |
| Type: | V-Line | Suction: | 12 in |
| Synch Speed: | Adjustable | Discharge: | 12 in |
| Dia: | 17.125 in | | |
| Curve: | C-2022-1000 | | |

## Fluid:

| | | | |
|---|---|---|---|
| Name: | Water | | |
| SG: | 1 | Vapor Pressure: | 0.256 psi a |
| Density: | 62.4 lb/ft³ | Atm Pressure: | 14.7 psi a |
| Viscosity: | 1.1 cP | | |
| Temperature: | 60 °F | Margin Ratio: | 1 |

## Search Criteria:

| | | | |
|---|---|---|---|
| Flow: | 4700 US gpm | Near Miss: | --- |
| Head: | 19 ft | Static Head: | 0 ft |

## Pump Limits:

| | | | |
|---|---|---|---|
| Temperature: | --- | Sphere Size: | 5.1 in |
| Wkg Pressure: | --- | | |

## Motor:

**Consult Hidrostal US to select a motor for this pump.**

## Pump Selection Warnings:

One or more operating points are not within the selection window.

**--- Duty Point ---**

| | |
|---|---|
| Flow: | 4705 US gpm |
| Head: | 19 ft |
| Eff: | 74.9% |
| Power: | 30.2 hp |
| NPSHr: | 14.6 ft |
| Speed: | 849 rpm |

**--- Design Curve ---**

| | |
|---|---|
| Shutoff Head: | 51 ft |
| Shutoff dP: | 22.1 psi |
| Min Flow: | --- US gpm |

BEP: 77.4% @ 4014 US gpm
NOL Power:
31.6 hp @ 2502 US gpm

**--- Max Curve ---**

Max Power:
88.3 hp @ 3403 US gpm

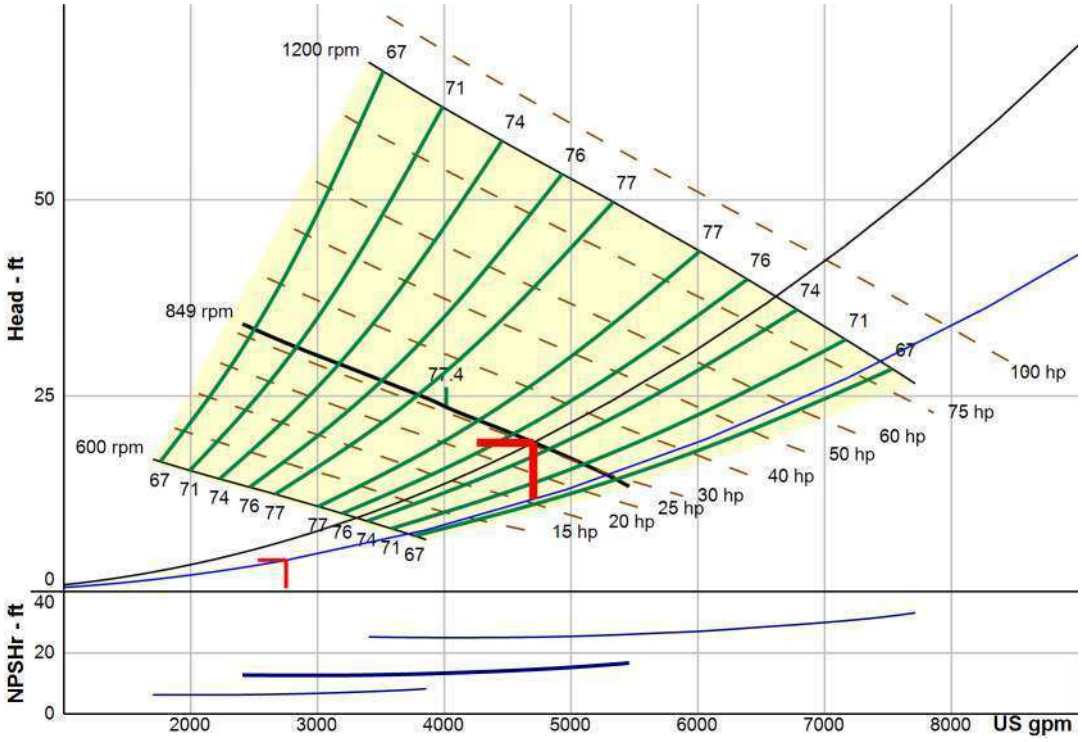


## Operating Points:

| Data Point | Speed | Flow | Head | NPSHr | Efficiency | Power | Min Flow |
|---|---|---|---|---|---|---|---|
| | rpm | US gpm | ft | ft | % | hp | US gpm |
| Primary | 849 | 4705 | 19 | 14.6 | 74.9 | 30.2 | --- |
| 1 | 849 | 5293 | 14.8 | 16.1 | 66.8 | 29.7 | --- |

Selected from catalog: Hidrostal US.60, Vers 1.2

# Pump Data Sheet - Hidrostal US

Company: Manatee SE WRF
Name: PCL - Bid
Date: 05/21/2026

## Pump:

| | | | |
|---|---|---|---|
| Size: | E8K-SS | Dimensions: | |
| Type: | K-Line | Suction: | 8 in |
| Synch Speed: | Adjustable | Discharge: | 8 in |
| Dia: | 10.875 in | | |
| Curve: | C-2215-1500 | | |

## Fluid:

| | | | |
|---|---|---|---|
| Name: | Water | | |
| SG: | 1 | Vapor Pressure: | 0.256 psi a |
| Density: | 62.4 lb/ft³ | Atm Pressure: | 14.7 psi a |
| Viscosity: | 1.1 cP | | |
| Temperature: | 60 °F | Margin Ratio: | 1 |

## Search Criteria:

| | | | |
|---|---|---|---|
| Flow: | 1000 US gpm | Near Miss: | --- |
| Head: | 17 ft | Static Head: | 0 ft |

## Pump Limits:

| | | | |
|---|---|---|---|
| Temperature: | --- | Sphere Size: | 3.94 in |
| Wkg Pressure: | --- | | |

## Motor:

**Consult Hidrostal US to select a motor for this pump.**

## Pump Selection Warnings:

One or more operating points are not within the selection window.

**--- Duty Point ---**

| | |
|---|---|
| Flow: | 1199 US gpm |
| Head: | 24.4 ft |
| Eff: | 79% |
| Power: | 9.36 hp |
| NPSHr: | 3.43 ft |
| Speed: | 1180 rpm |

**--- Design Curve ---**

| | |
|---|---|
| Shutoff Head: | 46.5 ft |
| Shutoff dP: | 20.2 psi |
| Min Flow: | --- US gpm |

BEP: 79.4% @ 1305 US gpm
NOL Power:
9.58 hp @ 1595 US gpm

**--- Max Curve ---**

Max Power:
33.8 hp @ 2401 US gpm

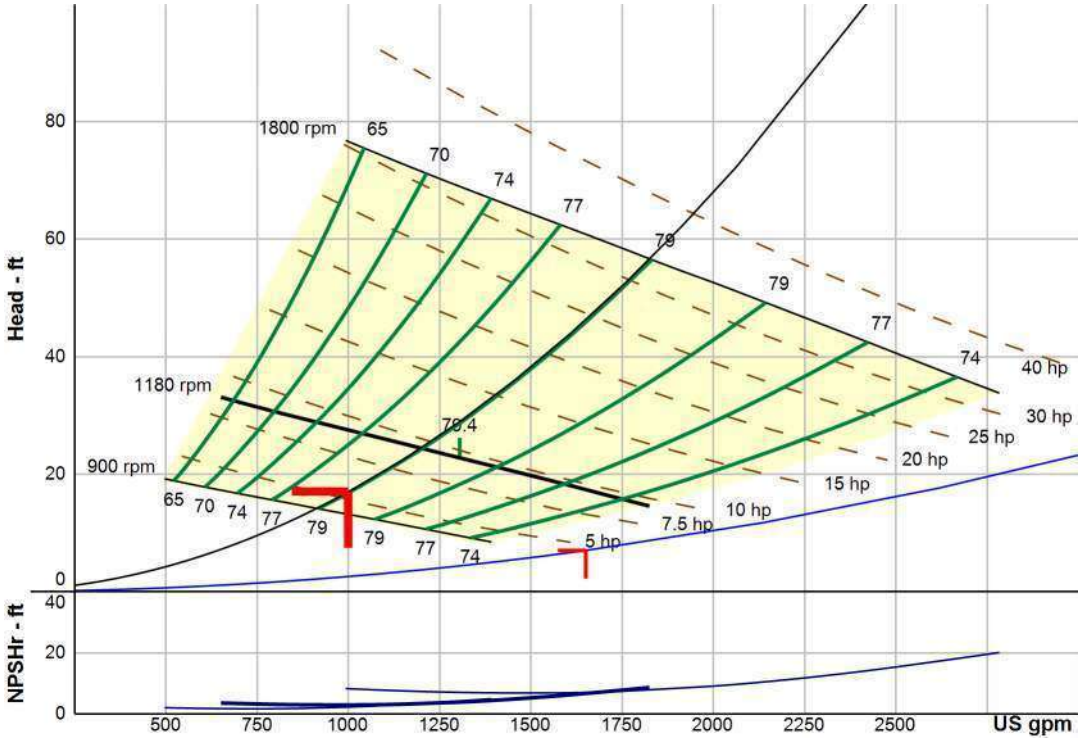


## Operating Points:

| Data Point | Speed | Flow | Head | NPSHr | Efficiency | Power | Min Flow |
|---|---|---|---|---|---|---|---|
| | rpm | US gpm | ft | ft | % | hp | US gpm |
| Primary | 1180 | 1199 | 24.4 | 3.43 | 79 | 9.36 | --- |
| 1 | --- | --- | --- | --- | --- | --- | --- |

Selected from catalog: Hidrostal US.60, Vers 1.2

| | Design | Secondary |
|---|---|---|
| Speed (rpm) | 986 | 952 |
| Flow (usgpm) | 1000 | 1650 |
| Total Head (ft.) | 17 | 7 |
| Efficiency | 75.3% | 62.8% |
| Power (HP) | 5.7 | 4.6 |
| NPSHr (ft.) | 5.1 | 10.2 |

*Hidrostal North America*
*2225 White Oak Circle, Suite 101*
*Aurora, IL 60502, USA*

| PREROSTAL PERFORMANCE CURVE | | | | |
|---|---|---|---|---|
| **Sales Order** | SO59104 - Manatee SE - WAS | | Value | *Unit* |
| **Pump Model** | E8K-SS | **Design Speed** | 986 | *RPM* |
| **Suction** | 8" | **Design Flow** | 1000/1650 | *USGPM* |
| **Discharge** | 8" | **Design Head** | 17/7 | *FT* |
| **Max Sphere Size** | 4" (100mm) | **Static Head** | - | *FT* |
| **Curve** | CUR-E08K-SS | **Minimum Flow** | - | *GPM* |

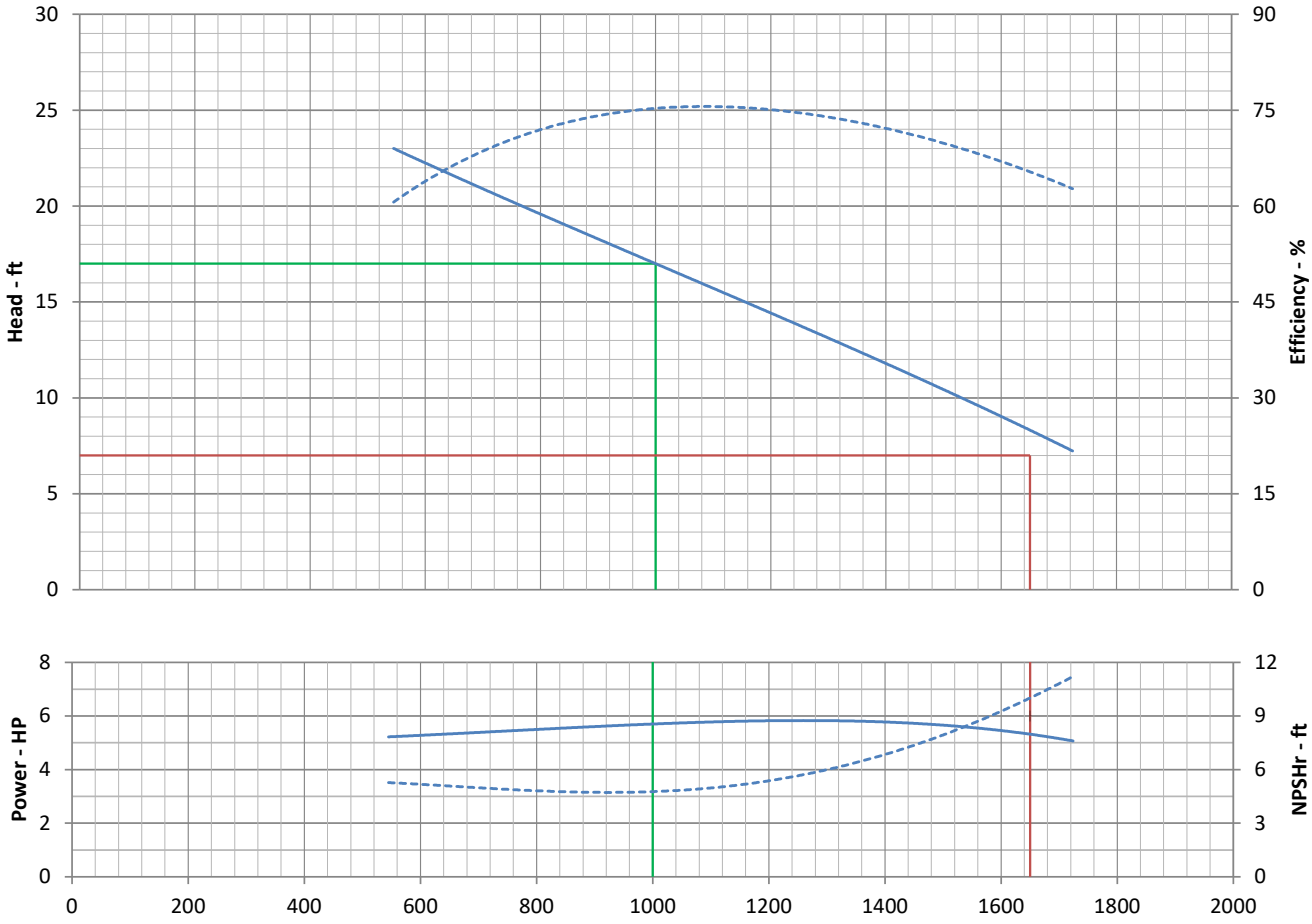


Data provided from previous tests under ideal testing conditions using clear water and standard materials of construction. Field testing results may vary. Affinity laws used for speed adjustment calculations.

**Notes:**

**Created By:** **Mickey Hyland** **Date** **5/22/2026**

Copyright © 2025 HIDROSTAL LLC. All Rights Reserved.

REMIT TO: 4910 W CYPRESS STREET
TAMPA, FL 33607
WAREHOUSE: 6920 N U.S. HWY 41 #1104
APOLLO BEACH, FL 35572
PHONE: 352-861-0067
WWW.ENVIRONMENTAL-MD.COM

# QUOTATION

**DATE:** 11/7/2025, 5/22/2026, 5/22/2026

**TO:** PCL

**ATTN:** Nik Yakubow

**REF:** Manatee County SERWRF Capacity Improvements Project - Phase B

**QUOTE:** EMD-25-487-AP
**REV:** 2
**PHONE:**
**FAX:**
**PAGES:** TWO

EMD is pleased to offer the following:

| Item # | Qty | Product Description - Globally Sourced | Net each | Total |
|---|---|---|---|---|
| 1 | 7 | 12" 150# LUGG HP VALVE BRAY S41 SS/SS/RTFE + GEAR OPP<br>Part Number 411200-11001066<br>S41 12" 316,316,17-4,RTFE/SIL"<br>Bray HPBFV ANSI Class 150. Lug Style.<br>Body: ASTM A351 Gr CF8M Stainless Steel<br>Disc: ASTM A351 Gr CF8M Stainless Steel<br>Stem: 17-4PH Stainless Steel<br>Seat: RTFE with Silicone Rubber Energizer<br>With Handwheel<br>*Lead time: 1-2 weeks*<br>Valve weighs ~ 155 lbs each | $ 4,544.00 | $ 31,808.00 |
| 2 | 3 | 12" 150# LUGG HP VALVE BRAY S41 SS/SS/RTFE + AUMA EMA<br>Part Number 411200-11001066<br>S41 12" 316,316,17-4,RTFE/SIL"<br>Bray HPBFV ANSI Class 150. Lug Style.<br>Body: ASTM A351 Gr CF8M Stainless Steel<br>Disc: ASTM A351 Gr CF8M Stainless Steel<br>Stem: 17-4PH Stainless Steel<br>Seat: RTFE with Silicone Rubber Energizer<br>AUMA electric motor actuator with handhweel 460v<br>*Lead time: 28-30 weeks*<br>Valve weighs ~ 175 lbs each | $ 19,653.00 | $ 58,959.00 |

| | | | | |
|---|---|---|---|---|
| 3 | 2 | 506C.3BFMI<br>6" VAL-MATIC SWING-FLEX CHECK VALVE, 125#<br>FLANGED ENDS, 250 PSI CWP, DUCTILE IRON BODY, BUNA-N DISC, 316 SS BOLTS, FUSION 12-20 MILS INT/EXT.<br>INCLUDES MECHANICAL INDICATOR AND BACKFLOW ACTUATOR.<br>*Valve weighs ~ 105lbs each*<br>*Lead time: In stock in*<br>*****Bidding as alternate for 6" Lever and weight check valve, SwingFlex named in APL***** | $ 2,526.00 | $ 5,052.00 |
| 4 | 4 | 516C.3BFMI<br>16" VAL-MATIC SWING-FLEX CHECK VALVE, 125#<br>FLANGED ENDS, 250 PSI CWP, DUCTILE IRON BODY, BUNA-N DISC, 316 SS BOLTS, FUSION 12-20 MILS INT/EXT.<br>INCLUDES MECHANICAL INDICATOR AND BACKFLOW ACTUATOR.<br>*Valve weighs ~ 915lbs each*<br>*Lead time: 10-12 weeks*<br>*****Bidding as alternate for 16" Lever and weight check valve, SwingFlex named in APL***** | $ 17,186.00 | $ 68,744.00 |
| | | **Grand Total** | **>>>>>>>>>>** | **$ 164,563.00** |

Notes:

1. All pricing in this scope is FOB shipping point with **freight prepaid and added to the total**. Terms are Net 30 Days, with approved credit. This quote is based on current steel and iron pricing and availability. Due to the unstable market for raw materials, increases in pricing may be passed on at the time of order. In the event of additional **international trade tariffs**, final pricing will be subject to any additional tariffs.

2. Take-offs are for the purpose of determining quantity discounts and the best available freight rates, but we do not guarantee our take-offs.
3. No retainage or liquidated damages are allowed.
4. Unless otherwise noted, this scope does not meet the 2014 American Iron and Steel Act.
5. Field Service is not include unless noted above.
6. Electronic submittals and O&M's are no charge. Please inquire about hard copy pricing.
7. Parts orders do carry a minimum order based on manufacturer - please confirm quanities prior to ordering parts.
8. A +3% service fee will apply for credit card purchases.
9. Pricing is valid for 30 days from the above date.
10. Taxes are not included.
11. Remit PO's to Florida Valve and Equipment, LLC, a DXP Company.

Sincerely,

Alex Patterson

Alex Patterson
941-419-0598
Environmental MD Inc., a DXP Company

Hudson
Pump & Equipment
A Division of Tencarva Machinery Company
3524 Craftsman Boulevard, Lakeland, FL 33803
Phone (863) 665-7867 Fax (863) 667-2951

# PROPOSAL/CONTRACT

**TO:** PCL **DATE:** 5-22-26

**PROJECT:** Manatee County SEWRF - Phase B - Capacity Improvements

**BID DATE:** 5-22-26

---

**Hudson Pump & Equipment agrees to sell to Purchaser and Purchaser agrees to purchase from Hudson Pump & Equipment the products as described below:**

## I. EQUIPMENT DESCRIPTION:

**SECTION 11425 – HORIZONTAL END SUCTION CENTRIFUGAL PUMPS**

**AGS Pumps (P-33401, P-33402, P-33403, P-33404)**

Flygt AC Package to include the following**:**

Qty 4. Flygt AC Centrifugal Pumps, Model 150 NSY, 16x16-20 rated for 4700gpm 19ft. TDH, in Cast Iron construction with CI/2-3% nickel impeller, split mechanical seal, with a 30hp/710rpm TEFC premium efficient severe duty 3/60/460V motor, coupling with guard and individual fabricated steel base plates.

***Note: pump, motor and base will all be shipped separately and require field assembly while installing by others.**

## II. APPLICABLE SPECIFICATIONS:

11425

The specifications listed above are the only specifications that shall apply to this proposal either directly or by reference. Any specification that is not specifically included as part of this proposal is excluded from this offering.

## III. COMMENTS AND CLARIFICATIONS:

1) 1.03.A.1.h – Anchorage and bracing to be supplied by others.
2) 1.03.B.1 – Anchorage and bracing to be supplied by others.
3) 2.01.B – Adjustable frequency drives and coordination with adjustable frequency drives to be supplied by others.
4) 2.03.A – Pump and motor nameplates to be manufacturer's standard.
5) 2.03.D – Anchor bolts to be supplied by others.
6) 2.04 – Factory surface preparation and coating shall be Xylem standard which is as follows: Prior to paint, blast and clean per SSPC-SP10. Primer coat shall be Carboline Carboguard 890, DFT of 4 to 6 mils. Top coat shall be Carboline Carboguard 890, color navy grey (color code 2708), DFT of 4 to 8 mils. Motor to have vendors standard coating.

**IV. BID VALIDITY:** This bid is valid for 120 days unless withdrawn by seller in writing and is based upon equipment release for manufacture within 120 days and shipment upon completion or within 10 days of test curve submittal.

**V. ESCALATION:** Material surcharges and escalation will apply to all orders not released for manufacturing and shipment within 90 days of the quote date.

**VI. TERMS OF PAYMENT:** 100% net cash 30 days with credit approval. **A 2% processing fee shall be added to all credit card payments.** A late charge of 1.5% per month shall be added to all unpaid balances. The Purchaser shall pay all attorney's fees and collection charges for any late payments. If shipment is delayed by the purchaser, the date of readiness for shipment shall be deemed the date of shipment for payment purposes. Payments shall be prorated as shipments go forward. Full payment is required before equipment start-up. Payment is not contingent upon Purchaser's receipt of payment from others.

**VII. TAXES:** No taxes are included.

**VIII. TITLE AND FREIGHT:** F.O.B. Factory, Freight Allowed to Jobsite.

**IX. PAINT:** The equipment will be shop painted per the manufacturers standard paint system.

**X. SERVICE:** 6 trips and 6 days of service for inspection, start-up and training on are included at no charge. For additional service, add $1500 per day plus expenses.

**XI. EXCLUDED ITEMS:** The following items are **not** included:
Installation, alignment, soleplates, templates, anchor bolts, standard tools, lubricants, and any other items not specifically listed in this proposal.

**XII. TERMS AND CONDITIONS:** This proposal is quoted on the standard terms, conditions and warranty of the manufacturers and per the attached. Hudson Pump & Equipment assumes no liability for liquidated damages, consequential damages and/or removal and reinstallation charges.

**XIII. SHIPPING DATE:** 8-10 weeks for submittal preparation.
38-42 weeks for manufacture after approval, subject to prior sale.

**XIV. TOTAL PRICE, FREIGHT INCLUDED** ……..$ 398,000.00

**XV. SIGNATURES**

| | |
|---|---|
| By _____ (Signature) | Accepted By _____ (Signature) |
| Robert Maxwell (Name) | _____ (Name) |
| Account Manager (Title) | _____ (Title) |
| Hudson Pump & Equipment (Company | _____ (Company) |
| _____ (Date) | _____ (Date) |

# HUDSON PUMP & EQUIPMENT TERMS AND CONDITIONS

**WARRANTY** - Company warrants title to the product(s) and, except as noted with respect to items not of Company's manufacturer, also warrants the product(s) on date of shipment to Purchaser, to be of the kind and quality described herein, and free of defects in workmanship and material. THIS WARRANTY IS EXPRESSLY IN LIEU OF ALL OTHER WARRANTIES, INCLUDING BUT NOT LIMITED TO IMPLIED WARRANTIES OF MERCHANTABILITY AND FITNESS, AND CONSTITUTES THE ONLY WARRANTY OF COMPANY WITH RESPECT TO THE PRODUCT(S).

If within one year from date of initial operation, but not more than eighteen months from date of shipment by Company of any item of product(s), Purchaser discovers that such item was not as warranted above and promptly notifies Company in writing thereof, Company shall remedy such nonconformance by, at Company's option, adjustment or repair or replacement of the item and any affected part of the product(s). Purchaser shall assume all responsibility and expense for removal, reinstallation, and freight in connection with the foregoing remedies. The same obligations and conditions shall extend to replacement parts furnished by Company hereunder. Company shall have the right of disposal of parts replaced by it. Purchaser agrees to notify Company, in writing, of any apparent defects in design, material or workmanship, prior to performing any corrective action back chargeable to the Company. Purchaser shall provide a detailed estimate of the material, labor costs associated with proposed remedy for expeditious review and approval by the Company.

ANY SEPARATELY LISTED ITEM OF THE PRODUCT(S) WHICH IS NOT MANUFACTURED BY THE COMPANY IS NOT WARRANTED BY COMPANY and shall be covered only by the express warranty, if any, of the manufacturer thereof.

THIS STATES PURCHASER'S EXCLUSIVE REMEDY AGAINST COMPANY AND ITS SUPPLIERS RELATING TO THE PRODUCT(S) WHETHER IN CONTRACT OR IN TORT OR UNDER ANY OTHER LEGAL THEORY, AND WHETHER ARISING OUT OF WARRANTIES, REPRESENTATIONS, INSTRUCTIONS, INSTALLATIONS OR DEFECTS FROM ANY CAUSE. Company and its suppliers shall have no obligation as to any product which has been improperly stored or handled, or which has not been operated or maintained according to instructions in Company or supplier furnished manuals.

**NUCLEAR** - Purchaser represents and warrants that the product(s) covered by this contract shall not be used in or in connection with a nuclear facility or application.

**NONCANCELLATION** - Purchaser may not cancel or terminate for convenience, or direct suspension of manufacture, except on mutually acceptable terms.

**DELAYS** - If Company suffers delay in performance due to any cause beyond its control, including but not limited to act of God, war, act or failure to act of government, act or omission of Purchaser, fire, flood, strike or labor troubles, sabotage, or delay in obtaining from others suitable services, materials, components, equipment or transportation, the time of performance shall be extended a period of time equal to the period of the delay and its consequences. Company will give to Purchaser notice in writing within a reasonable time after Company becomes aware of any such delay.

**STORAGE** - Any item of the product(s) on which manufacture or shipment is delayed by causes within Purchaser's control, or by causes which affect Purchaser's ability to receive the product(s), may be placed in storage by Company for Purchaser's account and risk.

**TITLE AND INSURANCE** - Title to the product(s) and risk of loss or damage shall pass to Purchaser at the f.o.b. point, except that a security interest in the product(s) and proceeds and any replacement shall remain in Company, regardless of mode of attachment to realty or other property, until the full price has been paid in cash. Purchaser agrees to do all acts necessary to perfect and maintain said security interest, and to protect Company's interest by adequately insuring the product(s) against loss or damage from any external cause with Company named as insured or co-insured.

**LIMITATION OF LIABILITY** - Neither Company nor its suppliers shall be liable, whether in contract or in tort or under any other legal theory, for loss of use, revenue or profit, or for cost of capital or of substitute use or performance, or for incidental, indirect, or special or consequential damages, or for any other loss or cost of similar type, or for claims by Purchaser for damages of Purchaser's customers. Likewise, Company shall not, under any circumstances, be liable for the fault, negligence, or wrongful acts of Purchaser or Purchaser's employees, or Purchaser's other contractors or suppliers.

IN NO EVENT SHALL COMPANY BE LIABLE IN EXCESS OF THE SALES PRICE OF THE PART(S) OR PRODUCT FOUND DEFECTIVE.

**GENERAL** - (a) Company will comply with all laws applicable to Company. Compliance with OSHA or similar federal, state or local laws during any operation or use of the product(s) is the sole responsibility of Purchaser. (b) The laws of the State of Florida shall govern the validity, interpretation and enforcement of any contract of which these provisions are a part, without giving effect to any rules governing the conflict of laws. (c) This document and any other documents specifically referred to as being a part hereof, constitute the entire contract on the subject matter, and it shall not be modified except in writing signed by both parties. Unless otherwise specified, any reference to Purchaser's order is for identification only. Assignment may be made only with written consent of both parties.

**ACCEPTANCE** - The determination of compliance with performance guarantees will be based on results of factory tests under controlled conditions with calibrated instruments and tested per standards of the Hydraulic Institute.

**CONTROLLING PROVISIONS** - These terms and conditions shall control with respect to any purchase order or sale of the Company's products. No waiver, alteration or modification of these terms and conditions whether on Purchaser's purchase order or otherwise shall be valid unless the waiver, alteration or modification is specifically accepted in writing and signed by an authorized representative of the Company.

# Item I: Description of Equipment, Testing, and Services

AGS Pumps (P-33401, P-33402, P-33403, P-33404)

A. Quantity (4) Four 16x16x20 NSYV Model 150 Direct Coupled Horizontal Baseplate Mounted Pumps. Pump Ratings are as Follows:

- Rated Operating Condition – 4,700 gpm @ 19 ft TDH at 710 RPM

Pump construction consists of:

- ASTM A48 Class 30 Cast Iron Suction Cover, Casing, Stuffing Box Cover, Frame, Bearing Cover and Bearing Housing
- 2-3% Ni-Cast Iron 2 Vane Impeller
- 410SS Impeller Wear Ring (300-325 BHN)
- 410SS Suction Cover Wear Plate (350-375 BHN)
- 316SS Pump Shaft
- 304SS Shaft Sleeve
- Chesterton 442 Split Single Mechanical Seal with SiC Faces
- TB Woods Sure-Flex Style Coupling with Guard
- Fabricated Steel Baseplate
- Inboard Bearing: One Single Row Roller Bearing
- Outboard Bearing: Two Duplex “DB” Mounted Ball Bearings
- Standard Xylem Carboline Carboguard 890 Pump Finish

Pump Factory Testing to Consist of the Following:

- PE-Wit. Factory Pump Performance Test with Job Motor per HI Standard 14.6-2016 Grade 1U (4 Pumps)
- PE-Wit. Factory Pump Vibration Test at Rated Condition per HI Standard 14.6-2016 Grade 1U (4 Pumps)
- PE-Wit. Assembled Pump Hydrostatic Test per HI Standard 14.6-2016 (4 Pumps)

Quantity (4) Four, 30 HP, 720 RPM, 3/60Hz/460V, TEFC, Premium Efficient, Horizontal Foot Mounted Motors with the Following Features:

- Random Wound
- 1.15 S.F. on Sine Wave Power
- 1.00 S.F. on VFD
- Class "F" Insulation
- Insulife 2000 Insulation System
- 3300 Ft.(1000 M) Altitude
- +40 C Ambient
- "F-1" Assembly Position
- Inverter Duty NEMA MG1 Part 31
- Variable Torque
- 10:1 Speed Range
- Class "B" Rise @ 1.0 S.F.
- NEMA Design "B"
- DOL and VFD Start
- Continuous Duty
- AEGIS Grounding Ring (SGR)
- Special Balance
- Thermostats - Normally Closed

Scope Includes the Following Spare Parts:

- No Spare Parts Included in Scope of Supply

AQUA-AEROBIC SYSTEMS, INC.
A Metawater Company

May 26, 2026

Correspondence ID#: AAL-53195
Attn: COST ESTIMATOR

Project: MANATEE COUNTY SE WRF, FL
RE: AASI PROPOSAL #171220, DATED NOV 10, 2025
EQUIPMENT SPEC § 11444 AEROBIC GRANULAR SLUDGE SYSTEM
AASI PROJECT ID#: 113194F

AMENDMENT NUMBER 1 TO AQUA-AEROBIC SYSTEMS' PROPOSAL:

This letter amends and is an integral part of the above referenced Aqua-Aerobic Systems, Inc. proposal. The proposal is amended as follows.

PROPOSAL AMENDMENT:

1. The updated bid pricing, including validity for an additional 120 days from the date of this letter, is as follows:

| | |
|---|---|
| Total without tax including freight & startup: | $13,281,855.00 |
| Bond adder: | $73,050.20 |
| Tax adder: | $789,416.83 |
| Total: | $14,144,322.03 |

If you have any questions regarding this amendment, please do not hesitate to contact our local representative, listed below.

Sincerely,

Nick Schiavo
Project Application Engineer

CC: Aqua-Aerobic Systems, Inc.
Jamey Steffen / JSteffen@aqua-aerobic.com

EnviroSales of Florida, Inc. / ph#: 813-541-6127 / fx#: N/A
Jonathan Fernald / Jon@EnviroSalesofFlorida.com

AQUA-AEROBIC SYSTEMS, INC.
A Metawater Company

November 12, 2025

Correspondence ID#: AAL-52072
Attn: COST ESTIMATOR

Project: MANATEE COUNTY SE WRF, FL
RE: AASI PROPOSAL #171220, DATED NOV 12, 2025
EQUIPMENT SPEC § 11444 AEROBIC GRANULAR SLUDGE SYSTEM
AASI PROJECT ID#: 113194F

Enclosed please find our proposal package for the AquaNereda® Aerobic Granular Sludge Technology equipment, freight, and supervision services for the above referenced project.

Aqua-Aerobic Systems, Inc. is offering the proposed equipment to meet the referenced specifications, unless otherwise noted on our Exceptions/Clarifications document included with our proposal package, subject to approval by the Owner or the Consulting Engineer. Please take a moment to review our Exceptions/Clarifications document and proposal notes for Aqua-Aerobic Systems' equipment terminations and items not included in Aqua-Aerobic Systems' scope of supply which are to be provided by the Buyer or Buyer's Installation Contractor.

We appreciate the opportunity to submit our proposal for this project and look forward to discussing it with you in detail. Please feel free to contact me (phone: 815-639-4497; email: nschiavo@aqua-aerobic.com), or our sales representative firm (listed below) if you have any questions regarding our proposal offering.

Sincerely,

Nick Schiavo
Project Application Engineer

CC: Aqua-Aerobic Systems, Inc.
Jamey Steffen / JSteffen@aqua-aerobic.com

EnviroSales of Florida, Inc. / ph#: 813-541-6127
Jonathan Fernald / Jon@EnviroSalesofFlorida.com

AQUA-AEROBIC SYSTEMS, INC.
A Metawater Company

**Proposal#: 171220**

**TO:** **PCL Construction, Inc.**
**1 N Dale Mabry Hwy, Suite 300**
**Tampa**
**FL 33609**
**USA**

**ATN:** **Eric Nash**

**CC:** **Aqua-Aerobic Systems, Inc.**
**Jamey Steffen / JSteffen@aqua-aerobic.com**

**EnviroSales of Florida, Inc. / ph#: 813-541-6127**
**Jonathan Fernald**

**PROJECT:** **MANATEE COUNTY SE WRF, FL**

**BID DATE: November 12, 2025**
**PROPOSAL DATE: November 12, 2025**

**The following Notes apply to Aqua-Aerobic Systems' proposal:**

- We are pleased to quote, for acceptance within 120 days of the proposal date, prices and terms on equipment listed below.
- Equipment will be furnished by Aqua-Aerobic Systems with unloading of goods, civil work, and installation by the Buyer.
- Reference: Specification Section 11444 - Aerobic Granular Sludge System

## AquaNereda

### AquaNereda Influent Valves

**3 Influent Valve(s) will be provided as follows:**

- 30 inch diameter Milliken 601-N0 electrically operated eccentric plug valve(s) with 125# flanged end connection, ASTM A-126 Class B cast iron body with welded in nickel seat, neoprene coated cast iron plug, assembled and tested with an Auma three phase, open/close service electric actuator.

### AquaNereda Influent Distribution System

**3 Influent Distribution Assembly(ies) consisting of:**

- HDPE header assembly(ies).
- PVC lateral pipe assembly(ies).
- 316 Stainless steel supports.
- 316 Stainless steel U-Bolts and pipe supports.
- Stainless steel adhesive anchors.
- Gasket kit(s).

### AquaNereda Effluent Weir Assembly

**3 Effluent Weir Assembly(ies) consisting of:**

- Concrete main effluent channel(s) provided by others.
- 304 Stainless steel weir lateral assembly(ies).
- 304 Stainless steel weir lateral cover(s)
- 316 Stainless steel lateral supports.
- Stainless steel adhesive anchors.

### AquaNereda Sludge Removal System


Copyright 2025, Aqua-Aerobic Systems, Inc

**3 Solids Waste System(s) consisting of:**

- HDPE solids waste system(s).
- U-Bolts and hardware.
- Gasket kit(s).
- Rosemount model 3051 pressure transmitter, 0-15 PSI, 4-20 mA, 1/2" NPT female process connection, and 1/2" conduit connection.

**3 Sludge Decant/WLC Valve Set(s) consisting of:**

- Each reactor includes two (2) of the following automatic control valves:
- 24 inch diameter Milliken 601 electrically operated eccentric plug valve(s) with 125# flanged end connection, ASTM A-126 Class B cast iron body with welded in nickel seat, coated ductile iron plug, assembled and tested with an Auma, three phase, open/close service electric actuator.
- Auma actuator will be upgraded from open/close service to modulating service.

**3 Air Valve Set(s) consisting of:**

- Each reactor includes two (2) of the following automatic valves and one (1) of the following manual valves:
- 4 inch ABZ series 397 manually operated butterfly valve(s) with lug style end, cast iron body, stainless steel disk, viton seat, 416 stainless steel shaft with lever handle.
- 4 inch ABZ series 397 electrically operated butterfly valve(s) with lug style end, cast iron body, stainless steel disk, viton seat, 416 stainless steel shaft assembled and tested with an Auma, 115 VAC, 60 hertz, single phase open/close service electric actuator. Valve actuator includes compartment heater.

**AquaNereda Fixed Fine Bubble Diffusers**

**3 Fixed Fine Bubble Diffuser Assembly(ies) consisting of:**

- 316 SS, 12 Ga. drop pipe(s).
- PVC, Sch 40 Manifold(s) with connection to drop pipe.
- PVC, Air distributor(s) with connection to the manifold and required PVC pipe joint connections.
- 316 Stainless steel piping supports with vertical supports, clamps, adjusting mechanism and anchor bolts.
- Fine bubble diffuser assemblies.
- Air muffler(s).
- One (1) lot of fixed fine bubble diffuser spare parts.

**AquaNereda Positive Displacement Blowers**

**4 Positive Displacement Blower Package(s), with each package consisting of:**

- Aerzen D 152 Rotary Screw Blower(s) with 250HP, three phase, 60 hertz motor will be provided by Aqua. Each blower will include base frame with integrated type silencer, V-belt drive, and guard. Blower accessories provided by Aqua will include intake filter-silencer with maintenance indicator, discharge silencer, manual isolation valve with cast iron body and E.P.D.M. seat, pressure relief valve, check valve, pressure gauge, and rubber expansion joint. Electrical wiring, junction box/disconnect, air manifolds, gaskets, and hardware to be supplied by the installing contractor.
- VFD(s).
- High wind load rated enclosure(s).
- 12 inch ABZ series 397 manually operated butterfly valve(s) with lug style end, cast iron body, stainless steel disk, viton seat, stainless steel shaft with lever handle.
- Stainless steel anchors.
- One (1) lot of blower spare parts.

**AquaNereda Air Valves**

**3 Air Control Valve(s) will be provided as follows:**

- 12 inch ABZ series 397 electrically operated butterfly valve(s) with lug style end, cast iron body, stainless steel disk, viton seat, stainless steel shaft assembled and tested with an Auma, three phase open/close service electric actuator.


Copyright 2025, Aqua-Aerobic Systems, Inc

**PROPOSAL**

May 21, 2026

To: To All Bidding Contractors

**SUBJECT: WEMCO PUMPING EQUIPMENT**
**JOB: MANATEE COUNTY, FL**
**SERWRF CAPACITY IMPROVEMENTS**
**PROPOSAL NO.: 2229262**

Thank you for your inquiry for WEMCO equipment. We are pleased to offer our quotation as described below:

**Section 11424**
**Screw-Induced Flow Centrifugal Pumps**

**AGS WAS Pumps**
**Tag Numbers: P-37101, P-37102**
**Qty. (2)** 6" X 8" MODEL SFE8-T-BFE2W WEMCO horizontal, screw centrifugal pump, complete with;

- ASTM A48 cast iron case, back plate and impeller flange
- Hi-chrome iron (450 Bhn) screw centrifugal impeller
- Hi-chrome iron (450 Bhn) liner
- AES flushless tandem mechanical seal (tungsten carbide vs. silicon carbide)
- 10 Hp, 1200RPM, premium efficient, 256T frame, electric motors
  - 1.25 Service Factor
  - Winding thermostats, normally closed
  - Impro seals
  - 3/60/460V
  - Routine test
- Directly connected, pump/motor arrangement
- Rexnord, VIVA spacer coupling
- OSHA approved coupling guard
- Non-witnessed performance test, PE certified
- Non-witnessed hydrostatic test
- Spare parts for each group of pumps, to include; 1-mechanical seal, 1-set of pump bearings, 1-set of pump o-rings
- Bearing life calculations
- Anchorage calculations
- Freight to jobsite
- Start-up by Trillium field engineers
  - (1) trip, (4) 8-hr days for inspection, functional and performance testing, start-up assistance and maintenance training.

**Following items are included in the scope:**

- Tnemec high performance coatings
- Certified performance tests

**Following items are NOT included in the scope:**

- Field hardware, concrete fasteners.
- Anchor bolts
- Controls of any kind including: variable speed drives, control panels, starters
- Valves, or gauges

**Technical Comments:**

Section 11424

- 2.03.H: Anchor bolts are not included in this proposal and to be provided by others.
- Pump Data Sheet
    - Using the synchronous motor speed of 1160 rpm, the rated condition will be 1140 gpm at 17 ft. TDH. The secondary condition at 1160 rpm will 1700 gpm at 7 ft. TDH.
    - The pump package is provided with a 10 hp, 1200 rpm, with a 1.25 service factor. A 7.5 hp motor is insufficient to cover the complete pump curve.

Section 16220

- 1.03 & 2.03.B.2: Motors are designed and built per NEMA MG-1 standard.
- 1.07: Motor shall have a warranty period of 36 months from the date stalled, not to exceed 42 months from the date of shipment, whichever occurs first.
- 2.02.B.1: Motors are provided as 460V.
- 2.03.A.3: Motor service factor will be 1.25.
- 2.03.B.4: Motor will provide a 696% minimum inrush.
- 2.03.B.12: Motors shall have 304 stainless steel nameplates with data in accordance with NEMA MG1 with laser etched letterings.
- 2.03.B.11: Screens are not available on open motors.
- 2.03.D.3: Motor shaft shall be made of 1045 hot rolled steel.

**Document and Shipment Schedule:**

Document submittal: 8-10 weeks after receipt of order
Shipment: 26-28 weeks after executed PO and submittal approval

**Price:** **$125,936.00**

## Terms and Conditions

**SCOPE OF SUPPLY:** Only that material detailed in this quotation is being offered. No assumptions should be made that anything not specifically specified is included.

**QUALITY STANDARDS:** Trillium Pumps USA INC is an ISO ISO 9001:2015 certified plant.

**PRICE BASIS:** This offer is valid for 30 days from date issued. Quoted prices are based on current material and commodity rates. Due to the volatility of both, market prices may change and must be confirmed at the time of order placement.

Pricing is F.O.B. jobsite, Full Freight Allowed. Detailed receiving inspection is required within 72 hours of delivery and notification of damage claims must occur within 5 working days of delivery. No taxes or duties of any kind are included.

**PRICE:** Price quoted is for all items purchased at one time. In the event of a partial order, we will review and adjust accordingly. ESCALATION CLAUSE: In the event of a delay of two weeks or more or the increase of actual costs of goods and/or services of 5% or more, occurring between the effective date and the date of shipment from causes beyond the reasonable control of the Company, including but not limited to any foreign exchange fluctuation, import or export duties, costs of labor, transportation, materials or other costs of manufacture, any change in delivery dates, quantities or specifications for the goods requested by the Customer, or any delay caused by any instructions or omissions by the Customer, the contract price or contract requirements will be equitably adjusted via written notice to the Customer at any time prior to shipment.

**SHIPMENT:** Approximately 26-28 weeks after receipt of approved purchase order and/or final approval of submittal and drawings.

**START-UP:** Included.

**TERMS AND CONDITIONS:** The Terms and Conditions of Sale attached hereto as Trillium Global Terms and Conditions of Sale (May 2025) ("these Terms") apply to the sale of goods and ancillary services (collectively, "Goods") by Seller to its customer (the "Buyer"). These Terms are the only terms and conditions, oral or written, applying to the sale of Goods to Buyer except for additional terms consistent with these Terms regarding prices, quantities, and the description of the Goods as set forth in an order form accepted by Seller ("Order"). Seller expressly rejects any additions to or modifications of these Terms, or terms and conditions in Buyer's purchase Order(s). Buyer's assent to these Terms is conclusively established by Buyer's: (i) issuance or placement of a purchase Order or (ii) acceptance of any of the Goods covered by these Terms.

**PAYMENT TERMS:** 100% Net 30 days (subject to credit approval). Purchase orders must be made out to Trillium Pumps USA INC.

Thank you for the opportunity of submitting our proposal on WEMCO pumping equipment, and if we may be of further service, please contact our representative in your area:

TSC Jacobs North
24156 SR54, Suite 3
Lutz, FL 33559
Tel: (813) 242-2660, Fax: (813) 242-2597

Or you can contact this office directly.

Sincerely,



Bill Pavao
Applications Engineer III
Trillium Pumps USA Inc.
2494 Railroad Ave.
Fresno, CA 93706-5109
M: 801-712-4586
E: bill.pavao@Trilliumflow.com

# Customer Technical Offer

| | | | |
|---|---|---|---|
| Customer | TSC-Jacobs - North Office | Size / Stages | SFE8-T Horizontal / 1 |
| Item number | P-37101, P-37102 | Pump speed | 1,160 |
| Customer reference | | Quote number | 2229262 |

## Pump

| Qty | Description |
|---|---|
| 2 | *SFE8-T Horizontal* |
| | **Wet End** |
| | **Pump Options** |
| | Cast Iron Case |
| | **Liner Material** |
| | High Chrome Liner (regulable) |
| | Grooved Liner |
| | Buna Wet End O-rings |
| | Steel Pump Hardware |
| | High Chrome Impeller |
| | **Bearing Frame** |
| | **Bearing Frame** |
| | Cast Iron Bearing Frame |
| | BFE2W Bearing Frame |
| | **Pump Sealing** |
| | **Pump sealing** |
| | Seal Type: Tandem Mechanical Seal |
| | AES Tandem Mechanical Seal |
| | Cast iron seal housing |
| | **Driver** |
| | **Motors** |
| | Trillium Supplied Motor: Trillium Supplied Motor |
| | 10HP 256T 1200RPM Premium Efficiency TEFC Horizontal Motor |
| | All motors are sized and selected in accordance with Hydraulic Institute Grade 2 - 2B performance test acceptance grades and tolerances which adds 8% to the rated horsepower requirement of the pump. This calculation has not changed the rated horsepower or efficiency shown on the Performance Data Sheet. View the link for more information from Hydraulic Institute. |
| | Motor manufacturer - Trillium Standard |
| | **Motor options** |
| | Motor Thermostats (3 per motor) |
| | Routine Motor Test Report |
| | **Baseplate and Drive** |
| | Direct Drive Baseplate |
| | Steel Baseplate |
| | Trillium Standard Baseplate Design |
| | Steel Baseplate Hardware |
| | Fiberglass/Polyethylene Guards |
| | Coupling - Trillium Standard |
| | **Protective Coatings** |
| | **Paint type** |
| | Epoxy 2 Coat Paint - Blue (Prime and Top Coat) - Option #8A |
| | Unless otherwise noted all motors will be supplied with manufacturer's standard coating only |
| | **Packing & Shipping** |
| | **Shipping** |
| | No Boxing |
| | Trillium Decision Carrier |
| | **Freight Rates** |
| | Freight Rates - Florida: Florida |
| | **Material Testing** |
| | **Material Testing** |
| | No Hardness Testing |

# Pump

| Qty | Description |
|---|---|
| | No Non-Destructive Testing |
| | **Testing** |
| | **Testing** |
| | Testing Required |
| | **Performance Testing** |
| | 5 Point Performance Test, Single Speed |
| | Performance Test: Full Package Test |
| | Customer Approval |
| | PE Certified |
| | **Hydrostatic Testing** |
| | Hydrostatic Test |
| | Customer Approval |
| | PE Certified |
| | **Spare Parts / Accessories** |
| | **Spare Parts and Accessories Group** |
| | Spare parts to include: 1-set of pump bearings, 1-set of o-rings, 1-set of mechanical seals |
| | Bearing life calculations |
| | Seismic calculations |
| | **Documentation** |
| | Submittal Review Period (weeks): 0 |
| | Test Curve Review Period (weeks): 0 |
| | **Estimated Weights** |
| | Bareshaft Pump: 546.0 lb |
| | Baseplate: 200.0 lb |
| | Driver: 315.0 lb |
| | Misc. Weight: 0.00 lb |
| | Misc. Weight: 0.00 lb |
| | Misc. Weight: 0.00 lb |
| | Total Per Unit Weight: 1,061.0 lb |

# Pump Performance Datasheet

| | | | |
|---|---|---|---|
| Customer | : TSC-Jacobs - North Office | Quote number | : 2229262 |
| Customer reference | : | Size | : SFE8-T Horizontal |
| Item number | : P-37101, P-37102 | Stages | : 1 |
| Service | : AGS WAS Pumps | Based on curve number | : P25-D117 |
| Quantity | : 2 | Date last saved | : 30 Oct 2025 9:08 AM |

## Operating Conditions

| | |
|---|---|
| Flow, rated | : 1,000 USgpm |
| Differential head / pressure, rated (requested) | : 17.0 ft |
| Differential head / pressure, rated (actual) | : 19.2 ft |
| Suction pressure, rated / max | : 0.00 / 0.00 psi.g |
| NPSH available, rated | : Ample |
| Site Supply Frequency | : 60 Hz |

## Performance

| | |
|---|---|
| Speed criteria | : Synchronous |
| Speed, rated | : 1160 rpm |
| Speed, maximum | : 1800 rpm |
| Speed, minimum | : 800 rpm |
| Efficiency | : 74.59 % |
| NPSH required / margin required | : - / 0.00 ft |
| Ns (imp. eye flow) / Nss (imp. eye flow) | : 4,818 / - US Units |
| MCSF | : 464 USgpm |
| Head maximum, rated speed | : 47.3 ft |
| Head rise to shutoff | : 146.77 % |
| Flow, best eff. point | : 1,140 USgpm |
| Flow ratio, rated / BEP | : 87.75 % |
| Speed ratio (rated / max) | : 64.44 % |
| Head ratio (rated speed / max speed) | : 30.80 % |
| Cq/Ch/Ce/Cn [ANSI/HI 9.6.7-2010] | : 1.00 / 1.00 / 1.00 / 1.00 |
| Selection status | : Acceptable |

## Liquid

| | |
|---|---|
| Liquid type | : User defined |
| Additional liquid description | : WAS |
| Solids diameter, max | : 0.00 in |
| Solids concentration, by volume | : 3.00 % |
| Temperature, max | : 68.00 deg F |
| Fluid density, rated / max | : 1.000 / 1.100 SG |
| Viscosity, rated | : 1.00 cP |
| Vapor pressure, rated | : 0.00 psi.a |

## Material

| | |
|---|---|
| Material selected | : Standard |

## Pressure Data

| | |
|---|---|
| Maximum working pressure | : 9.12 psi.g |
| Maximum allowable working pressure | : 72.50 psi.g |
| Maximum allowable suction pressure | : N/A |
| Hydrostatic test pressure | : N/A |

## Driver & Power Data (@Max density)

| | |
|---|---|
| Driver sizing specification | : Rated power |
| Margin over specification | : 0.08 % |
| Service factor | : 1.00 |
| Power, hydraulic | : 5.32 hp |
| Power, rated | : 7.13 hp |
| Power, maximum, rated diameter | : 8.40 hp |
| Minimum recommended motor rating | : 7.50 hp / 5.59 kW |

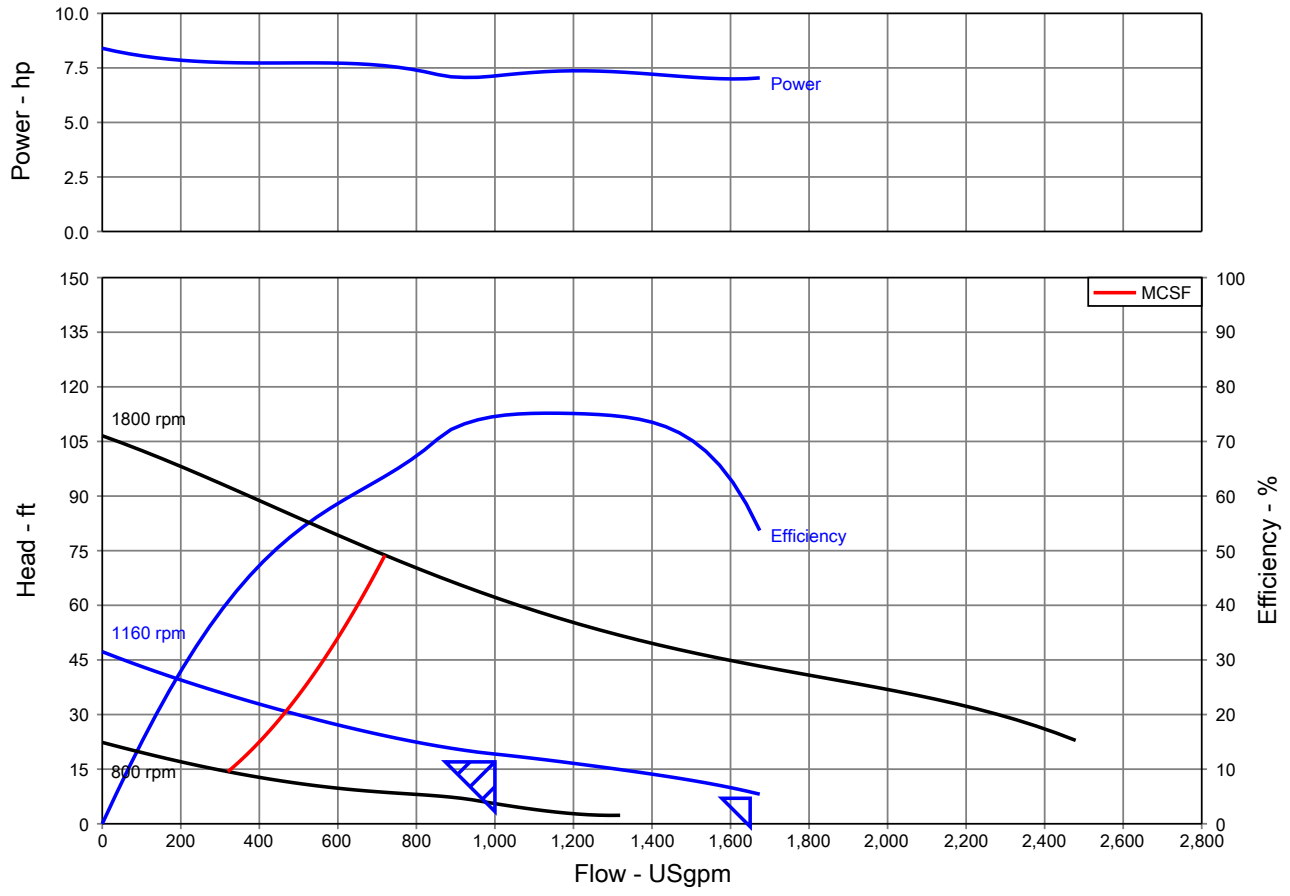

# Construction Datasheet

| | | | |
|---|---|---|---|
| Customer | : TSC-Jacobs - North Office | Quote Number | : 2229262 |
| Project | : | Model / Size | : SFE8-T Horizontal |
| Item number | : P-37101, P-37102 | Stages | : 1 |
| Service | : AGS WAS Pumps | Pump speed | : 1,160 |
| Quantity of pumps | : 2 | Date last saved | : 30 Oct 2025 9:08 AM |

## Construction

| Nozzle | Size | Rating (ANSI) | Face | Pos'n |
|---|---|---|---|---|
| Suction | 8 in | 125 lbs | RF | Left |
| Discharge | 8 in | 125 lbs | RF | Right |

| | |
|---|---|
| Impeller Type | : Screw-Centrifugal |
| Impeller Design | : Non-Clog |
| Pump Orientation | : Horizontal |
| Bearing Type (Rad/Thr) | : Ball/Ball |
| Bearing Lubrication | : Grease |
| Rotation (view from shaft-end) | : CW |

## Materials

| | |
|---|---|
| Casing | : Cast Iron |
| Impeller | : High Chrome |
| - | : High Chrome (regulable) |
| Elastomer | : Buna Wet End O-rings |
| Shaft | : Steel |
| Sleeve | : N/A |

## Baseplate, Connection and Guard

| | |
|---|---|
| Baseplate Type | : Direct Drive |
| Baseplate Material | : Steel |
| Orientation | : Horizontal |
| Connection Type | : Direct drive |
| Guard | : Fiberglass/Polyethylene |

## Weights (Approx.)

| | |
|---|---|
| Bareshaft pump | : 546.0 lb |
| Baseplate | : 200.0 lb |
| Driver | : 315.0 lb |
| Total weight | : 1,061.0 lb |

## Driver Information

| | |
|---|---|
| Manufacturer | : Trillium Pumps USA Choice |
| Power | : 10.00 hp |
| Service factor | : 1.15 |
| Speed | : 1200 |
| Orientation / Mounting | : Horizontal/Foot |
| Driver type | : Horizontal |
| Frame-size | : 256T |
| Enclosure | : TEFC |
| Hazardous area class | : N/A |
| Explosion rating | : N/A |
| Volts / Phase / Hz | : 460/3/60 |
| Insulation | : Class F |
| Temperature Rise | : B |
| Motor mounted by | : Trillium Pumps USA |

## Seal, Gland and Piping

| | |
|---|---|
| Seal Arrangement | : Tandem |
| Seal Size | : N/A |
| Manufacturer | : AES |
| Gland Material | : Stainless Steel |
| Seal Face Mat'l | : Carbon/Ceramic & Tungsten Carbide/Silicon Carbide |
| Throat Bushing | : N/A |
| Seal Flush Plan | : - |
| Seal Flush Construction | : - |

| PUMP SIZE | BRG FRAME | MOTOR FRAME | MODEL NO. | CP | HB | HL | HT | Y | SUC | DIS | MAX WIDTH | MAX LENGTH | WEIGTH LESS MOTOR (LBS) |
|---|---|---|---|---|---|---|---|---|---|---|---|---|---|
| SFE8-T,-Z | BFE2S | 213T-215T | 79927_GA1 | 33.9 | 42.0 | 15.4 | 3.5 | 10.9 | 8 | 8 | 26.0 | 57.0 | 766.0 |
| | | 254T-256T | 79927_GA2 | | 48.0 | | | | | | | 63.0 | 790.0 |
| | | 284T-286T | 79927_GA3 | | | | | | | | | 65.0 | 792.0 |
| | | 324T-326T | 79927_GA4 | | 54.0 | | 4.8 | | | | | 70.0 | 820.0 |
| | BFE2W | 213T-215T | 79927_GA5 | 29.8 | 42.0 | | 3.5 | | | | | 57.0 | 759.0 |
| | | 254T-256T | 79927_GA6 | | 48.0 | | | | | | | 63.0 | 783.0 |
| | | 284T-286T | 79927_GA7 | | | | | | | | | 63.0 | 785.0 |
| | | 324T-326T | 79927_GA8 | | 54.0 | | 4.8 | | | | | 70.0 | 813.0 |
| SFE8-B,-D | BFE2S | 213T-215T | 79927_GA9 | 32.1 | 42.0 | 13.5 | 3.5 | 9.1 | 6 | | | 55.0 | 761.0 |
| | | 254T-256T | 79927_GA10 | | 48.0 | | | | | | | 61.0 | 785.0 |
| | BFE2W | 213T-215T | 79927_GA11 | 28.0 | 42.0 | | | | | | | 55.0 | 753.0 |
| | | 254T-256T | 79927_GA12 | | 48.0 | | | | | | | 61.0 | 777.0 |
| | | 284T-286T | 79927_GA13 | | | | | | | | | 61.0 | 779.0 |

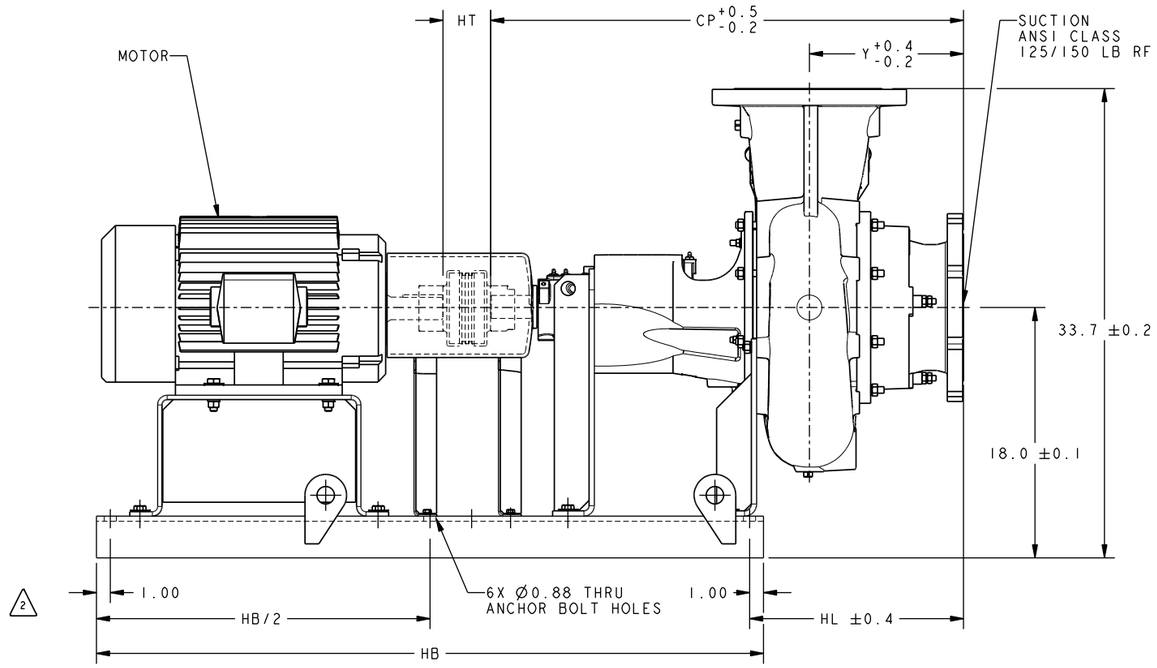


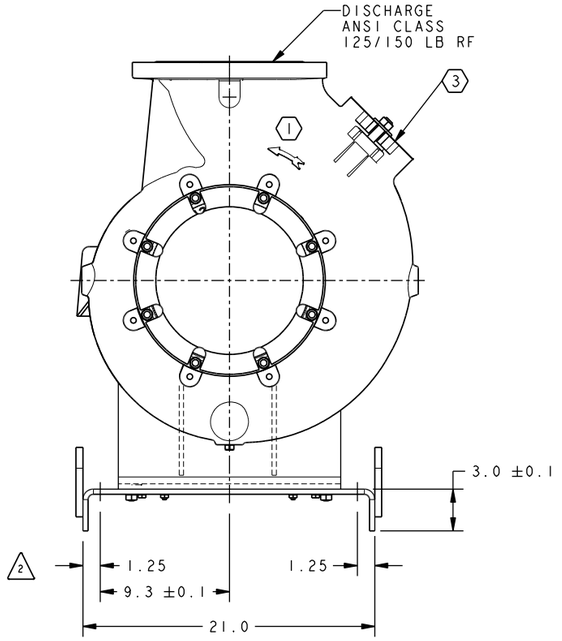


NOTES:

1. CLOCKWISE ROTATION VIEWED FROM DRIVE END.
2. ALL DIMENSIONS ARE IN INCHES, UNLESS OTHERWISE SPECIFIED.
3. CASE INSPECTION/HANDHOLE.

THIS DRAWING CONTAINS CONFIDENTIAL INFORMATION AND IS THE EXCLUSIVE PROPERTY OF TRILLIUM PUMPS USA SLC LLC. IT MAY NOT BE COPIED OR REPRODUCED IN ANY FORM WITHOUT THE EXPRESS WRITTEN PERMISSION OF TRILLIUM PUMPS USA SLC LLC.

©COPYRIGHT 2019 TRILLIUM PUMPS USA SLC LLC, ALL RIGHTS RESERVED.

REVISIONS

| NO. | BY | DATE | CHK'D | ECN | DESCRIPTION |
|---|---|---|---|---|---|
| 1 | HSS | 01/16 | LM | - | REVISED FOR WEMCO SCREW CENTRIFUGAL PUMP |
| 2 | PHC | 11/24/16 | MK | 00315 | REDRAWN IN CREO, REFER ECN FOR DETAILS |
| 3 | SHS | 03/06/18 | RPD | 00390 | 79927_GA13 ADDED IN BOTH ASSEMBLY AND DRAWING. |

CERTIFIED FOR CONSTRUCTION

DATE

BY

REFERENCE

| DWG. NO. | DESCRIPTION |
|---|---|
| | |
| | |
| | |
| CODE NO. | CHG 03/14/16 |

CUSTOMER

USER

SERIAL NO.

| CUSTOMER ORDER NUMBER | EPS SALES SHEET NO. |
|---|---|
| | |

TRILLIUM FLOW TECHNOLOGIES™

WEMCO• ROTO-JET•

GENERAL ARRANGEMENT
SFE8 DIRECT CONNECT
BFE2S, BFE2W BEARING FRAME
WEMCO SCREW-FLOW PUMP

| | | | |
|---|---|---|---|
| DRAWN BY | JJU | DATE | 3-1-00 |
| CHECKED | BRD | DATE | 3-14-00 |
| APPROVED | BRD | DATE | 3-14-00 |

CAD NO. 79927-1 SHEET 1 OF 1

SCALE NTS | SIZE D | DWG NO. 79927 | REVISION 3

DRAWING NO. 79927

## TERMS AND CONDITIONS OF PURCHASE

### 1. DEFINITIONS AND INTERPRETATION

1.1 In the Contract the following definitions apply as well as any definitions defined locally within these Terms and Conditions or the applicable Purchase Order:

**"Affiliate"** means any entity that directly or indirectly controls, is controlled by or is under common control with, another entity;
**"Client"** means the person or entity purchasing the Goods and/or Services from Trillium;
**"Contract"** means these Terms and Conditions and the applicable Purchase Order;
**"Force Majeure"** means an event or sequence of events beyond a party's reasonable control, preventing or delaying that party from performing its obligations under the Contract**,** including; (a) an act of God, fire, flood, lightning, earthquake or other natural disaster, or pandemic; (b) any action taken by a governmental or public authority, including imposing an export or import restriction, quota, or other restriction or prohibition or any complete or partial government shutdown; (c) war, riot or civil unrest; (d) interruption or failure of supplies of power, fuel, water, transport, equipment, telecommunications service, or material required for performance of the Contract; or (e) strike, lockout or boycott or other industrial action including those involving Trillium or its workforce;
**"Goods"** means all goods, products and ancillary equipment and spare parts specified in the applicable Purchase Order;
**"Intellectual Property Rights"** means patents, utility models, rights to inventions, copyright and neighbouring and related rights, trade marks, business names and domain names, rights in get-up and trade dress, goodwill and the right to sue for passing off, rights in designs, rights in computer software, rights in Confidential Information, database rights, and all other intellectual property rights, in each case whether registered or unregistered and including all applications and rights to apply for and be granted, renewals or extensions of, and rights to claim priority from, any rights and all similar or equivalent rights or forms of protection that subsist or will subsist now or in the future in any part of the world;
**"Laws"** mean all federal, state, provincial, or local laws, statutes, rules, orders, regulations, ordinances, codes, decrees, judgements, writs, injunctions, directives or interpretations adopted, enacted, issued, promulgated, or ratified by any governmental authority and having the force of law, and having jurisdiction over the parties in relation to the Contract;
**"Price"** means the price payable by Trillium to the Seller for the applicable Goods and/or Services;
**"Purchase Order"** means any purchase order placed by Trillium that sets out details of the Goods and/or Services that are to be provided by Seller to Trillium in accordance with these Terms and Conditions, including the documents containing (i) the description of the Goods and/or Services and/or the scope of work of the Supplier, (ii) the list of technical specifications applicable to the Contract, and related exceptions, (iii) the procedures related to quality control of the Goods and/or Services, (iv) the documents requested in relation to the scope of work, such as certificates of origin, etc., and (v) the list of any additional technical documentation and information applicable to the Contract, including designs, specifications, and samples, if any;
**"Seller"** or "**Supplier**" means the person or entity to whom Trillium's Purchase Order is issued;
**"Seller Personnel"** means all employees, directors, officers, and Sub-Suppliers of Seller who are engaged in the performance of Seller's obligations under the Contract from time to time;
**"Services"** means the services set out in the Purchase Order that are to be performed by Seller or by the Sub-Suppliers, as the case may be;
**"Site**" means the address of the place where the Services are to be performed, as specified in the Purchase Order;
**"Sub-Supplier"** means any agent, sub-contractor or other third party engaged by Seller in relation to the provision of the Goods and/or Services;
**"Terms and Conditions"** means these terms and conditions of purchase in relation to the applicable Contract;
**"Trillium"** means the Trillium entity specified in the Purchase Order that purchases the Goods and/or Services from the Seller, and such Trillium entity's successors, assigns and Clients;
**"Trillium Indemnitees"** means Trillium and its Affiliates, its and their respective shareholders, directors, officers, employees, contractors, subcontractors, agents and representatives.

1.2 The parties agree that: (a) the headings to the clauses in these Terms and Conditions are inserted for convenience of reference and shall not affect their interpretation; (b) in case of any conflict or inconsistency between these Terms and Conditions and the terms of the Purchase Order, the terms of the Purchase Order shall prevail; and (c) English shall be the language of the Contract, and all communications, written or oral, and documents under the Contract shall be in the English language unless otherwise stated elsewhere in the Contract.

### 2. APPLICABILITY, CONTRACT FORMATION AND CHANGES

2.1 **Applicability.** These Terms and Conditions apply to all orders for Goods and/or Services placed by Trillium pursuant to a Purchase Order. Unless expressly agreed in writing by Trillium, any terms or conditions contained in a quotation or any other documents provided by Seller shall not apply to any Goods or Services purchased by Trillium and shall not bind Trillium, and Trillium explicitly rejects any such terms or conditions.

2.2 **Contract Formation.** Processing of any Purchase Order or delivery by the Seller shall of itself constitute acceptance of the Contract where acceptance shall not previously have been communicated to Trillium. The Contract shall continue until each party's obligations are completed in accordance with the terms of the Contract, unless terminated earlier in accordance with the terms of the Contract (the "**Term**").

2.3 **Changes.** Trillium may at any time request changes, amendments or modifications as to the amount, scope and/or nature of the Goods and/or Services covered by a Purchase Order via a written notice to Seller. Within five (5) days of receipt of such notice (or sooner if requested by Trillium), Seller shall advise Trillium of the effect of such change(s) on the Price, delivery dates or other obligations of Seller under or in connection with the Contract. Seller shall provide reasonable assistance to Trillium to allow Trillium to evaluate the effect of the changes as advised by Seller. During this period, unless otherwise agreed to in writing by Trillium, Seller shall not delay delivery of the Goods and/or performance of the Services. If Trillium intends to proceed with the proposed amendments or modifications to the Purchase Order following Seller's advice, Trillium shall provide written instruction to proceed with the change(s) confirming the scope of the alteration(s) required by Trillium and any agreed changes to the Price, delivery date(s) or other affected terms of the Contract. Seller's failure to advise Trillium of the effect of the proposed modifications on the Price, delivery dates(s) or any other obligations under the Contract, as required under this Clause 2.3, shall be deemed as confirmation that all terms of the Contract remain unchanged. If Trillium and Seller are unable to agree on any applicable changes to the terms of the Purchase Order due to the proposed alteration(s) as stated in this Clause 2.3, then Seller shall, if directed by Trillium, nevertheless proceed to perform such alterations and/or changed works (if technically feasible) until agreement on the applicable changes can be reached.

### 3. PRICE.

Unless otherwise agreed in writing, all Prices are fixed and not subject to escalation or surcharges, including but not limited to increase in costs due to tariffs, duties, or other governmental charges, and any tax for which Seller is accountable. No increase in Price will be allowed unless approved by Trillium in writing. Where applicable, Trillium shall have the right at any time to withhold or set-off against amounts owed to the Seller any amounts which are due or are reasonably expected to become due to Trillium under this or any other Contract. Seller must submit the final invoice within seven (7) days of the completion of its obligations under the Contract.

### 4. DELIVERY OF GOODS AND DOCUMENTATION

4.1 **Delivery.** All stipulations made by Trillium as to specification of the Goods, or as to quality, fitness, quantity or time for delivery will be essential conditions. Unless otherwise agreed in writing by Trillium, the Goods may not be delivered by installments and Seller may not apply for progress payments in respect or on account of the supply of Goods. The Goods must be delivered free at the destination indicated in the Purchase Order, unless otherwise agreed between the parties. Trillium reserves the right to refuse to pay for any Goods delivered in excess of the quantity ordered or not in accordance with any delivery schedule referred to in the Contract. Seller will be liable to Trillium for any loss or damage resulting directly or indirectly from a failure to deliver by a specific date. Seller shall be responsible for delivery of Goods as stated in the Purchase Order in accordance with Incoterms 2020 and any subsequent amendments, unless stated otherwise.

4.2 **Documentation.** Goods will not be accepted unless accompanied by a delivery docket or packing slip showing Trillium's order number, part number, part name and quantity. Invoices clearly showing Trillium's order number, details of the Goods delivered, contents of each consignment against separate consignment numbers and the Price and all discounts allowable must be supplied to Trillium together with all certifications (if any) specified in the Purchase Order.

### 5. HAZARDOUS SUBSTANCES

5.1 Seller will mark any Goods containing hazardous substances with the product name and in accordance with applicable Internationally Harmonized System for Classification and Labelling of Chemicals (GHS) pictograms (and any required local markings).

5.2 The transport and all other documents will include a declaration of danger and will also indicate the name of the hazardous material in accordance with GHS standards.

5.3 Goods containing hazardous substances will be accompanied by emergency information in English in the form of written instructions, indications and/or markings.

5.4 Seller will provide Safety Data Sheets in accordance with GHS standards and communicate in a timely manner any available information regarding potential and actual dangers during transportation, movement and use of all hazardous substances.

### 6. INSPECTION, TITLE AND RISK

6.1 All Goods delivered to Trillium are subject to Trillium's and/or Trillium's Client's inspection and/or testing after arrival and unpacking at the ultimate destination. The signing of a delivery document or the payment by Trillium of the whole or any part of the Price does not constitute acceptance of the Goods. If the Goods are to be incorporated into any plant or premises, such inspection and testing may be carried out after installation or incorporation and under operating conditions.

6.2 If the Goods are found to be unsatisfactory, defective or of inferior quality or workmanship or not in accordance with these Terms and Conditions, Trillium may, without prejudice to any other right or remedy available to it in respect of the same, reject the Goods and return them to the Seller at the Seller's cost and expense, whereupon the Seller must, upon demand by Trillium, reimburse Trillium for any amount paid by Trillium to the Seller and for the costs and expenses incurred by Trillium in so returning the Goods.

6.3 Trillium also reserves the right to expedite, inspect, and where applicable, test the Goods while they are in the course of being produced or installed and may for this purpose enter upon the premises of Seller from time to time. Trillium may reject any work performed or being performed that does not conform to the Purchase Order, whereupon the work rejected must be rectified at no additional expense to Trillium. Any such inspection will not relieve Seller of any of its obligations under the Contract.

6.4 Inspection by Trillium and/or Trillium's Client and completion of Trillium's quality assurance plan (if applicable) will not absolve Seller of any liability for poor workmanship.

6.5 Except in respect of Goods rejected by Trillium, title to Goods will pass upon delivery or upon payment of any part of the Price, if earlier, whether delivered or not.

6.6 In the case of undelivered Goods, the risk of loss or damage will remain with the Seller.

### 7. PERFORMANCE OF THE SERVICES.

It is a fundamental condition of the Purchase Order that the Services shall be performed at the date(s), in the sequence and at the Site(s) specified in the Purchase Order and all Services performed or supplied by the Seller will remain at Seller's sole risk until accepted by Trillium. Trillium or Trillium's Client may inspect the Services at any time while they are in the course of being performed. Trillium and/or Trillium's Client may reject any work performed or being performed that does not conform to the Purchase Order, whereupon the work rejected must be reperformed at no additional expense to Trillium. Any such inspection will not relieve Seller of any of its obligations under the Contract.

### 8. ISSUED MATERIALS

8.1 Where Trillium is to issue materials to Seller in accordance with the Contract and any specifications referenced thereto for use or incorporation in the Goods ("**Issued Materials**"), Seller will (at its own cost) inspect the Issued Materials and carry out such tests as are reasonably practicable or are specified in the Contract to satisfy itself as to the suitability of the Issued Materials. Trillium is not liable for any defect in the Issued Materials which such inspection or testing would have revealed. Where such inspection or testing by the Seller reveals a defect in the Issued Materials, Seller must immediately notify Trillium and Trillium will provide a replacement within a reasonable period.

8.2 Issued Materials remain the property of Trillium and must only be used by the Seller for the purpose of the Goods. The Seller shall indemnify Trillium from any costs, charges or expenses arising from any damage or defect caused to or arising from the Seller's use of the Issued Materials. Seller shall be liable for the immediate replacement of any Issued Materials which are damaged beyond reasonable repair or use whilst in the Seller's care and control.

8.3 Issued Materials belonging to Trillium that are held in the care and possession of the Seller must be held solely for the purposes of the Contract and shall not be within the ownership or disposition of the Seller. Seller

must ensure that no lien, charge or other security interest is created over such Issued Materials while in its possession or otherwise under its control. Trillium reserves its rights in respect of all of the Issued Material and Seller must not make any sample of the whole or any portion or description of any of the Issued Materials in any material form or allow any of the Issued Materials or details of such to be made available or divulged to any third party without the prior written consent of Trillium.

8.4 Unless otherwise stated in the Contract all scrap remains the property of Trillium. Seller shall account to Trillium for any scrap or excessive wastage of, or unused, Issued Materials as Trillium may reasonably require.

## 9. WARRANTIES

9.1 **Warranty.** Seller expressly warrants that: (a) the Goods and/or Services will strictly comply with any specifications, representations and with any sample previously supplied by Seller, and any other requirements specified by Trillium and otherwise be in accordance with the Contract; (b) the Services will be rendered in a good and workmanlike manner, with due care, skill and diligence and in accordance with good industry practices and any materials supplied in connection with such Services will be fit for the purpose stated in the Contract; (c) Seller Personnel is properly trained and experienced to perform the Services safely and efficiently; (d) the Goods will, unless otherwise specified in the Contract, be new; and (e) Seller has a right to sell the Goods and the Goods will be free from all charges, liens or encumbrances whatsoever.

9.2 **Remedy for Defective Goods.** If, within 12 months of placing the Goods into service or 18 months after the date of delivery (or other agreed guarantee period) whichever occurs first, Trillium gives notice to Seller of any defect in the Goods, Seller must at its own expense repair or replace the Goods so as to remedy the defect(s). This provision will apply to any Goods repaired or replaced until the end of the period equal to the guarantee period from the date of repair or replacement. This will be in addition to any warranty implied by Law. Seller will also be liable for all direct costs associated with the repair and/or replacement of the Goods referred to in this Clause 9.2 including removal, disassembly transport, and reinstallation. In the event Seller fails to proceed diligently to so replace or repair within a reasonable time after receipt of the notice referred to in this Clause 9.2, Trillium or the Client may undertake or complete such replacement or repair at Seller's risk, cost and expense.

9.3 **Remedy for Defective Services.** If within 12 months after the date the Services are completed (or other agreed guarantee period), Trillium gives notice to Seller of a defect or other deficiency in the Services, Seller agrees to correct, at its own cost, all defects or other deficiencies in the Services, including, costs of repair, removal, reinstallation, new material, labor and equipment attributable to the acts or omissions of Seller or Seller Personnel or failure by Seller to comply with any obligation expressed or implied herein (the "**Warranty Work**"). If following Trillium's request for Warranty Work, there is a delay by Seller to commence Warranty Work within the time period requested by Trillium and such delay would cause monetary damages to Trillium, Trillium may, at its sole option, immediately proceed to perform such Warranty Work itself or through other contractors or subcontractors and recover from Seller the total cost to Trillium therefor or deduct the same from any monies due or which become due to Seller. If no sums or if insufficient sums are available for full set-off by Trillium, then Seller, upon receipt of Trillium's written notice of Seller's obligations hereunder, shall promptly remit to Trillium all sums due and owing pursuant to the terms of this Clause 9.3.

9.4 Seller shall provide twelve (12) months advance notice to Trillium prior to Seller ceasing production of any Goods or spare parts and Seller shall provide Trillium with all manufacturing information and drawings to enable Trillium to manufacture such Goods or spare parts after Seller ceases production.

9.5 If requested by Trillium, for the duration of Trillium's contractual obligations to its Client(s), each aspect of the prices, warranties, benefits and other terms being provided under this Contract are and will remain at least equal to the terms that have been offered and/or will be offered by Seller to its other customers. If Seller has provided or will provide better terms than those provided to Trillium hereunder, this Contract will be deemed appropriately amended to provide such terms to Trillium. Seller shall promptly provide Trillium with any refunds, credits, or benefits thereby created.

## 10. INDEMNITY AND INSURANCE

10.1 Seller shall defend, indemnify and hold the Trillium Indemnitees harmless against all loss, liability, damage, costs, actions, demands, expenses and suits whatsoever (including in the case of litigation legal costs and disbursements) arising out of or suffered or incurred in connection with any loss or damage to property or injury to or death of any person or any financial or other consequential loss for and in respect of any such loss, damage, injury or death in whole or in part caused or arising from directly or indirectly or in any way attributable or incidental to: (a) any willful or negligent act or omission whatsoever by the Seller or Seller Personnel; (b) any claim with respect to or arising out of any defect in, or title to, the Goods; (c) any claim that the Goods and/or Services infringe or are alleged to infringe directly or indirectly any patent, trademark, copyright or other proprietary right; or (d) breach by Seller or Seller Personnel of any of the Seller's obligations under the Contract or applicable Laws.

10.2 If any part of the Goods or Services in any suit or proceedings is held to constitute infringement and its use be enjoined, Seller shall within a reasonable time either (a) secure for Trillium and its Client the perpetual right to continue the use of the Good(s) or Service(s) or (b) replace or modify the Good(s) and/or Service(s) so that it becomes non-infringing, provided the performance is not affected in any adverse manner.

10.3 If the Seller either as principal or as agent enters upon any premises or property of or being used or accessed by Trillium or its Client in order to perform Services including construction, erection, inspection, delivery, servicing, repairing, consulting or advising or any other obligation: (a) Seller shall indemnify and hold the Trillium Indemnitees harmless at all times from and against all losses, damages, costs, expenses, liabilities, claims and demands whatsoever on account of injury to or death of any person or on account of loss or damage to the property of any person (including the Seller and Seller Personnel) arising out of or in any manner connected with the performance of such work, and the Seller will at its own expense defend any and all actions based on the foregoing and must pay all legal costs and all costs and other expenses arising from such actions; and (b) Seller must at all times exercise all necessary precautions for the safety of persons who might be affected by such work, and without limiting this, must at all times duly comply with the requirements of any regulations, work practices and procedures prescribed by applicable Laws, and of any authority having jurisdiction in the matter, and with any direction that may from time to time be given by any supervisor or other responsible employee of Trillium.

10.4 **Insurance.** Seller shall have in place contracts of insurance with reputable insurers incorporated in its country of establishment to cover its obligations under the Contract. On request, Seller shall supply evidence of the maintenance of the insurance and all of its terms from time to time applicable. Seller shall, on request by Trillium, assign to Trillium the benefit of such insurance.

## 11. INTELLECTUAL PROPERTY AND CONFIDENTIALITY

11.1 **Confidentiality**. Any document, data, drawings, blue prints, plans, designs, images, specifications, technical data and any other material or information supplied or made available by Trillium to Seller as part of the Contract or any other documentation or information in whatsoever form provided by Trillium to Seller during the performance of the Contract ("**Confidential Information**"), shall be treated as strictly confidential and shall not be divulged by Seller to any person, except as required by Law or to Seller Personnel, who need to know such Confidential Information in order for Seller to comply with its obligations under the Contract and Seller shall ensure that such recipients comply with the obligations set out in this clause as though they were a party to the Contract. Seller shall promptly return or (at Trillium's request) destroy all Confidential Information on request by Trillium. As between Trillium and Seller, Trillium retains title to all of its Confidential Information.

11.2 **Intellectual Property Ownership.** All right, title and interest (including all Intellectual Property Rights) in any documents, information and other materials created in or arising from the performance of the Contract (the "**Work Product**") shall be the exclusive property of and shall vest in Trillium on creation. Nothing in the Contract shall affect the ownership of rights in materials created by Seller prior to or independently of the performance of the Contract, which shall remain with Seller. To the extent that use of such rights is required to be able to use the Work Product, Seller hereby grants to Trillium a perpetual, irrevocable, sub-licensable, non-exclusive, world-wide, royalty free right to use such rights**.** Nothing in the Contract shall affect the ownership of rights (including Intellectual Property Rights) in materials, including without limitation specifications, designs, drawings, data, and know how, provided to Seller by Trillium, which shall remain with Trillium. Seller shall have no right to use such materials, except as necessary to perform its obligations under the Contract.

## 12. PROCESSING OF PERSONAL DATA.

Each party agrees to process the personal data acquired from the other party during the performance of the Contract (the "**Personal Data**") in compliance with applicable Data Protection Laws, including where relevant, the provisions of General Data Protection Regulation (EU) 2016/679 and the United Kingdom Data Protection Act 2018, as amended from time to time and every law and provision concerning personal data protection, which may be applicable from time to time (hereinafter, collectively referred to as "**Data Protection Laws**"). For the purpose of this Contract's management and performance, each party (i) should be considered as acting as an independent data controller with regard to the Personal Data it processes (as a "**Secondary Data Controller**") and which have been provided by the other party ("**Primary Data Controller**"). Such Primary Data Controller undertakes to duly inform its personnel of such disclosure on behalf of the Secondary Data Controller. Each party, for the parts it is responsible for, is specifically obliged to comply with, when necessary, obligations concerning information to be sent to the data subjects (including ensuring appropriate legal basis for processing) and to obtain, when necessary, from the same all required consent in relation to the processing of the Personal Data transferred to and processed by the other party and to meet any obligations provided for by Data Protection Laws. The parties declare that their respective internal and external personnel and staff members processing the Personal Data, directly and/or indirectly concerned with the performance of the Contract, have been informed of the confidential nature of, and legal requirements (including those under the Data Protection Laws) relating to, such Personal Data and have received suitable training on their responsibilities to protect the Personal Data. Where additional services would be contemplated between the parties, involving the processing of Personal Data by a party on behalf of the other, the parties undertake to discuss in good faith of the term of any data processing agreement which may be required.

## 13. COMPLIANCE WITH LAWS

13.1 **Applicable Laws.** Seller represents and warrants that it is, and will remain, fully compliant with all applicable Laws (including in connection with bribery and anti-corruption). Seller shall comply and shall ensure that Seller Personnel read and comply with all Trillium policies listed in the Purchase Order or otherwise provided to Seller, in each case as updated from time to time. Seller shall ensure that Seller Personnel read and comply with Trillium's Supplier Code of Conduct as updated from time to time. Seller shall obtain and maintain all permits, licenses and other approvals or consents necessary for the performance of the Contract. Trillium shall be entitled to demand a certificate of origin of any of the Goods that Trillium receives from Seller. Any breach of this Clause 13.1 shall be deemed a material breach and (without prejudice to its other remedies) Trillium shall be entitled to immediately terminate the Contract concerned and any other contract then in force between Trillium and Seller.

13.2 **Economic Sanctions and Trade Controls.** (a) Seller shall comply with all applicable trade controls and sanctions, including but not limited to United Kingdom (UK), European Union (EU) and Laws of the U.S. Commerce, Treasury, State and Defense Departments or other agency regulating U.S. export controls and sanctions. (b) Seller shall disclose to Trillium in writing whether, to the best of its knowledge, Seller or any of its owners, shareholders or officers are, or have been, the subject of a government investigation or convicted for violations of any applicable export Laws. Definitions for ownership and control vary based on the applicable sanctions program. OFAC generally follows the "50 Percent Rule," which states that the property and interests in property of entities directly or indirectly owned fifty percent (50%) or more in the aggregate by one or more blocked persons are considered blocked. However, some sanctions programs, such as the EU and UK use a different standard, including a focus on not just ownership but also on control. (c) Seller shall acquire any necessary export licenses or permits prior to exporting goods to Trillium. Seller shall inform Trillium if Seller or any of its subsidiaries appear on the U.S., UK, EU, or any other international sanction list. To the extent that Seller sub-contracts or assigns its obligations or utilizes agents or third parties with respect to the performance of this Contract, Seller shall incorporate the obligations of this provision with respect to export compliance into its respective subcontracts and agreements with such parties.

13.3 **Goods Originating in or Exported from Sanctioned Countries.** (a) Seller shall not supply Goods originating in or exported from sanctioned or embargoed countries, including but not limited to Russia, Iran, Cuba, North Korea, Syria, Belarus, and the occupied Ukrainian territories (including but not limited to Crimea and Sevastopol, Donetsk, Luhansk, Kherson, and Zaporizhzhia). (b) Seller shall not supply iron or steel Goods processed in a third country incorporating iron or steel inputs originating in Russia. If requested, Seller shall provide evidence or certification of the origin of the iron and steel inputs utilized, such as a mill test certificate. (c) Seller shall not supply Goods made in regions prohibited by the US, EU or UK, such as China's Xinjiang Uyghur Autonomous Region.

13.4 **Forced Labor.** Seller shall not supply Goods made from forced labor nor Goods utilizing inputs or components made from forced labor.

## 14. TERMINATION AND SUSPENSION

14.1 **Termination for Convenience.** Trillium may terminate the Contract or any part thereof with immediate effect for its sole convenience by giving written notice to Seller. In the event of such termination, Seller shall immediately stop all work on the Contract. Seller shall be paid for any Good(s) delivered and accepted by Trillium and for Services properly performed prior to the date of termination.

14.2 **Termination for Cause.** Trillium may terminate any Contract or any part thereof with immediate effect, for cause, in the event of: (a) any Seller default, including but not limited to late deliveries, deliveries of Goods

and/or performance of the Services that are defective or that do not conform to the Contract, failure to provide Trillium reasonable assurances of future performance, failure to comply with any term or condition of the Contract; or (b) any insolvency-related or similar event. In the event of termination for cause, Trillium shall not be liable to Seller for any amount except for that part of the Price that applies to the supply of finished Goods and/or Services which have, at the date of termination, already been delivered (and/or performed) and accepted. In the event of termination for cause under Clause 14.2(b), it shall be lawful for Trillium to enter the premises where the Goods are situated and take possession of any materials the property in which has passed to or is vested in Trillium or attributable to the Goods and/or recover any Work Product and/or Confidential Information. Termination for cause shall be without prejudice to any claim or right of action that Trillium may have by virtue of the default which gave rise to the termination.

14.3 **Suspension.** Trillium may at any time suspend the performance of the Purchase Order, in whole or in part, through a written notice to Seller. Upon receipt of such notice, Seller shall promptly suspend further performance of its works and shall during the suspension period protect and secure the Goods and/or Services (including all supplied materials and equipment) against any deterioration, loss or damage. At the end of the suspension period and subject to Seller's revised delivery information, Trillium reserves the right to either instruct Seller to proceed with the manufacture and/or delivery of the Goods and/or performance of the Services to the agreed revised delivery date and Seller shall be bound by such instructions or cancel the Purchase Order in accordance with Clause 2.3 of these Terms and Conditions.

## 15. GENERAL

15.1 **Notices.** Any notice given by a party under the Contract shall be: (a) in writing and in English; (b) sent to the relevant party at the address set out in the Contract or to an alternative address notified in writing by the relevant party; or (c) if agreed to by the parties, served by email to the email address set out in the Contract or as otherwise notified from time to time. The parties may not serve documents relating to formal legal proceedings by email.

15.2 **Force Majeure.** If, by reason of an event of Force Majeure, either of the parties shall be delayed in, or prevented from, performing any of the provisions of the Contract then, provided that the affected party promptly, but in no event later than three (3) days after the occurrence of the event of Force Majeure, notifies the other in writing of the nature and extent of such event, such delay or non-performance shall not be deemed to be a breach of that party's obligations under the Contract and no loss or damage shall be claimed by either of the parties hereto from the other by reason thereof. In case of a Force Majeure event, the parties agree to meet and work together to minimize the impact of such event on the Goods and/or Services, If the Force Majeure event continues to delay or prevent either party's performance of the provisions of the Contract for a continuous period of more than sixty (60) days, either party may terminate the Contract by written notice to the other party.

15.3 **No Employment.** In the event that Seller's obligations require or contemplate performance of Services by Seller Personnel to be done on Trillium's or Client's property, Seller agrees that all such Services shall be performed as an independent contractor and that the Seller Personnel performing such Services shall not be considered Trillium's employees.

15.4 **Cumulative and Equitable Remedies.** Trillium's rights and remedies provided in the Contract are cumulative and not exclusive of any rights and remedies provided by applicable Laws and shall not be affected by termination of the Contract. Seller recognizes that any breach or threatened breach of the Contract may cause Trillium irreparable harm for which damages may not be an adequate remedy. Accordingly, in addition to any other remedies and damages available to Trillium, Seller acknowledges and agrees that Trillium is entitled to the remedies of specific performance, injunction and other equitable relief without proof of special damages.

15.5 **Assignment and Subcontracting.** Seller may not assign, transfer, mortgage, charge, subcontract, delegate, declare a trust over or deal in any other manner with the Contract, in whole or in part, or any of its rights or obligations under the Contract without the prior written approval of Trillium. Where permission to subcontract is granted by Trillium, Seller shall ensure the provisions of the Contract are reflected with its Sub-Suppliers and are enforced against them. Notwithstanding any permission by Trillium to subcontract, all responsibility and liability shall remain with the Seller.

15.6 **No Partnership.** The parties are independent persons and are not partners, principal and agent or employer and employee and the Contract does not establish any joint venture, trust, fiduciary or other relationship between them, other than the contractual relationship expressly provided for in it. Neither party shall have, nor shall represent that it has, any authority to make any commitments on the other party's behalf.

15.7 **Severability and Survival.** All terms of the Contract are severable, and any provision of the Contract held to be invalid, illegal, or unenforceable in any jurisdiction shall, as to such jurisdiction, be ineffective to the extent of such invalidity, illegality, or unenforceability without affecting the validity, legality, and enforceability of the remaining provisions hereof or thereof. The invalidity of a particular provision in a particular jurisdiction shall not invalidate such provision in any other jurisdiction. Those provisions that are expressed, or by their nature are required, to survive expiry or termination of the Contract, shall survive expiry or termination of the Contract.

15.8 **Entire Agreement.** The Contract constitutes the entire agreement between Trillium and Seller and supersedes any prior oral or written understandings and representations between Trillium and Seller relating to its subject matter. The provisions of the United Nations Convention on Contracts for the International Sale of Goods are expressly disclaimed and shall not apply.

## 16. GOVERNING LAW AND JURISDICTION

16.1 **Americas.** If Trillium is based in North or South America (the "**Americas**"), the Contract will be governed by and construed in accordance with the laws of the State of Texas, without giving effect to any choice of law or conflict provision or rule that would cause the laws of any other jurisdiction to be applied. Where this Clause 16.1 applies, all disputes arising out of or in connection with the Contract must be brought in a state or federal court sitting in Harris County, Texas, and each party hereby irrevocably submits itself to the exclusive jurisdiction of each such court in any such action or proceeding and waives any objection it may now or hereafter have to venue or convenience of forum. THE PARTIES HEREBY IRREVOCABLY WAIVE THEIR RIGHT TO TRIAL BY JURY.

16.2 **Outside of the Americas.** If Trillium is based outside of the Americas, the Contract will be governed by and construed in accordance with the laws of England. Where this Clause 16.2 applies, all disputes arising out of or in connection with the Contract shall be referred to and finally resolved by arbitration under the London Court of International Arbitration Rules ("**LCIA Rules**"), which LCIA Rules are deemed incorporated by referenced into this clause. The number of arbitrators shall be one (1). The seat, or legal place, of arbitration shall be London, England. The language used in the arbitral proceedings shall be English. The governing law of this arbitration agreement shall be English law.

## Bid Proposal

**GMP - SERWRF Capacity Phase B Improvements**

**All Bidders**
**Job Location:** Bradenton, FL
**Engineer Name:** McKim & Creed
**Bid Date:** 05/22/2026 05:00 pm
**Bid Due Date:**
**Addendum Number:** 2
**Plan Sheet Date:** 07/01/2025
**Core & Main Bid #:** 4934045

**Core & Main**
2525 12th St Bldg 2
Sarasota, FL 34237
Phone: 9413648909
Fax: 9419517543

| Bid Seq | Description | Qty | UoM | Sell | Ext Sell | Filter | Spec Sec | Addendum Number |
|---|---|---|---|---|---|---|---|---|
| 10 | ********** | | | | | | | |
| 20 | **SITE UTILITIES** | | | | | | | |
| 30 | **P/S C03.201-.205** | | | | | | | |
| 40 | _____ | | | | | | | |
| 50 | | | | | | | | |
| 60 | **AGI INFLUENT F/AGS INFLUENT PS P/S C03.201** | | | | | | | |
| 70 | | | | | | | | |
| 80 | 24 HDSS PR350 DI PIPE PERMOX | 100 | FT | 433.09 | 43,309.00 | DI PIPE | MC_UTILITES APP LIST | |
| 90 | 24 MJ 90 C153 IMP PERMOX | 1 | EA | 4,968.34 | 4,968.34 | DI MJ FTGS | MC_UTILITES APP LIST | |
| 100 | 24 FOSTER ADPT EPXY W/BLUE B&N 24FA-OX.BLU USA | 1 | EA | 1,187.44 | 1,187.44 | DI MJ FTGS | MC_UTILITES APP LIST | |
| 110 | 24 MJ 45 C153 IMP PERMOX | 1 | EA | 3,685.62 | 3,685.62 | DI MJ FTGS | MC_UTILITES APP LIST | |
| 120 | 24 MJ L/P SLV C153 IMP PERMOX | 1 | EA | 3,383.73 | 3,383.73 | DI MJ FTGS | MC_UTILITES APP LIST | |
| 130 | 24 STAR 3024 DIP REST SB IMP STARBOND L/ACC SGDPS24 | 6 | EA | 552.28 | 3,313.68 | MJ RESTRAINTS | MC_UTILITES APP LIST | |
| 140 | 24 MJ ACC SET L/GLAND EPDM GSKT COR BLUE BOLTS IMP | 6 | EA | 248.25 | 1,489.50 | MJ RESTRAINTS | 02640_PG.217 | |
| 150 | | | | | | | | |
| 160 | **AG-WAS TO BASINS P/S C03.201** | | | | | | | |
| 170 | | | | | | | | |
| 180 | 8 HDSS PR350 DI PIPE PERMOX | 100 | FT | 123.03 | 12,303.00 | DI PIPE | MC_UTILITES APP LIST | |
| 190 | 8 MJ 45 C153 IMP PERMOX | 2 | EA | 640.59 | 1,281.18 | DI MJ FTGS | MC_UTILITES APP LIST | |
| 200 | 8 MJ L/P SLV C153 IMP PERMOX | 1 | EA | 708.53 | 708.53 | DI MJ FTGS | MC_UTILITES APP LIST | |
| 210 | 8 STAR 3008 DIP REST SB IMP STARBOND L/ACC SGDPS08N | 6 | EA | 57.42 | 344.52 | MJ RESTRAINTS | MC_UTILITES APP LIST | |
| 220 | 8"MJ ACC SET L/GLAND COR BLUE | 6 | EA | 65.61 | 393.66 | MJ RESTRAINTS | 02640_PG.217 | |
| 230 | **PAGE BREAK** | | | | | | | |
| 240 | **AEROBIC GRANULATED SLUDGE DRN P/S C03.201** | | | | | | | |
| 250 | | | | | | | | |
| 260 | 4 PVC SCH80 PIPE SWB 20' | 160 | FT | 10.58 | 1,692.80 | SCH80 PVC | | |
| 270 | 4X4 PVC S80 WYE HXHXH 875-040 | 2 | EA | 164.70 | 329.40 | SCH80 PVC | | |
| 280 | 4 PVC S80 45 HXH 817-040 | 4 | EA | 52.32 | 209.28 | SCH80 PVC | | |
| 290 | 4 SCH40 FEMALE ADAPT HXFIPT 435-040 | 2 | EA | 6.72 | 13.44 | SCH80 PVC | | |
| 300 | 4 PVC S40 TRD PLG MIPT 450-040 | 2 | EA | 9.93 | 19.86 | SCH80 PVC | | |
| 310 | 4 PVC S80 CPLG HXH 829-040 | 2 | EA | 21.22 | 42.44 | SCH80 PVC | | |
| 320 | | | | | | | | |
| 330 | **NONPOTABLE WATER P/S C03.202-.204** | | | | | | | |
| 340 | | | | | | | | |
| 350 | 8 MJ L/P SLV C153 IMP | 1 | EA | 752.82 | 752.82 | DI MJ FTGS | MC_UTILITES APP LIST | |
| 360 | 8X4 MJ TEE C153 IMP | 2 | EA | 283.50 | 567.00 | DI MJ FTGS | MC_UTILITES APP LIST | |
| 370 | 4 FOSTER ADPT EPXY W/BLUE B&N 4FA-OX.BLU USA | 2 | EA | 131.19 | 262.38 | DI MJ FTGS | MC_UTILITES APP LIST | |
| 380 | 4 F6100 MJ RW GV OL ON L/ACC CLOW GATE VALVE EPOXY COATED W/STAINLESS STEEL BOLTS & NUTS | 2 | EA | 715.77 | 1,431.54 | VALVE GATE | | |
| 390 | 4 HDSS PR350 DI PIPE | 180 | FT | 53.89 | 9,700.20 | DI PIPE | | |
| 400 | 4 MJ CAP C153 IMP | 1 | EA | 42.75 | 42.75 | DI MJ FTGS | MC_UTILITES APP LIST | |
| 410 | 4 MJ TEE C153 IMP | 1 | EA | 147.00 | 147.00 | DI MJ FTGS | | |
| 420 | 4X2 MJ TAPT CAP C153 IMP | 2 | EA | 87.75 | 175.50 | DI MJ FTGS | | |
| 430 | C87-77-NL 2 BRS MALE ADPT MIPTXPJ PVC NO LEAD | 2 | EA | 132.63 | 265.26 | BRASS FTGS | | |
| 440 | 2 PVC SCH80 PIPE SWB 20' | 180 | FT | 3.52 | 633.60 | SCH80 PVC | | |
| 450 | 2 PVC S80 90 HXH 806-020 | 1 | EA | 4.82 | 4.82 | SCH80 PVC | | |
| 460 | 8 HDSS PR350 DI PIPE | 240 | FT | 52.82 | 12,676.80 | DI PIPE | MC_UTILITES APP LIST | |
| 470 | 8 MJ 45 C153 IMP | 1 | EA | 640.59 | 640.59 | DI MJ FTGS | MC_UTILITES APP LIST | |
| 480 | 8 STAR 3008 DIP REST SB IMP STARBOND L/ACC SGDPS08N | 8 | EA | 57.42 | 459.36 | MJ RESTRAINTS | MC_UTILITES APP LIST | |
| 490 | 8"MJ ACC SET L/GLAND COR BLUE | 8 | EA | 65.61 | 524.88 | MJ RESTRAINTS | 02640_PG.217 | |
| 500 | 4 STAR 3004 DIP REST SB IMP STARBOND L/ACC SGDPS04N | 6 | EA | 32.48 | 194.88 | MJ RESTRAINTS | MC_UTILITES APP LIST | |
| 510 | 4"MJ ACC SET L/GLAND COR BLUE | 6 | EA | 48.00 | 288.00 | MJ RESTRAINTS | 02640_PG.217 | |
| 520 | | | | | | | | |
| 530 | **BASIN WATERLINE CORRECTION P/S C03.203** | | | | | | | |
| 540 | | | | | | | | |
| 550 | 30 MJ L/P SLV C153 IMP PERMOX | 1 | EA | 6,098.28 | 6,098.28 | DI MJ FTGS | MC_UTILITES APP LIST | |

Internal Use Only

| | | | | | | | |
|---|---|---|---|---|---|---|---|
| 560 | 30 TJ PR350 DI PIPE PERMOX | 20 | FT | 554.80 | 11,096.00 | DI PIPE | MC_UTILITES APP LIST |
| 570 | 30X16 MJ TEE C153 IMP PERMOX | 1 | EA | 10,976.17 | 10,976.17 | DI MJ FTGS | MC_UTILITES APP LIST |
| 580 | 16 TJ PR350 DI PIPE PERMOX | 240 | FT | 228.39 | 54,813.60 | DI PIPE | MC_UTILITES APP LIST |
| 590 | 16 MJ 45 C153 IMP PERMOX | 3 | EA | 2,037.59 | 6,112.77 | DI MJ FTGS | MC_UTILITES APP LIST |
| 600 | 30 STAR 3030 DIP REST SB IMP STARBOND L/ACC SGDPS30 | 4 | EA | 1,362.67 | 5,450.68 | MJ RESTRAINTS | MC_UTILITES APP LIST |
| 610 | 30 MJ ACC SET L/GLAND EPDM GSKT COR BLUE BOLTS IMP | 4 | EA | 515.72 | 2,062.88 | MJ RESTRAINTS | 02640_PG.217 |
| 620 | 16 STAR 3016 DIP REST SB IMP STARBOND L/ACC SGDPS16 | 7 | EA | 233.89 | 1,637.23 | MJ RESTRAINTS | MC_UTILITES APP LIST |
| 630 | 16"MJ ACC SET L/GLAND COR BLUE | 7 | EA | 152.25 | 1,065.75 | MJ RESTRAINTS | 02640_PG.217 |
| 640 | | | | | | | |
| 650 | **REJECT RETURN LINE P/S C03.203** | | | | | | |
| 660 | | | | | | | |
| 670 | 12 MJ 90 C153 IMP PERMOX | 1 | EA | 1,363.36 | 1,363.36 | DI MJ FTGS | MC_UTILITES APP LIST |
| 680 | 12 PVC C900 DR18 PIPE 20' GRN GSKT PC235 | 140 | FT | 37.42 | 5,238.80 | C900 | MC_UTILITES APP LIST |
| 690 | 12 STAR 4012 PVC REST SB IMP STARBOND L/ACC PVCS4012G2 | 3 | EA | 140.24 | 420.72 | MJ RESTRAINTS | MC_UTILITES APP LIST |
| 700 | 12"MJ ACC SET L/GLAND COR BLUE | 3 | EA | 91.20 | 273.60 | MJ RESTRAINTS | 02640_PG.217 |
| 710 | | | | | | | |
| 720 | **LEACHATE LINE P/S C03.203** | | | | | | |
| 730 | | | | | | | |
| 740 | 12 MJ 90 C153 IMP PERMOX | 1 | EA | 1,363.36 | 1,363.36 | DI MJ FTGS | MC_UTILITES APP LIST |
| 750 | 12 PVC C900 DR18 PIPE 20' GRN GSKT PC235 | 60 | FT | 37.42 | 2,245.20 | C900 | MC_UTILITES APP LIST |
| 760 | 12 MJ 45 C153 IMP PERMOX | 3 | EA | 1,232.65 | 3,697.95 | DI MJ FTGS | MC_UTILITES APP LIST |
| 770 | 6 MJ 90 C153 IMP PERMOX | 3 | EA | 506.65 | 1,519.95 | DI MJ FTGS | MC_UTILITES APP LIST |
| 780 | 6 PVC C900 DR18 PIPE 20' GRN GSKT PC235 | 120 | FT | 10.30 | 1,236.00 | C900 | MC_UTILITES APP LIST |
| 790 | 12 STAR 4012 PVC REST SB IMP STARBOND L/ACC PVCS4012G2 | 8 | EA | 140.24 | 1,121.92 | MJ RESTRAINTS | MC_UTILITES APP LIST |
| 800 | 12"MJ ACC SET L/GLAND COR BLUE | 8 | EA | 91.20 | 729.60 | MJ RESTRAINTS | 02640_PG.217 |
| 810 | 6 STAR 4006 PVC REST SB IMP STARBOND L/ACC PVCS4006G2 | 6 | EA | 48.00 | 288.00 | MJ RESTRAINTS | MC_UTILITES APP LIST |
| 820 | 6"MJ ACC SET L/GLAND COR BLUE | 6 | EA | 65.61 | 393.66 | MJ RESTRAINTS | 02640_PG.217 |
| 830 | | | | | | | |
| 840 | **AEROBIC GRANULATED SLUDGE EFF P/S C03.204, .205** | | | | | | |
| 850 | | | | | | | |
| 860 | 24 HDSS PR350 DI PIPE PERMOX | 740 | FT | 433.09 | 320,486.60 | DI PIPE | MC_UTILITES APP LIST |
| 870 | 24 MJ 45 C153 IMP PERMOX | 6 | EA | 3,685.62 | 22,113.72 | DI MJ FTGS | MC_UTILITES APP LIST |
| 880 | 24 MJ 90 C153 IMP PERMOX | 2 | EA | 4,968.34 | 9,936.68 | DI MJ FTGS | MC_UTILITES APP LIST |
| 890 | 12 STAR 4012 PVC REST SB IMP STARBOND L/ACC PVCS4012G2 | 16 | EA | 140.24 | 2,243.84 | MJ RESTRAINTS | MC_UTILITES APP LIST |
| 900 | 12"MJ ACC SET L/GLAND COR BLUE | 16 | EA | 91.20 | 1,459.20 | MJ RESTRAINTS | 02640_PG.217 |
| 910 | | | | | | | |
| 920 | ********** | | | | | | |
| 930 | **MECHANICAL** | | | | | | |
| 940 | **P/S C03.201-.205** | | | | | | |
| 950 | _____ | | | | | | |
| 960 | | | | | | | |
| 970 | **AGS INLFLUENT PUMP STATION P/S M34.201, .301, .501** | | | | | | |
| 980 | **NT: NO P&ID F/INF PS. CONTRACTOR TO VERIFY ALL MATERIALS BEFORE ORDERING.** | | | | | | |
| 990 | | | | | | | |
| 1000 | **INFLUENT** | | | | | | |
| 1010 | | | | | | | |
| 1020 | 24" 7200 SUPER FLANGE W/ 316SS B&N RSF7224SS16 IMP | 1 | EA | 4,210.58 | 4,210.58 | RFCA | MC_UTILITES APP LIST |
| 1040 | 24 FLGXFLG DI PIPE PERMOX 3'6" PRIMED IMP | 1 | EA | 4,690.22 | 4,690.22 | DI FLG PIPE | 09900_PG.425 |
| 1050 | 24X16 FLG TEE C110 PERMOX | 3 | EA | 7,470.23 | 22,410.69 | DI FLG FTGS | 09900_PG.425 |
| 1060 | 24 FLGXFLG DI PIPE PERMOX 8' PRIMED IMP | 2 | EA | 7,621.74 | 15,243.48 | DI FLG PIPE | 09900_PG.425 |
| 1070 | 24 FLGXFLG DI PIPE PERMOX 7'5" PRIMED IMP | 1 | EA | 7,295.66 | 7,295.66 | DI FLG PIPE | 09900_PG.425 |
| 1080 | 24X16 FLG 90 C110 PR IMP PERMO | 1 | EA | 6,881.12 | 6,881.12 | DI FLG FTGS | 09900_PG.425 |
| 1090 | 16 GA FIG B517 FLG PLUG VLV W/GEAR & OP NUT | 4 | EA | 7,611.12 | 30,444.48 | VALVE PLUG | MC_UTILITES APP LIST |
| 1110 | 16 FLGXFLG DIP PERMOX 2'10" PRIMED IMP | 4 | EA | 2,621.12 | 10,484.48 | DI FLG PIPE | 09900_PG.425 |
| 1120 | 16 FLGXPE DI PIPE PERMOX 1' PRIMED IMP | 4 | EA | 1,117.78 | 4,471.12 | DI FLG PIPE | 09900_PG.425 |
| 1130 | 16" 7200 SUPER FLANGE W/ 316SS B&N RSF7216SS16 IMP | 4 | EA | 2,560.47 | 10,241.88 | RFCA | MC_UTILITES APP LIST |
| 1150 | 24X1/8 FLG ACC EPDM FF 316SS | 8 | EA | 667.63 | 5,341.04 | FLG BNG | |
| 1160 | 16 FLG ACC EPDM FF 316SS | 16 | EA | 311.32 | 4,981.12 | FLG BNG | |
| 1170 | | | | | | | |
| 1180 | **EFFLUENT** | | | | | | |
| 1190 | | | | | | | |
| 1200 | 16 FLGXFLG DI PIPE PERMOX 1'6" PRIMED IMP | 4 | EA | 2,011.12 | 8,044.48 | DI FLG PIPE | 09900_PG.425 |
| 1210 | 16 FLG 90 C110 PR IMP PERMOX | 8 | EA | 3,052.50 | 24,420.00 | DI FLG FTGS | 09900_PG.425 |
| 1220 | 16 FLGXFLG DI PIPE PERMOX 2' PRIMED IMP | 4 | EA | 2,214.45 | 8,857.80 | DI FLG PIPE | 09900_PG.425 |
| 1230 | 16X4 FLG TEE C110 PERMOX | 4 | EA | 4,387.78 | 17,551.12 | DI FLG FTGS | 09900_PG.425 |
| 1240 | 4X2 TAPT BLIND FLG PERMOX | 4 | EA | 370.77 | 1,483.08 | DI FLG FTGS | 09900_PG.425 |
| 1250 | 2XCL BRASS NIPPLE NO LEAD (I) | 4 | EA | 19.02 | 76.08 | BRASS FTGS | |
| 1260 | 2 WATT LF3003 FIPT DIE UNION LEAD FREE 0009879 | 4 | EA | 316.46 | 1,265.84 | BRASS FTGS | |
| 1270 | 2XCL 316SS NIPPLE | 8 | EA | 10.09 | 80.72 | SST FTGS | |
| 1280 | V210FP-32 2 316SS BALL VLV FP FIPTXFIPT | 4 | EA | 138.72 | 554.88 | SST BALL VALVE | MC_UTILITES APP LIST |
| 1290 | 2 929 AIR RELEASE VALVE ONLY | 4 | EA | 1,147.06 | 4,588.24 | VALVE AIR | MC_UTILITES APP LIST |

| | | | | | | | |
|---|---|---|---|---|---|---|---|
| 1300 | 16 FLGXFLG DIP PERMOX 1'10" PRIMED IMP TAPT 1/2" @ CENTER | 4 | EA | 2,518.89 | 10,075.56 | DI FLG PIPE | 09900_PG.425 |
| 1320 | 16 8001A SWING CHECK VLV FULL WATER WAY, FLANGE ENDS, CAST IRON BODY, BRONZE BODY BRONZE DISC SEAT RING, SINGLE WEIGHT, 316 SS HINGE PIN, D 9007C SPDT NEMA 4 LIMIT 316 SS COVER BOLTS, 16 MILS AND EXTERIOR EPOXY PAINT, | 4 | EA | 15,582.32 | 62,329.28 | VALVE CHECK | MC_UTILITES APP LIST |
| 1400 | 16 GA FIG B517 FLG PLUG VLV W/GEAR & OP NUT | 4 | EA | 7,611.12 | 30,444.48 | VALVE PLUG | MC_UTILITES APP LIST |
| 1420 | 16 FLG TEE C110 PERMOX | 4 | EA | 4,139.67 | 16,558.68 | DI FLG FTGS | 09900_PG.425 |
| 1430 | 16X2 TAPT BLIND FLG PERMOX | 4 | EA | 2,454.23 | 9,816.92 | DI FLG FTGS | 09900_PG.425 |
| 1440 | 2X1/2 BRASS BUSHING NL (I) NO LEAD | 4 | EA | 27.43 | 109.72 | BRASS FTGS | |
| 1450 | 1/2X2 BRASS NIPPLE NO LEAD (I) | 4 | EA | 4.08 | 16.32 | BRASS FTGS | |
| 1460 | 1/2 WATT LF3003 FIPT DIE UNION NO LEAD 0009874 | 4 | EA | 47.76 | 191.04 | BRASS FTGS | |
| 1470 | 1/2 MIPXFIP ASHCROFT V02 316SS GAUGE VALVE | 4 | EA | 312.90 | 1,251.60 | PRESS GAUGE | |
| 1480 | 16 FLGXFLG DI PIPE PERMOX 2'1" PRIMED IMP | 4 | EA | 2,417.78 | 9,671.12 | DI FLG PIPE | 09900_PG.425 |
| 1490 | 24X16 FLG 90 C110 IMP PERMOX | 1 | EA | 6,881.12 | 6,881.12 | DI FLG FTGS | 09900_PG.425 |
| 1500 | 24 FLGXFLG DI PIPE PERMOX 7'5" PRIMED IMP | 1 | EA | 7,295.66 | 7,295.66 | DI FLG PIPE | 09900_PG.425 |
| 1510 | 24X16 FLG TEE C110 PERMOX | 3 | EA | 7,470.23 | 22,410.69 | DI FLG FTGS | 09900_PG.425 |
| 1520 | 24 FLGXFLG DI PIPE PERMOX 8' PRIMED IMP | 2 | EA | 7,621.74 | 15,243.48 | DI FLG PIPE | 09900_PG.425 |
| 1530 | 24 FLGXFLG DIP PERMOX 1'11" PRIMED IMP TAPT 1/2" @ CENTER | 1 | EA | 4,009.79 | 4,009.79 | DI FLG PIPE | 09900_PG.425 |
| 1550 | 24 FLG 90 C110 PR IMP PERMOX | 1 | EA | 7,455.56 | 7,455.56 | DI FLG FTGS | 09900_PG.425 |
| 1560 | 24 FLGXFLG DI PIPE PERMOX 9'7" PRIMED IMP | 1 | EA | 8,925.00 | 8,925.00 | DI FLG PIPE | 09900_PG.425 |
| 1570 | **CLAMP ON FLOWMETER BY OTHERS** | | | | | | |
| 1580 | 24 FLG TEE C110 PERMOX | 1 | EA | 10,351.00 | 10,351.00 | DI FLG FTGS | 09900_PG.425 |
| 1590 | 24X2 TAPT BLIND FLG PERMOX | 1 | EA | 6,090.95 | 6,090.95 | DI FLG FTGS | 09900_PG.425 |
| 1600 | 2XCL BRASS NIPPLE NO LEAD (I) | 1 | EA | 19.02 | 19.02 | BRASS FTGS | |
| 1610 | 2 WATT LF3003 FIPT DIE UNION LEAD FREE 0009879 | 1 | EA | 316.46 | 316.46 | BRASS FTGS | |
| 1620 | 2XCL 316SS NIPPLE | 1 | EA | 10.09 | 10.09 | SST FTGS | |
| 1630 | V210FP-32 2 316SS BALL VLV FP FIPTXFIPT | 1 | EA | 138.72 | 138.72 | SST BALL VALVE | MC_UTILITES APP LIST |
| 1640 | 2 929 AIR RELEASE VALVE ONLY | 1 | EA | 1,147.06 | 1,147.06 | VALVE AIR | MC_UTILITES APP LIST |
| 1650 | 24 FLGXPE DI PIPE PERMOX 8' PRIMED IMP | 1 | EA | 6,434.79 | 6,434.79 | DI FLG PIPE | 09900_PG.425 |
| 1660 | 24X1/8 FLG ACC EPDM FF 316SS | 12 | EA | 667.63 | 8,011.56 | FLG BNG | |
| 1670 | 16 FLG ACC EPDM FF 316SS | 52 | EA | 311.32 | 16,188.64 | FLG BNG | |
| 1680 | | | | | | | |
| 1690 | **ARV/PI DRAIN PIPING** | | | | | | |
| 1700 | | | | | | | |
| 1710 | 2 S80 MALE ADPT BRASS MIPTXH 836-020BR | 5 | EA | 212.47 | 1,062.35 | SCH80 PVC | |
| 1730 | 2 PVC SCH80 PIPE SWB 20' | 140 | FT | 3.52 | 492.80 | SCH80 PVC | |
| 1740 | 2 PVC S80 90 HXH 806-020 | 14 | EA | 4.82 | 67.48 | SCH80 PVC | |
| 1750 | 2X1/2 PVC S80 TEE HXH 801-247 | 4 | EA | 11.60 | 46.40 | SCH80 PVC | |
| 1760 | 4X2 PVC S80 TEE HXH 801-420 | 5 | EA | 34.36 | 171.80 | SCH80 PVC | |
| 1770 | 4 PVC SCH80 PIPE SWB 20' | 40 | FT | 10.58 | 423.20 | SCH80 PVC | |
| 1780 | SPEARS P105X-040 4 CLEAN OUT ADAPTER SPIGXF PVC DWV W/PLUG | 1 | EA | 7.86 | 7.86 | CLEANOUT | |
| 1790 | 1/2X2 BRASS NIPPLE NO LEAD (I) | 8 | EA | 4.08 | 32.64 | BRASS FTGS | |
| 1800 | 1/2 BRASS TEE NO LEAD (I) | 4 | EA | 7.45 | 29.80 | BRASS FTGS | |
| 1810 | 1/2 WATT LF3003 FIPT DIE UNION NO LEAD 0009874 | 4 | EA | 47.76 | 191.04 | BRASS FTGS | |
| 1820 | 1/2XCL 316SS NIPPLE | 4 | EA | 2.08 | 8.32 | SST FTGS | |
| 1830 | MERIT V210FP-08 1/2IN T-316 SS BALL VALVE FULL PORT 2-PIECE 1000 WOG | 4 | EA | 29.96 | 119.84 | SST BALL VALVE | MC_UTILITES APP LIST |
| 1840 | 1/2X1/2 201 ASHCROFT DIAPHRAGM SEAL, 316SS W/ 1/4" FLUSH PORT | 4 | EA | 588.13 | 2,352.52 | PRESS GAUGE | 13310_PG.565 |
| 1860 | 4-1/2 1279AS PRESSURE GAUGE 0-200 PSI 1/2 LOWER CONNECTION | 4 | EA | 164.34 | 657.36 | PRESS GAUGE | 13310_PG.565 |
| 1870 | 1/2 S80 MALE ADPT BRASS MIPTXH 836-005BR | 4 | EA | 34.55 | 138.20 | SCH80 PVC | |
| 1890 | 1/2 PVC SCH80 PIPE PE 20' | 40 | FT | 0.85 | 34.00 | SCH80 PVC | |
| 1900 | | | | | | | |
| 1910 | **AEROBIC GRANULAR SLUDGE BASINS P/S M35.201-.503, I35.001-.003** | | | | | | |
| 1920 | | | | | | | |
| 1930 | **AG INFLUENT** | | | | | | |
| 1940 | | | | | | | |
| 1950 | **24X30 TEES IN PHASE A** | | | | | | |
| 1960 | | | | | | | |
| 1970 | 30 FLGXPE DI PIPE PERMOX 5'6" PRIMED IMP | 2 | EA | 6,589.14 | 13,178.28 | DI FLG PIPE | 09900_PG.425 |
| 1980 | 30 FLG(TAP)XWCXPE DI PIPE 5'6" IMP (WC 1'5" F/FLG) PRIMED TNEMEC N140 PERMOX | 1 | EA | 8,516.31 | 8,516.31 | DI FLG PIPE | 09900_PG.425 |
| 2020 | 1-1/4X9-1/4 STUD BOLT 316SS FLG STUD | 28 | EA | 27.38 | 766.64 | FLG BNG | 02640_PG.217 |
| 2030 | 30 FLG 90 C110 PR IMP PERMOX | 3 | EA | 11,755.95 | 35,267.85 | DI FLG FTGS | 09900_PG.425 |
| 2040 | **30"EMO PLUG VLVS BY AG BASIN** | | | | | | |
| 2050 | 30 FLGXPE DI PIPE PERMOX 3'11" PRIMED IMP | 3 | EA | 5,313.05 | 15,939.15 | DI FLG PIPE | 09900_PG.425 |
| 2060 | 36X30 FLG 90 C110 MP PERMOX | 3 | EA | 18,154.28 | 54,462.84 | DI FLG FTGS | 09900_PG.425 |

| | | | | | | | |
|---|---|---|---|---|---|---|---|
| 2070 | 36 FLG(TAP)XWCXFLG(TAP) 4'8" IMP<br>(WC 2'8" F/FLG)<br>PRIMED TNEMEC N140<br>PERMOX | 3 | EA | 14,845.66 | 44,536.98 | DI FLG PIPE | 09900_PG.425 |
| 2110 | 1-1/2X11-1/4 STUD BOLT 316SS | 192 | EA | 53.77 | 10,323.84 | FLG BNG | 02640_PG.217 |
| 2120 | 36 FLGXPE DI PIPE PERMOX 0'6" PRIMED IMP | 3 | EA | 3,857.61 | 11,572.83 | DI FLG PIPE | 09900_PG.425 |
| 2130 | 30X1/8 FLG ACC EPDM FF 316SS | 12 | EA | 1,099.94 | 13,199.28 | FLG BNG | |
| 2140 | 30 STAR 3030 DIP REST SB IMP STARBOND L/ACC<br>SGDPS30 | 3 | EA | 1,362.67 | 4,088.01 | MJ RESTRAINTS | MC_UTILITES APP LIST |
| 2150 | 30 MJ ACC SET L/GLAND EPDM GSKT COR BLUE<br>BOLTS IMP | 3 | EA | 515.72 | 1,547.16 | MJ RESTRAINTS | 02640_PG.217 |
| 2160 | 36X1/8 FLG ACC EPDM FF 316SS | 6 | EA | 1,751.83 | 10,510.98 | FLG BNG | |
| 2170 | | | | | | | |
| 2180 | **AG EFFLUENT** | | | | | | |
| 2190 | **NT: SECT SHT M35.303 NOT GIVEN. CONTRACTOR TO VERIFY AGE DOWNPIPE** | | | | | | |
| 2200 | | | | | | | |
| 2210 | 24 FLGXWCXPE DI PIPE 17'6" IMP<br>(WC 16'4" F/FLG)<br>PRIMED TNEMEC N140<br>PERMOX | 1 | EA | 13,311.96 | 13,311.96 | DI FLG PIPE | 09900_PG.425 |
| 2250 | 24 FLG 90 C110 PR IMP PERMOX | 2 | EA | 7,455.56 | 14,911.12 | DI FLG FTGS | 09900_PG.425 |
| 2260 | 24 FLGXFLG DI PIPE PERMOX 2' PRIMED IMP | 1 | EA | 3,711.96 | 3,711.96 | DI FLG PIPE | 09900_PG.425 |
| 2270 | 24 FLGXPE DI PIPE PERMOX 4'6" PRIMED IMP | 1 | EA | 4,154.35 | 4,154.35 | DI FLG PIPE | 09900_PG.425 |
| 2280 | 24X1/8 FLG ACC EPDM FF 316SS | 4 | EA | 667.63 | 2,670.52 | FLG BNG | |
| 2290 | | | | | | | |
| 2300 | **BASIN WAS TO SURGE TANK** | | | | | | |
| 2310 | | | | | | | |
| 2320 | 30 FLGXPE DI PIPE PERMOX 0'6" PRIMED IMP | 3 | EA | 2,759.79 | 8,279.37 | DI FLG PIPE | 09900_PG.425 |
| 2330 | 30 FLG 45 C110 P401 PERMOX | 6 | EA | 11,451.00 | 68,706.00 | DI FLG FTGS | 09900_PG.425 |
| 2340 | 30 FLGXFLG DI PIPE PERMOX 1' PRIMED IMP | 3 | EA | 4,577.18 | 13,731.54 | DI FLG PIPE | 09900_PG.425 |
| 2350 | 30 FLG(TAP)XWCXFLG(TAP) 4'7" IMP<br>(WC 2'1" F/FLG)<br>PRIMED TNEMEC N140<br>PERMOX | 1 | EA | 10,871.74 | 10,871.74 | DI FLG PIPE | 09900_PG.425 |
| 2390 | 1-1/4X9-1/4 STUD BOLT 316SS FLG STUD | 168 | EA | 25.77 | 4,329.36 | FLG BNG | 02640_PG.217 |
| 2400 | 24X30 FLG BULLHD TEE PERMOX | 3 | EA | 17,630.05 | 52,890.15 | DI FLG FTGS | 09900_PG.425 |
| 2410 | **24"EMO PLUG VLVS BY AG BASIN** | | | | | | |
| 2420 | 24 FLGXFLG DI PIPE PERMOX 1'7" PRIMED IMP | 3 | EA | 3,711.96 | 11,135.88 | DI FLG PIPE | 09900_PG.425 |
| 2430 | 24X20 FLG 90 C110 IMP PERMOX | 3 | EA | 7,335.17 | 22,005.51 | DI FLG FTGS | 09900_PG.425 |
| 2440 | 20 FLGXFLG DIP PERMOX 10'2" PRIMED IMP | 3 | EA | 7,402.18 | 22,206.54 | DI FLG PIPE | 09900_PG.425 |
| 2450 | 20 FLG TEE C110 PERMOX | 3 | EA | 6,764.39 | 20,293.17 | DI FLG FTGS | 09900_PG.425 |
| 2460 | 20 BLIND FLG DI PERMOX | 1 | EA | 3,938.62 | 3,938.62 | DI FLG FTGS | 09900_PG.425 |
| 2470 | 20 FLGXFLG DI PIPE 20' PERMOX | 8 | EA | 12,364.45 | 98,915.60 | DI FLG PIPE | 09900_PG.425 |
| 2480 | 20 FLGXFLG DI 15'6" PERMOX | 1 | EA | 10,232.23 | 10,232.23 | DI FLG PIPE | 09900_PG.425 |
| 2490 | 20 FLGXFLG DI 15'5" PERMOX | 1 | EA | 10,232.23 | 10,232.23 | DI FLG PIPE | 09900_PG.425 |
| 2500 | 20 FLGXFLG DI 11'2" PERMOX | 1 | EA | 8,100.00 | 8,100.00 | DI FLG PIPE | 09900_PG.425 |
| 2510 | 20 FLG 90 C110 PR IMP PERMOX | 1 | EA | 4,841.23 | 4,841.23 | DI FLG FTGS | 09900_PG.425 |
| 2520 | 20 FLG(TAP)XWCXFLG(TAP) 3'1" IMP<br>(WC 1'11")<br>PRIMED TNEMEC N140<br>PERMOX | 1 | EA | 4,514.45 | 4,514.45 | DI FLG PIPE | 09900_PG.425 |
| 2560 | 1-1/8X6-1/4 STUD BOLT 316SS | 20 | EA | 21.07 | 421.40 | FLG BNG | 02640_PG.217 |
| 2570 | 30X1/8 FLG ACC EPDM FF 316SS | 15 | EA | 1,099.94 | 16,499.10 | FLG BNG | |
| 2580 | 24X1/8 FLG ACC EPDM FF 316SS | 9 | EA | 667.63 | 6,008.67 | FLG BNG | |
| 2590 | 20X1/8 FLG ACC EPDM FF 316SS | 22 | EA | 591.83 | 13,020.26 | FLG BNG | |
| 2600 | | | | | | | |
| 2610 | **WATER LEVEL CORRECTION** | | | | | | |
| 2620 | | | | | | | |
| 2630 | **24"EMO PLUG VLVS BY AG BASIN** | | | | | | |
| 2640 | 24 FLGXFLG DI PIPE PERMOX 1'7" PRIMED IMP | 3 | EA | 3,711.96 | 11,135.88 | DI FLG PIPE | 09900_PG.425 |
| 2650 | 24X16 FLG 90 C110 IMP PERMOX | 3 | EA | 6,881.12 | 20,643.36 | DI FLG FTGS | 09900_PG.425 |
| 2660 | 16 FLGXFLG DI PIPE PERMOX 2' PRIMED IMP | 3 | EA | 2,214.45 | 6,643.35 | DI FLG PIPE | 09900_PG.425 |
| 2670 | 16 FLG TEE C110 PERMOX | 3 | EA | 4,967.61 | 14,902.83 | DI FLG FTGS | 09900_PG.425 |
| 2680 | 16 BLIND FLG DI PERMOX | 1 | EA | 2,105.28 | 2,105.28 | DI FLG FTGS | 09900_PG.425 |
| 2690 | 16 FLGXFLG DI PIPE 20' PERMOX | 5 | EA | 9,341.12 | 46,705.60 | DI FLG PIPE | 09900_PG.425 |
| 2700 | 16 FLGXFLG DI 16' PERMOX | 2 | EA | 7,916.67 | 15,833.34 | DI FLG PIPE | 09900_PG.425 |
| 2710 | 16 FLGXFLG DI 10'6" PERMOX | 1 | EA | 5,676.67 | 5,676.67 | DI FLG PIPE | 09900_PG.425 |
| 2720 | 16 FLG 90 C110 PR IMP PERMOX | 1 | EA | 3,052.50 | 3,052.50 | DI FLG FTGS | 09900_PG.425 |
| 2730 | 16 FLGXPE DI PIPE PERMOX 8' PRIMED IMP | 1 | EA | 3,968.89 | 3,968.89 | DI FLG PIPE | 09900_PG.425 |
| 2740 | 16 MJ 90 C153 PERMOX | 1 | EA | 2,277.00 | 2,277.00 | DI MJ FTGS | MC_UTILITES APP LIST |
| 2750 | 24X1/8 FLG ACC EPDM FF 316SS | 9 | EA | 667.63 | 6,008.67 | FLG BNG | |
| 2760 | 16 FLG ACC EPDM FF 316SS | 27 | EA | 311.32 | 8,405.64 | FLG BNG | |
| 2770 | | | | | | | |
| 2780 | **BASIN NPW** | | | | | | |
| 2790 | | | | | | | |
| 2800 | 2 PVC SCH80 PIPE SWB 20' | 700 | FT | 3.52 | 2,464.00 | SCH80 PVC | |
| 2810 | 2 PVC S80 90 HXH 806-020 | 10 | EA | 4.82 | 48.20 | SCH80 PVC | |
| 2820 | 2X2 PVC S80 TEE HXHXH 801-020 | 5 | EA | 17.16 | 85.80 | SCH80 PVC | |
| 2830 | 2X1-1/2 S80 REDUCER CPLG HXH | 7 | EA | 10.46 | 73.22 | SCH80 PVC | |
| 2840 | 1-1/2 PVC SCH80 PIPE SWB 20' | 20 | FT | 2.56 | 51.20 | SCH80 PVC | |
| 2850 | 1-1/2 PVC S80 MALE ADP 836-015 | 7 | EA | 9.16 | 64.12 | SCH80 PVC | |
| 2860 | 76F-107-01A 1-1/2 316SS BALL VLV FIPTXFIPT USA | 7 | EA | 203.60 | 1,425.20 | SST BALL VALVE | |
| 2870 | 1-1/2X36 GALV STL NIPPLE | 7 | EA | 56.03 | 392.21 | GALV FTGS | |

| | | | | | | | |
|---|---|---|---|---|---|---|---|
| 2880 | 1-1/2X1 GALV MI TEE | 7 | EA | 12.55 | 87.85 | GALV FTGS | |
| 2890 | 1X3 GALV STL NIPPLE | 7 | EA | 3.42 | 23.94 | GALV FTGS | |
| 2900 | 1 76F-105-01A SST BALL VALVE DOMESTIC | 7 | EA | 113.35 | 793.45 | SST BALL VALVE | |
| 2910 | 1 BRASS DBL MALE HEX NIPPLE<br>MIP X MALE NPSH DIXON DMH1010 | 7 | EA | 12.42 | 86.94 | BRASS FTGS | |
| 2930 | 1-1/2 THRD BRONZE NIBCO T-311Y<br>ANGLE VALVE W/HANDWHEEL | 7 | EA | 388.34 | 2,718.38 | MISC | |
| 2950 | 1-1/2X3 GALV STL NIPPLE | 14 | EA | 5.05 | 70.70 | GALV FTGS | |
| 2960 | 1-1/2 GALV MI 90 | 7 | EA | 7.59 | 53.13 | GALV FTGS | |
| 2970 | 1-1/2 BRASS MALE X HOSE BARB ADAPTER<br>DIXON BST20 | 7 | EA | 37.45 | 262.15 | BRASS FTGS | |
| 2990 | **NOTE: HOSE, RACK & NOZZLE BY OTHERS** | | | | | | |
| 3000 | | | | | | | |
| 3010 | **BASIN PUMP OUT DRAIN** | | | | | | |
| 3020 | | | | | | | |
| 3030 | JOSAM 32106 FLOOR DRAIN | 3 | EA | 192.42 | 577.26 | DRAIN | DET 8_M00.504 |
| 3040 | 6 PVC SCH80 PIPE SWB 20' | 60 | FT | 19.03 | 1,141.80 | SCH80 PVC | |
| 3050 | 6 PVC S80 90 HXH 806-060 | 9 | EA | 54.82 | 493.38 | SCH80 PVC | |
| 3060 | 6 PVC S80 VANSTONE FLG SPIGOT W/PVC RING 856-060 | 6 | EA | 42.16 | 252.96 | SCH80 PVC | |
| 3070 | 6 316SS HEX BOLT & NUT KIT (PVC)<br>L/GSKT W/8 3/4X4 B&N<br>W/ FLAT WASHERS | 6 | EA | 51.40 | 308.40 | FLG BNG | 02640_PG.217 |
| 3100 | 6 GA FIG B517 FLG PLUG VLV W/GEAR & HW 1-80-13000-505 | 3 | EA | 1,732.96 | 5,198.88 | VALVE PLUG | MC_UTILITES APP LIST |
| 3110 | DIXON 600-AL-SS 6" ADAPTER | 3 | EA | 492.79 | 1,478.37 | QUICK CONNECT | |
| 3120 | DIXON 6" DC 600-DC-SS DUST CAP | 3 | EA | 318.94 | 956.82 | QUICK CONNECT | |
| 3130 | 6X1/8 FLG ACC EPDM FF 316SS | 9 | EA | 72.07 | 648.63 | FLG BNG | |
| 3140 | | | | | | | |
| 3150 | **AGS WAS SURGE TANK PS P/S M37.201, .301, I37.001** | | | | | | |
| 3160 | **NT: PLANS SHOW 6" CONNECT @ PUMP. P&ID SHOW 8". CONTRACTOR TO VERIFY BEFORE ORDERING.** | | | | | | |
| 3170 | | | | | | | |
| 3180 | **INFLUENT** | | | | | | |
| 3190 | | | | | | | |
| 3200 | 12X8 FLG 90 C110 IMP PERMOX | 1 | EA | 2,113.95 | 2,113.95 | DI FLG FTGS | 09900_PG.425 |
| 3210 | 8 FLG(TAP)XWCXFLG(TAP) 2'1" IMP<br>(WC @ CENTER)<br>PRIMED TNEMEC N140<br>PERMOX | 1 | EA | 1,389.78 | 1,389.78 | DI FLG PIPE | DET 6_M00.504 |
| 3250 | 3/4X4 STUD BOLT 316SS | 16 | EA | 6.07 | 97.12 | FLG BNG | 02640_PG.217 |
| 3260 | 8 FLGXFLG DI PIPE PERMOX 5'4" PRIMED IMP | 1 | EA | 1,478.41 | 1,478.41 | DI FLG PIPE | 09900_PG.425 |
| 3270 | 8X6 FLG TEE C110 PERMOX | 1 | EA | 1,342.00 | 1,342.00 | DI FLG FTGS | 09900_PG.425 |
| 3280 | 8 FLGXFLG DI PIPE PERMOX 4'9" PRIMED IMP | 1 | EA | 1,386.37 | 1,386.37 | DI FLG PIPE | 09900_PG.425 |
| 3290 | 8X6 FLG 90 C110 PR IMP PERMOX | 1 | EA | 1,299.04 | 1,299.04 | DI FLG FTGS | 09900_PG.425 |
| 3300 | 6 FLGXFLG DI PIPE PERMOX 1'10" PRIMED IMP | 2 | EA | 602.28 | 1,204.56 | DI FLG PIPE | 09900_PG.425 |
| 3310 | 6 GA FIG B517 FLG PLUG VLV W/GEAR & HW 1-80-13000-505 | 2 | EA | 1,732.96 | 3,465.92 | VALVE PLUG | MC_UTILITES APP LIST |
| 3320 | 6 FLGXFLG DI PIPE PERMOX 11" PRIMED IMP | 2 | EA | 456.82 | 913.64 | DI FLG PIPE | 09900_PG.425 |
| 3330 | 8X1/8 FLG ACC EPDM FF 316SS | 5 | EA | 83.67 | 418.35 | FLG BNG | |
| 3340 | 6X1/8 FLG ACC EPDM FF 316SS | 8 | EA | 72.07 | 576.56 | FLG BNG | |
| 3350 | | | | | | | |
| 3360 | **EFFLUENT** | | | | | | |
| 3370 | | | | | | | |
| 3380 | 6 FLGXFLG DI PIPE PERMOX 1'7" PRIMED IMP | 2 | EA | 602.28 | 1,204.56 | DI FLG PIPE | 09900_PG.425 |
| 3390 | 6 FLG 90 C110 PR IMP PERMOX | 4 | EA | 746.06 | 2,984.24 | DI FLG FTGS | 09900_PG.425 |
| 3400 | 6 FLGXFLG DI PIPE PERMOX 1'2" PRIMED IMP | 2 | EA | 602.28 | 1,204.56 | DI FLG PIPE | 09900_PG.425 |
| 3410 | 6X4 FLG TEE C110 PERMOX | 2 | EA | 1,021.06 | 2,042.12 | DI FLG FTGS | 09900_PG.425 |
| 3420 | 4X2 TAPT BLIND FLG PERMOX | 2 | EA | 370.77 | 741.54 | DI FLG FTGS | 09900_PG.425 |
| 3430 | 2XCL BRASS NIPPLE NO LEAD (I) | 2 | EA | 19.02 | 38.04 | BRASS FTGS | |
| 3440 | 2 WATT LF3003 FIPT DIE UNION LEAD FREE 0009879 | 2 | EA | 316.46 | 632.92 | BRASS FTGS | |
| 3450 | 2XCL 316SS NIPPLE | 2 | EA | 10.09 | 20.18 | SST FTGS | |
| 3460 | V210FP-32 2 316SS BALL VLV FP FIPTXFIPT | 2 | EA | 138.72 | 277.44 | SST BALL VALVE | MC_UTILITES APP LIST |
| 3470 | 2 929 AIR RELEASE VALVE ONLY | 2 | EA | 1,147.06 | 2,294.12 | VALVE AIR | MC_UTILITES APP LIST |
| 3480 | 6 FLGXFLG DI PIPE PERMOX 11" PRIMED IMP<br>TAPT 1/2" @ CENTER | 2 | EA | 640.91 | 1,281.82 | DI FLG PIPE | 09900_PG.425 |
| 3500 | 6 FLG CHECK VALVE SWING<br>W/LIMIT SWITCH | 2 | EA | 3,183.92 | 6,367.84 | VALVE CHECK | 13310_PG.565 |
| 3520 | 6 GA FIG B517 FLG PLUG VLV W/GEAR & HW 1-80-13000-505 | 2 | EA | 1,732.96 | 3,465.92 | VALVE PLUG | MC_UTILITES APP LIST |
| 3530 | 6 FLGXFLG DI PIPE PERMOX 1'4" PRIMED IMP | 2 | EA | 529.55 | 1,059.10 | DI FLG PIPE | 09900_PG.425 |
| 3540 | 6 FLG TEE C110 PERMOX | 2 | EA | 949.89 | 1,899.78 | DI FLG FTGS | 09900_PG.425 |
| 3550 | 6X2 TAPT BLIND FLG PERMOX | 2 | EA | 502.12 | 1,004.24 | DI FLG FTGS | 09900_PG.425 |
| 3560 | 2X1/2 BRASS BUSHING NL (I) NO LEAD | 2 | EA | 27.43 | 54.86 | BRASS FTGS | |
| 3570 | 1/2X2 BRASS NIPPLE NO LEAD (I) | 2 | EA | 4.08 | 8.16 | BRASS FTGS | |
| 3580 | 1/2 WATT LF3003 FIPT DIE UNION NO LEAD 0009874 | 2 | EA | 47.76 | 95.52 | BRASS FTGS | |
| 3590 | 1/2 MIPXFIP ASHCROFT V02 316SS GAUGE VALVE | 2 | EA | 312.90 | 625.80 | PRESS GAUGE | |
| 3600 | 6 FLGXFLG DI PIPE PERMOX 2'4" PRIMED IMP | 2 | EA | 673.87 | 1,347.74 | DI FLG PIPE | 09900_PG.425 |
| 3610 | 8X6 FLG 90 C110 PR IMP PERMOX | 1 | EA | 1,082.53 | 1,082.53 | DI FLG FTGS | 09900_PG.425 |
| 3620 | 8X6 FLG TEE C110 PERMOX | 1 | EA | 1,342.00 | 1,342.00 | DI FLG FTGS | 09900_PG.425 |
| 3630 | 8 FLGXFLG DI PIPE PERMOX 4'10" PRIMED IMP | 1 | EA | 1,386.37 | 1,386.37 | DI FLG PIPE | 09900_PG.425 |

| | | | | | | | |
|---|---|---|---|---|---|---|---|
| 3640 | 8 FLGXFLG DI PIPE PERMOX 8' PRIMED IMP | 1 | EA | 1,939.78 | 1,939.78 | DI FLG PIPE | 09900_PG.425 |
| 3650 | **CLAMP ON FLOWMETER BY OTHERS** | | | | | | |
| 3660 | 8 FLG 90 C110 PR IMP PERMOX | 1 | EA | 1,129.12 | 1,129.12 | DI FLG FTGS | 09900_PG.425 |
| 3670 | 8 FLGXPE DI PIPE PERMOX 6' PRIMED IMP | 1 | EA | 1,570.46 | 1,570.46 | DI FLG PIPE | 09900_PG.425 |
| 3680 | 8X1/8 FLG ACC EPDM FF 316SS | 5 | EA | 83.67 | 418.35 | FLG BNG | |
| 3690 | 6X1/8 FLG ACC EPDM FF 316SS | 26 | EA | 72.07 | 1,873.82 | FLG BNG | |
| 3700 | **PAGE BREAK** | | | | | | |
| 3710 | **ARV/PI DRAIN PIPING** | | | | | | |
| 3720 | | | | | | | |
| 3730 | 2 S80 MALE ADPT BRASS MIPTXH 836-020BR | 2 | EA | 212.47 | 424.94 | SCH80 PVC | |
| 3750 | 2 PVC SCH80 PIPE SWB 20' | 40 | FT | 3.52 | 140.80 | SCH80 PVC | |
| 3760 | 2 PVC S80 90 HXH 806-020 | 5 | EA | 4.82 | 24.10 | SCH80 PVC | |
| 3770 | 2X2 PVC S80 TEE HXHXH 801-020 | 2 | EA | 17.16 | 34.32 | SCH80 PVC | |
| 3780 | 2X1/2 PVC SCH80 RED CPLG HXH 829-247 | 2 | EA | 10.46 | 20.92 | SCH80 PVC | |
| 3800 | 4X2 PVC S80 TEE HXH 801-420 | 1 | EA | 34.36 | 34.36 | SCH80 PVC | |
| 3810 | 4X2 PVC S80 RED HXH 829-420 | 1 | EA | 48.93 | 48.93 | SCH80 PVC | |
| 3820 | 4 PVC SCH80 PIPE SWB 20' | 40 | FT | 10.58 | 423.20 | SCH80 PVC | |
| 3830 | 1/2X2 BRASS NIPPLE NO LEAD (I) | 4 | EA | 4.08 | 16.32 | BRASS FTGS | |
| 3840 | 1/2 BRASS TEE NO LEAD (I) | 2 | EA | 7.45 | 14.90 | BRASS FTGS | |
| 3850 | 1/2 WATT LF3003 FIPT DIE UNION NO LEAD 0009874 | 2 | EA | 47.76 | 95.52 | BRASS FTGS | |
| 3860 | 1/2XCL 316SS NIPPLE | 2 | EA | 2.08 | 4.16 | SST FTGS | |
| 3870 | MERIT V210FP-08 1/2IN T-316 SS BALL VALVE FULL PORT 2-PIECE 1000 WOG | 2 | EA | 29.96 | 59.92 | SST BALL VALVE | MC_UTILITES APP LIST |
| 3880 | 1/2X1/2 201 ASHCROFT DIAPHRAGM SEAL, 316SS W/ 1/4" FLUSH PORT | 2 | EA | 588.13 | 1,176.26 | PRESS GAUGE | 13310_PG.565 |
| 3900 | 4-1/2 1279AS PRESSURE GAUGE 0-200 PSI 1/2 LOWER CONNECTION | 2 | EA | 164.34 | 328.68 | PRESS GAUGE | 13310_PG.565 |
| 3910 | 1/2 S80 MALE ADPT BRASS MIPTXH 836-005BR | 2 | EA | 34.55 | 69.10 | SCH80 PVC | |
| 3930 | 1/2 PVC SCH80 PIPE PE 20' | 20 | FT | 0.85 | 17.00 | SCH80 PVC | |
| 3940 | 1/2 PVC S80 90 HXH 806-005 | 2 | EA | 1.35 | 2.70 | SCH80 PVC | |
| 3950 | | | | | | | |
| 3960 | | | | | | | |
| 3970 | **PRICING VALID FOR 180 DAYS** | | | | | | |

| | |
|---|---|
| **Sub Total** | **1,942,710.22** |
| Freight | |
| Delivery | |
| Backcharge | |
| Restock | |
| Other | |
| **Lump Sum Disc.** | |
| **Tax** | 116,612.61 |
| **Total** | **2,059,322.83** |

### Bid Notes

*NO DOMESTIC REQUIREMENTS FOUND *P/ 11421_1.01-2 AGS supplier is solely responsible for providing a complete blower system

**UNLESS OTHERWISE SPECIFIED HEREIN, PRICES QUOTED ARE VALID IF ACCEPTED BY CUSTOMER AND PRODUCTS ARE RELEASED BY CUSTOMER FOR MANUFACTURE WITHIN THIRTY (30) CALENDAR DAYS FROM THE DATE OF THIS QUOTATION. CORE & MAIN LP RESERVES THE RIGHT TO INCREASE PRICES TO ADDRESS FACTORS, INCLUDING BUT NOT LIMITED TO, GOVERNMENT REGULATIONS, TARIFFS, TRANSPORTATION, FUEL AND RAW MATERIAL COSTS. DELIVERY WILL COMMENCE BASED UPON MANUFACTURER LEAD TIMES. ANY MATERIAL DELIVERIES DELAYED BEYOND MANUFACTURER LEAD TIMES MAY BE SUBJECT TO PRICE INCREASES AND/OR APPLICABLE STORAGE FEES. THIS BID PROPOSAL IS CONTINGENT UPON BUYER'S ACCEPTANCE OF SELLER'S TERMS AND CONDITIONS OF SALE, AS MODIFIED FROM TIME TO TIME,**
https://coreandmain.com/terms-of-sale/

**THIS BID MAY INCLUDE GLOBALLY SOURCED (IMPORTED) MATERIALS THAT ARE SUBJECT TO CHANGING TARIFFS. PRICES ARE SUBJECT TO CHANGE DUE TO POTENTIAL ADDITIONAL TARIFFS IMPOSED BY THE U.S. GOVERNMENT. IF IMPOSED, PRICES WILL INCREASE BY THE SAME PERCENTAGE AND WILL BE EFFECTIVE ON THE DATE THAT THE NEW TARIFFS ARE IMPLEMENTED. THESE ITEMS SHOULD BE PURCHASED WITH HASTE TO AVOID ANY ADDITIONAL RISING TARIFF COSTS.**

| System/Location | Addenda | Description | Qty | UOM | Unit Cost | Amount | Item Notes | Tag |
|---|---|---|---|---|---|---|---|---|
| **00.5" DR** | | | | | | **81** | | |
| **AGS INFLUENT PS** | | | | | | **81** | | |
| | | 1/2" X 20' IPS SCH80 PE GRAY PVC PIPE | 40 | FT | 1.13 | 45 | | |
| | | 1/2" PVC SCH 80 SLIP X MIP ADPT | 4 | EA | 3.25 | 13 | | |
| | | 1/2" PVC SCH 80 SLIP UNION W/ EPDM O-RING | 4 | EA | 5.61 | 22 | | |
| **01" DR** | | | | | | **254** | | |
| **WAS SURGE TANK PS** | | | | | | **254** | | |
| | | 1" X 20' IPS SCH80 PE GRAY PVC PIPE | 20 | FT | 2.24 | 45 | | |
| | | 1" PVC SCH 80 SLIP 90 ELL | 4 | EA | 3.16 | 13 | | |
| | | 1" PVC SCH 80 SLIP X MIP ADPT | 2 | EA | 6.20 | 12 | | |
| | | 1" SCH 80 PVC BALL VALVE TRU-UNION W/ SOLVENT WELD ENDS & LEVER OP / EPDM SEALS | 2 | EA | 92.18 | 184 | | |
| **01" NPW** | | | | | | **20,355** | | |
| **AGS BASINS** | | | | | | **20,355** | | |
| | | 1" STAINLESS STEEL ADAPTER (MALE QC) X MALE NPT QUICK DISCONNECTS | 7 | EA | 37.54 | 263 | | |
| | | 1" BRASS ADAPTER (MALE QC) X MALE NPT QUICK DISCONNECTS (DWG. M00.505/5) | 7 | EA | 48.60 | 340 | | |
| | | 1" X 4" DIELECTRIC THREADED NIPPLE | 14 | EA | 24.90 | 349 | | |
| | | 1" SCH40S 316L SSTL PIPE PE | 60 | FT | 9.00 | 540 | | |
| | | 1" 316 SSTL 150# THREADED 90 ELL | 21 | EA | 6.50 | 137 | | |
| | | 1" 316 SSTL 150# THREADED UNION | 7 | EA | 16.81 | 118 | | |
| | | 1/2" TO 1 1/4" SSTL CLAMPS SSTL CLAMP STAINLESS STEEL WORM CLAMP (DWG. M00.505/2) | 14 | EA | 18.75 | 263 | | |
| | | 1" THREADED BRONZE RISING STEM ANGLE VALVE W/ HANDWHEEL (DWG. M00.505/2) | 7 | EA | 709.38 | 4,966 | | |
| | | 1" 2 PIECE THREADED BRASS BALL VALVE W/ LEVER OP (DWG. M00.505/5) | 7 | EA | 38.85 | 272 | | |
| | | 1" 2 PIECE THREADED 316 STAINLESS BALL VALVE W/ LEVER OP | 7 | EA | 96.40 | 675 | | |
| | | RAIL MOUNT HOSE RACK - 316 STAINLESS STEEL 50' HOSE CAPACITY (SIMILAR TO DWG. M00.505/2) | 7 | EA | 1,218.75 | 8,531 | | |
| | | 1" X 25' EPDM WASHDOWN HOSE (DWG. M00.505/2) | 7 | EA | 315.56 | 2,209 | | |
| | | 1" MPT X BRASS STRAIGHT SMOOTH BORE FIRE NOZZLE (DWG. M00.505/5) | 7 | EA | 242.06 | 1,694 | | |
| **02" DR** | | | | | | **1,787** | | |
| **AGS INFLUENT PS** | | | | | | **1,251** | | |
| | | 2" FLG ACC PKS - 316 B8M SSTL HEAVY HEX - CL 125/150 FLANGE W/ SBR GASKET (PVC80 X DI) | 1 | EA | 41.19 | 41 | | |
| | | 2" X 20' IPS SCH80 PE GRAY PVC PIPE | 140 | FT | 4.83 | 676 | | |
| | | 2" PVC SCH 80 SLIP 90 ELL | 25 | EA | 5.48 | 137 | | |
| | | 2" PVC SCH 80 SLIP X MIP ADPT | 10 | EA | 15.06 | 151 | | |
| | | 2" PVC SCH 80 SLIP X FIP UNION W/ EPDM O-RING | 5 | EA | 46.39 | 232 | | |
| | | 2" PVC SCH 80 SOC VAN STONE FLG W/ PVC RING | 1 | EA | 14.01 | 14 | | |
| **WAS SURGE TANK PS** | | | | | | **536** | | |
| | | 2" X 20' IPS SCH80 PE GRAY PVC PIPE | 60 | FT | 4.83 | 290 | | |
| | | 2" PVC SCH 80 SLIP 90 ELL | 7 | EA | 5.48 | 38 | | |
| | | 2" PVC SCH 80 SLIP TEE | 2 | EA | 19.51 | 39 | | |
| | | 2" X 1" PVC SCH 80 SLIP RED COUP | 2 | EA | 11.89 | 24 | | |
| | | 2" PVC SCH 80 SLIP X MIP ADPT | 4 | EA | 15.06 | 60 | | |
| | | 2" SCH 80 PVC BALL VALVE TRU-UNION W/ SOLVENT WELD ENDS & LEVER OP / EPDM SEALS | 2 | EA | 42.27 | 85 | | |
| **02" NPW** | | | | | | **18,479** | | |
| **YARD PIPING PLAN 3** | | | | | | **2,850** | | |
| | | 2" SCH40S 316L SSTL PIPE PE | 140 | FT | 18.85 | 2,639 | | |
| | | 2" 316 SSTL 150# THREADED 90 ELL | 4 | EA | 18.23 | 73 | | |
| | | 2" 316 SSTL 150# THREADED COUPLING | 7 | EA | 19.66 | 138 | | |
| **YARD PIPING PLAN 4** | | | | | | **5,664** | | |
| | | 2" X 4" DIELECTRIC THREADED NIPPLE | 6 | EA | 49.92 | 300 | | |
| | | 2" SCH40S 316L SSTL PIPE PE | 120 | FT | 18.85 | 2,262 | | |
| | | 2" 316 SSTL 150# THREADED 90 ELL | 6 | EA | 18.23 | 109 | | |
| | | 2" 316 SSTL 150# THREADED COUPLING | 9 | EA | 19.66 | 177 | | |
| | | 2" FIP X FIP BALL TYPE CURB STOP-TOP W/ TEE-HEAD | 3 | EA | 376.14 | 1,128 | | |
| | | 60-84" ADJUSTABLE 2-1/2" SHAFT - SCREW TYPE 2 PC CURB BOX COMPLETE W/ LID | 3 | EA | 562.50 | 1,688 | | |
| **AGS BASINS** | | | | | | **9,965** | | |
| | | 2" X 4" DIELECTRIC THREADED NIPPLE | 1 | EA | 49.93 | 50 | | |
| | | 2" SCH40S 316L SSTL PIPE PE | 500 | FT | 18.85 | 9,425 | | |
| | | 2" 316 SSTL 150# THREADED 90 ELL | 17 | EA | 18.22 | 310 | | |
| | | 2" X 1" 316 SSTL 150# THREADED COUPLING | 3 | EA | 20.48 | 61 | | |
| | | 2" 316 SSTL 150# THREADED UNION | 1 | EA | 39.35 | 39 | | |
| | | 2" 316 SSTL 150# THREADED TEE | 3 | EA | 26.62 | 80 | | |
| **04" ALP** | | | | | | **1,617** | | *** |
| **AGS BASINS** | | | | | | **1,617** | | *** |
| | | 4" FLG ACC PKS - 316 B8M SSTL HEAVY HEX - CL 125/150 FLANGE W/ EPDM GASKET (SST X EQPT) | 3 | EA | 102.63 | 308 | | |
| | | 4" LUG BOLT SET CL 125/150 FLG-316 B8M SSTL-CAP BOLTS NO NUTS (NO-GASKET) (SST X SST-LUG-BFV) | 18 | EA | 72.74 | 1,309 | | |
| | | 4" LUG PATTERN (CL 150) 316 SSTL HIGH PERFORMANCE BUTTERFLY VALVE W/ GEAR OPERATOR W/ HANDWHEEL (BY OTHERS) | 3 | EA | - | - | | *** |
| | | 4" LUG PATTERN (CL 150) 316 SSTL HIGH PERFORMANCE BUTTERFLY VALVE W/ EMO/ OPEN-CLOSE (BY OTHERS) | 6 | EA | - | - | | *** |
| **04" DR** | | | | | | **24,333** | | |
| **YARD PIPING PLAN 1** | | | | | | **22,390** | | |
| | | 4" C153 FOR PVC PIPE MJ BIT COATED / PERMOX LINED DI 45 ELL | 7 | EA | 319.09 | 2,234 | | |
| | | 4" C153 FOR PVC PIPE MJ BIT COATED / PERMOX LINED DI WYE | 9 | EA | 587.54 | 5,288 | | |
| | | 4" C153 FOR PVC PIPE MJ BIT COATED / PERMOX LINED DI PLUG | 8 | EA | 240.17 | 1,921 | | |

Report by SYSTEM

| | | | | | | | |
|---|---|---|---|---|---|---|---|
| | | 4" C153 FOR PVC PIPE MJ BIT COATED / PERMOX LINED DI LONG SLEEVE | 1 | EA | 319.09 | 319 | |
| | | 4" X 2" C153 FOR PVC PIPE MJ BIT COATED / PERMOX LINED DI TAPT CAP | 1 | EA | 312.91 | 313 | |
| | | 4" X 2" C153 FOR PVC PIPE MJ BIT COATED / PERMOX LINED DI TAPT TEE | 5 | EA | 636.36 | 3,182 | |
| | | 4" MJ GLAND PACKS-C153 COR BLUE B&N'S W/ SBR GASKET | 8 | EA | 196.34 | 1,571 | |
| | | 4" WEDGE FITTING RESTRAINT MJ GLAND PACK-SBR GASKET-COR-BLUE B&N'S-FOR DI PIPE | 1 | EA | 66.50 | 67 | |
| | | 4" WEDGE FITTING RESTRAINT MJ GLAND PACK-SBR GASKET-COR-BLUE B&N'S-FOR CI OD PVC PIPE | 37 | EA | 73.50 | 2,720 | |
| | | 8" X 1'6" PE X WC X PE 316 SSTL WALL SLEEVES | 1 | EA | 812.50 | 813 | |
| | | 4" MODEL S-316 MODULAR SEAL FOR DI/CI OD PVC/DIPS HDPE FOR STEEL WALL SLEEVE (QUOTED PER LINK-REQUIRES 7 EA-LS-410S LINKS PER SEAL) | 14 | EA | 16.03 | 224 | |
| | | 4" DR18/ PR235 C900 BJ GSKT PVC PIPE-GREEN | 300 | FT | 5.80 | 1,740 | |
| | | CI CLEANOUT BOX & FRAME W/ LID | 4 | EA | 500.00 | 2,000 | |
| **AGS INFLUENT PS** | | | | | | **1,943** | |
| | | 4" X 4'6" DI SPOOL PIECE PERMOX LINED W/ 125# FLG X PE | 1 | EA | 787.95 | 788 | |
| | | 4" X 2" C110 FLG PRIME COATED / PERMOX LINED DI TEE | 1 | EA | 710.91 | 711 | |
| | | 4" C110 BLIND FLG PRIME COATED / PERMOX LINED DI BLIND FLG | 1 | EA | 328.02 | 328 | |
| | | 4" FLG ACC PKS - 316 B8M SSTL HEAVY HEX - CL 125/150 FLANGE W/ SBR GASKET (DI X DI) | 2 | EA | 58.10 | 116 | |
| **04" NPW** | *** | | | | | **28,652** | *** |
| **YARD PIPING PLAN 2** | *** | | | | | **7,108** | *** |
| | | 4" PC350 DUCTILE IRON PIPE PUSH JNT CEMENT LINED-BITUMINOUS COATED | 40 | FT | 60.63 | 2,425 | |
| | | 4" REST JNT GASKETS EPDM | 2 | EA | 156.12 | 312 | |
| | | 4" C153 MJ BIT COATED / CEMENT LINED DI 90 ELL | 1 | EA | 112.50 | 113 | |
| | ADI | 4" C153 MJ BIT COATED / CEMENT LINED DI 45 ELL | 4 | EA | 93.75 | 375 | |
| | ADI | 4" WEDGE FITTING RESTRAINT MJ GLAND PACK-EPDM GASKETS-COR-BLUE B&N'S-FOR DI PIPE | 13 | EA | 116.50 | 1,515 | |
| | | 6" DR18/ PR235 C900 BJ GSKT PVC PIPE-BLUE | 20 | FT | 11.79 | 236 | RISER PIPE FOR VALVE BOX PER C00.506/UW2 |
| | | 4" C515 MECH JT NRS GATE VALVE LESS ACC W/ 2" OP NUT (NO GEAR) | 1 | EA | 908.58 | 909 | |
| | | 19-22" HEAVY DUTY 5-1/4" SHAFT - SCREW TYPE 2 PC VALVE BOX COMPLETE W/ LID (DWG. C00.506/UW-2) | 1 | EA | 437.50 | 438 | |
| | | 3'0" 316 SSTL PIPE EXTENSION STEM-SOCKET X NUT W/CENTERING COLLAR | 1 | EA | 786.94 | 787 | |
| **YARD PIPING PLAN 4** | *** | | | | | **18,699** | *** |
| | | 4" PC350 DUCTILE IRON PIPE PUSH JNT CEMENT LINED-BITUMINOUS COATED | 180 | FT | 60.63 | 10,913 | |
| | | 4" REST JNT GASKETS EPDM | 9 | EA | 156.11 | 1,405 | |
| | ADI | 4" C153 MJ BIT COATED / CEMENT LINED DI 45 ELL | 8 | EA | 93.75 | 750 | |
| | | 4" X 2" C153 MJ BIT COATED / CEMENT LINED DI TAPT CAP | 1 | EA | 87.75 | 88 | |
| | | 4" X 2" C153 MJ BIT COATED / CEMENT LINED DI TAPT TEE | 2 | EA | 189.00 | 378 | |
| | ADI | 4" WEDGE FITTING RESTRAINT MJ GLAND PACK-EPDM GASKETS-COR-BLUE B&N'S-FOR DI PIPE | 24 | EA | 116.50 | 2,796 | |
| | | 6" DR18/ PR235 C900 BJ GSKT PVC PIPE-BLUE | 20 | FT | 11.79 | 236 | RISER PIPE FOR VALVE BOX PER C00.506/UW2 |
| | | 4" C515 MECH JT NRS GATE VALVE LESS ACC W/ 2" OP NUT (NO GEAR) | 1 | EA | 908.57 | 909 | |
| | | 19-22" HEAVY DUTY 5-1/4" SHAFT - SCREW TYPE 2 PC VALVE BOX COMPLETE W/ LID (DWG. C00.506/UW-2) | 1 | EA | 437.50 | 438 | |
| | | 3'0" 316 SSTL PIPE EXTENSION STEM-SOCKET X NUT W/CENTERING COLLAR | 1 | EA | 786.93 | 787 | |
| **YARD PIPING PLAN 5** | **ADD1** | | | | | **2,064** | |
| | ADI | 4" PC350 DUCTILE IRON PIPE PUSH JNT CEMENT LINED-BITUMINOUS COATED | 20 | FT | 60.63 | 1,213 | |
| | ADI | 4" REST JNT GASKETS EPDM | 1 | EA | 156.11 | 156 | |
| | ADI | 4" C153 MJ BIT COATED / CEMENT LINED DI 90 ELL | 1 | EA | 112.50 | 113 | |
| | ADI | 4" WEDGE FITTING RESTRAINT MJ GLAND PACK-EPDM GASKETS-COR-BLUE B&N'S-FOR DI PIPE | 5 | EA | 116.50 | 583 | |
| **AGS BASINS** | | | | | | **781** | |
| | | 4" X 5'0" DI SPOOL PIECE CEMENT LINED W/ 125# FLG X PE | 1 | EA | 539.46 | 539 | |
| | | 4" C110 BLIND FLG PRIME COATED / CEMENT LINED DI BLIND FLG W-2" IP TAP | 1 | EA | 138.75 | 139 | |
| | | 4" FLG ACC PKS - 316 B8M SSTL HEAVY HEX - CL 125/150 FLANGE W/ EPDM GASKET (DI X DI) | 1 | EA | 102.62 | 103 | |
| **06" DR** | | | | | | **59,995** | *** |
| **AGS BASINS** | | | | | | **59,995** | *** |
| | | 6" PC350 DUCTILE IRON PIPE PUSH JNT PERMOX LINED-BITUMINOUS COATED | 260 | FT | 61.99 | 16,117 | |
| | | 6" REST JNT GASKETS SBR | 13 | EA | 129.49 | 1,683 | |
| | | 6" C153 MJ BIT COATED / PERMOX LINED DI 90 ELL | 6 | EA | 537.30 | 3,224 | |
| | | 6" WEDGE FITTING RESTRAINT MJ GLAND PACK-SBR GASKET-COR-BLUE B&N'S-FOR DI PIPE | 12 | EA | 85.00 | 1,020 | |
| | | 6" X 2'0" DI SPOOL PIECE PERMOX LINED W/ 125# FLG X FLG | 3 | EA | 724.86 | 2,175 | |
| | | 6" X 7'0" DI SPOOL PIECE PERMOX LINED W/ 125# FLG X PE | 3 | EA | 1,404.66 | 4,214 | |
| | | 6" C110 FLG PRIME COATED / PERMOX LINED DI 90 ELL | 3 | EA | 735.61 | 2,207 | |
| | | 6" X 5'0" FLG X WC X PE TAPPED FOR STUDS WALL PIPE PERMOX LINED (DWG. M00.504/7) | 3 | EA | 1,485.77 | 4,457 | |
| | | 6" FLG ACC PKS - 316 B8M SSTL HEAVY HEX - CL 125/150 FLANGE W/ SBR GASKET (DI X DI) | 6 | EA | 86.00 | 516 | |
| | | 6" FLG ACC PKS - 316 B8M SSTL HEAVY HEX - CL 125/150 FLANGE W/ SBR GASKET (DI X PV) | 3 | EA | 86.00 | 258 | |
| | | 6" STUD KIT CL 125/150 FLG-316 SSTL W/ SBR GASKET (MV X DIWP) (SUBMERGED) | 3 | EA | 166.09 | 498 | |
| | | 6" FLANGE ISOLATION KIT W/ 150# 316 B8M SSTL HEAVY HEX BN&G'S & TYPE "E" FULL FACED NEOPRENE GSKT-DBL WASHER - MYLAR SLEEVES (PV X SST-CAMLOCK) | 3 | EA | 294.38 | 883 | |
| | | 6" STAINLESS STEEL ADAPTER (MALE QC) X 150# ANSI FLANGE QUICK DISCONNECTS | 3 | EA | 466.86 | 1,401 | |

| | | | | | | | |
|---|---|---|---|---|---|---|---|
| | | 6" 316 SSTL BODY MUD VALVES NON RISING STEM FLANGED END ON VALVE ASSEMBLY W/25'0" EXT STEM, STEM GUIDES & OPERATOR | 3 | EA | 5,395.00 | 16,185 | |
| | | 6" 125LB FLG IRON BODY PLUG VALVE 100% PORT W/ GEAR OPERATOR/ HANDWHEEL | 3 | EA | 1,718.75 | 5,156 | *** |
| **06" LC** | | | | | | **5,237** | |
| **YARD PIPING PLAN 3** | | | | | | **5,237** | |
| | | 6" C153 FOR PVC PIPE MJ BIT COATED / PERMOX LINED DI 90 ELL | 3 | EA | 537.30 | 1,612 | |
| | | 6" WEDGE FITTING RESTRAINT MJ GLAND PACK-SBR GASKET-COR-BLUE B&N'S-FOR CI OD PVC PIPE | 8 | EA | 95.00 | 760 | |
| | | 6" SERRATED RESTRAINT HARNESS W\304 SSTL B&N'S-FOR CIOD PVC PIPE | 7 | EA | 173.50 | 1,215 | |
| | | 6" DR18/ PR235 C900 BJ GSKT PVC PIPE-GREEN | 140 | FT | 11.79 | 1,651 | |
| **06" NPW** | **ADD1** | | | | | **6,560** | |
| **YARD PIPING PLAN 5** | **ADD1** | | | | | **6,560** | |
| | ADD | DRY BARREL FIRE HYDRANT 5 1/4" VO 2 WAY W/ 6" MJ INLET 5'0" BURY (C00.506/UW-5) | 1 | EA | 4,116.85 | 4,117 | |
| | ADD | 6" C515 MECH JT NRS GATE VALVE LESS ACC W/ 2" OP NUT (NO GEAR) | 1 | EA | 1,218.28 | 1,218 | |
| | ADD | 19-22" HEAVY DUTY 5-1/4" SHAFT - SCREW TYPE 2 PC VALVE BOX COMPLETE W/ LID (DWG. C00.506/UW-2) | 1 | EA | 437.50 | 438 | |
| | ADD | 3'0" 316 SSTL PIPE EXTENSION STEM-SOCKET X NUT W/CENTERING COLLAR | 1 | EA | 786.94 | 787 | |
| **06" WAS** | | | | | | **34,212** | *** |
| **WAS SURGE TANK PS** | | | | | | **34,212** | *** |
| | | 6" X 1'0" DI SPOOL PIECE PERMOX LINED W/ 125# FLG X FLG | 2 | EA | 549.76 | 1,100 | |
| | | 6" X 1'0" DI SPOOL PIECE PERMOX LINED W/ 125# FLG X FLG W/(1) 1/2" FPT TAP & (1) 1" FPT TAP | 2 | EA | 995.24 | 1,990 | |
| | | 6" X 1'6" DI SPOOL PIECE PERMOX LINED W/ 125# FLG X FLG | 6 | EA | 637.31 | 3,824 | |
| | | 6" X 2'0" DI SPOOL PIECE PERMOX LINED W/ 125# FLG X FLG | 2 | EA | 724.86 | 1,450 | |
| | | 6" X 2'6" DI SPOOL PIECE PERMOX LINED W/ 125# FLG X FLG | 2 | EA | 812.42 | 1,625 | |
| | | 6" C110 FLG PRIME COATED / PERMOX LINED DI 90 ELL | 4 | EA | 735.61 | 2,942 | |
| | | 6" C110 FLG PRIME COATED / PERMOX LINED DI TEE | 2 | EA | 936.67 | 1,873 | |
| | | 6" X 2" C110 FLG PRIME COATED / PERMOX LINED DI TEE | 2 | EA | 990.89 | 1,982 | |
| | | 6" C110 BLIND FLG PRIME COATED / PERMOX LINED DI BLIND FLG W-2" IP TAP | 2 | EA | 532.49 | 1,065 | |
| | | 6" FLG ACC PKS - 316 B8M SSTL HEAVY HEX - CL 125/150 FLANGE W/ SBR GASKET (DI X CV) | 2 | EA | 86.00 | 172 | |
| | | 6" FLG ACC PKS - 316 B8M SSTL HEAVY HEX - CL 125/150 FLANGE W/ SBR GASKET (DI X DI) | 20 | EA | 86.00 | 1,720 | |
| | | 6" FLG ACC PKS - 316 B8M SSTL HEAVY HEX - CL 125/150 FLANGE W/ SBR GASKET (DI X EQPT) | 4 | EA | 86.00 | 344 | |
| | | 6" FLG ACC PKS - 316 B8M SSTL HEAVY HEX - CL 125/150 FLANGE W/ SBR GASKET (DI X PV) | 6 | EA | 86.00 | 516 | |
| | | 6" FLG ACC PKS - 316 B8M SSTL HEAVY HEX - CL 125/150 FLANGE W/ SBR GASKET (PV X CV) | 2 | EA | 86.00 | 172 | |
| | | 6" 125LB FLG IRON BODY PLUG VALVE 100% PORT W/ GEAR OPERATOR/ HANDWHEEL | 2 | EA | 1,718.75 | 3,438 | *** |
| | | 6" 125LB FLG IRON BODY PLUG VALVE 100% PORT W/ GEAR OPERATOR/ CHAIN WHEEL (6'0" CL-AFF) | 2 | EA | 2,375.00 | 4,750 | *** |
| | | 6" 125/150LB FLG IRONBODY AWWA SWING CHECK VALVE W/ OL & W-NO LIMIT SWITCH (SEE P&ID I37.001) | 2 | EA | 2,625.00 | 5,250 | *** |
| **06" WAS, 2" ARV** | | | | | | **4,892** | *** |
| **WAS SURGE TANK PS** | | | | | | **4,892** | *** |
| | | 2" FLG ACC PKS - 316 B8M SSTL HEAVY HEX - CL 125/150 FLANGE W/ SBR GASKET (SST X SST-BV) | 2 | EA | 41.20 | 82 | |
| | | 2" FLANGE ISOLATION KIT W/ 150# 316 B8M SSTL HEAVY HEX BN&G'S & TYPE "E" FULL FACED NEOPRENE GSKT-DBL WASHER - MYLAR SLEEVES (DI X SST-BV) | 2 | EA | 96.09 | 192 | |
| | | 2" X 4" DIELECTRIC THREADED NIPPLE | 2 | EA | 49.92 | 100 | |
| | | 2" 316 SSTL 150# THREADED FLANGE | 2 | EA | 67.60 | 135 | |
| | | 2" SPLIT BODY FLANGED 316 STAINLESS BALL VALVE W/ LEVER OP | 2 | EA | 1,447.66 | 2,895 | *** |
| | | 2" IRONBODY - VALVE ONLY WASTEWATER AIR RELEASE W/ FIP THREADED INLET & OUTLET | 2 | EA | 743.75 | 1,488 | *** |
| **06" WAS, 2" BLV** | | | | | | **569** | |
| **WAS SURGE TANK PS** | | | | | | **569** | |
| | | 2" X 4" DIELECTRIC THREADED NIPPLE | 2 | EA | 49.92 | 100 | |
| | | 2" 2 PIECE THREADED 316 STAINLESS BALL VALVE W/ LEVER OP | 2 | EA | 234.75 | 470 | |
| **06" WAS, PIA** | | | | | | **261** | |
| **WAS SURGE TANK PS** | | | | | | **261** | |
| | | 1/2" X 3" DIELECTRIC THREADED NIPPLE | 2 | EA | 16.36 | 33 | |
| | | 1/2" 316 SSTL 150# THREADED TEE | 2 | EA | 4.63 | 9 | |
| | | 1/2" X 4" 316 SSTL SCH 40 THREADED NIPPLE | 6 | EA | 3.58 | 21 | |
| | | 1/2" 2 PIECE THREADED 316 STAINLESS BALL VALVE W/ LEVER OP | 4 | EA | 49.43 | 198 | |
| **08" ALP** | | | | | | **9,684** | |
| **AGS BASINS** | | | | | | **9,684** | |
| | | 8" FLG ACC PKS - 316 B8M SSTL HEAVY HEX - CL 125/150 FLANGE W/VITON TORUSEAL GASKET (SST X PVC80-EQPT) (SUBMERGED) | 12 | EA | 403.49 | 4,842 | |
| | | 8" FLG ACC PKS - 316 B8M SSTL HEAVY HEX - CL 125/150 FLANGE W/VITON TORUSEAL GASKET (SST X SST) | 12 | EA | 403.49 | 4,842 | |
| **08" NPW** | *** | | | | | **54,606** | *** |
| **YARD PIPING PLAN 2** | | | | | | **9,690** | *** |
| | | 8" PC350 DUCTILE IRON PIPE PUSH JNT CEMENT LINED-BITUMINOUS COATED | 20 | FT | 59.41 | 1,188 | |
| | | 8" REST JNT GASKETS EPDM | 1 | EA | 265.22 | 265 | |
| | | 8" X 4" C153 MJ BIT COATED / CEMENT LINED DI TEE | 1 | EA | 283.50 | 284 | |
| | | 8" C153 MJ BIT COATED / CEMENT LINED DI LONG SLEEVE | 1 | EA | 266.25 | 266 | |
| | | 8" WEDGE FITTING RESTRAINT MJ GLAND PACK-EPDM GASKETS-COR-BLUE B&N'S-FOR DI PIPE | 8 | EA | 173.00 | 1,384 | |

| | | | | | | | |
|---|---|---|---|---|---|---|---|
| | | 6" DR18/ PR235 C900 BJ GSKT PVC PIPE-BLUE | 20 | FT | 11.79 | 236 | RISER PIPE FOR VALVE BOX PER C00.506/UW2 |
| | | 8" C515 MECH JT NRS GATE VALVE LESS ACC W/ 2" OP NUT (NO GEAR) | 2 | EA | 1,809.10 | 3,618 | |
| | | 19-22" HEAVY DUTY 5-1/4" SHAFT - SCREW TYPE 2 PC VALVE BOX COMPLETE W/ LID (DWG. C00.506/UW-2) | 2 | EA | 437.50 | 875 | |
| | | 3'0" 316 SSTL PIPE EXTENSION STEM-SOCKET X NUT W/CENTERING COLLAR | 2 | EA | 786.94 | 1,574 | |
| **YARD PIPING PLAN 4** | | | | | | **9,690** | *** |
| | | 8" PC350 DUCTILE IRON PIPE PUSH JNT CEMENT LINED-BITUMINOUS COATED | 20 | FT | 59.41 | 1,188 | |
| | | 8" REST JNT GASKETS EPDM | 1 | EA | 265.22 | 265 | |
| | | 8" X 4" C153 MJ BIT COATED / CEMENT LINED DI TEE | 1 | EA | 283.50 | 284 | |
| | | 8" C153 MJ BIT COATED / CEMENT LINED DI LONG SLEEVE | 1 | EA | 266.25 | 266 | |
| | | 8" WEDGE FITTING RESTRAINT MJ GLAND PACK-EPDM GASKETS-COR-BLUE B&N'S-FOR DI PIPE | 8 | EA | 173.00 | 1,384 | |
| | | 6" DR18/ PR235 C900 BJ GSKT PVC PIPE-BLUE | 20 | FT | 11.79 | 236 | RISER PIPE FOR VALVE BOX PER C00.506/UW2 |
| | | 8" C515 MECH JT NRS GATE VALVE LESS ACC W/ 2" OP NUT (NO GEAR) | 2 | EA | 1,809.10 | 3,618 | |
| | | 19-22" HEAVY DUTY 5-1/4" SHAFT - SCREW TYPE 2 PC VALVE BOX COMPLETE W/ LID (DWG. C00.506/UW-2) | 2 | EA | 437.50 | 875 | |
| | | 3'0" 316 SSTL PIPE EXTENSION STEM-SOCKET X NUT W/CENTERING COLLAR | 2 | EA | 786.94 | 1,574 | |
| **YARD PIPING PLAN 5** | **ADD1** | | | | | **35,226** | |
| | ADI | 8" PC350 DUCTILE IRON PIPE PUSH JNT CEMENT LINED-BITUMINOUS COATED | 460 | FT | 59.41 | 27,329 | |
| | ADI | 8" REST JNT GASKETS EPDM | 23 | EA | 265.23 | 6,100 | |
| | ADI | 8" C153 MJ BIT COATED / CEMENT LINED DI 45 ELL | 2 | EA | 216.75 | 434 | |
| | ADI | 8" X 6" C153 MJ BIT COATED / CEMENT LINED DI TEE | 1 | EA | 325.50 | 326 | |
| | ADI | 8" WEDGE FITTING RESTRAINT MJ GLAND PACK-EPDM GASKETS-COR-BLUE B&N'S-FOR DI PIPE | 6 | EA | 173.00 | 1,038 | |
| **08" WAS** | | | | | | **30,375** | |
| **YARD PIPING PLAN 1** | | | | | | **12,474** | |
| | | 8" PC350 DUCTILE IRON PIPE PUSH JNT PERMOX LINED-BITUMINOUS COATED | 100 | FT | 79.38 | 7,938 | |
| | | 8" REST JNT GASKETS SBR | 5 | EA | 175.37 | 877 | |
| | | 8" C153 MJ BIT COATED / PERMOX LINED DI 90 ELL | 1 | EA | 734.91 | 735 | |
| | | 8" C153 MJ BIT COATED / PERMOX LINED DI 45 ELL | 2 | EA | 666.28 | 1,333 | |
| | | 8" C153 MJ BIT COATED / PERMOX LINED DI LONG SLEEVE | 1 | EA | 751.40 | 751 | |
| | | 8" WEDGE FITTING RESTRAINT MJ GLAND PACK-SBR GASKET-COR-BLUE B&N'S-FOR DI PIPE | 8 | EA | 105.00 | 840 | |
| **WAS SURGE TANK PS** | | | | | | **17,901** | |
| | | 8" X 5'0" DI SPOOL PIECE PERMOX LINED W/ 125# FLG X FLG | 2 | EA | 890.95 | 1,782 | |
| | | 8" X 5'6" DI SPOOL PIECE PERMOX LINED W/ 125# FLG X FLG | 1 | EA | 1,780.61 | 1,781 | |
| | | 8" X 9'0" DI SPOOL PIECE PERMOX LINED W/ 125# FLG X FLG | 1 | EA | 2,558.26 | 2,558 | |
| | | 8" X 5'0" DI SPOOL PIECE PERMOX LINED W/ 125# FLG X PE | 1 | EA | 1,377.63 | 1,378 | |
| | | 8" C110 FLG PRIME COATED / PERMOX LINED DI 90 ELL | 1 | EA | 1,092.30 | 1,092 | |
| | | 8" X 6" C110 FLG PRIME COATED / PERMOX LINED DI 90 ELL | 2 | EA | 1,067.74 | 2,135 | |
| | | 8" X 6" C110 FLG PRIME COATED / PERMOX LINED DI TEE | 2 | EA | 1,389.56 | 2,779 | |
| | | 12" X 8" C110 FLG PRIME COATED / PERMOX LINED DI 90 ELL (SUBMERGED) | 1 | EA | 2,085.38 | 2,085 | |
| | | 8" X 2'6" FLG X WC X FLG WALL PIPE PERMOX LINED (DWG. M00.504/6) (PARTIALLY SUBMERGED) | 1 | EA | 1,367.32 | 1,367 | |
| | | 8" FLG ACC PKS - 316 B8M SSTL HEAVY HEX - CL 125/150 FLANGE W/ SBR GASKET (DI X DI) | 9 | EA | 94.28 | 849 | |
| | | 8" FLG ACC PKS - 316 B8M SSTL HEAVY HEX - CL 125/150 FLANGE W/ SBR GASKET (DI X DI) (SUBMERGED) | 1 | EA | 94.27 | 94 | |
| **12" ALP** | | | | | | **111,829** | *** |
| **AGS BASINS** | | | | | | **23,841** | *** |
| | | 12" FLG ACC PKS - 316 B8M SSTL HEAVY HEX - CL 125/150 FLANGE W/VITON TORUSEAL GASKET (SST X SST-EJ) | 6 | EA | 683.15 | 4,099 | |
| | | 12" LUG BOLT SET CL 125/150 FLG-316 B8M SSTL-CAP BOLTS NO NUTS (NO-GASKET) (SST X SST-LUG-BFV) | 12 | EA | 224.84 | 2,698 | |
| | | 12" FLG X FLG-304 STAINLESS STEEL EXPANSION JNT-BELLOWS TYPE W/ SSTL 304 CTRL HARNESSING | 3 | EA | 5,681.25 | 17,044 | |
| | | 12" LUG PATTERN (CL 150) 316 SSTL HIGH PERFORMANCE BUTTERFLY VALVE W/ GEAR OPERATOR W/ HANDWHEEL (BY OTHERS) | 3 | EA | - | - | *** |
| | | 12" LUG PATTERN (CL 150) 316 SSTL HIGH PERFORMANCE BUTTERFLY VALVE W/ EMO/ OPEN-CLOSE (BY OTHERS) | 3 | EA | - | - | *** |
| **AGS BLOWERS** | | | | | | **87,988** | *** |
| | | 12" FLG ACC PKS - 316 B8M SSTL HEAVY HEX - CL 125/150 FLANGE W/VITON TORUSEAL GASKET (SST X FCA) | 4 | EA | 683.15 | 2,733 | |
| | | 12" FLG ACC PKS - 316 B8M SSTL HEAVY HEX - CL 125/150 FLANGE W/VITON TORUSEAL GASKET (SST X SST) | 1 | EA | 683.15 | 683 | |
| | | 12" FLG ACC PKS - 316 B8M SSTL HEAVY HEX - CL 125/150 FLANGE W/VITON TORUSEAL GASKET (SST X SST-EJ) | 8 | EA | 683.15 | 5,465 | |
| | | 12" LUG BOLT SET CL 125/150 FLG-316 B8M SSTL-CAP BOLTS NO NUTS (NO-GASKET) (SST X SST-LUG-BFV) | 8 | EA | 224.84 | 1,799 | |
| | | 12" FCA NON-RESTRAINED 316 SSTL BDY FOR STL PIPE SIZE W/ 316 SSTL BOLTS - EPDM GASKETS | 4 | EA | 2,645.79 | 10,583 | |
| | | 12" FLG X FLG-304 STAINLESS STEEL EXPANSION JNT-BELLOWS TYPE W/ SSTL 304 CTRL HARNESSING | 4 | EA | 5,681.25 | 22,725 | |
| | | 12" LUG PATTERN (CL 150) 316 SSTL HIGH PERFORMANCE BUTTERFLY VALVE W/ GEAR OPERATOR W/ HANDWHEEL | 4 | EA | 11,000.00 | 44,000 | *** |
| **12" LC** | | | | | | **13,725** | |
| **YARD PIPING PLAN 3** | | | | | | **13,725** | |
| | | 12" C153 FOR PVC PIPE MJ BIT COATED / PERMOX LINED DI 90 ELL | 1 | EA | 1,344.97 | 1,345 | |
| | | 12" C153 FOR PVC PIPE MJ BIT COATED / PERMOX LINED DI 45 ELL | 3 | EA | 1,215.95 | 3,648 | |
| | | 12" WEDGE FITTING RESTRAINT MJ GLAND PACK-SBR GASKET-COR-BLUE B&N'S-FOR CI OD PVC PIPE | 6 | EA | 208.00 | 1,248 | |

| | | | | | | | |
|---|---|---|---|---|---|---|---|
| | | 12" SERRATED RESTRAINT HARNESS W\304 SSTL B&N'S-FOR CIOD PVC PIPE | 5 | EA | 641.00 | 3,205 | |
| | | 12" DR18/ PR235 C900 BJ GSKT PVC PIPE-GREEN | 100 | FT | 42.79 | 4,279 | |
| **12" REJ** | **ADD1** | | | | | **28,946** | |
| **YARD PIPING PLAN 3** | **ADD1** | | | | | **28,946** | |
| | ADI | 12" PC350 DUCTILE IRON PIPE PUSH JNT PERMOX LINED-BITUMINOUS COATED | 120 | FT | 115.64 | 13,877 | |
| | ADI | 12" REST JNT GASKETS SBR | 4 | EA | 254.69 | 1,019 | |
| | ADI | 12" C153 MJ BIT COATED / PERMOX LINED DI 90 ELL | 1 | EA | 1,395.89 | 1,396 | |
| | ADI | 12" C153 MJ BIT COATED / PERMOX LINED DI 45 ELL | 7 | EA | 1,262.06 | 8,834 | |
| | ADI | 12" WEDGE FITTING RESTRAINT MJ GLAND PACK-SBR GASKET-COR-BLUE B&N'S-FOR DI PIPE | 20 | EA | 191.00 | 3,820 | |
| **16" AGI** | | | | | | **307,188** | *** |
| **AGS INFLUENT PS** | | | | | | **307,188** | *** |
| | | 16" X 1'6" DI SPOOL PIECE PERMOX LINED W/ 125# FLG X FLG | 4 | EA | 2,240.25 | 8,961 | |
| | | 16" X 2'0" DI SPOOL PIECE PERMOX LINED W/ 125# FLG X FLG | 8 | EA | 2,466.85 | 19,735 | |
| | | 16" X 2'0" DI SPOOL PIECE PERMOX LINED W/ 125# FLG X FLG W/(1) 1/2" FPT TAP | 4 | EA | 2,805.46 | 11,222 | |
| | | 16" X 2'6" DI SPOOL PIECE PERMOX LINED W/ 125# FLG X FLG W/(1) 2" FPT TAP | 4 | EA | 3,032.06 | 12,128 | |
| | | 16" X 3'0" DI SPOOL PIECE PERMOX LINED W/ 125# FLG X FLG | 8 | EA | 2,921.34 | 23,371 | |
| | | 16" X 1'0" DI SPOOL PIECE PERMOX LINED W/ 125# FLG X PE | 4 | EA | 1,245.01 | 4,980 | |
| | | 16" C110 FLG PRIME COATED / PERMOX LINED DI 90 ELL | 8 | EA | 3,126.81 | 25,014 | |
| | | 16" C110 FLG PRIME COATED / PERMOX LINED DI TEE | 4 | EA | 4,323.78 | 17,295 | |
| | | 16" C110 BLIND FLG PRIME COATED / PERMOX LINED DI BLIND FLG W-2" IP TAP | 4 | EA | 2,562.98 | 10,252 | |
| | | 16" FLG ACC PKS - 316 B8M SSTL HEAVY HEX - CL 125/150 FLANGE W/ SBR GASKET (DI X CV) | 8 | EA | 333.53 | 2,668 | |
| | | 16" FLG ACC PKS - 316 B8M SSTL HEAVY HEX - CL 125/150 FLANGE W/ SBR GASKET (DI X DI) | 32 | EA | 333.53 | 10,673 | |
| | | 16" FLG ACC PKS - 316 B8M SSTL HEAVY HEX - CL 125/150 FLANGE W/ SBR GASKET (DI X FCA) | 4 | EA | 333.53 | 1,334 | |
| | | 16" FLG ACC PKS - 316 B8M SSTL HEAVY HEX - CL 125/150 FLANGE W/ SBR GASKET (DI X PMP) | 8 | EA | 333.53 | 2,668 | |
| | | 16" FLG ACC PKS - 316 B8M SSTL HEAVY HEX - CL 125/150 FLANGE W/ SBR GASKET (DI X PV) | 16 | EA | 333.53 | 5,336 | |
| | | 16" WEDGE ACTION REST FCA DI BODY FOR DI PIPE SIZE W/ 316 SSTL T-BOLTS & NUTS - SBR GASKETS | 4 | EA | 2,692.09 | 10,768 | |
| | | 16" 125LB FLG IRON BODY PLUG VALVE 100% PORT W/ GEAR OPERATOR/ HANDWHEEL | 4 | EA | 7,750.00 | 31,000 | VERIFY TAG NUMBERS; P&ID I34.001 NOT INCLUDED IN PLAN SET |
| | | 16" 125LB FLG IRON BODY PLUG VALVE 100% PORT W/ GEAR OPERATOR/ CHAIN WHEEL (7'10" CL-AFF) | 4 | EA | 8,875.00 | 35,500 | |
| | | 16" 125/150LB FLG IRONBODY AWWA SWING CHECK VALVE W/ OL & W-NO LIMIT SWITCH | 4 | EA | 18,570.29 | 74,281 | VERIFY TAG NUMBERS; P&ID I34.001 NOT INCLUDED IN PLAN SET |
| **16" AGI, 2" ARV** | | | | | | **4,176** | *** |
| **AGS INFLUENT PS** | | | | | | **4,176** | *** |
| | | 2" X 4" DIELECTRIC THREADED NIPPLE | 4 | EA | 49.92 | 200 | |
| | | 2" X 6" 316 SSTL SCH 40 THREADED NIPPLE | 4 | EA | 15.70 | 63 | |
| | | 2" 2 PIECE THREADED 316 STAINLESS BALL VALVE W/ LEVER OP | 4 | EA | 234.75 | 939 | |
| | | 2" IRONBODY - VALVE ONLY WASTEWATER AIR RELEASE W/ FIP THREADED INLET & OUTLET | 4 | EA | 743.75 | 2,975 | VERIFY TAG NUMBERS; P&ID I34.001 NOT INCLUDED IN PLAN SET |
| **16" AGI, 2" BLV** | | | | | | **1,139** | |
| **AGS INFLUENT PS** | | | | | | **1,139** | |
| | | 2" X 4" DIELECTRIC THREADED NIPPLE | 4 | EA | 49.92 | 200 | |
| | | 2" 2 PIECE THREADED 316 STAINLESS BALL VALVE W/ LEVER OP | 4 | EA | 234.75 | 939 | |
| **16" AGI, PIA** | | | | | | **522** | |
| **AGS INFLUENT PS** | | | | | | **522** | |
| | | 1/2" X 3" DIELECTRIC THREADED NIPPLE | 4 | EA | 16.37 | 65 | |
| | | 1/2" 316 SSTL 150# THREADED TEE | 4 | EA | 4.63 | 19 | |
| | | 1/2" X 4" 316 SSTL SCH 40 THREADED NIPPLE | 12 | EA | 3.58 | 43 | |
| | | 1/2" 2 PIECE THREADED 316 STAINLESS BALL VALVE W/ LEVER OP | 8 | EA | 49.43 | 395 | |
| **16" ALP** | | | | | | **4,112** | |
| **AGS BLOWERS** | | | | | | **4,112** | |
| | | 16" FLG ACC PKS - 316 B8M SSTL HEAVY HEX - CL 125/150 FLANGE W/VITON TORUSEAL GASKET (SST X SST) | 3 | EA | 1,370.61 | 4,112 | |
| **16" WLC** | *** | | | | | **234,615** | |
| **YARD PIPING PLAN 3** | *** | | | | | **69,919** | |
| | | 16" PC350 DUCTILE IRON PIPE PUSH JNT PERMOX LINED-BITUMINOUS COATED | 240 | FT | 169.34 | 40,642 | |
| | | 16" REST JNT GASKETS SBR | 12 | EA | 590.33 | 7,084 | |
| | | 16" C153 MJ BIT COATED / PERMOX LINED DI 90 ELL | 1 | EA | 2,377.06 | 2,377 | |
| | ADI | 16" C153 MJ BIT COATED / PERMOX LINED DI 45 ELL | 7 | EA | 1,971.20 | 13,798 | |
| | ADI | 16" WEDGE FITTING RESTRAINT MJ GLAND PACK-SBR GASKET-COR-BLUE B&N'S-FOR DI PIPE | 17 | EA | 354.00 | 6,018 | |
| **AGS BASINS** | | | | | | **164,696** | |
| | | 16" X 2'6" DI SPOOL PIECE PERMOX LINED W/ 125# FLG X FLG | 3 | EA | 2,693.45 | 8,080 | |
| | | 16" X 8'6" DI SPOOL PIECE PERMOX LINED W/ 125# FLG X FLG | 3 | EA | 5,416.51 | 16,250 | |
| | | 16" X 19'0" DI SPOOL PIECE PERMOX LINED W/ 125# FLG X FLG | 10 | EA | 10,181.55 | 101,816 | |
| | | 16" X 5'0" DI SPOOL PIECE PERMOX LINED W/ 125# FLG X PE | 1 | EA | 3,060.38 | 3,060 | |
| | | 16" C110 FLG PRIME COATED / PERMOX LINED DI 90 ELL | 1 | EA | 3,126.81 | 3,127 | |
| | | 16" C110 FLG PRIME COATED / PERMOX LINED DI 45 ELL | 3 | EA | 2,674.14 | 8,022 | |
| | | 16" C110 FLG PRIME COATED / PERMOX LINED DI TEE | 3 | EA | 4,323.78 | 12,971 | |
| | | 16" C110 BLIND FLG PRIME COATED / PERMOX LINED DI BLIND FLG | 1 | EA | 2,363.98 | 2,364 | |
| | | 16" FLG ACC PKS - 316 B8M SSTL HEAVY HEX - CL 125/150 FLANGE W/ SBR GASKET (DI X DI) | 27 | EA | 333.53 | 9,005 | |
| **20" ALP** | | | | | | **45,903** | |

| | | | | | | | |
|---|---|---|---|---|---|---|---|
| **AGS BLOWERS** | | | | | **45,903** | | |
| | | 20" FLG ACC PKS - 316 B8M SSTL HEAVY HEX - CL 125/150 FLANGE W/VITON TORUSEAL GASKET (SST X EJ) | 6 | EA | 1,851.35 | 11,108 | |
| | | 20" FLG ACC PKS - 316 B8M SSTL HEAVY HEX - CL 125/150 FLANGE W/VITON TORUSEAL GASKET (SST X SST) | 1 | EA | 1,851.35 | 1,851 | |
| | | 20" FLG X FLG-304 STAINLESS STEEL EXPANSION JNT-BELLOWS TYPE W/ SSTL 304 CTRL HARNESSING | 3 | EA | 10,981.25 | 32,944 | |
| **20" WAS** | | | | | **230,092** | | *** |
| **AGS BASINS** | | | | | **204,260** | | |
| | | 20" X 10'6" DI SPOOL PIECE PERMOX LINED W/ 125# FLG X FLG W/(1) 2" FPT TAP | 3 | EA | 8,762.73 | 26,288 | |
| | | 20" X 19'0" DI SPOOL PIECE PERMOX LINED W/ 125# FLG X FLG | 10 | EA | 13,478.84 | 134,788 | |
| | | 20" X 5'0" DI SPOOL PIECE PERMOX LINED W/ 125# FLG X PE | 1 | EA | 4,081.38 | 4,081 | |
| | | 20" C110 FLG PRIME COATED / PERMOX LINED DI TEE | 3 | EA | 6,929.30 | 20,788 | |
| | | 20" C110 BLIND FLG PRIME COATED / PERMOX LINED DI BLIND FLG | 1 | EA | 4,337.47 | 4,337 | |
| | | 20" FLG ACC PKS - 316 B8M SSTL HEAVY HEX - CL 125/150 FLANGE W/ SBR GASKET (DI X DI) | 19 | EA | 735.62 | 13,977 | |
| **WAS SURGE TANK PS** | | | | | **25,832** | | *** |
| | | 20" C110 FLG PRIME COATED / PERMOX LINED DI 90 ELL | 1 | EA | 5,056.65 | 5,057 | |
| | | 20" X 3'0" FLG X WC X FLG WALL PIPE PERMOX LINED (DWG. M00.504/6) (PARTIALLY SUBMERGED) | 1 | EA | 4,568.05 | 4,568 | |
| | | 20" FLG ACC PKS - 316 B8M SSTL HEAVY HEX - CL 125/150 FLANGE W/ SBR GASKET (DI X DI) | 1 | EA | 735.63 | 736 | |
| | | 20" FLG ACC PKS - 316 B8M SSTL HEAVY HEX - CL 125/150 FLANGE W/ SBR GASKET (DI X PV) | 2 | EA | 735.63 | 1,471 | |
| | | 20" 125LB FLG IRON BODY PLUG VALVE 100% PORT W/ GEAR OPERATOR/ HANDWHEEL | 1 | EA | 14,000.00 | 14,000 | PV-37001 |
| **20" WAS, 2" BLV** | | | | | **854** | | *** |
| **AGS BASINS** | | | | | **854** | | *** |
| | | 2" X 4" DIELECTRIC THREADED NIPPLE | 3 | EA | 49.92 | 150 | |
| | | 2" 2 PIECE THREADED 316 STAINLESS BALL VALVE W/ LEVER OP | 3 | EA | 234.75 | 704 | *** |
| **24" AGE** | *** | | | | **430,805** | | |
| **YARD PIPING PLAN 4** | *** | | | | **208,794** | | |
| | | 24" PC250 DUCTILE IRON PIPE PUSH JNT PERMOX LINED-BITUMINOUS COATED | 460 | FT | 274.01 | 126,045 | |
| | | 24" REST JNT GASKETS SBR | 23 | EA | 1,145.40 | 26,344 | |
| | | 24" C153 MJ BIT COATED / PERMOX LINED DI 90 ELL | 2 | EA | 5,089.29 | 10,179 | |
| | ADI | 24" C153 MJ BIT COATED / PERMOX LINED DI 45 ELL | 8 | EA | 3,849.61 | 30,797 | |
| | ADI | 24" WEDGE FITTING RESTRAINT MJ GLAND PACK-SBR GASKET-COR-BLUE B&N'S-FOR DI PIPE | 20 | EA | 771.50 | 15,430 | |
| **YARD PIPING PLAN 5** | *** | | | | **170,871** | | |
| | | 24" PC250 DUCTILE IRON PIPE PUSH JNT PERMOX LINED-BITUMINOUS COATED | 320 | FT | 274.01 | 87,683 | |
| | | 24" REST JNT GASKETS SBR | 16 | EA | 1,145.40 | 18,326 | |
| | ADI | 24" C153 MJ BIT COATED / PERMOX LINED DI 45 ELL | 10 | EA | 3,849.61 | 38,496 | |
| | | 24" C153 MJ BIT COATED / PERMOX LINED DI LONG SLEEVE | 1 | EA | 3,533.95 | 3,534 | |
| | ADI | 24" WEDGE FITTING RESTRAINT MJ GLAND PACK-SBR GASKET-COR-BLUE B&N'S-FOR DI PIPE | 22 | EA | 771.50 | 16,973 | |
| | | 30" X 1'6" PE X WC X PE 316 SSTL WALL SLEEVES | 1 | EA | 4,787.50 | 4,788 | |
| | | 24" MODEL S-316 MODULAR SEAL FOR DI/CI OD PVC/DIPS HDPE FOR STEEL WALL SLEEVE (QUOTED PER LINK-REQUIRES 32 EA-LS-475S LINKS PER SEAL) | 64 | EA | 16.73 | 1,071 | |
| **AGS BASINS** | | | | | **51,140** | | |
| | | 24" X 5'0" DI SPOOL PIECE PERMOX LINED W/ 125# FLG X FLG | 1 | EA | 6,454.24 | 6,454 | |
| | | 24" X 16'0" DI SPOOL PIECE PERMOX LINED W/ 125# FLG X FLG | 1 | EA | 14,616.98 | 14,617 | |
| | | 24" X 5'0" DI SPOOL PIECE PERMOX LINED W/ 125# FLG X PE | 1 | EA | 5,102.37 | 5,102 | |
| | | 24" C110 FLG PRIME COATED / PERMOX LINED DI 90 ELL | 2 | EA | 7,787.06 | 15,574 | |
| | | 24" X 3'0" FLG X WC X PE WALL PIPE PERMOX LINED (DWG. M00.504/5) | 1 | EA | 4,400.68 | 4,401 | |
| | | 24" FLG ACC PKS - 316 B8M SSTL HEAVY HEX - CL 125/150 FLANGE W/ SBR GASKET (DI X DI) | 5 | EA | 998.33 | 4,992 | |
| **24" AGI** | *** | | | | **268,098** | *** | |
| **YARD PIPING PLAN 1** | *** | | | | **71,800** | | |
| | | 24" PC250 DUCTILE IRON PIPE PUSH JNT PERMOX LINED-BITUMINOUS COATED | 100 | FT | 274.01 | 27,401 | |
| | | 24" REST JNT GASKETS SBR | 5 | EA | 1,145.40 | 5,727 | |
| | | 24" C153 MJ BIT COATED / PERMOX LINED DI 90 ELL | 1 | EA | 5,089.29 | 5,089 | |
| | ADI | 24" C153 MJ BIT COATED / PERMOX LINED DI 45 ELL | 5 | EA | 3,849.61 | 19,248 | |
| | | 24" C153 MJ BIT COATED / PERMOX LINED DI LONG SLEEVE | 1 | EA | 3,533.95 | 3,534 | |
| | ADI | 24" WEDGE FITTING RESTRAINT MJ GLAND PACK-SBR GASKET-COR-BLUE B&N'S-FOR DI PIPE | 14 | EA | 771.50 | 10,801 | |
| **AGS INFLUENT PS** | | | | | **193,983** | *** | |
| | | 24" X 2'6" DI SPOOL PIECE PERMOX LINED W/ 125# FLG X FLG | 1 | EA | 4,598.95 | 4,599 | |
| | | 24" X 3'6" DI SPOOL PIECE PERMOX LINED W/ 125# FLG X FLG | 1 | EA | 5,341.84 | 5,342 | |
| | | 24" X 7'6" DI SPOOL PIECE PERMOX LINED W/ 125# FLG X FLG | 2 | EA | 8,309.53 | 16,619 | |
| | | 24" X 8'0" DI SPOOL PIECE PERMOX LINED W/ 125# FLG X FLG | 4 | EA | 8,680.33 | 34,721 | |
| | | 24" X 9'6" DI SPOOL PIECE PERMOX LINED W/ 125# FLG X FLG W/4 EA 4" TOL & 2 EA 2" TOL | 1 | EA | 15,215.67 | 15,216 | REF DRWG M34.301, SECTION C. CONTRACTOR TO VERIFY SIZE OF OUTLETS. NOT CALLED OUT ON DRAWING |
| | | 24" X 5'0" DI SPOOL PIECE PERMOX LINED W/ 125# FLG X PE | 1 | EA | 5,102.36 | 5,102 | |
| | | 24" C110 FLG PRIME COATED / PERMOX LINED DI 90 ELL | 1 | EA | 7,787.05 | 7,787 | |
| | | 24" X 16" C110 FLG PRIME COATED / PERMOX LINED DI 90 ELL | 2 | EA | 7,187.31 | 14,375 | |
| | | 24" C110 FLG PRIME COATED / PERMOX LINED DI TEE | 1 | EA | 10,811.85 | 10,812 | |

| | | | | | | | |
|---|---|---|---|---|---|---|---|
| | 24" X 16" C110 FLG PRIME COATED / PERMOX LINED DI TEE | 6 | EA | 7,802.84 | 46,817 | | |
| | 24" C110 BLIND FLG PRIME COATED / PERMOX LINED DI BLIND FLG W-2" IP TAP | 1 | EA | 6,839.40 | 6,839 | | |
| | 24" FLG ACC PKS - 316 B8M SSTL HEAVY HEX - CL 125/150 FLANGE W/ SBR GASKET (DI X DI) | 19 | EA | 998.32 | 18,968 | | |
| | 24" FLG ACC PKS - 316 B8M SSTL HEAVY HEX - CL 125/150 FLANGE W/ SBR GASKET (DI X FCA) | 1 | EA | 998.33 | 998 | | |
| | 24" WEDGE ACTION REST FCA DI BODY FOR DI PIPE SIZE W/ 316 SSTL T-BOLTS & NUTS - SBR GASKETS | 1 | EA | 5,787.20 | 5,787 | | |
| **AGS BASINS** | | | | | **2,315** | | |
| | 24" WEDGE FITTING RESTRAINT MJ GLAND PACK-SBR GASKET-COR-BLUE B&N'S-FOR DI PIPE | 3 | EA | 771.50 | 2,315 | | |
| **24" AGI, 2" ARV** | | | | | **1,044** | *** | |
| **AGS INFLUENT PS** | | | | | **1,044** | *** | |
| | 2" X 4" DIELECTRIC THREADED NIPPLE | 1 | EA | 49.93 | 50 | | |
| | 2" X 6" 316 SSTL SCH 40 THREADED NIPPLE | 1 | EA | 15.70 | 16 | | |
| | 2" 2 PIECE THREADED 316 STAINLESS BALL VALVE W/ LEVER OP | 1 | EA | 234.75 | 235 | | |
| | 2" IRONBODY - VALVE ONLY WASTEWATER AIR RELEASE W/ FIP THREADED INLET & OUTLET | 1 | EA | 743.75 | 744 | VERIFY TAG NUMBERS; P&ID I34.001 NOT INCLUDED IN PLAN SET | |
| **24" WAS** | | | | | **56,526** | | *** |
| **AGS BASINS** | | | | | **56,526** | | *** |
| | 24" X 16" C110 FLG PRIME COATED / PERMOX LINED DI 90 ELL | 3 | EA | 7,187.31 | 21,562 | | |
| | 24" X 20" C110 FLG PRIME COATED / PERMOX LINED DI 90 ELL | 3 | EA | 7,661.48 | 22,984 | | |
| | 24" FLG ACC PKS - 316 B8M SSTL HEAVY HEX - CL 125/150 FLANGE W/ SBR GASKET (DI X PV) | 12 | EA | 998.33 | 11,980 | | |
| | 24" 125LB FLG IRON BODY PLUG VALVE 100% PORT W/ EMO/ OPEN-CLOSE SERVICE (BY OTHERS) | 6 | EA | - | - | | *** |
| **30" AGI** | | | | | **115,176** | | *** |
| **AGS BASINS** | | | | | **115,176** | | *** |
| | 30" X 24" C153 MJ BIT COATED / PERMOX LINED DI CONC RED | 3 | EA | 9,928.01 | 29,784 | | |
| | 30" WEDGE FITTING RESTRAINT MJ GLAND PACK-SBR GASKET-COR-BLUE B&N'S-FOR DI PIPE | 3 | EA | 1,883.50 | 5,651 | | |
| | 30" X 4'0" DI SPOOL PIECE PERMOX LINED W/ 125# FLG X FLG | 1 | EA | 8,926.24 | 8,926 | | |
| | 30" X 4'0" DI SPOOL PIECE PERMOX LINED W/ 125# FLG X PE | 3 | EA | 6,523.76 | 19,571 | | |
| | 30" C110 FLG PRIME COATED / PERMOX LINED DI 90 ELL | 3 | EA | 12,278.95 | 36,837 | | |
| | 30" FLG ACC PKS - 316 B8M SSTL HEAVY HEX - CL 125/150 FLANGE W/ SBR GASKET (DI X DI) | 4 | EA | 1,440.71 | 5,763 | | |
| | 30" FLG ACC PKS - 316 B8M SSTL HEAVY HEX - CL 125/150 FLANGE W/ SBR GASKET (DI X PV) | 6 | EA | 1,440.71 | 8,644 | | |
| | 30" 125LB FLG IRON BODY PLUG VALVE 100% PORT W/ EMO/ OPEN-CLOSE SERVICE (BY OTHERS) | 3 | EA | - | - | | *** |
| **30" WAS** | | | | | **314,653** | | |
| **AGS BASINS** | | | | | **314,653** | | |
| | 30" X 2'0" DI SPOOL PIECE PERMOX LINED W/ 125# FLG X FLG | 6 | EA | 6,864.95 | 41,190 | | |
| | 30" X 3'0" DI SPOOL PIECE PERMOX LINED W/ 125# FLG X FLG (SUBMERGED) | 3 | EA | 7,893.66 | 23,681 | | |
| | 30" C110 FLG PRIME COATED / PERMOX LINED DI 45 ELL (SUBMERGED) | 6 | EA | 11,730.55 | 70,383 | | |
| | 30" C110 FLG PRIME COATED / PERMOX LINED DI TEE | 3 | EA | 18,086.30 | 54,259 | | |
| | 30" X 24" C110 FLG PRIME COATED / PERMOX LINED DI CONC RED | 6 | EA | 10,567.56 | 63,405 | | |
| | 30" X 5'0" FLG X WC X FLG WALL PIPE PERMOX LINED (DWG. M00.504/6) (PARTIALLY SUBMERGED) | 3 | EA | 10,493.12 | 31,479 | | |
| | 30" FLG ACC PKS - 316 B8M SSTL HEAVY HEX - CL 125/150 FLANGE W/ SBR GASKET (DI X DI) | 9 | EA | 1,440.71 | 12,966 | | |
| | 30" FLG ACC PKS - 316 B8M SSTL HEAVY HEX - CL 125/150 FLANGE W/ SBR GASKET (DI X DI) (SUBMERGED) | 9 | EA | 1,440.71 | 12,966 | | |
| | 30" FLG ACC PKS - 316 B8M SSTL HEAVY HEX - CL 125/150 FLANGE W/ SBR GASKET (DI X EQPT) (SUBMERGED) | 3 | EA | 1,440.71 | 4,322 | | |
| **36" AGI** | | | | | **116,543** | | |
| **AGS BASINS** | | | | | **116,543** | | |
| | 36" X 30" C110 FLG PRIME COATED / PERMOX LINED DI 90 ELL | 3 | EA | 18,962.01 | 56,886 | | |
| | 36" X 5'0" FLG X WC X FLG WALL PIPE PERMOX LINED (DWG. M00.504/6) (PARTIALLY SUBMERGED) | 3 | EA | 14,416.14 | 43,248 | | |
| | 36" FLG ACC PKS - 316 B8M SSTL HEAVY HEX - CL 125/150 FLANGE W/ SBR GASKET (DI X DI) | 3 | EA | 2,734.69 | 8,204 | | |
| | 36" FLG ACC PKS - 316 B8M SSTL HEAVY HEX - CL 125/150 FLANGE W/ SBR GASKET (DI X EQPT) (SUBMERGED) | 3 | EA | 2,734.69 | 8,204 | | |
| **MISC** | | | | | **391,743** | *** | |
| **MISCELLANEOUS YARD** | | | | | **2,593** | | |
| | 8 MIL BLACK 20" - 300' 3"-8" DIP | 3 | ROLL | 187.50 | 563 | | |
| | 8 MIL BLACK 34" - 300' 14"-16" DIP | 1 | ROLL | 318.06 | 318 | | |
| | 8 MIL BLACK 54" - 150' 24" DIP | 6 | ROLL | 254.19 | 1,525 | | |
| | 2" X 100' BLACK POLY TAPE | 20 | ROLL | 9.38 | 188 | | |
| **MISCELLANEOUS** | | | | | **389,150** | *** | |
| | STAINLESS STEEL FLANGE ADDER - ADD IF NEEDED | 1 | LS | 53,550.00 | 53,550 | ***ADDER TO REMOVE FIELD WELDING*** | |
| | STAINLESS STEEL PACKAGE PER ATTACHED SCOPE | 1 | LS | 335,600.00 | 335,600 | | |
| **SUBMITTALS AND O&M MANUALS** | | | | | **15,000** | | |
| **SUBMITTALS AND O&M MANUALS** | | | | | **15,000** | | |
| | LINE DRAWINGS | 15 | EA | 1,000.00 | 15,000 | | |
| | O&M MANUAL CHARGE PER SPECIFICATIONS | 1 | EA | - | - | | |
| | **Total** | | | | **2,994,636** | | |

Report by SYSTEM

| | | |
|---|---|---|
| Ductile Iron Pipe Package | $ | 1,877,882 |
| Carbon Steel Fabrication Package | $ | - |
| Stainless Steel Fabrication Package | $ | 389,150 |
| Fiberglass Reinforced Pipe Package | $ | - |
| Process Valve Package | $ | 222,581 |
| Pipe Support Package | $ | - |
| Project Misc Package | $ | 505,023 |
| Additional Packages | $ | - |
| **PACKAGE TOTALS** | **$** | **2,994,636** |

Report by PACKAGE SUMMARY

| ID | DESCRIPTION | AMOUNT |
|---|---|---|
| 0010.000 | DUCTILE IRON PIPE PUSH JNT BITUMINOUS COATED | 363,959 |
| 0090.000 | DUCTILE IRON PIPE GASKETS | 69,565 |
| 0100.000 | C153 MECH JOINT DI FTGS IMP | 176,784 |
| 0120.000 | C153 MECH JOINT FOR PVC PIPE DI FTGS IMP | 19,861 |
| 0300.000 | C153 MJ GLAND PACKS-ACCESS IMP | 1,571 |
| 0360.000 | RESTRAINTS - FITTING / PIPE / COUPLING IMP | 80,780 |
| 0380.000 | UNDERGROUND PIPE ACCESSORIES | 2,593 |
| 0415.000 | FABRICATED DI 125# FLG SPOOLS | 601,104 |
| 0470.000 | C110 FLANGED DI FTGS IMP | 557,088 |
| 0530.000 | FABRICATED DI WALL PIPE | 89,521 |
| 0560.000 | WALL SLEEVES IMP | 5,600 |
| 0580.000 | MODULAR WALL SEALS | 1,295 |
| 0625.000 | 316 STAINLESS STEEL FLANGE PACKS CL 125/150 FLANGE ACCESSORY KITS | 190,903 |
| 0680.000 | LUG SETS (NO GASKET) | 5,806 |
| 0690.000 | STUD KITS W/ GASKET | 498 |
| 0730.000 | FLANGE ISOLATION KIT | 1,075 |
| 0855.000 | FCA NON-RESTRAINED | 10,583 |
| 0880.000 | FCA RESTRAINED DOM | 16,556 |
| 0970.000 | QUICK DISCONNECT FITTINGS | 2,004 |
| 1050.000 | STAINLESS STEEL PIPE EXPANSION JOINTS | 72,713 |
| 1150.000 | PVC PRESSURE PIPE - GASKETED BELL JOINT | 8,613 |
| 1190.000 | PVC / CPVC PRESSURE PIPE - SOLVENT WELD | 1,056 |
| 1200.000 | PVC-CPVC SOLVENT WELD FTGS | 755 |
| 1480.000 | CI / MI / STEEL - FITTINGS & NIPPLES DOM | 1,595 |
| 1500.000 | STAINLESS STEEL PIPE | 14,866 |
| 1520.000 | STAINLESS STEEL FITTINGS & NIPPLES | 1,547 |
| 1560.000 | STAINLESS STEEL PACKAGE | 389,150 |
| 1660.000 | POLY TUBING INSERT FTGS | 263 |
| 1675.000 | WATERWORKS SERVICE BRASS VALVES DOM | 1,128 |
| 1850.000 | SMALL DIAMETER VALVES | 12,687 |
| 1860.000 | SMALL DIAMETER VALVES DOM | 269 |
| 1870.000 | HOSE & ACCESSORIES | 12,435 |
| 1900.000 | FIRE HYDRANTS | 4,117 |
| 2030.000 | PLANT VALVE EXTRAS | 15,000 |
| 2050.000 | MUD VALVES | 16,185 |
| 2145.000 | AWWA GATE VALVES IRONBODY IMP | 10,272 |
| 2210.000 | BUTTERFLY VLV - 316 SSTL HI PERFRM | 44,000 |
| 2310.000 | PLUG VALVES | 93,844 |
| 2430.000 | CHECK VALVES | 79,531 |
| 2470.000 | AIR VALVES | 5,206 |
| 2590.000 | VALVE / CURB BOXES | 6,750 |
| 2610.000 | VALVE ACCESSORIES | 5,509 |

| Total | 2,994,636 |
|---|---|

Big Guy Welding LLC
For Your On-Site Welding and Fabrication Needs
Oxford, FL 34484
Phone: 352-461-3560

# ESTIMATE

ESTIMATE # 6413
DATE: 05/26/2026

TO:
PCL Construction

FOR:
Manatee serwrf ags blower piping mods in Odessa, FL

| DESCRIPTION | HOURS | RATE | AMOUNT |
|---|---|---|---|
| Labor to fab and install stall onsite ags blower stainless piping as highlighted on drawings m35.201, m35.202, m35.301, m35.302, m35.501, m35.502, m35.503, m36.201, m36.301, m36.501. Customer to supply All materials. Big Guy can rent lifting equipment and man lifts or customer may provide.<br><br>Estimated Materials $materials to be supplied by customer.<br>Estimated Labor $ 184,000.00<br>Estimated Equipment Rentals (2 Lulls & 2 manlifts) $72,000.00 | | | |
| | | TOTAL ESTIMATED LABOR COST | $184,000.00 |

.

# PIPING SERVICE, INC.

## Pipe/Custom Fabrication

**100 W. County Road KK,**
**Kaukauna, WI 54130**
**pipingservice.com**

**(920) 766-9445 Phone**
**(920) 766-0116 Fax**


---

**DATE:** 5/22/2026
**PIPING SERVICE, INC. QUOTE NO:** BP 26-866
**PROJECT:** Manatee County SEWRF Phase B
**LOCATION:** Bradenton, Florida
**TYPE OF WORK:** Stainless Steel Pipe Fabrication
**MATERIAL COUNTRY OF ORIGIN:** Globally Sourced Materials (Import)

**Piping Service, Inc.** is pleased to submit a proposal for the above referenced project for a lump sum of **$379,600.00 (Three Hundred Seventy Nine Thousand, Six Hundred Dollars).**

***Due to tariffs on steel and aluminum products entering the United States, PSI's pricing is budgetary and will be required to be requoted prior to award/purchase of materials. No contingencies have been included.***

**PROJECT OPTIONAL PRICING:**

- **Option #1:** Full Immersion Pickling/Passivation **ADD $66,300.00**
  - If this option is not taken, PSI will provide for passivation of welds on the exterior and interior where accessible.

**SCOPE OF WORK:**

- See attached highlighted drawings:
  - Yellow – Stainless Steel Fabrication
  - Pink – Items Specifically Excluded
- Drawing/Specification Comments:
  - PSI's warranty is 1 year from delivery and applies to only PSI's in house shop labor. All other warranty requirements are excluded.
  - The piping is quoted as flanged as shown. If fabricated to the greatest extent is acceptable, a significant deduct could be applied.
  - PSI has included RT testing of 5% of all PSI shop buttwelds. Any other additional or supplementary testing or examination is excluded.
  - All 90-degree elbows are quoted as short radius bends as shown on the drawings, except as noted below. If long radius bends are acceptable, a price deduct could be applied.
    - The 20"x12" reducing elbow is quoted as a long radius 12" 90-degree elbow with a buttwelded 20"x12" concentric reducer.
  - As seen on drawing M36.301, 4 total base elbows are quoted by PSI.
    - Base elbows are quoted as a trunnion style elbow with a short 8" ASTM A312 Grade 304L Sch. 40S Stainless steel pipe support leg and a 3/8" thick ASTM A240 Grade 304L stainless steel base plate with a 2" projection.
  - Except as noted below, all branch connections are quoted as a buttwelded fitting.
    - The 16"x16"x20" branch seen on drawing M35.302 is quoted as nozzle weld fabricated by PSI. Nozzle welds are not quoted as reinforced. This branch will not meet a fitting specification.
    - The 12" 45-laterals will be nozzle weld fabricated by PSI due to lack of availability. Nozzle welds are not quoted as reinforced. This branch will not meet a fitting specification.

        - Due to lack of availability, all 20”x12” branches are quoted as a 20” tee fitting with a buttwelded 20”x16” concentric reducer.
    - Flanges are quoted as slip-on or weldneck flanges at PSI’s discretion.
    - Pipe taps are quoted only where shown on the drawings. Additional taps will be extra.
    - The 4” piping seen on drawings M25.501 though M35.503 is quoted as ending with a plain end at the length shown on the drawings. No pipe taps are quoted by PSI.
    - PSI has quoted as 12” blind flange in lieu of the 12” cap noted on drawing M26.201.
        - All other caps are quoted as a buttwelded cap.
    - Field welding will be required for installation of PSI’s proposed piping fabrication package.
        - Estimated Field Welds: (Reference Only)
            - 4” – 6 Total
            - 8” – 12 Total
            - 16” – 2 Total
            - 20” – 1 Total
        - PSI has not been to the project site and may not be aware of all onsite restrictions or limitations that may affect the allowable spool sizes. Additional field welds may be required.

**ITEMS INCLUDED:**

1. Labor & material for pipe fabrication as described above and shown in highlighted drawings.
2. Stainless Steel Fabrication Notes:
    - Material is quoted as Sch. 10S:
        - ASTM A312 TP 304L Welded Pipe
        - ASTM A403-WP Grade 304L Butt-Welded Fittings
        - ASTM A182 Grade 304L 150# FF Slip-on Flanges
        - ASTM A182 Grade 304L 150# FF Weldneck Flanges Sch. 10S Bore
    - Estimated Linear Feet of Pipe:
        - 4” – 195 Ft
        - 8” – 444 Ft
        - 12” – 173 Ft
        - 16” – 110 Ft
        - 20” – 69 Ft
    - Stainless steel welding utilizing manual GTAW and semi-automatic GMAW, GMAW-RMD, and FCAW processes.
    - Materials will be sourced from multiple manufacturers due to lead times, cost, and availability.
    - Material may be pickled & passivated at the point of manufacture. After PSI fabrication the stainless steel welds are passivated on the exterior and interior where accessible. If full immersion pickling and passivation of stainless steel spools is required after PSI fabrication, please see Option #1 above.
3. Fabrication per ASME B31.3 or ASME B31.1 as applicable per project specifications.
4. Welding qualified per ASME Section IX.
5. Material test reports will be available upon request. Please notify PSI prior to award.
6. Fabrication in accordance with PFI standards.
7. Visual examination of all welds.
8. RT testing of 5% of all PSI shop buttwelds.
9. Plastic/Wood end and flange protection.
10. UA Labels.
11. Freight: an estimated one (1) load is included.
12. Spool Drawings - Approval needed prior to start of fabrication.
    - PSI to provide simple single line Acorn spool fabrication drawings, which show pipe, fittings, flanges, welds, and overall dimensions. These drawings will be produced and piece marked from the IFC orthographic drawings. Our drawings do not show; valves, equipment, supports, elevations, gaskets, couplings, or other misc. items. Drawings will not be to scale.
13. Warranty is one year from the date of delivery to the jobsite and pertains to PSI’s in house labor only.

**ITEMS EXCLUDED:**

1. On-site labor. (Field welding, verification, coordination, dimensioning, layout, etc.)
2. Additional changes to Spool Drawings after initial revisions.

3. Isometric drawings, layout drawings, two line spool drawings, 2D/3D CAD drawings.
4. Material test report tracking.
5. All design, calculations, and engineering.
6. Stress relieving and/or PWHT.
7. Fitting and pipe reinforcement.
8. Nondestructive examination/testing not specifically listed above. (Hydrostatic, PT, MT, hardness, Charpy Impact, etc.)
9. Specialty cleaning or disinfection after fabrication.
10. Exterior/interior painting, lining, insulating or coating.
11. Pipe identification labels, banding, flow direction, etc.
12. End prep for field welding and/or field allowance.
13. I.D. and O.D. blast.
14. I.D and O.D. grinding, blending, or polishing of welds.
15. Full Immersion Pickling/Passivation. See Option #1 above.
16. Pipe and fittings 2" and smaller, and all threaded and socketweld other than olets.
17. Valves, strainers, instruments, equipment, nuts, bolts, gaskets and expansion joints, etc.
18. Disassembly/reassembly of valves and all associated rebuild or packing kits.
19. Pipe supports or hangers, base elbows, mechanical couplings, floor and wall sleeves unless specifically listed above.
20. Specialty flange or end projection beyond wood or plastic listed above. (Dense foam, metal plates, etc.)
21. Any partial or additional loads of freight will be extra.
22. Tarp/Cover for any freight shipments. PSI recommends this for any winter deliveries.
23. Detention fees-standard 2 hours of free time, anything above/beyond at customers cost.
24. Access to PSI's suppliers' and/or manufacturers' facilities for inspection. Inspectors are welcome at PSI with prior written notice.
25. Bonding, Letter of Credit, Bank Guarantee. These can be provided upon request.
26. NSF 61 materials and/or certifications of fabrication.
27. Liquidated damages.
28. Overtime
29. All taxes, licensing, fees, tariffs, or duties.
30. Prevailing Wages. See note #5 below.

**NOTES:**

1. All materials are subject to manufacture imposed surcharges. Due to the current market conditions, this proposal for labor, materials, and subcontractor costs identified above are based upon pricing at the time of the bid. Due to current volatility in the market all pricing is subject to review prior to award and purchase. After this time PSI, may, in good faith, adjust such prices to reflect increases in costs or availabilities of materials. At the time of shipping, any surcharges from our suppliers may be added to the costs of this proposal. No contingencies or speculation for market escalation have been included.
2. Our quotation is based on the following Addenda that have been issued:
   Addenda(s): (1), (2)
3. Piping Service Inc. is not a plan holder and may not be aware of all available plans, specifications and addenda. It is the responsibility of the purchaser to confirm all information is current and correct and all requirements are met to fulfill this bid. Piping Service reserves the right to update this bid when changes are necessary.
4. Fabricated spools will be constructed in lengths up to 45 feet long and 8 feet wide to best fit the transportation available and minimize field assembly.
   - PSI has not visited the jobsite and may not be aware of all conditions or limitations that may restrict spool sizes. Any field weld quantities listed above are for reference only.
5. Labor rates are based on the current Local 400 Union Steamfitter negotiated contract and are valid through May 31, 2026. Any out of state Prevailing Wages above and beyond the Local 400 wage rates, are not included in our pricing. If Prevailing Wages are required, this will be an additional cost to the contract on an actual cost-plus basis.
6. All lead times to be discussed with PSI prior to award.

**TERMS AND CONDITIONS:**

1. The above proposal shall be an inclusive part of any signed or negotiated contract.
2. Payment Terms:
   - Material – Net 30 days upon receipt FOB Kaukauna, WI.
   - Labor – Net 30 days upon shipment to jobsite or upon final inspection if requested to be held by the customer. Held or stored materials or fabrication may incur additional costs.
3. Retainage terms, if required, must be negotiated at the time of award.

Thank you for the opportunity to submit a proposal for your project. Our goal is to perform your work with the finest quality and service available. If you have any questions or comments, please contact the undersigned.

Sincerely,

Christopher Yarbrough
Estimator
Piping Service, Inc.
Email: cyarbrough@pipingservice.com
Ph: (920) 766-9445 Ext. 118
Fax: (920) 766-0116

Piping Service, Inc.
BP 26-866

= STAINLESS STEEL
= SPECIFIC EXCLUDES

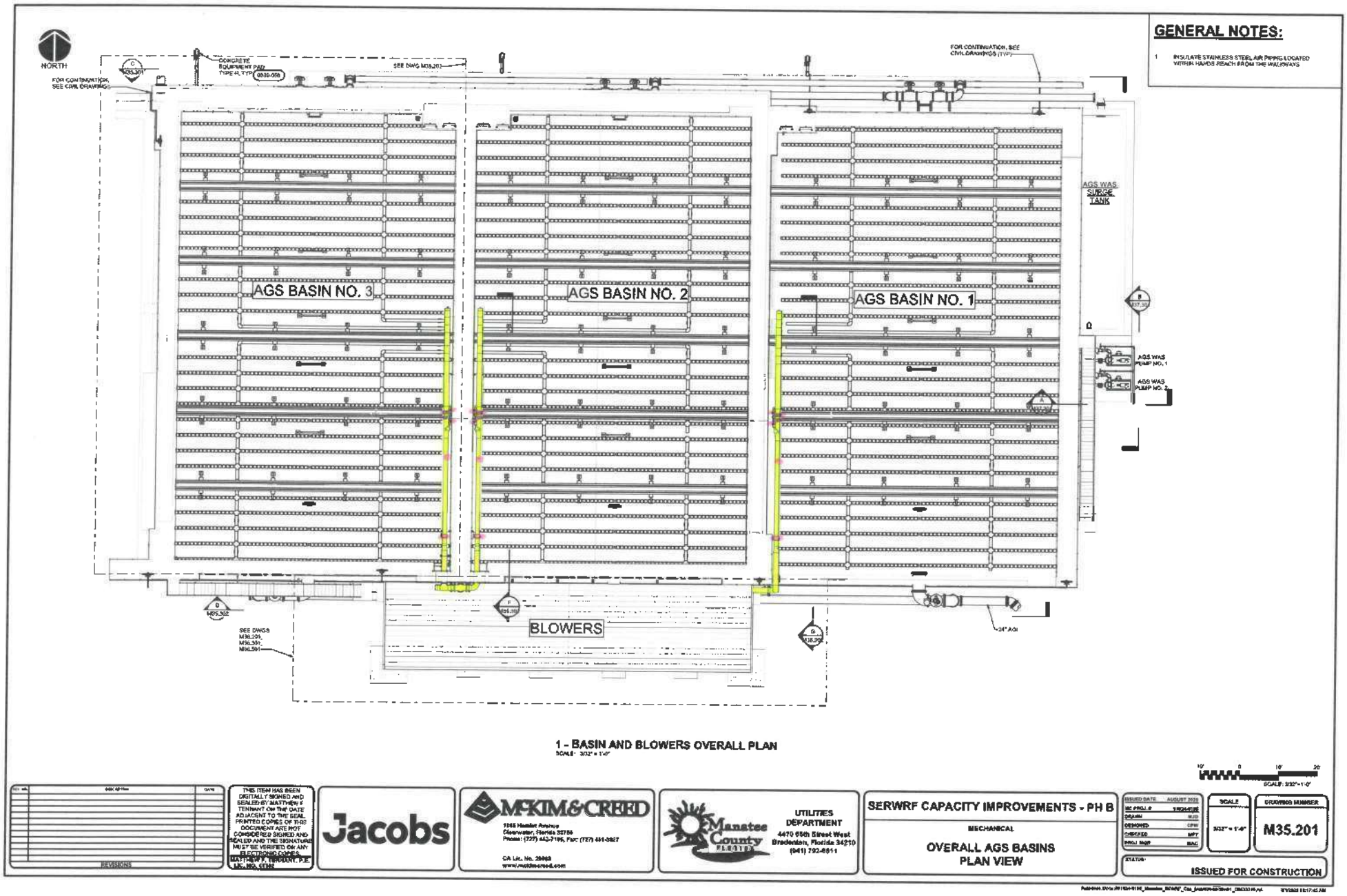

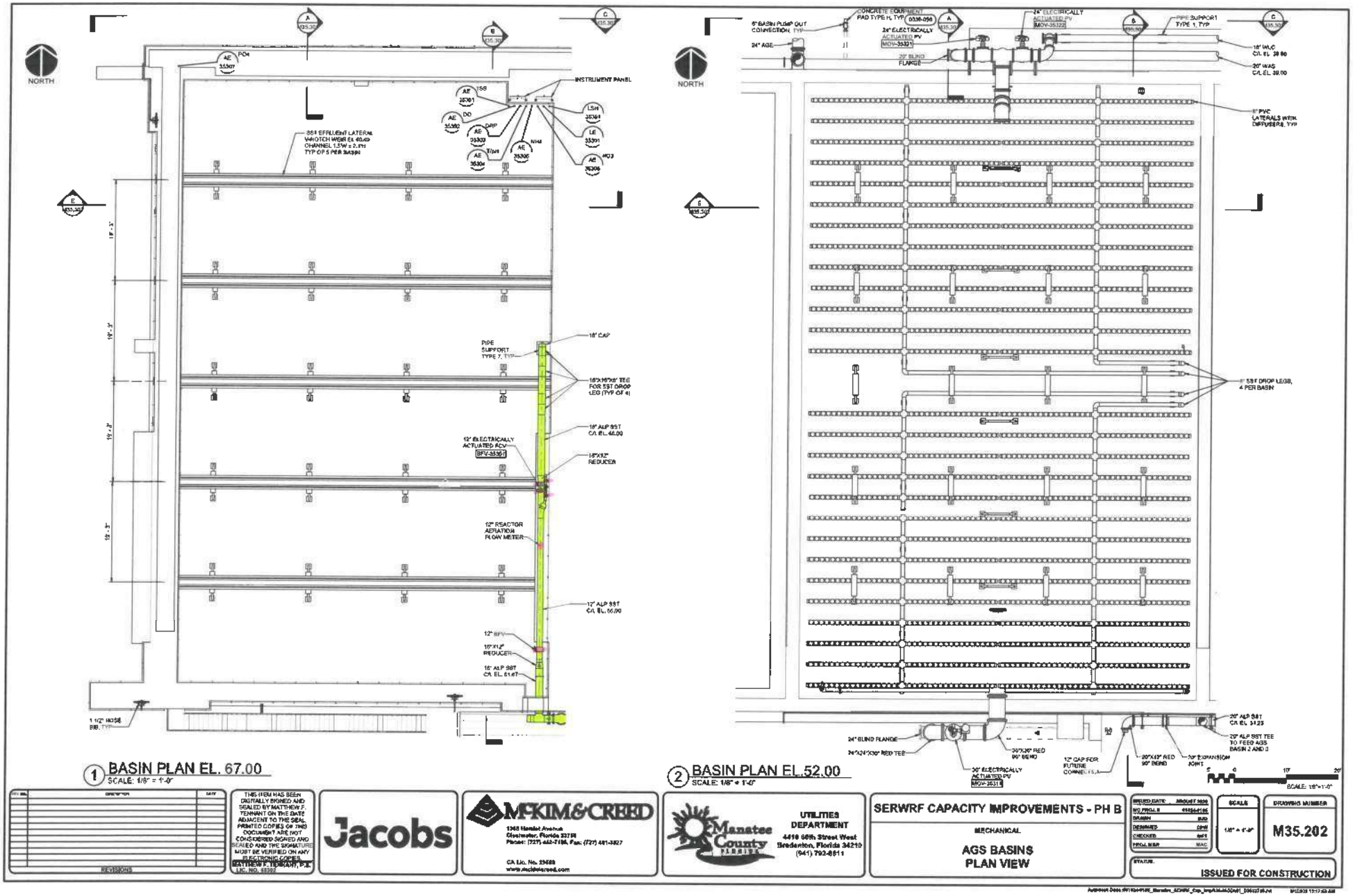
NORTH
INSTRUMENT PANEL
SST EFFLUENT LATERAL WHOTCH WEIR EL 40.49 CHANNEL 1.5'W x 2.1'H TYP OF 5 PER BASIN
PIPE SUPPORT TYPE 7, TYP
16" CAP
16"X16"X8" TEE FOR SST DROP LEG (TYP OF 4)
16" ALP SST CA EL 46.00
12" ELECTRICALLY ACTUATED PCV
16"X12" REDUCER
12" REACTOR AERATION FLOW METER
12" ALP SST CA EL 55.00
12" BFV
16"X12" REDUCER
16" ALP SST CA EL 51.67
1 1/2" HOSE BIB, TYP
1 BASIN PLAN EL. 67.00
SCALE: 1/8" = 1'-0"
CONCRETE EQUIPMENT PAD TYPE H, TYP
6" BASIN PUMP OUT CONNECTION, TYP
24" AGE
24" ELECTRICALLY ACTUATED PV
20" BLIND FLANGE
PIPE SUPPORT TYPE 1, TYP
18" VALC CA EL 39.00
20" WAS CA EL 39.00
6" PVC LATERALS WITH DIFFUSERS, TYP
6" SST DROP LEGS, 4 PER BASIN
24" BLIND FLANGE
24"X24"X30" RED TEE
30"X20" RED 90° BEND
20" ELECTRICALLY ACTUATED PV
12" CAP FOR FUTURE CONNECTION
20"X12" RED 90° BEND
20" EXPANSION JOINT
20" ALP SST CA EL 34.25
20" ALP SST TEE TO FEED AGS BASIN 2 AND 3
2 BASIN PLAN EL.52.00
SCALE: 1/8" = 1'-0"
SCALE: 1/8"=1'-0"
REVISIONS
THIS ITEM HAS BEEN DIGITALLY SIGNED AND SEALED BY MATTHEW F. TENNANT ON THE DATE ADJACENT TO THE SEAL. PRINTED COPIES OF THIS DOCUMENT ARE NOT CONSIDERED SIGNED AND SEALED AND THE SIGNATURE MUST BE VERIFIED ON ANY ELECTRONIC COPIES.
Jacobs
McKIM&CREED
Manatee County FLORIDA
UTILITIES DEPARTMENT
4410 66th Street West
Bradenton, Florida 34210
(941) 792-8811
SERWRF CAPACITY IMPROVEMENTS - PH B
MECHANICAL
AGS BASINS
PLAN VIEW
SCALE
1/8" = 1'-0"
DRAWING NUMBER
M35.202
STATUS
ISSUED FOR CONSTRUCTION

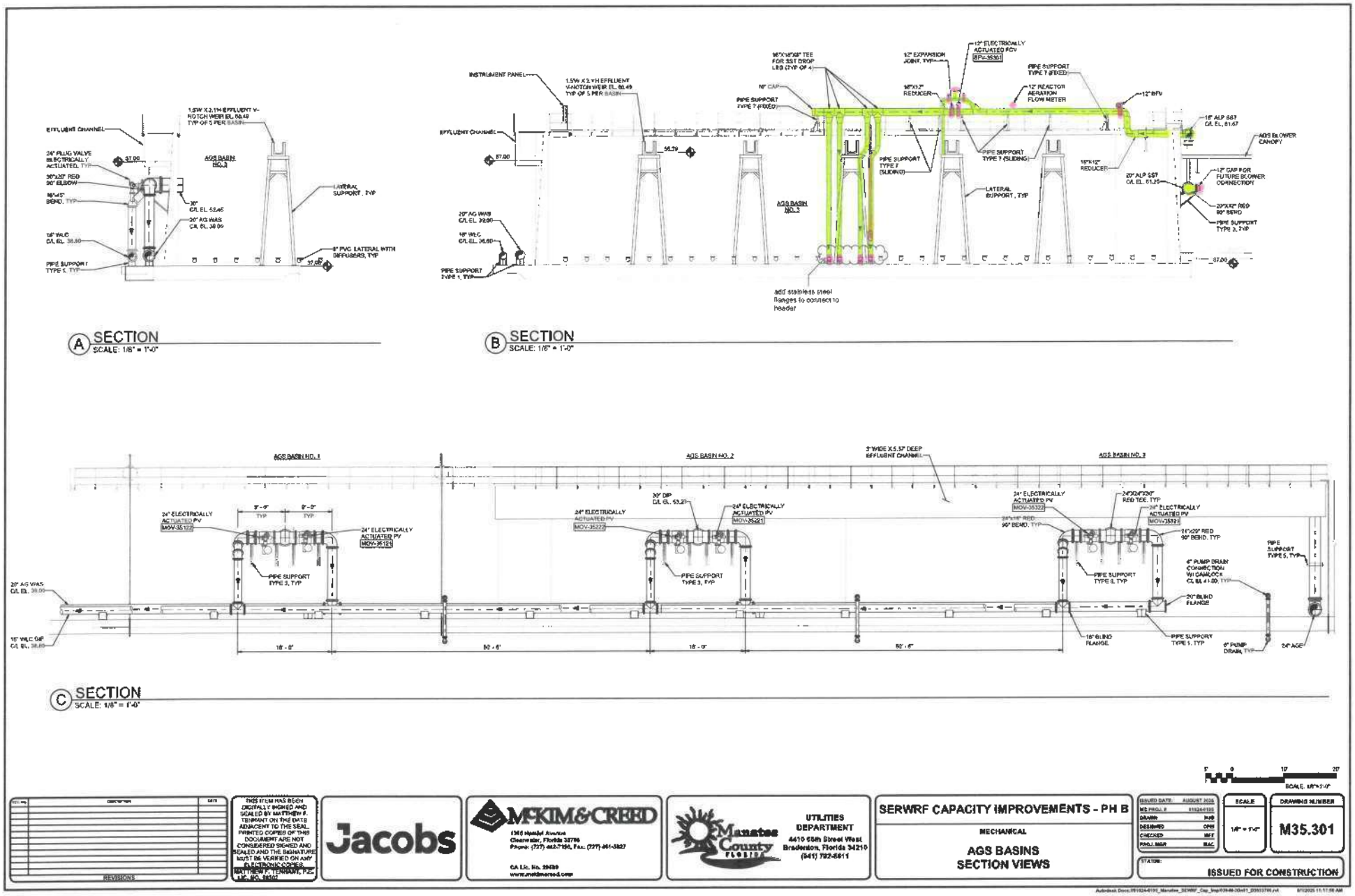
A SECTION
SCALE: 1/8" = 1'-0"
B SECTION
SCALE: 1/8" = 1'-0"
C SECTION
SCALE: 1/8" = 1'-0"
EFFLUENT CHANNEL
AGS BASIN NO. 3
AGS BASIN NO. 1
AGS BASIN NO. 2
AGS BASIN NO. 3
INSTRUMENT PANEL
LATERAL SUPPORT, TYP
PIPE SUPPORT TYPE 1, TYP
PIPE SUPPORT TYPE 3, TYP
PIPE SUPPORT TYPE 5, TYP
PIPE SUPPORT TYPE 7 (SLIDING)
PIPE SUPPORT TYPE 7 (FIXED)
12" EXPANSION JOINT, TYP
12" REACTOR AERATION FLOW METER
12" BFV
AGS BLOWER CANOPY
add stainless steel flanges to connect to header
24" ELECTRICALLY ACTUATED PV
MOV-35122
MOV-35121
MOV-35222
MOV-35221
MOV-35322
MOV-35321
18" BLIND FLANGE
20" BLIND FLANGE
24" AGE
Jacobs
MFKIM&CREED
Manatee County FLORIDA
UTILITIES DEPARTMENT
4410 65th Street West
Bradenton, Florida 34210
(941) 792-8611
SERWRF CAPACITY IMPROVEMENTS - PH B
MECHANICAL
AGS BASINS
SECTION VIEWS
SCALE
1/8" = 1'-0"
DRAWING NUMBER
M35.301
ISSUED FOR CONSTRUCTION
REVISIONS

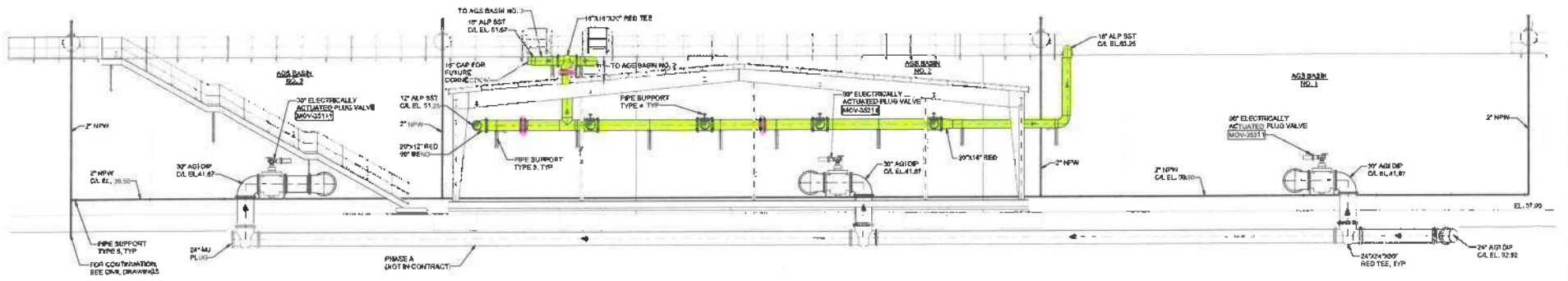


D SECTION
SCALE: 1/8" = 1'-0"

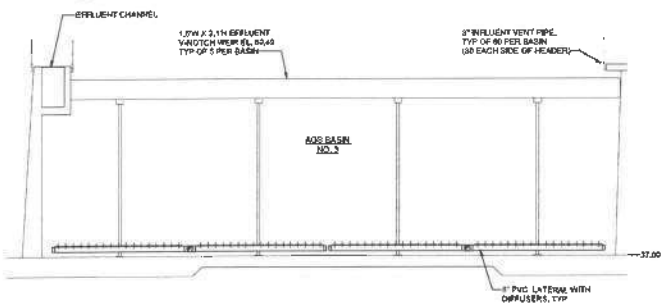


E SECTION
SCALE: 1/8" = 1'-0"

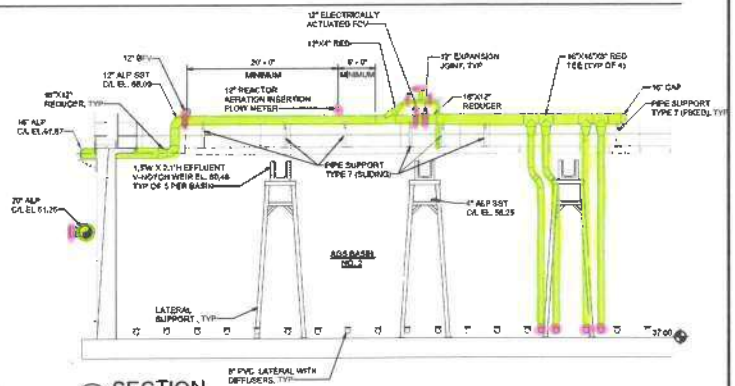


F SECTION
SCALE: 1/8" = 1'-0"

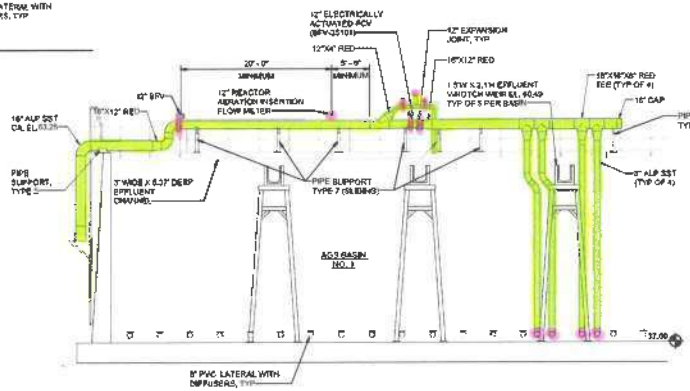


G SECTION
SCALE: 1/8" = 1'-0"

SCALE: 1/8"=1'-0"

REVISIONS

THIS ITEM HAS BEEN DIGITALLY SIGNED AND SEALED BY MATTHEW F. TENNANT ON THE DATE ADJACENT TO THE SEAL. PRINTED COPIES OF THIS DOCUMENT ARE NOT CONSIDERED SIGNED AND SEALED AND THE SIGNATURE MUST BE VERIFIED ON ANY ELECTRONIC COPIES.
MATTHEW F. TENNANT, P.E.
LIC. NO. 82493

Jacobs

McKIM&CREED
1365 Hamlet Avenue
Clearwater, Florida 33755
Phone: (727) 442-7196, Fax: (727) 441-5827
CA Lic. No. 28569
www.mckimcreed.com

Manatee County FLORIDA
UTILITIES DEPARTMENT
4410 66th Street West
Bradenton, Florida 34210
(941) 792-8811

SERWRF CAPACITY IMPROVEMENTS - PH B

MECHANICAL

AGS BASIN SECTION VIEWS

| | |
|---|---|
| SCALE | 1/8" = 1'-0" |
| DRAWING NUMBER | M35,302 |
| STATUS | ISSUED FOR CONSTRUCTION |

## GENERAL NOTES:

1. INSULATE ALL STAINLESS STEEL AIR PIPING LOCATED WITHIN HANDS REACH FROM THE WALK WAYS

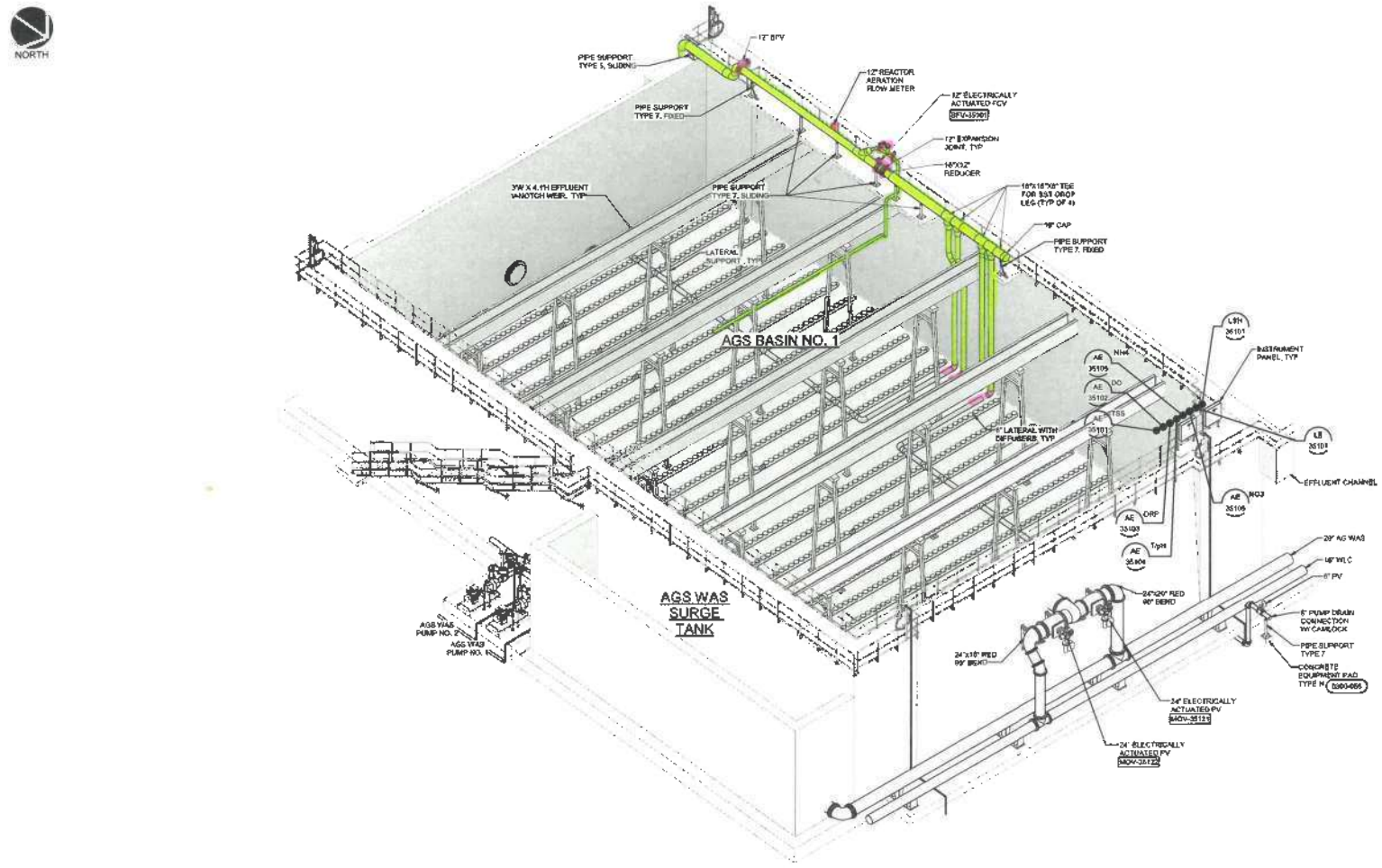


1 - BASIN NO. 1 ISOMETRIC VIEW

SCALE: 1/8"=1'-0"

| REV. NO. | DESCRIPTION | DATE |
|---|---|---|
| | | |

REVISIONS

THIS ITEM HAS BEEN DIGITALLY SIGNED AND SEALED BY MATTHEW F. TENNANT ON THE DATE ADJACENT TO THE SEAL. PRINTED COPIES OF THIS DOCUMENT ARE NOT CONSIDERED SIGNED AND SEALED AND THE SIGNATURE MUST BE VERIFIED ON ANY ELECTRONIC COPIES.
MATTHEW F. TENNANT, P.E.
LIC. NO. 67392

Jacobs

MFKIM&CREED
1365 Hamlet Avenue
Clearwater, Florida 33756
Phone: (727) 442-7196, Fax: (727) 461-3427
CA Lic. No. 26569
www.mckimcreed.com

Manatee County FLORIDA
UTILITIES DEPARTMENT
4410 66th Street West
Bradenton, Florida 34210
(941) 792-8811

SERWRF CAPACITY IMPROVEMENTS - PH B

MECHANICAL

AGS BASIN NO. 1
ISOMETRIC VIEW

| | |
|---|---|
| ISSUED DATE | AUGUST 2020 |
| MC PROJ. # | 0162-0100 |
| DRAWN | MAC |
| REVIEWED | DPW |
| CHECKED | MFT |
| PROJ. MGR. | MAC |

SCALE: 1/8" = 1'-0"

DRAWING NUMBER: M35,501

STATUS: ISSUED FOR CONSTRUCTION

## GENERAL NOTES:

1 INSULATE ALL STAINLESS STEEL AIR PIPING LOCATED WITHIN HANDS REACH FROM THE WALK WAYS

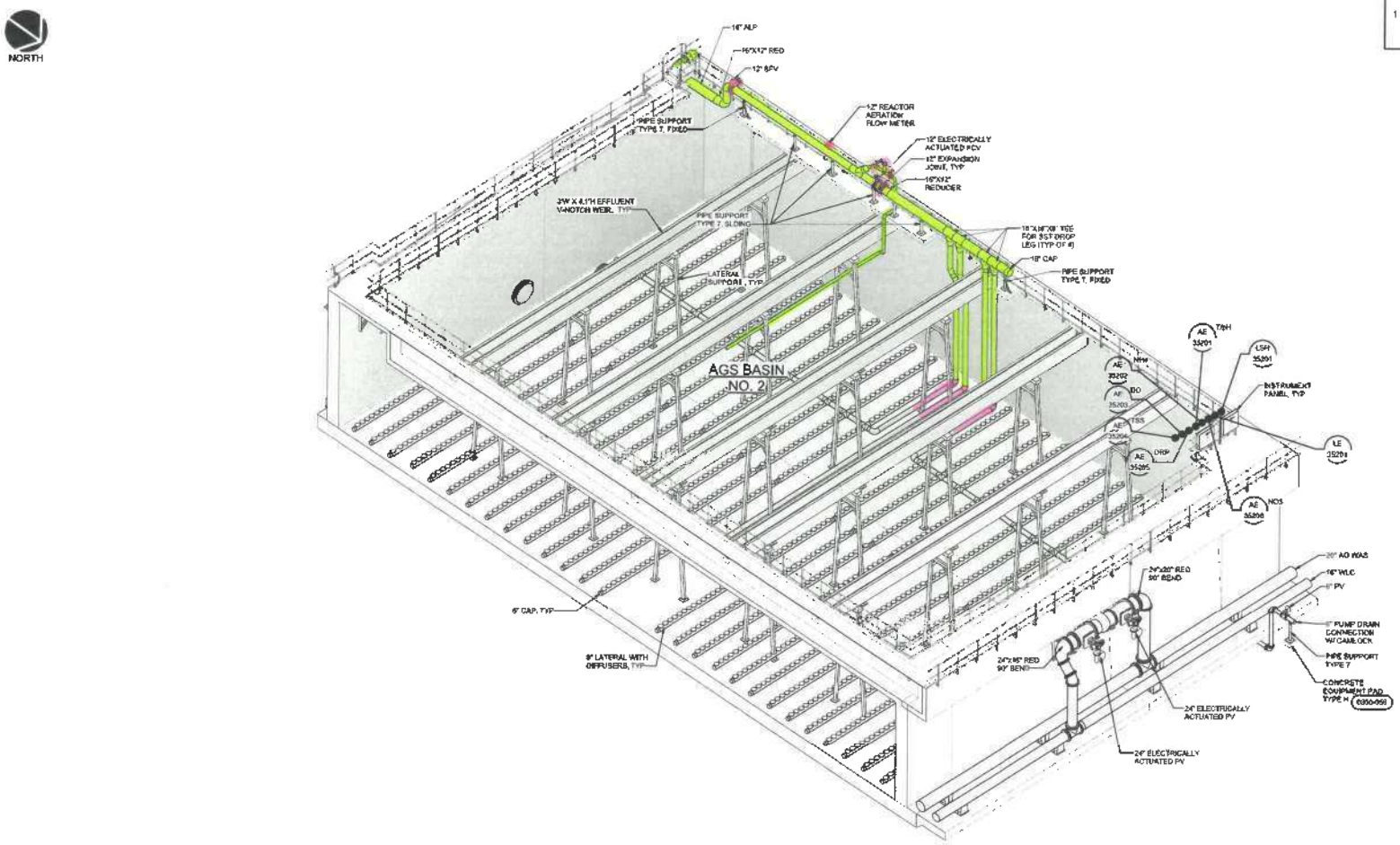


1 - BASIN NO. 2 ISOMETRIC VIEW

SCALE: 1/8"=1'-0"

| REV. NO. | DESCRIPTION | DATE |
|---|---|---|
| | | |

REVISIONS

THIS ITEM HAS BEEN DIGITALLY SIGNED AND SEALED BY MATTHEW F. TENNANT ON THE DATE ADJACENT TO THE SEAL. PRINTED COPIES OF THIS DOCUMENT ARE NOT CONSIDERED SIGNED AND SEALED AND THE SIGNATURE MUST BE VERIFIED ON ANY ELECTRONIC COPIES.
MATTHEW F. TENNANT, P.E.
LIC. NO. 68302

Jacobs

McKIM&CREED
1368 Hamlet Avenue
Clearwater, Florida 33759
Phone: (727) 442-7196, Fax: (727) 491-3627
CA Lic. No. 29589
www.mckimcreed.com

Manatee County FLORIDA
UTILITIES DEPARTMENT
4410 66th Street West
Bradenton, Florida 34210
(941) 792-8811

SERWRF CAPACITY IMPROVEMENTS - PH B

MECHANICAL

AGS BASIN NO. 2
ISOMETRIC VIEW

| | |
|---|---|
| ISSUED DATE: | AUGUST 2005 |
| MC PROJ. # | 01026-0185 |
| DRAWN | MJD |
| DESIGNED | CPW |
| CHECKED | MFT |
| PROJ. MGR. | MAC |

SCALE: 1/8" = 1'-0"

DRAWING NUMBER: M35.502

STATUS: ISSUED FOR CONSTRUCTION

## GENERAL NOTES:

1. INSULATE ALL STAINLESS STEEL AIR PIPING LOCATED WITHIN HANDS REACH FROM THE WALK WAYS

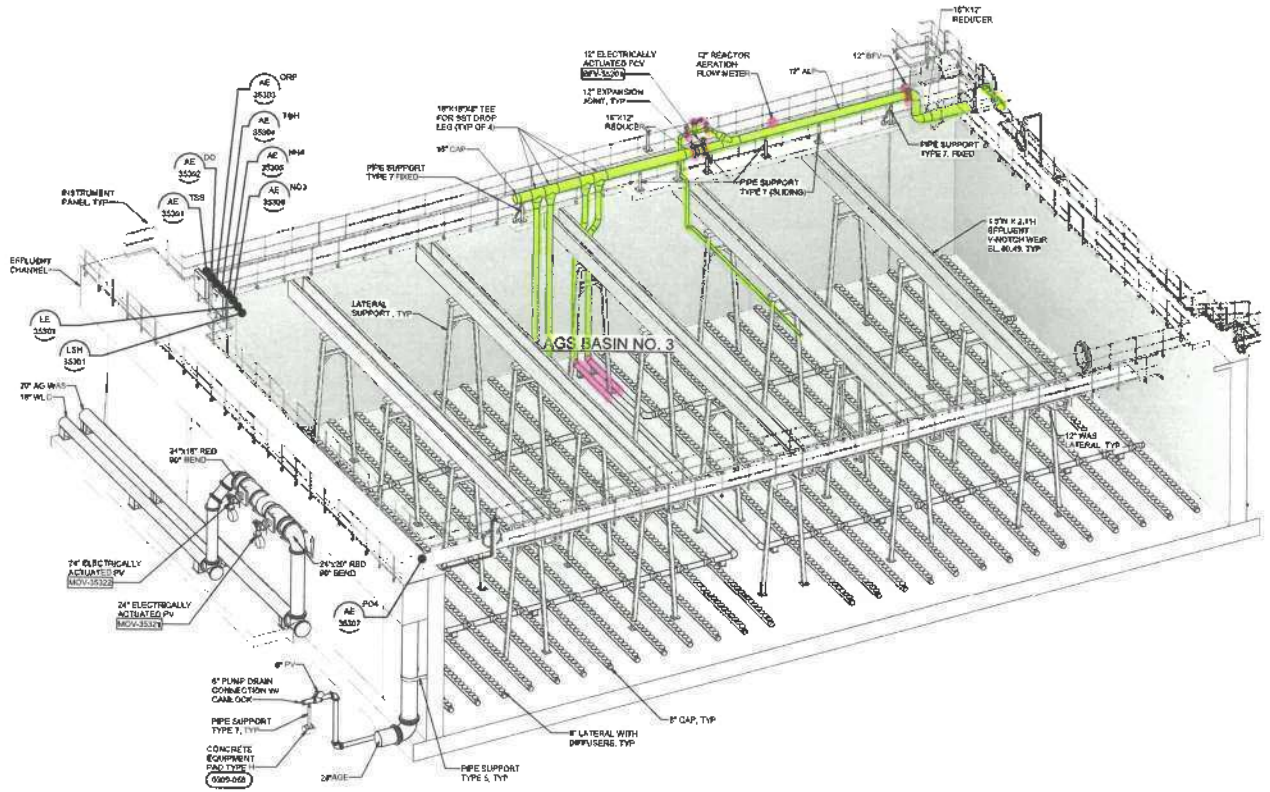


**1 - BASIN NO. 3 ISOMETRIC VIEW**
SCALE: 1/8" = 1'-0"

SCALE: 1/8" = 1'-0"

| REVISIONS | | |
|---|---|---|
| NO. | DESCRIPTION | DATE |

THIS ITEM HAS BEEN DIGITALLY SIGNED AND SEALED BY MATTHEW F. TENNANT ON THE DATE ADJACENT TO THE SEAL. PRINTED COPIES OF THIS DOCUMENT ARE NOT CONSIDERED SIGNED AND SEALED AND THE SIGNATURE MUST BE VERIFIED ON ANY ELECTRONIC COPIES.
MATTHEW F. TENNANT, P.E.
LIC. NO. 61328

Jacobs


MCKIM&CREED
1365 Hamlet Avenue
Clearwater, Florida 33756
Phone: (727) 442-7196, Fax: (727) 441-3827
CA Lic. No. 29684
www.mckimcreed.com


Manatee County FLORIDA

UTILITIES DEPARTMENT
4410 66th Street West
Bradenton, Florida 34210
(941) 792-8811

**SERWRF CAPACITY IMPROVEMENTS - PH B**

MECHANICAL

**AGS BASIN NO. 3 ISOMETRIC VIEW**

| | |
|---|---|
| ISSUED DATE: | AUGUST 2022 |
| MC PROJ. # | 0176240125 |
| DRAWN | BJG |
| DESIGNED | GPW |
| CHECKED | BFT |
| PROJ. MGR | RWC |

SCALE: 1/8" = 1'-0"

DRAWING NUMBER: M35.503

STATUS: ISSUED FOR CONSTRUCTION

## GENERAL NOTES:

1. INSULATE ALL STAINLESS STEEL AIR PIPING LOCATED WITHIN HANDS REACH FROM THE WALKWAYS

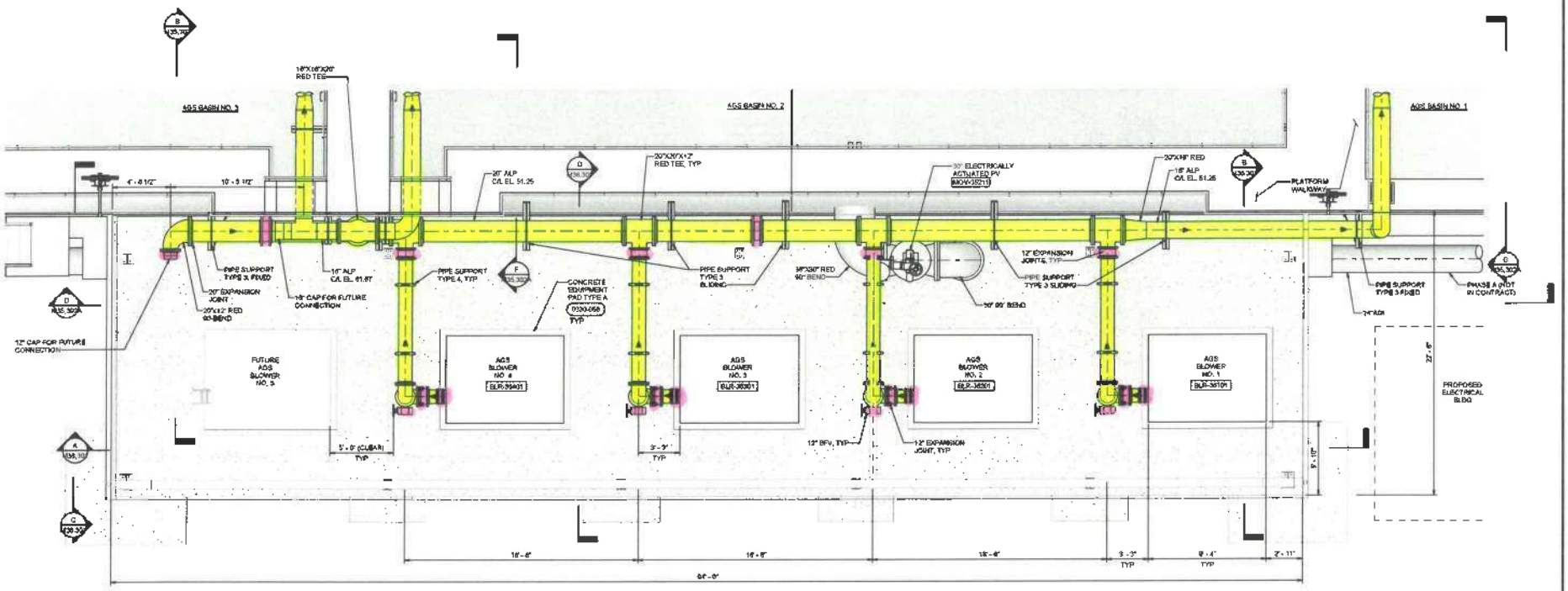


### 4 - AGS BLOWERS PLAN

SCALE: 1/4" = 1'-0"

SCALE 1/4" = 1'-0"

| | | |
|---|---|---|
| REVISIONS | | |

THIS ITEM HAS BEEN DIGITALLY SIGNED AND SEALED BY MATTHEW F. TENNANT ON THE DATE ADJACENT. TO THE SEAL. PRINTED COPIES OF THIS DOCUMENT ARE NOT CONSIDERED SIGNED AND SEALED AND THE SIGNATURE MUST BE VERIFIED ON ANY ELECTRONIC COPIES.
MATTHEW F. TENNANT, P.E.
Lic. NO. 67572

Jacobs

McKIM&CREED
1365 Hamlet Avenue
Clearwater, Florida 33774
Phone: (727) 442-7196, Fax: (727) 461-3627
CA Lic. No. 26668
www.mckimcreed.com

Manatee County FLORIDA
UTILITIES DEPARTMENT
4410 66th Street West
Bradenton, Florida 34210
(941) 792-8811

**SERWRF CAPACITY IMPROVEMENTS - PH B**

MECHANICAL

**AGS BLOWERS PLAN VIEW**

| | |
|---|---|
| MC PROJ # | 21824-016 |
| DRAWN | MJC |
| DESIGNED | CPH |
| CHECKED | MFT |
| PROJ. MGR | MJC |

SCALE: 1/4" = 1'-0"

DRAWING NUMBER: M36.201

STATUS: ISSUED FOR CONSTRUCTION

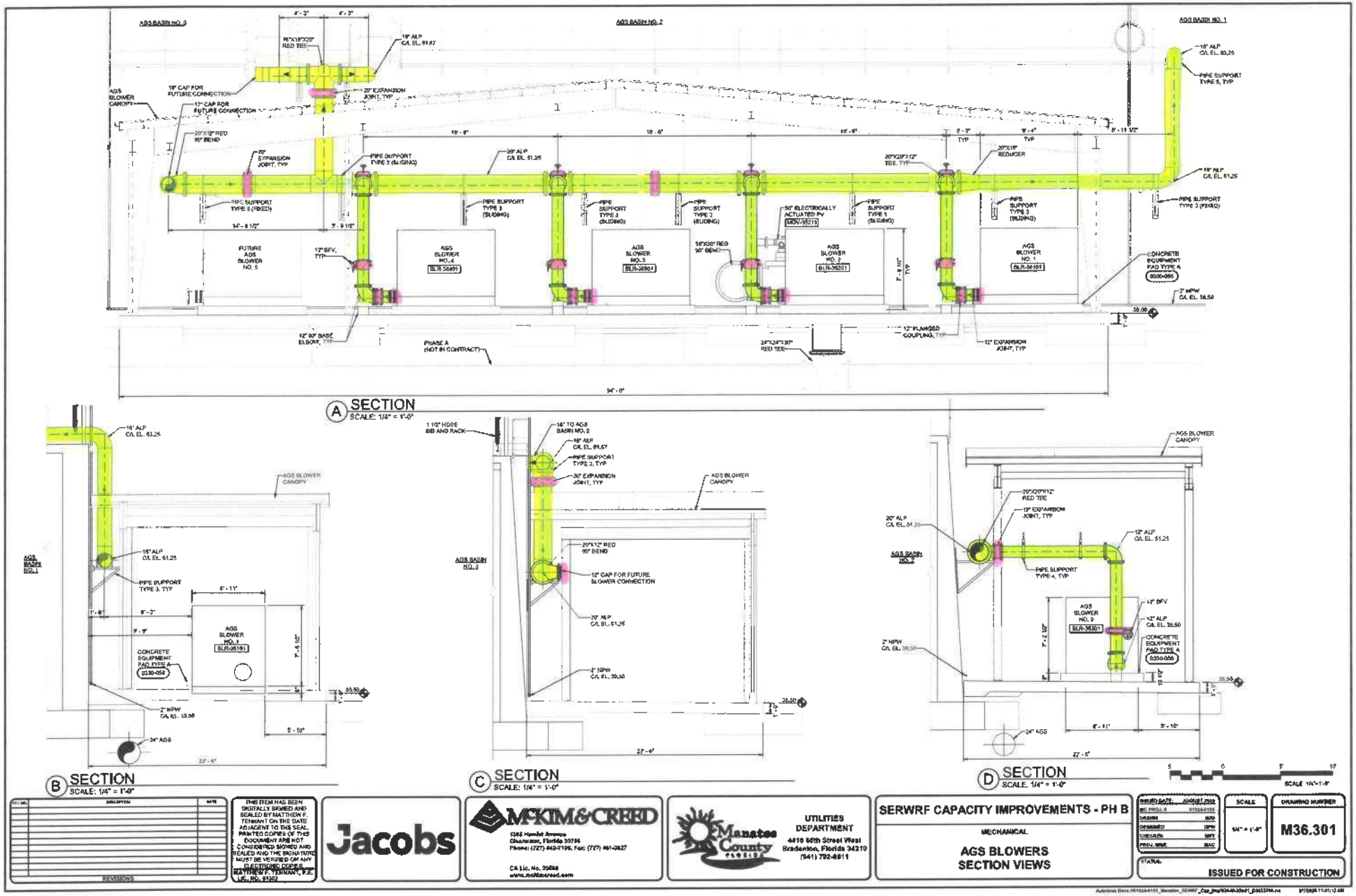
AGS BASIN NO. 3
AGS BASIN NO. 2
AGS BASIN NO. 1
AGS BLOWER CANOPY
FUTURE AGS BLOWER NO. 5
AGS BLOWER NO. 4
AGS BLOWER NO. 3
AGS BLOWER NO. 2
AGS BLOWER NO. 1
PHASE A (NOT IN CONTRACT)
A SECTION
SCALE: 1/4" = 1'-0"
B SECTION
SCALE: 1/4" = 1'-0"
C SECTION
SCALE: 1/4" = 1'-0"
D SECTION
SCALE: 1/4" = 1'-0"
Jacobs
McKIM&CREED
Manatee County FLORIDA
UTILITIES DEPARTMENT
4410 66th Street West
Bradenton, Florida 34210
(941) 792-8811
SERWRF CAPACITY IMPROVEMENTS - PH B
MECHANICAL
AGS BLOWERS SECTION VIEWS
SCALE
DRAWING NUMBER
M36.301
ISSUED FOR CONSTRUCTION

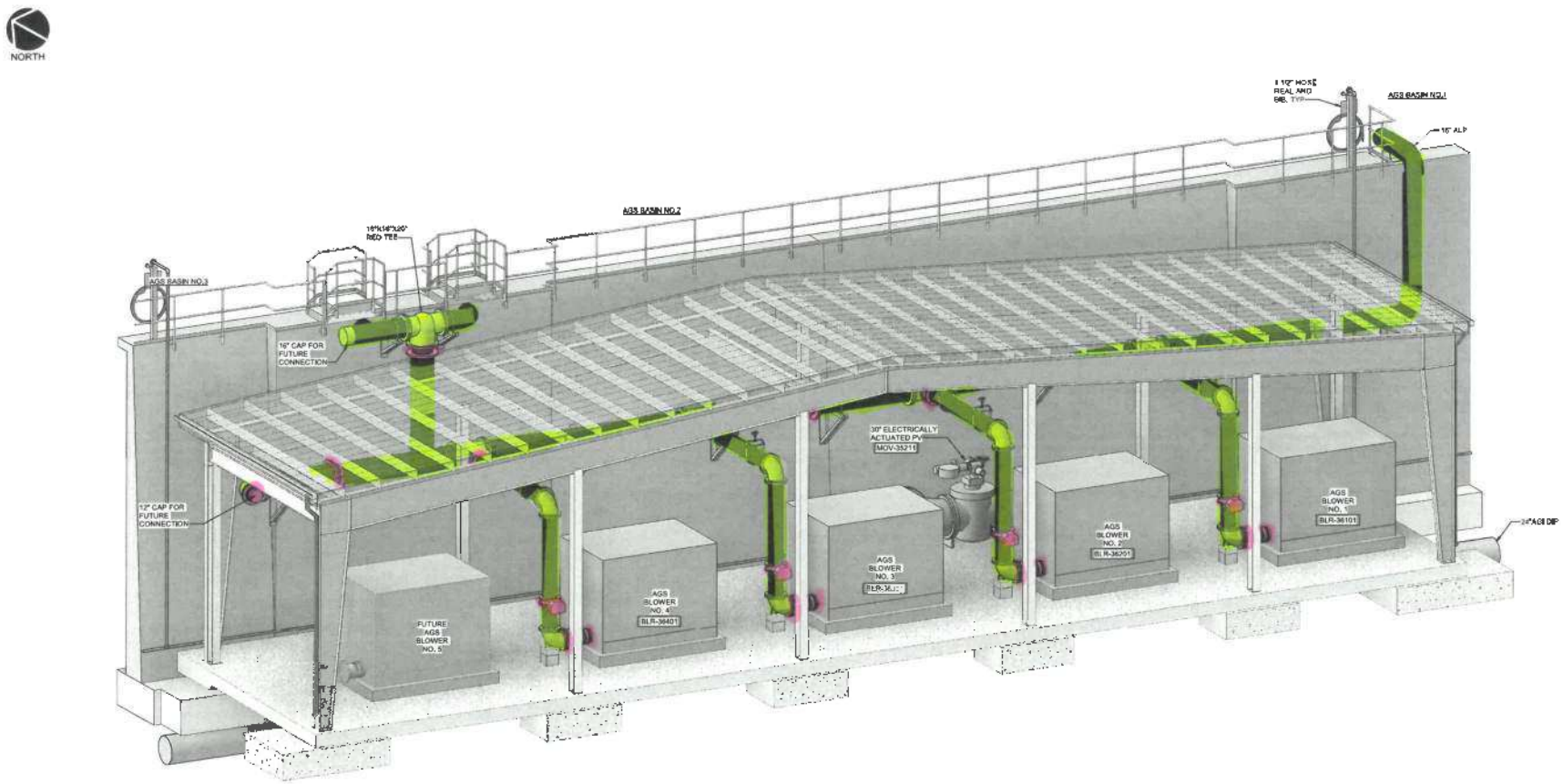


**1 - BLOWERS ISOMETRIC VIEW**

SCALE: 1/4"=1'-0"

| REV. NO. | DESCRIPTION | DATE |
|---|---|---|
| | | |

REVISIONS

THIS ITEM HAS BEEN DIGITALLY SIGNED AND SEALED BY MATTHEW F. TENNANT ON THE DATE ADJACENT TO THE SEAL. PRINTED COPIES OF THIS DOCUMENT ARE NOT CONSIDERED SIGNED AND SEALED AND THE SIGNATURE MUST BE VERIFIED ON ANY ELECTRONIC COPIES.
MATTHEW F. TENNANT, P.E.
LIC. NO. 69302

Jacobs

McKIM&CREED
1365 Hamlet Avenue
Clearwater, Florida 33758
Phone: (727) 442-7196, Fax: (727) 461-3927
CA Lic. No. 25698
www.mckimcreed.com

Manatee County FLORIDA
UTILITIES DEPARTMENT
4410 66th Street West
Bradenton, Florida 34210
(941) 792-8811

SERWRF CAPACITY IMPROVEMENTS - PH B

MECHANICAL

AGS BLOWERS
ISOMETRIC VIEW

| | |
|---|---|
| ISSUED DATE: | AUGUST 2025 |
| MD PROJ. # | 60026-0195 |
| DRAWN | MJD |
| DESIGNED | GPW |
| CHECKED | MPT |
| PROJ. MGR | MAC |

SCALE: 1/4" = 1'-0"

DRAWING NUMBER: M36.501

STATUS: ISSUED FOR CONSTRUCTION

PSI
PIPING SYSTEMS, INC.

Date: 05/25/2026
Estimate #25314S REV.2
(407) 799-33609
JJVelez@pcl.com

PCL Civil Constructors, Inc.
Attn: Javier Velez EIT
1 N. Dale Mabry Highway, Suite 600
Tampa. FL 33609

Re: Manatee County SEWRF, Phase B - SST Shop Fabricated Piping

Dear Javier,

We are pleased to offer our revised budgetary proposal for the fabrication of large bore (4" Ø and larger) stainless-steel piping spools based on the marked-up drawings and specifications received 05/20/2026, and all associated addendums and correspondence received up to this proposal date. Our total lump sum price for this project is:

**One (1) Lot of Fabricated Pipe Spools (est 60)…… $440,000.00**
**(Four Hundred Forty Thousand Dollars)**

**Current material pricing reflects Ex-mill and includes ocean freight. Tariffs and duties are not included in material pricing.**

**All materials "price in effect" at time of order. See fabrication schedule below.**

**Our proposal is based on the documents provided with this inquiry. Our offer complies with the project's specifications and the additional declarations provided below.**

Our proposal **includes** the following:

1. All pipe fabrication conforms to the latest addition of ASME B31.3, P.F.I. Standard ES-3 (PSI is a charter member of PFI), & all our welders and welding procedures are qualified to ASME Section IX.
2. PSI intends to utilize welding procedures written and qualified to ASME Section IX, and the following processes:
    a. GTAW Root / Fill & Cap – Sizes < 3 NPS.
    b. GMAW-S RMD Root / FCAW Fill & Cap – Sizes ≥ 3 NPS – 12 NPS.
    c. GMAW-S RMD Root / FCAW OR SAW Fill & Cap – Sizes ≥ 12 NPS.
3. U. A. Label
4. Shop spool drawings.
5. Plastic end protection.
6. 100% visual, dimensional, & configuration inspections using CWI certified techs.
7. Standard cleaning per PFI ES-5.
8. Certified Material Test Reports (CMTR's).

Our proposal **excludes** the following:

1. Field verification of dimensions.
2. System design.
3. Isometric drawings.(This is a service we can offer for an added fee – PCL to field verify and provide dimensional information – See sample)
4. NDE other than listed above.
5. PWHT & thermal stabilization.
6. Hardness testing.
7. Stress analysis.
8. Hydrostatic pressure & pneumatic pressure testing of spools.
9. PMI (Positive Material Identification).
10. Bolts, nuts, & gaskets.
11. Blind flanges.
12. Threaded pipe & fittings.
13. Pipe supports, shoes, hangers, clamps, guides, & all attachments.
14. All valves, flow elements, strainers, expansion joints, flex connections, orifice flange sets, & other in-line appurtenances.
15. Wall/floor/roof penetrations, water rings, thimbles, & Link Seals.
16. Victaulic type couplings, dresser couplings, & restraint harnesses.
17. Gamma ports/RT ports, thermowells, & jump overs.
18. Galvanizing of pipe supports.
19. Special cleaning & coating of fabrication unless listed above.
20. OD & ID blast cleaning & coating.
21. Any paint safety colors, unless specified above.
22. Immersion pickle passivation & oil pickling.
23. Cathodic protection.
24. Tarping of loads.
25. Overtime.
26. Taxes, duties, & tariffs.
27. Liquidated damages.
28. Bonding.
29. Labor and materials to reseal valves after welding (if applicable).
30. Unique tags / labels for any valves.

**Clarifications:**

1. Based on price and availability material may be provided as domestic and/or import mix, melt unknown – NO CHINESE.
2. Materials are per SECTION 02611- 2.01 “Stainless Steel Pipe and Fittings”.
3. Pricing is based on receipt of the entire order and a single bulk purchase of all materials.
4. Piping Systems, Inc.’s proposal is based on the attached drawing list, PSI MTO list, weld summary list, (Attachments “B”, “C”, & “D”).
5. If applicable, all nozzle welds are priced as stub-on and non-reinforced.

6. For the 20” x 16” bull head tee, we propose a 16” tee – plus one (1) 20” x 16” concentric reducers to make the reduction. All fittings are flanged. An optional way would be to use a 20” tee with two (2) 20” x 16” reducing slip-on flanges for an additional $7,000.00.(See mark-up drawing)
7. We have also added 8” flanges to the down pipes in the basins for installation. (See mark-up)
8. Surcharges and/or tariffs are currently being applied to fuels, nickel bearing alloys and other steel products and may affect the final cost of any plate, structural or tubular steel product. Piping Systems Inc.’s pricing does not include allowance for surcharges and/or tariffs. Surcharges and/or tariffs in effect at the time of shipment from Piping Systems, Inc., or Piping Systems, Inc. vendor, will be billed based on distance, product, and/or weight of each shipment.
   **All material pricing and delivery from our suppliers is subject to prior sale and availability. The pricing established in this proposal may be subject to change due to the current market volatility.**
9. If any customer/owner supplied material is required for fabrication and this material arrives at Piping Systems shop late or with quality issues, at no fault of Piping Systems, the resulting impact to the project is not the responsibility of Piping Systems. Materials will be received and inspected per PSI procedures, and any non-conformance will be reported to the buyer.
10. Use of our standard computer-generated BAR code piece mark adhesive labeling identifying spool number – by your piece mark identification, and all other applicable project information. A label will be placed on both ends of each spool. Any other type of identification marking will be at an additional cost.
11. NDE costs are based on all drawings issued for construction and approved for fabrication upon award, without holds or schedule delays. NDE costs for additional testing due to holds or delays will be billed at cost plus 10%.
12. All NDE and testing of the fabrication, if required, will be performed at Piping Systems, Inc. facilities prior to shipping to the project site. If the buyer elects to perform testing beyond the scope of this agreement after shipment, all expenses for those tests and any associated repair will be billed to the buyer’s account.
13. If required, positive material identification tests will be performed for alloy verification testing using XRF equipment capable only of verifying metallic essential alloying elements within ±10% of ASTM/ASME requirements. Non-metallic elements like carbon cannot be measured with this equipment.
14. Pricing is based on maximizing shop welds to minimize field welds based on a standard legal shipping package of 48’-0” x 8’-0” x 8’-0”.
15. Our proposal is based on reaching a mutually agreeable contract.

**Back Charge Policy for Misfabrication Claims:**

Piping Systems Inc. must be notified immediately of all non-conformance fabrications. Each instance must be authenticated using written notification and pictures submitted to Piping Systems, Inc. for review and assessment. Under no circumstances will PSI accept a back charge that exceeds the total dollar value of the fabrication of the spool in

question. Reasonable and customary industry allowed value for a correction will be set at the following limitation:

Labor: We will allow a maximum of one and a half times (1½x) the PSI labor value per operation (welds, cuts, and bevels) involved in the correction of the spool.
NDE: Our charge to you for the required NDE per the project specifications for the shop fabrication.
Materials: Actual replacement cost with no mark-up.

If Piping Systems, Inc. elects to investigate/ verify the alleged non-conforming spool and subsequently finds that the spool was in fact correctly fabricated, then all costs/ expenses incurred by Piping Systems, Inc. or its subcontractors will be reimbursable by the buyer/ owner.

**Delivery:**

After receipt of purchase order, materials (lead time of std to 8 weeks), and approved for construction drawings delivery of fabrication will begin in 10-12 weeks, plus transportation. Prior to an award / PO, a mutual agreeable deliverables schedule with defined priorities and issued for construction drawings issue dates need to be established. If review and approval of spool drawings by buyer or engineer prior to beginning fabrication is required, the time allowed must be established at time of award. Reviews of more than ten calendar days will have an impact on proposed shipping dates. Materials supplied by the customer must arrive at Piping Systems, Inc. at least eight to ten weeks prior to the proposed delivery of fabrication to the site. Any delay in receiving the materials will have an impact on proposed delivery dates. **Schedule is based on shop workload at time of bid and will need to be evaluated prior to award.**

**Freight:**

All fabrication is quoted F.O.B. – Piping Systems, Inc. The **estimated** cost of freight per load to Bradenton, FL is $7,800.00 and will be invoiced separately. Freight cost includes (2) hours to unload, $175/hour, thereafter. Freight costs are subject to fluctuation due to market factors and are therefore only estimated at the time of quotation. You will be invoiced for the actual fuel costs incurred at the time of shipment, along with an administrative fee of 10% to cover the associated expenses. Piping Systems, Inc. has *estimated* three (3) loads required for this project. If the delivery schedule does not allow for full loads and additional loads are necessary Piping Systems, Inc. will invoice additional loads as stated above.

PSI
PIPING SYSTEMS, INC.

**Proposal Validity:**

This proposal is not firm and is based on reaching a mutually agreeable contract. PSI reserves the right to review material, labor, and freight costs prior to acceptance. **All material must be reconfirmed prior to the award**. If new or additional tariffs are imposed by the United States of America, Piping Systems Inc. reserves the right to pass through any tariffs levied on products to the customer in full on existing and/or future orders. ***ALL MATERIAL PRICING AND DELIVERY WILL BE REVIEWED AT TIME OF ORDER DUE TO THE IMPLICATIONS OF SECTION 232.*** (See attached for General Terms and Conditions)

**Union Affiliation:**

We are affiliated with the United Association (UA) and are signatory to the national minimum standard agreement for a commercial pipe fabrication shop and local agreement with Local #400 in Kaukauna, Wisconsin. All work in our shop will be performed by union craftsmen and each spool piece will bear the union “yellow” label. Our present labor contract expires on May 31, 2027, and contains a “no-strike” clause.

**Terms of Payment:**

We request payment terms of net thirty (30) days subject to interest charges of 1½% per month for payments received after the due date. Electronic payment transfers are acceptable.

Piping Systems, Inc. will invoice 20% of the total contract upon an award.

Piping Systems, Inc. supplied materials will be billed upon receipt at our facility, net-thirty (30) days. The total billed to date will be deducted from the material portion of each invoice until the amount paid to date equals the amount of material cost shipped to date.

The buyer specifically agrees that there will be no set-off of any claims or back charge against invoices. In the event of an invoice being disputed, a charge of 1½ % per month will be added and will be due on the portion of the unpaid balance finally accepted. Piping Systems, Inc. reserves the right to stop work if the buyer does not pay for the work as billed, as set forth above, and such stopping of work shall not be deemed as a breach of contract. Piping Systems, Inc., does not allow any retention or liquidated damages unless so stated in our proposal.

We appreciate the opportunity to be of service and look forward to collaborating with you on this project. If you have any questions or would like to discuss this proposal in further detail, please do not hesitate to contact the undersigned or Mr. Tony Kent at 920-779-9400.

Piping Systems remains committed to the high-quality service which you will experience firsthand. Our years of experience and expertise enable us to meet the requirements of your project.

Best Regards,
PIPING SYSTEMS, INC.

John M. Kreisle

John M. Kreisle
Estimating and Special Project
(920) 779-9400 x 7044
(920) 779-9401 Fax
(920) 427-4777 (Cell)
jkreisle@pipingsystems.com

*Please send future RFQ's to: rfq@pipingsystems.com*

| Drawing Number | REV | Drawing Number | REV |
|---|---|---|---|
| | | | |
| | | | |
| M35.201 | | | |
| M35.202 | | | |
| M35.301 | | | |
| M35.302 | | | |
| M35.501 | | | |
| M35.502 | | | |
| M35.503 | | | |
| M36.201 | | | |
| M36.301 | | | |
| M36.501 | | | |
| | | | |
| SETION 02611 STEEL UTILITY PIPING | | | |
| PART 2 - STAINLESS PIPE & FITTINGS | | | |
| | | | |
| | | | |
| | | | |
| | | | |
| | | | |
| | | | |
| | | | |
| | | | |
| | | | |
| | | | |
| | | | |
| | | | |
| | | | |
| | | | |
| | | | |
| | | | |
| | | | |
| | | | |
| | | | |
| | | | |
| | | | |
| | | | |
| | | | |
| | | | |
| | | | |
| | | | |
| | | | |
| | | | |

PSI PIPING SYSTEMS, INC.

**PCL Construction**
**Manatee County SEWRF**
**Drawing List - Attachment 'B'**
**PSI Estimate #25314S**

05/25/2026

| Drawing Number | REV | Drawing Number | REV |
|---|---|---|---|
| | | | |
| | | | |
| | | | |
| | | | |
| | | | |
| | | | |
| | | | |
| | | | |
| | | | |
| | | | |
| | | | |
| | | | |
| | | | |
| | | | |
| | | | |
| | | | |
| | | | |
| | | | |
| | | | |
| | | | |
| | | | |
| | | | |
| | | | |
| | | | |
| | | | |
| | | | |
| | | | |
| | | | |
| | | | |
| | | | |
| | | | |
| | | | |
| | | | |
| | | | |
| | | | |
| | | | |
| | | | |
| | | | |
| | | | |
| | | | |
| | | | |

PSI PIPING SYSTEMS, INC.

**PCL Construction**
**Manatee County SEWRF**
**Drawing List - Attachment 'B'**
**PSI Estimate #25314S**

05/25/2026

| Drawing Number | REV | Drawing Number | REV |
|---|---|---|---|
| | | | |
| | | | |
| | | | |
| | | | |
| | | | |
| | | | |
| | | | |
| | | | |
| | | | |
| | | | |
| | | | |
| | | | |
| | | | |
| | | | |
| | | | |
| | | | |
| | | | |
| | | | |
| | | | |
| | | | |
| | | | |
| | | | |
| | | | |
| | | | |
| | | | |
| | | | |
| | | | |
| | | | |
| | | | |
| | | | |
| | | | |
| | | | |
| | | | |
| | | | |
| | | | |
| | | | |
| | | | |
| | | | |
| | | | |
| | | | |
| | | | |

PSI PIPING SYSTEMS, INC.

**PCL Construction**
**Manatee County SEWRF**
**MTO List - Attachment 'B'**
**PSI Estimate #25314S**

05/22/2026

| Size | Description | Qty |
|---|---|---|
| | | |
| | MATERIALS ARE PER SECTION 02611 - PART 2.01 | |
| | QUANTITIES HAVE BEEN EXTRACTED FROM THE PCL TAKEOFF SUMMARY | |
| | | |
| 4" | SS, PIPE, SCH 10S ASTM A312 TP 304/L, WELDED, ASME B36.19M | 120 |
| 8" | SS, PIPE, SCH 10S ASTM A312 TP 304/L, WELDED, ASME B36.19M | 360 |
| 12" | SS, PIPE, SCH 10S ASTM A312 TP 304/L, WELDED, ASME B36.19M | 220 |
| 16" | SS, PIPE, SCH 10S ASTM A312 TP 304/L, WELDED, ASME B36.19M | 140 |
| 20" | SS, PIPE, SCH 10S ASTM A312 TP 304/L, WELDED, ASME B36.19M | 80 |
| | | |
| 4" | SS, 90° LR ELL, SCH 10S, ASTM A403 WP 304/L, WELDED, ASME B16.9 | 15 |
| 12" | SS, 90° LR ELL, SCH 10S, ASTM A403 WP 304/L, WELDED, ASME B16.9 | 6 |
| 16" | SS, 90° LR ELL, SCH 10S, ASTM A403 WP 304/L, WELDED, ASME B16.9 | 5 |
| 12" | SS, 90° SR ELL, SCH 10S, ASTM A403 WP 304/L, WELDED, ASME B16.9 | 4 |
| 20" | SS, 90° SR ELL, SCH 10S, ASTM A403 WP 304/L, WELDED, ASME B16.9 | 1 |
| 4" | SS, 45° ELL, SCH 10S, ASTM A403 WP 304/L, WELDED, ASME B16.9 | 3 |
| 8" | SS, 22 1/2° ELL, SCH 10S, ASTM A403 WP 304/L, WELDED, ASME B16.9 | 12 |
| 4" | SS, FULL TEE, SCH 10S, ASTM A403 WP 304/L, WELDED, ASME B16.9 | 3 |
| 16" | SS, FULL TEE, SCH 10S, ASTM A403 WP 304/L, WELDED, ASME B16.9 | 3 |
| 20" | SS, FULL TEE, SCH 10S, ASTM A403 WP 304/L, WELDED, ASME B16.9 | 1 |
| 16" x 8" | SS, REDUCING TEE, SCH 10S, ASTM A403 WP 304/L, WELDED, ASME B16.9 | 12 |
| 20" X 12" | SS, REDUCING TEE, SCH 10S, ASTM A403 WP 304/L, WELDED, ASME B16.9 | 4 |
| 4" | SS, BW CAP, SCH 10S, ASTM A403 WP 304/L, WELDED, ASME B16.9 | 3 |
| 12" | SS, BW CAP, SCH 10S, ASTM A403 WP 304/L, WELDED, ASME B16.9 | 1 |
| 16" | SS, BW CAP, SCH 10S, ASTM A403 WP 304/L, WELDED, ASME B16.9 | 4 |
| 12" X 4" | SS, CONCENTRIC REDUCER, SCH 10S, ASTM A403 WP 304/L, WELDED, ASME B16.9 | 3 |
| 16" X 12" | SS, CONCENTRIC REDUCER, SCH 10S, ASTM A403 WP 304/L, WELDED, ASME B16.9 | 6 |
| 20" X 12" | SS, CONCENTRIC REDUCER, SCH 10S, ASTM A403 WP 304/L, WELDED, ASME B16.9 | 1 |
| 20" X 16" | SS, CONCENTRIC REDUCER, SCH 10S, ASTM A403 WP 304/L, WELDED, ASME B16.9 | 2 |
| 12" X 12" | SS, 45° FULL LATERAL, SCH 10S, ASTM A403 WP 304/L, WELDED, ASME B16.9 | 3 |
| | | |
| 4" | SS, 150# FF SLIP-ON FLANGE, ASTM A182 F304/L, ASME B16.5 | 16 |
| 8" | SS, 150# FF SLIP-ON FLANGE, ASTM A182 F304/L, ASME B16.5 | 28 |
| 12" | SS, 150# FF BLIND FLANGE, ASTM A182 F304/L, ASME B16.5 | 56 |
| 16" | SS, 150# FF BLIND FLANGE, ASTM A182 F304/L, ASME B16.5 | 4 |
| 20" | SS, 150# FF BLIND FLANGE, ASTM A182 F304/L, ASME B16.5 | 24 |
| 4" | SS, 150# FF BLIND FLANGE, ASTM A182 F304/L, ASME B16.5 | 2 |
| 12" | SS, 150# FF BLIND FLANGE, ASTM A182 F304/L, ASME B16.5 | 1 |
| | | |
| | | |

PSI PIPING SYSTEMS, INC.

**PCL Construction**
**Manatee County SERWRF**
**Weld Count List - Attachment 'C'**
**PSI Estimate #25314S**

05/22/2026

| Size | Description | Qty |
|---|---|---|
| | | |
| | SHOP LABOR UNITS - RMD/ FCAW/ SAW STAINLESS | |
| | | |
| 4" | SS, SCH 10S BUTTWELD | 30 |
| 8" | SS, SCH 10S BUTTWELD | 66 |
| 12" | SS, SCH 10S BUTTWELD | 32 |
| 16" | SS, SCH 10S BUTTWELD | 47 |
| 20" | SS, SCH 10S BUTTWELD | 22 |
| | | |
| 4" | SS, SLIP-ON FLANGE WELD (or WN FLG) | 16 |
| 8" | SS, SLIP-ON FLANGE WELD (or WN FLG) | 12 |
| 12" | SS, SLIP-ON FLANGE WELD (or WN FLG) | 114 |
| 16" | SS, SLIP-ON FLANGE WELD (or WN FLG) | 6 |
| 20" | SS, SLIP-ON FLANGE WELD (or WN FLG) | 34 |
| | | |
| | | |
| | | |
| | TOTAL SPOOLS: 60 | |
| | NDE: 100% VISUAL INSPECTION | |
| | | |
| | | |
| | | |
| | | |
| | | |
| | | |
| | | |
| | | |
| | | |
| | | |
| | | |
| | | |
| | | |
| | | |
| | | |
| | | |
| | | |
| | | |
| | | |
| | | |
| | | |

CUT | FIT | FAB | DIM | VISUAL | NDE | HYDRO | SHIP | www.Acompipe.com

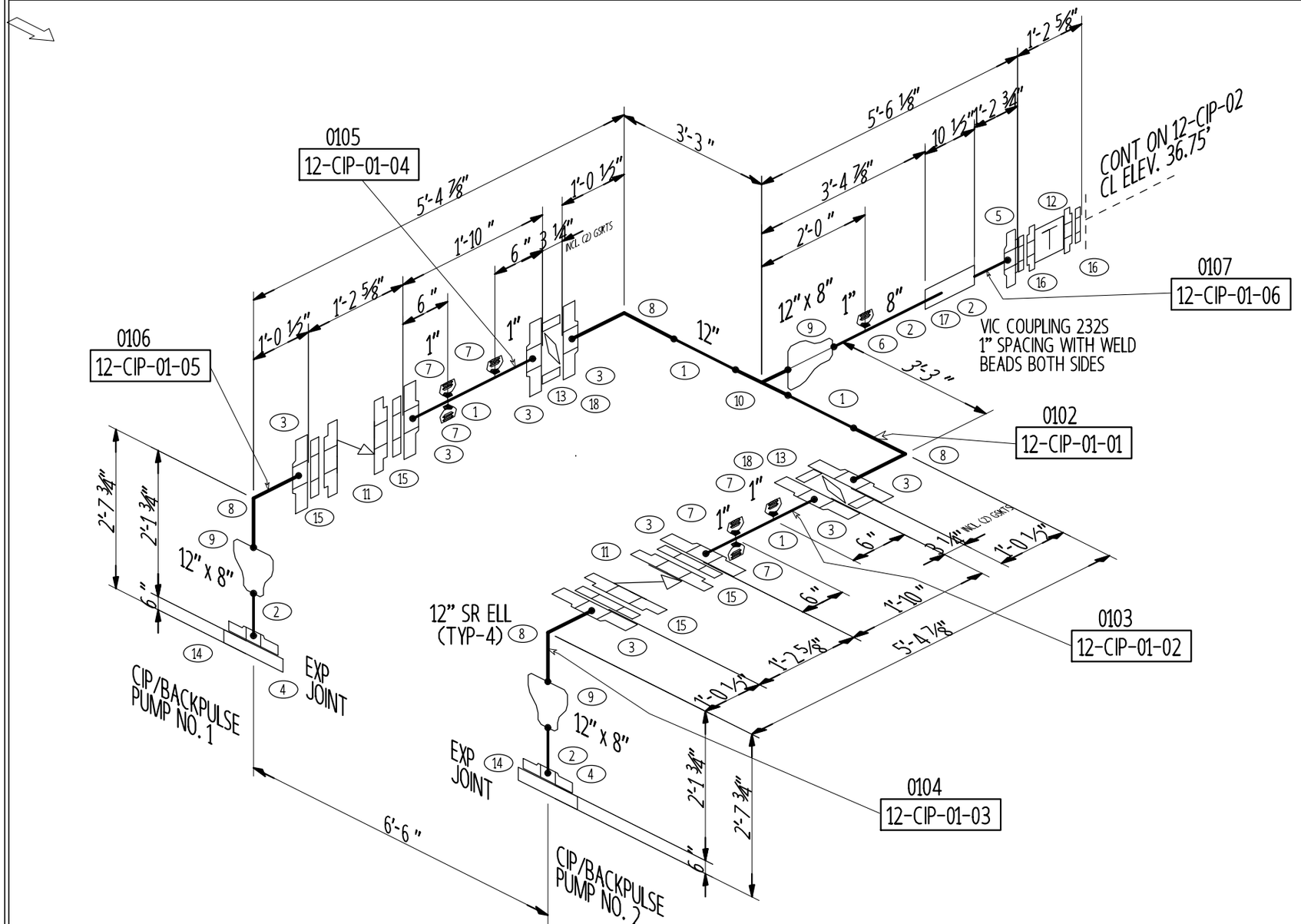


| ITM | QTY | |
|---|---|---|
| | | A312-TP316/316L Pipe |
| 1 | 4 | 12" Sch 10S(.180) Total 6'-4" |
| 2 | 4 | 8" Sch 10S(.148) Total 4'-0 5/16" |
| | | A182-F316L Flanges |
| 3 | 8 | 12" 150# FF Slip-On Flange |
| 4 | 2 | 8" 150# FF Slip-On Flange |
| 5 | 1 | 8" 150# RF Slip-On Flange |
| | | A182-F316L Fittings |
| 6 | 1 | 1" x 8" 3,000# Thredolet |
| 7 | 6 | 1" x 12" 3,000# Thredolet |
| | | A774-WP316L Fittings |
| 8 | 4 | 12" 90 SR Elbow Sch 10S |
| 9 | 3 | 12" x 8" Conc Reducer Sch 10S |
| 10 | 1 | 12" Strt Tee Sch 10S |
| | | Valves |
| 11 | 2 | 12" 150# Check Valve, Dezurik Silent Check |
| 12 | 1 | 8" 150# Flowmeter (FE-25.4049) |
| 13 | 2 | 12" 150# Butterfly Valve, Bray Series 31 |
| | | Miscellaneous |
| 14 | 2 | 8" 150# Expansion Joint, Style 1101 |
| 15 | 4 | 12" 150# FF Gasket, 1/8" Thk |
| 16 | 2 | 8" 150# RF Gasket , 1/8" Thk |
| 17 | 1 | 8" Victaulic Restrained Flex Coupling, Style 232S, 316L SS |
| 18 | 4 | 12" 150# FF Gasket, 1/8" Thk |

| | | | | | | | |
|---|---|---|---|---|---|---|---|
| RT | MT | PWHT NONE | PIPE SPEC 316L | SURF AREA 133.4 sq ft | JOB CODE | PAINT | |
| PT | VISUAL | HYDRO N/A | FAB CODE B31.3 | INSUL | REF DRG 25M04 | REV. 0 | |

WELD PROC.

0 buttwelds

| | | | | |
|---|---|---|---|---|
| | | | DRN | MB |
| | | | DATE | 2023-11-08 |
| 2 | REVISED ISO PER CUSTOMER MARKED UP ISO 5/31/2024 | BLS | 2024-05-31 | CHK |
| 1 | REVISED VICTAULIC CPLG PIPE GAP TO 3/4" | BLS | 2024-05-13 | APP |
| | REVISIONS | BY | CHK DATE | 2024-06-25 |

CLIENT Garney Construction P.O.No.

PROJECT Bee Ridge Expansion

ISO No. 12-CIP-01 REV. 2 SHEET 1 of 1

| DIA-INS | WEIGHT |
|---|---|
| 0.0 | 1710 lb |
| JOB No. | CONTROL No. |
| 23033 | 0007 |

20-PM-05-1

23033-004

| CUT | FIT | FAB | PWHT | PAINT | LDY | SHP | SND |
|---|---|---|---|---|---|---|---|
| RT NOTE 1 | PT NOTE 2 | | | | | | |

| | ITM | QTY | |
|---|---|---|---|
| | | | A312-TP316/316L Pipe |
| D004 | 1 | 1 | 20" Sch 10S(.218) PE x BE 2'-5 1/4" |
| D002 | 2 | 1 | 10" Sch 10S(.165) PE x PE 6 7/8" |
| | | | A182-F316L Flanges |
| D076 | 3 | 1 | 20" 150# FF Slip-On Flange |
| D077 | 4 | 1 | 10" 150# FF Slip-On Flange |
| | | | A182-F316L Fittings |
| D086 | 5 | 1 | 1" x 20" 3,000# Thredolet |
| D086 | 6 | 1 | 1" x 20" 3,000# Thredolet |
| | | | A774-WP316L Fittings |
| D035 | 7 | 1 | 20" x 10" Ecc Reducer Sch 10S |

| WELDS | WELDERS | RT/UT | MT/PT | BHN/PMI | VISUAL |
|---|---|---|---|---|---|
| 1-20" SO | 256 | | | | 5/25 |
| 2-20" BW | 250 | | | | |
| 3-10" BW | 195 | 5/25 | | | |
| 4-10" SO | 195 | | 5/25 | | |
| 5-1" Olet | 256 | | | | |
| 6-1" Olet | 256 | | | | |

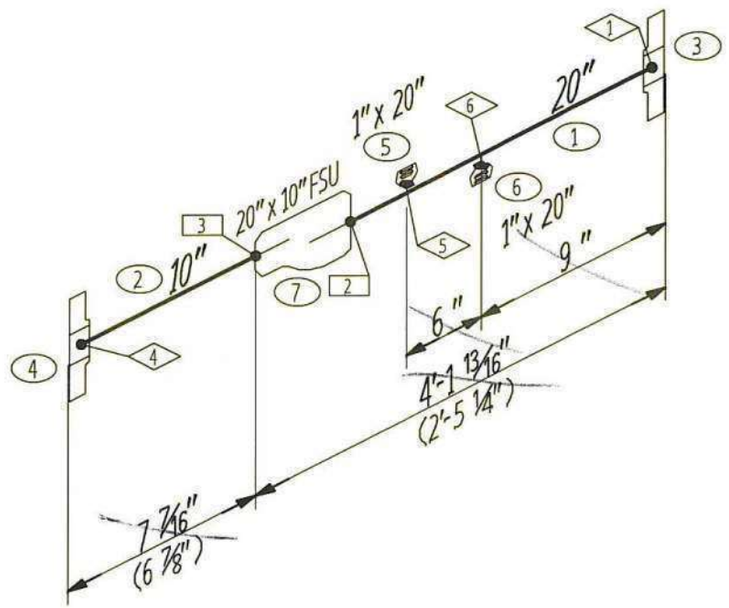


NOTES:
1) 3% RT BUTTWELDS
2) 3% PT NON-BUTTWELDS

| | |
|---|---|
| 1st Procedure | 333,110,0.1 |
| 2nd Procedure | 333,230,0.1 |
| 3rd Procedure | |
| 4th Procedure | |
| 5th Procedure | |
| 6th Procedure | |

2 buttwelds

QA Final
Chad M Vanden Bloomer
CWI 20082821
QC1 EXP. 8/1/2026
5/21/24

23033-000025

| | | | | | | | |
|---|---|---|---|---|---|---|---|
| RT NOTE 1 | MT N/A | PWHT NONE | PIPE SPEC 316L | SURF AREA 39.3 sq ft | | PAINT NONE | |
| PT NOTE 2 | VISUAL 100% | HYDRO N/A | FAB CODE B31.3 | COLOR CODE | REF DRG 20-PM-05 | REV. 3 | |
| WELD PROC. | | | DES PRESS | DES TEMP | | | |

| REVISIONS | BY | CHK | DATE |
|---|---|---|---|
| | | | 2024-05-03 |

| | |
|---|---|
| DRN | HFK |
| DATE | 2024-04-22 |
| CHK | |
| APP | |

PIPING SYSTEMS, INC.
719 Industrial Park Ave.
Hortonville, WI 54944
Ph: (920) 779-9400 Fx. (920) 779-9401

CLIENT Garney P.O.No. 0612R003
PROJECT Bee Ridge
SPOOL 20-PM-05-1
REV. 0
SHEET 1 of 1

| DIA-INS | WEIGHT |
|---|---|
| 64.0 | 383 lb |
| JOB No. 23033 | CONTROL No. 00025 |

23033-000025-000025-323-5285-47918-39112-2024-04-22-PSI-23033

REMIT TO: 4910 W CYPRESS STREET
TAMPA, FL 33607
WAREHOUSE: 6920 N U.S. HWY 41 #1104
APOLLO BEACH, FL 35572
PHONE: 352-861-0067
WWW.ENVIRONMENTAL-MD.COM

# QUOTATION

**DATE:** 11/7/2025, 5/22/2026, 5/22/2026

**TO:** PCL

**ATTN:** Nik Yakubow

**REF:** Manatee County SERWRF Capacity Improvements Project - Phase B

**QUOTE:** EMD-25-487-AP
**REV:** 2
**PHONE:**
**FAX:**
**PAGES:** TWO

EMD is pleased to offer the following:

| Item # | Qty | Product Description - Globally Sourced | Net each | Total |
|---|---|---|---|---|
| 1 | 7 | 12" 150# LUGG HP VALVE BRAY S41 SS/SS/RTFE + GEAR OPP<br>Part Number 411200-11001066<br>S41 12" 316,316,17-4,RTFE/SIL"<br>Bray HPBFV ANSI Class 150. Lug Style.<br>Body: ASTM A351 Gr CF8M Stainless Steel<br>Disc: ASTM A351 Gr CF8M Stainless Steel<br>Stem: 17-4PH Stainless Steel<br>Seat: RTFE with Silicone Rubber Energizer<br>With Handwheel<br>*Lead time: 1-2 weeks*<br>Valve weighs ~ 155 lbs each | $ 4,544.00 | $ 31,808.00 |
| 2 | 3 | 12" 150# LUGG HP VALVE BRAY S41 SS/SS/RTFE + AUMA EMA<br>Part Number 411200-11001066<br>S41 12" 316,316,17-4,RTFE/SIL"<br>Bray HPBFV ANSI Class 150. Lug Style.<br>Body: ASTM A351 Gr CF8M Stainless Steel<br>Disc: ASTM A351 Gr CF8M Stainless Steel<br>Stem: 17-4PH Stainless Steel<br>Seat: RTFE with Silicone Rubber Energizer<br>AUMA electric motor actuator with handhweel 460v<br>*Lead time: 28-30 weeks*<br>Valve weighs ~ 175 lbs each | $ 19,653.00 | $ 58,959.00 |

| | | | | |
|---|---|---|---|---|
| 3 | 2 | 506C.3BFMI<br>6" VAL-MATIC SWING-FLEX CHECK VALVE, 125#<br>FLANGED ENDS, 250 PSI CWP, DUCTILE IRON BODY, BUNA-N DISC, 316 SS BOLTS, FUSION 12-20 MILS INT/EXT.<br>INCLUDES MECHANICAL INDICATOR AND BACKFLOW ACTUATOR.<br>*Valve weighs ~ 105lbs each*<br>*Lead time: In stock in*<br>*****Bidding as alternate for 6" Lever and weight check valve, SwingFlex named in APL***** | $ 2,526.00 | $ 5,052.00 |
| 4 | 4 | 516C.3BFMI<br>16" VAL-MATIC SWING-FLEX CHECK VALVE, 125#<br>FLANGED ENDS, 250 PSI CWP, DUCTILE IRON BODY, BUNA-N DISC, 316 SS BOLTS, FUSION 12-20 MILS INT/EXT.<br>INCLUDES MECHANICAL INDICATOR AND BACKFLOW ACTUATOR.<br>*Valve weighs ~ 915lbs each*<br>*Lead time: 10-12 weeks*<br>*****Bidding as alternate for 16" Lever and weight check valve, SwingFlex named in APL***** | $ 17,186.00 | $ 68,744.00 |
| | | **Grand Total** | **>>>>>>>>>>** | **$ 164,563.00** |

Notes:

1. All pricing in this scope is FOB shipping point with **freight prepaid and added to the total**. Terms are Net 30 Days, with approved credit. This quote is based on current steel and iron pricing and availability. Due to the unstable market for raw materials, increases in pricing may be passed on at the time of order. In the event of additional **international trade tariffs**, final pricing will be subject to any additional tariffs.

2. Take-offs are for the purpose of determining quantity discounts and the best available freight rates, but we do not guarantee our take-offs.
3. No retainage or liquidated damages are allowed.
4. Unless otherwise noted, this scope does not meet the 2014 American Iron and Steel Act.
5. Field Service is not include unless noted above.
6. Electronic submittals and O&M's are no charge. Please inquire about hard copy pricing.
7. Parts orders do carry a minimum order based on manufacturer - please confirm quanities prior to ordering parts.
8. A +3% service fee will apply for credit card purchases.
9. Pricing is valid for 30 days from the above date.
10. Taxes are not included.
11. Remit PO's to Florida Valve and Equipment, LLC, a DXP Company.

Sincerely,

Alex Patterson

Alex Patterson
941-419-0598
Environmental MD Inc., a DXP Company

BURGESS Civil

**Contact:** **Pedren Alumbaugh**
**Phone:** **(707) 354-0199**

| | | | |
|---|---|---|---|
| Attn: | Christian Schultz | Job Name: | Manatee County SEWRF |
| Quote To: | 1 N. Dale Mabry Highway, Suite 1350 | Job Number: | 26-038-A |
| | Tampa, FL 33609 | Date of Plans: | July 2025 |
| Phone: | (813) 344-3736 | Revision Date: | May 2026 |

| ITEM | DESCRIPTION | QUANTITY | UNIT | UNIT PRICE | AMOUNT |
|---|---|---|---|---|---|
| | **GENERAL CONDITIONS** | | | | |
| 01 | MOBILIZATION | 1.00 | LS | 35,000.00 | 35,000.00 |
| *02* | *P&P BOND* | | | | NOT INCLUDED |
| 03 | SURVEY & AS-BUILTS | 1.00 | LS | 27,944.50 | 27,944.50 |
| *04* | *GEOTECHNICAL TESTING* | | | | NOT INCLUDED |
| *05* | *EROSION CONTROL* | | | | NOT INCLUDED |
| *06* | *SILT FENCE* | | | | NOT INCLUDED |
| *07* | *CONSTRUCTION ENTRANCE* | | | | NOT INCLUDED |
| *08* | *INLET PROTECTION* | | | | NOT INCLUDED |
| *09* | *NPDES DEWATERING PERMIT* | | | | NOT INCLUDED |
| *10* | *SEED & MULCH* | | | | NOT INCLUDED |
| *11* | *SEED & MULCH - IF REQUIRED* | *1.00* | *SY* | *0.50* | *0.50* |
| *12* | *BAHIA SOD* | | | | NOT INCLUDED |
| *13* | *BAHIA SOD - IF REQUIRED* | *1.00* | *SY* | *5.00* | *5.00* |
| | **GENERAL CONDITIONS SUBTOTAL:** | | | | **62,944.50** |
| | | | | | |
| | **EARTHWORK** | | | | |
| *14* | *CLEARING & DEMO* | | | | NOT INCLUDED |
| *15* | *STRIP / DISC / PREP SITE* | | | | NOT INCLUDED |
| *16* | *SITE EXCAVATION* | | | | NOT INCLUDED |
| *17* | *IMPORT & PLACE FILL* | | | | NOT INCLUDED |
| 18 | CONSTRUCT PADS FOR GEN 1, GEN 2, & ELEC BLDG NO 4 | 225.00 | SY | 3.00 | 675.00 |
| 19 | CONSTRUCT IPS PAD | 150.00 | SY | 3.00 | 450.00 |
| 20 | CONSTRUCT AGS PAD | 4,450.00 | SY | 3.00 | 13,350.00 |
| 21 | BASE ROCK BELOW AGS (4" CC) | 4,450.00 | SY | 20.00 | 89,000.00 |
| 22 | FINE GRADE FLAT AREAS | 15,225.00 | SY | 2.25 | 34,256.25 |
| 23 | FINE GRADE SLOPED AREAS | 350.00 | SY | 2.50 | 875.00 |
| | **EARTHWORK SUBTOTAL:** | | | | **138,606.25** |

| ITEM | DESCRIPTION | QUANTITY | UNIT | UNIT PRICE | AMOUNT |
|---|---|---|---|---|---|
| | | | | | |
| | **ROADWAY** | | | | |
| 24 | SAW-CUT & MATCH PAVEMENT | 5.00 | EA | 1,000.00 | 5,000.00 |
| *25* | *MAINTENANCE OF TRAFFIC* | | | | NOT INCLUDED |
| 26 | 3.00" MILL / OVERLAY | 1,750.00 | SY | 49.50 | 86,625.00 |
| 27 | 1.00" ASPHALT (SP-9.5): FINAL LIFT | 2,225.00 | SY | 14.50 | 32,262.50 |
| 28 | 2.00" ASPHALT (SP-12.5): INITIAL LIFT | 2,225.00 | SY | 26.25 | 58,406.25 |
| 29 | 10" LIMEROCK BASE | 2,225.00 | SY | 37.25 | 82,881.25 |
| 30 | 12" STABILIZED SUBGRADE (LBR 40) | 2,225.00 | SY | 18.25 | 40,606.25 |
| 31 | MIAMI CURB | 190.00 | LF | 40.00 | 7,600.00 |
| 32 | 4" SIDEWALK (WWM - REINFORCED) | 450.00 | SY | 90.00 | 40,500.00 |
| *33* | *H/C RAMPS: MATS* | | | | NOT INCLUDED |
| *34* | *CONCRETE PADS* | | | | NOT INCLUDED |
| *35* | *SIGNAGE & STRIPING* | | | | NOT INCLUDED |
| | **ROADWAY SUBTOTAL:** | | | | **353,881.25** |
| | | | | | |
| | **MANATEE COUNTY SEWRF TOTAL:** | | | | **555,432.00** |
| | | | | | |
| | **ADD ALTERNATE 01 (CROM REQUIREMENTS)** | | | | |
| *ADD ALT 01* | *15' WIDE PATH AROUND AGS (6" CC)* | *1,200.00* | *SY* | *23.00* | *27,600.00* |
| | **ADD ALTERNATE 01 (CROM REQUIREMENTS) SUBTOTAL:** | | | | **27,600.00** |
| | | | | | |
| | **ADD ALTERNATE 02 (DUTCHLAND REQUIREMENTS)** | | | | |
| *ADD ALT 02* | *30' WIDE PATH AROUND AGS (6" CC)* | *2,550.00* | *SY* | *23.00* | *58,650.00* |
| | **ADD ALTERNATE 02 (DUTCHLAND REQUIREMENTS SUBTOTAL:** | | | | **58,650.00** |
| | | | | | |

**NOTES:**

Delay in Purchase of Materials:

Notwithstanding anything herein to the contrary, if Contractor's purchase of materials or equipment is delayed because of: (1) delayed commencement for any reason whatsoever; (2) acts or omissions of the Owner, the architect, or engineer; (3) changes in the Work or the sequencing of the Work ordered by the Owner, or arising from decisions of the Owner that impact the Contract Time; (4) hazardous materials, concealed or unknown conditions; (5) delays pending dispute resolution or suspension of the Work by the Owner; (6) Force Majeure Events (as defined below); (7) or for any reason beyond the Contractor's control, the Owner shall modify the Contract increasing the Contract Sum in the amount commensurate with any actual, direct, and documented increase in material or equipment costs, dollar for dollar, because of such delays or events. The Contractor's fee shall not be increased because of such cost increases.

The term "Force Majeure" means, without limitation, an act of God, fire, tornado, hurricane, flood, earthquake, explosion, war,

act of terrorism, civil disturbance, labor strikes, an unusually severe storm, government shutdown or interference, pandemic, endemic, epidemic, or any other unavoidable casualty beyond the Contractor's control.

---

Material Cost Increases:

The Contractor estimated the Contract Sum on the labor, material, and equipment costs at the time of negotiation and/or its submission of the bid/proposal. Because the Work may not commence immediately and the materials may not be ordered for months, the Contractor cannot predict or estimate increases in the cost of labor, materials, and equipment that may occur prior to commencement or during the progress of the Work. Notwithstanding anything herein to the contrary, if the cost of labor, materials, and/or equipment for any scheduled item of Work identified in this proposal increases by 5% or more, the Owner shall modify the Contract increasing the Contract Sum in the amount commensurate with any actual, direct, and documented increase in labor, material, and/or equipment costs, dollar for dollar, above the 5% threshold. The Contractor's fee shall not be increased because of such cost increases.

If, after the date of this Quote/Purchase Order, any new or increased tariffs, duties, or other government-imposed costs on materials used in the work becomes effective, the Contract Price shall be adjusted to reflect the actual increased cost to the Contractor. The Contractor shall promptly notify the [Owner/Buyer] of any such cost impact. Failure to agree on a price adjustment shall not relieve the Buyer's obligation to pay the increased cost, and the Contractor shall be entitled to an extension of time if such tariffs result in material shortages or delays and/or Contractor may permanently suspend performance because of a delay or the inability of the parties to agree upon an adjusted price.

---

***DUE TO VOLATILITY IN RAW MATERIAL AND SHIPPING COSTS ALL PVC, HDPE OR OTHER PLASTIC MATERIALS WILL BE PURCHASED AT COST BASED ON CURRENT SHIP DATE. PURCHASE ORDERS CANNOT BE HELD AT THIS TIME. WE EXPECT TO PASS PRICE INCREASES ALONG TO OUR CUSTOMER AT THE TIME OF SHIP DATE.***

***THIS PROPOSAL/QUOTE IS BASED ON AND TIED TO THE FDOT ASPHALT PRICE INDEX (API) FOR BITUMINOUS MATERIALS CURRENTLY IN EFFECT AS OF THE DATE ON THIS PROPOSAL/QUOTE (UNLESS OTHERWISE SPECIFIED HEREIN). ANY ADJUSTMENTS DUE TO INCREASES OR DECREASES IN API WILL BE DETERMINED IN ACCORDANCE WITH SECTION 9-2.1.2 OF THE CURRENT FDOT STANDARD SPECIFICATIONS FOR ROAD AND BRIDGE CONSTRUCTION WITH THE EXCEPTION THAT BITUMINOUS ADJUSTMENTS WILL BE MADE ONLY WHEN THE CURRENT API(CAPI) VARIES BY MORE THAN 10% OF THE API PREVAILING IN THE MONTH WHEN BIDS WERE RECEIVED(BAPI), AND THEN ONLY ON THE PORTION THAT EXCEEDS 10%. THE APPLICATION OF ADJUSTMENTS WILL NOT BE CONDITIONED ON THE OWNER'S OR ANY OTHER PARTY'S PARTICIPATION IN THIS CLAUSE. THE CALCULATION FOR THE DIFFERENCE IS TO BE THE CURRENT BITUMINOUS API AT TIME PLACEMENT VS TIME OF BID.***

1. This proposal is valid for 30 days from bid date.
2. Payment & Performance bond is not included. Add 1.25% if required.
3. This proposal excludes all Textura or similar third-party payment processing fees. If Textura participation is required by the Owner, Client, or General Contractor, please add $5,300.00 to our proposal.
4. Survey, layout, and as-builts are included. Record Survey and engineering are by others.
5. Geotechnical/Construction testing is by others.
6. Removal and/or replacement of unsuitable soils, hazardous or buried debris is not included.
7. Removal and/or relocation of gas, cable, electric, irrigation or other utilities is by others, if required.
8. Meters, meter fees, permits and connection fees by others.
9. All hardscape, topsoil, grassing, landscaping, irrigation, root pruning, tree trimming and fencing is by others.
10. Assumes all cut material is suitable for structural fill.
11. Topographic survey of existing conditions shown on the construction drawings is presumed accurate to plus or minus 0.2' and will need to be confirmed to establish the final site fill requirements. Any discrepancies found during verification may affect the quantity of fill required and should be addressed promptly to ensure accurate site balancing.
12. Conduits or sleeves are not included.
13. Includes rough grade of building pads to 95% on a one-time basis. Fine grading, final compaction, specific density requirements and excavation of footers are not included.

14. Includes rough grading around building pads on a one-time basis. Fine grading around building pad after vertical construction is not included.
15. Installation of new silt fence or maintenance of existing silt fence is not included.
16. NPDES requirements by others. Contractor will maintain reports and will assist the entity deemed as the site-wide "Operator" only while onsite. Full responsibilities and legal limitations related to stormwater permit coverage will be outlined at time of award.
17. All concrete flatwork by others.
18. Fence, handrail, bollards, & guardrail by others.
19. No work is included on existing utilities.
20. Location, exploration and/or repairs to existing utilities are not included. Asbuilts of existing utilities are not included.
21. Paving prices are valid for 30 days from bid date and include 2 mobilizations.

ACCEPTED:
Contractor / Owner Name:

By: _____

Date: _____

BURGESS CIVIL, LLC

By: _____

Date: _____

NUCOR® REBAR FABRICATION

| Project: | Date: |
|---|---|
| PJ132412A - M | 5/20/2026 |
| **Escalation Date:** | **Quote Valid Thru:** |
| 3/31/2027 | 5/27/2026 |

**Nucor Rebar Fabrication South LLC**
Frostproof - 863.608.5228
22 Nucor Drive
Frostproof, FL 33843

Attn: **Christian Schultz**
Company: PCL
Project Name: MANATEE COUNTY SERWRF
City, State: Bradenton, FL

## Supply Only Proposal

Nucor Rebar Fabrication South LLC (herein called the Seller) proposes to furnish the following materials including placing drawings, per mutually agreed upon schedule, in accordance with the CRSI Manual of Standard Practice (latest edition), subject to the terms and conditions of sale set forth below and any attachments hereto.

| Bid Item | Description | Pricing Method | Amount |
|---|---|---|---|
| 001 | Base Bid | Lump Sum | $1,569,967.00 |

**(Price Excludes All Applicable Taxes)**

**Pricing is based on shipments starting Jul 2026, and ending Jul 2027. Any dates to the contrary will be subject to a change in pricing.**

**Bid Item 001 - Base Bid - Includes the following:**

- Includes ASTM A615 Grade 60 Black Domestically Produced Reinforcing Steel F.O.B. jobsite.
- Includes Bar Supports per CRSI Manual of Standard Practice.
- Includes 387 SETS Lenton Formsaver Couplers.

**FORMSAVERS FOR FUTURE CONSTRUCTION -- DETAIL 0315-253**

**BASE MAT**
#10 FEMALE STRAIGHT X 6"-5" WITH COUPLER & FLANGE = 283 PCS
#10 FEMALE STRAIGHT X 8'-4" WITH COUPLER & FLANGE = 283 PCS

**WALLS**
#8 FEMALE STARIGHT X 4'-1" WITH COUPLER & FLANGE = 208 PCS- 20,231 LBS INCLUDED IN THE ESTIMATE WEIGHT

## Assumptions:

**NUCOR ASSUMPTION ADD:**

EXTEND AGS BASIN VERTICALS DOWN TO THE FDN MAT @ 4'-0" ON CENTER: **(ADD 2.81 TONS )**

DETAIL 0330-005 "WHERE THE DOWEL LENGTH INDICTAED ON THE DRAWINGS IS GREATER THAN REQUIRED LAP, WALL VERTICAL RENFORCING MAY BE EXTENDED DOWN TO THE TOP OF SLAB.

GC & THE IRONWOKERS WILL WANT THIS FOR SAFETY REASONS TO HOLD THE WALL MAT UP. ALL VERTICALS ARE #8@6" ON CENTER.

## Typical Exclusions:

Mesh or mesh supports, weldable reinforcing, dowel bar substitutes or formsavers, precast or prestressed items, smooth bars, Diamond dowels, spirals, MMFX, stainless steel, site work, miscellaneous site structures, eletrical duct banks or composite reinforcing UNO, detailing under supervision of a registered engineer, unloading and hoisting material, supports for bottom bars in foundations and S.O.G., caisson / piling reinforcing, construction joint dowels, additional reinforcing at any openings not shown on structural drawings, masonry reinforcing except dowels poured in concrete, BIM and 3D detailing, any items not shown and specifically called out on the design drawings. Any Standees under 12"s will be considered an accessory
shown and specifically called out on the design drawings.

## Job Specific Exclusions:

EXCLUDE ELECTRICAL DUCTBANKS -- DWG E00.044 (TYPICAL)
EXCLUDE GALVANIZED #4 BARS -- DWG S00.503 DETAIL 0315-201 (NONE INDICATED)

## Drawings:

**STRUCTURAL**
S00.001,002,501,502,503,504,505,506,507,508,509,510,511,512,513,514, S33.301,501,502, S34.201, S35.201,202,203,204,205,206,207,208,209,210,301, 302,501,502, S36.201,202,301, S90.201, S94.201,202,203- DATED JULY 2025 **ISSUED FOR CONSTRUCTION**

**Addenda**:ADDENDUM NO.1

**Specs:** SPEC SECTION 03300 CAST-IN-PLACE CONCRETE

## Pricing:

Payment Terms: Net 30 Days, subject to on-going review/approval.

For lump sum proposals, the above values given are an approximation based on plans and specifications as provided, and are not to be used to calculate a unit price.

NUCOR®
REBAR FABRICATION

| Project: | Date: |
|---|---|
| PJ132412A - M | 5/20/2026 |
| **Escalation Date:** | **Quote Valid Thru:** |
| 3/31/2027 | 5/27/2026 |

**Nucor Rebar Fabrication South LLC**
Frostproof - 863.608.5228
22 Nucor Drive
Frostproof, FL 33843

Attn: **Christian Schultz**
Company: PCL
Project Name: MANATEE COUNTY SERWRF
City, State: Bradenton, FL

Change order pricing will be at the current market price plus freight and, $100.00 per hour for additional detailing and / or estimating.

For unit price proposals, any weights shown are for information only and are not to be used for a lump sum price.
Redetailing / Estimating for change orders at $100.00 / hour plus applicable tax.

## Escalation:

Rebar prices are firm for material delivered by March 31, 2027. Beginning April 01, 2027 add $40.00 per ton for every three months for material delivered thereafter.

The price adjustment provided in this contract is independent of and provision in any State or Federal DOT program for steel escalation.
This proposal and any contract formed as a result of this proposal is not subject to any upward or downward price adjustment provided for by any State or Federal DOT provision for steel escalation unless otherwise stated herein.

## Freight:

A charge of $650.00 per load will apply after the first (75) loads.
Quote is based on full truck load quantities (36,000 lbs). All deliveries that fall short are subject to an additional freight charge.
Any deliveries requested outside delivery times (Monday-Friday 6am - 3pm), excluding holidays are subject to an additional charge.
All returned/cancelled deliveries are subject to a re-delivery fee to be determined at the time of re-shipment.
Trailers will not be dropped at jobsite unless agreed upon at time of sale.
Nucor Rebar Fabrication reserves the right to add a fuel surcharge during the length of the contract due to rises in fuel costs.
Deliveries: 2 hours waiting time with buyer to unload, additional detention time @ $200.00 per hour.
Trailers will not be dropped at jobsite unless previously agreed to by buyer and seller prior to entering into a contract.

## Conditions:

Prices are offered for acceptance within 7 days of the date noted above, after which this proposal is null and void.
Change Orders between buyer and seller will be resolved within 45 days, otherwise accepted as written.

NUCOR®
REBAR FABRICATION

| Project: | Date: |
|---|---|
| PJ132412A - M | 5/20/2026 |
| **Escalation Date:** | **Quote Valid Thru:** |
| 3/31/2027 | 5/27/2026 |

**Nucor Rebar Fabrication South LLC**
Frostproof - 863.608.5228
22 Nucor Drive
Frostproof, FL 33843

Attn: **Christian Schultz**
Company: PCL
Project Name: MANATEE COUNTY SERWRF
City, State: Bradenton, FL

## TERMS AND CONDITIONS OF SALE

**Terms of Sale:** Payment Terms – Subject to on-going credit approval: Net 30 days from date of invoice. Interest will be charged on all past due balances per the maximum rate allowed by law. Legal fees and costs will be paid as awarded to the prevailing party in the event of a legal dispute. Seller reserves the right to stop Work or demand security as required. Buyer agrees to pay Seller in accordance with the escalation policy as specifically identified in this proposal. "Work" is hereby defined as the performance of all work as listed above and included in any accepted Agreement, plus any changes, acceleration/out of sequence work, damages, escalation and costs incurred for the cause or benefit of Buyer or others.

**Acceptance:** Prices of individual bid items are subject to renegotiation if Buyer elects not to accept this complete proposal as presented. If Seller is requested to proceed with the work prior to the execution of a mutually agreed Contract, or if the work is completed prior thereto, the Terms and Conditions herein shall govern pending said Agreement. No assignment of this proposal shall be made without our prior written consent. We reserve the right to sublet portions of our Work.

**Schedule:** Seller's price is based upon detailing, fabrication, and placing on a normal 5-day, Monday to Friday, 40 hour work week, daylight hours unless explicitly noted on the face hereof. Performance will be based on bid documents as provided for tender and industry standards/CRSI. Schedule and schedule changes to be mutually agreed. Buyer to provide Seller (48) hours' notice of cancellation or modifications to schedule deliveries, Buyer agrees to provide adequate notice for workmen required at the jobsite and sufficient work for at least one full shift. Detailing submittals will be sequenced in a manner appropriate to the construction schedule.

**Back Charges/Shipping Discrepancies:** No charges for labor or materials furnished by the Buyer shall be allowed as a credit unless authorized in writing by Seller within ten (10) days of said occurrence. After a twenty four (24) hour period, all loads will be assumed to be verified.

**Safety:** Buyer will provide at no cost to Seller, general jobsite conditions conforming to OSHA standards and local governing authorities, including, but not limited to, adequate protection to ensure the safety of those working above reinforced steel as required, furnishing and installation of rebar safety caps or other OSHA compliant impalement hazard protection as required; Detection of/protection from underground and other utilities; Safe access, signage and other required warnings, flagging, barriers/barricades, general site and task lighting as required; Shoring, fall-protection anchorage points, walkways, approved scaffolding and staging in place as required, trenches, rails, snow and ice removal, all weather truck access; safe access to points of storage and work, etc. all as required.

**Insurance:** General Liability insurance will be provided solely for work performed by Seller and/or its engaged parties. Seller is not providing insurance for any liabilities that exceed Seller's responsibilities and/or liabilities. Additional insured Endorsements may limit liabilities to those assumed under the Agreement and exclude Professional Liabilities. XCU, subsidence, Professional Liability, Aircraft, Pollution Liability and mold coverage are excluded as not applicable to this trade. A broad coverage manuscript policy is provided in lieu of ISO descriptions and forms. Additional coverage or alternate requirements not set forth herein are subject to mutually agreement, availability, and any additional costs. Self-insured limits must be accepted as provided and any related security substitution requirements waived. Seller excludes Builders Risk Insurance and return receipt-requested notices for all certificates of insurance. Compliance requirements for any hired sub-contractors are subject to availability.

**Project/Owner Information:** Contractor agrees to provide Seller with any pertinent Project/Owner information, as reasonably requested.

## CONDITIONS OF SALES EXCLUDED

**"Pay if paid" or "Pay when paid"** conditions precedent for all properly completed work, including base scope of work, changes, acceleration/out of sequence work, damages, escalation and costs incurred for the cause or benefit of Buyer or others("Work"); Retention exceeding the rate withheld by Owner; Retention on F.O.B. items.
**Indemnification**, claim, and defense liabilities, responsibilities or damages exceeding any proportionate extent of cause by Seller's active negligence or willful misconduct.
**Minority**, DBE, DVBE, SBE, WBE and other special hiring status content, affiliation, or contribution to such requirements.
**Risk, liabilities** and responsibilities arising from existing conditions and preceding work exceeding visual inspection, including, but not limited to, field measurements, surveying, layout, forming and materials supplied by others; Costs arising from differing conditions and/or requirements from plans or drawings or bar lists provided for performance.

**Design engineering** and related Professional Liabilities and responsibilities; Costs and damages due to varying conditions and requirements.
**Waiving any rights** of dispute or redress; Costs/risks of claims against Owner for undisputed portions of our Work.
**Forms and information** requirements not mutually agreed; Unconditional forms of release in advance of receipt of funds; Releases that fail to exclude pending changes, unpaid balances, and retention as applicable; Releases for claims unrelated to payment for work performed; Non-conforming forms of waivers and releases within States that provide Statutory release language.

**Reports, waivers**, and other forms and contractual obligations related to bulk suppliers to our inventory stock who do not have lien rights.
**Warranties** exceeding Seller's scope of responsibilities or one (1) year; Guaranties of work performed by others; any forms of warranties, express or implied, of merchantability or fitness for purposes intended.

**Risks and responsibilities** for equipment and/or employees of Buyer or others providing services, or manning equipment used in connection with, but not within, Seller's scope of Work.

**Liquidated and delay damages** exceeding actual damages incurred, our scope of responsibility and/or our proportionate extent of cause, and for Force Majeure; Property damage, remedial work and/or replacement of Work and the work of others to the extent made necessary by others or Force Majeure.
**Increased labor and material** costs and/or damage in the event of project suspension or delay.
**General Liability** credits for any wrap-up insurance programs.
**Prime contract terms**, conditions, and scope in addition to, and/or in conflict with, a mutually agreed contract and Seller's scope of work and responsibilities as described herein.

Reports, submittals and data requirements not applicable to our trade, reasonably required or mutually agreed; Release of proprietary or other confidential information and records as governed by the U.S. Security and Exchange Commission rules for a publicly traded company.
**Any portion of fines or penalties** exceeding the extent of cause by Seller; Any increased, surcharged or escalated portion of fines incurred by Buyer.

ANY ATTACHMENTS HERETO, CONTAIN IMPORTANT TERMS AND CONDITIONS THAT ARE PART OF THE PROPOSAL AND OF ANY CONTRACT RESULTING THEREFROM. PLEASE READ ANY ATTACHMENTS HERETO.

The above Proposal is accepted
Customer: Christian Schultz
Company: PCL

BY: Nucor Rebar Fabrication South LLC
Salesperson: Mike Xeroteres
Email: Mike.Xeroteres@nucor.com
Cell: 863.608.5228

Signature _____ Signature _____

Print Name _____ Print Name _____

Date _____ Date _____

**ATLANTIC CONCRETE WASHOUT, INC. CUSTOMER PROFILE & pricing agreement,**
**wayneh@acwncw.com 352-345-9502,, wayne hutchins**

**Atlantic concrete washout southern.. 16877 E Colonial dr suite 410 Orlando fl**

## JOBSITE INFORMATION-☐Roadway ☐Residential ☐Commercial

| Job site name | JOB #:<br>PO #: | TODAY'S DATE |
|---|---|---|

| JOBSITE STREET ADDRESS | CITY | STATE | ZIP |
|---|---|---|---|

| JOBSITE CONTACT NAME/PHONE | JOBSITE CONTACT EMAIL |
|---|---|

## CUSTOMER INFORMATION

| LEGAL COMPANY NAME | | | |
|---|---|---|---|
| STREET ADDRESS | CITY | STATE | ZIP |
| **BILLING ADDRESS (IF DIFFERENT)** | CITY | STATE | ZIP |

| MAIN PHONE NUMBER | MAIN FAX NUMBER | FED TAX ID# |
|---|---|---|
| NAME OF PRIMARY BILLING CONTACT | BILLING EMAIL | BILLING CONTACT'S PHONE NUMBER |

ADDITIONAL BILLING EMAILS

## *Payment Information-Please see attached*

## PRICING INFORMATION

| **CONCRETE WASHOUT SERVICE** ☒ | **WASHOUT SERVICE** ☐ | **ADDITIONAL SERVICES/CHARGES** |
|---|---|---|
| BIN DROP or SWAP or PICKUP: (PER BIN PER SERVICE)<br>**$395.00** | | To avoid incurring a dead run or trash fee please make sure that the container is free of trash and other unauthorized materials and the path to the container is clear.<br><br>IF THERE IS TRASH IN YOUR CONTAINER AT THE TIME OF PICKUP YOU WILL BE CHARGED WITHOUT EXCEPTION. |
| BIN PUMPOUT – WATER<br>**395.00,,**<br>Free if on site | BIN PUMPOUT – SLURRY<br>:<br>*Slurry is any liquid material placed into washout container other than normal water. | TRASH OR OTHER UNAUTHORIZED MATERIALS IN CONTAINER:<br>**$395.00** |
| BIN RELOCATE: **395.00 NC if on site** | | DEAD RUN:<br>$395.00 |
| | | SAME DAY/NIGHTS/WEEKENDS/SOLID/OVERSIZED/OVERLOAD:<br>**$350.00** |
| BIN USAGE FEE: **$95.00** | | ENVIRONMENTAL SERVICE FEE: **$25.00**per bin/service |
| BIN USAGE FEE PERIOD**: MONTHLY** | | **OVERLOADED/OVERSIZED/SOLID** |
| MILES TO JOB SITE FROM NCW YARD:<br>**50m** | | **CONTAINER OVERLOADED MORE THAN 1" OVER THE TOP EDGE OR EXCEEDS 30" IN ITS LARGEST DIMENSION**<br>**$350.00** |
| FUEL SURCHARGE: **14%** | | |
| ADDITIONAL INSTRUCTIONS:<br>Stand By Time: Every 15 minutes our driver has to wait to perform service we will charge you **$50.00** | | **10 wheel roll off trucks are equipped to vacuum out 4" of standing water which is equivalent to 300 gallons. If there is more than 4" of standing water, a separate vacuum truck will need to be dispatched and an additional charge will be invoiced.** |

## GREEN BUILDING/LEED INFORMATION (ONLY REQUIRED FOR GREEN CERTIFIED DOCUMENTATION)

**IS THIS PROJECT A GREEN BUILDING/LEED PROJECT? YES ☐ (Please complete the info below) NO ☐**

**WEIGHT TICKET REQUIRED? YES___ (if yes, each weight ticket will be an additional $50.00) NO___**

| LEED AP OR AUTHORIZED REP | E-MAIL ADDRESS |
|---|---|
| PHONE NUMBER | FAX NUMBER |

## AUTHORIZED SIGNATURES

Conditions: **PLEASE READ ENTIRE AGREEMENT CAREFULLY Payment terms are Net 30 day upon credit approval. Balances carried past the due date or over established credit line will cause your account to be placed on hold and no service will be performed until account is brought up to date. The customer hereby agrees to pay all collection and legal fees if such action be necessary, as well as any Non-sufficient fund charges as allowed by law in the event of a returned check. By signing below I affirm that I have read these conditions and hereby agree to them.**

| ATLANTIC/NATIONAL CONCRETE WASHOUT SALESPERSON (PLEASE PRINT) | ATLANTIC/NATIONAL CONCRETE WASHOUT SALESPERSON (SIGNATURE) | DATE |
|---|---|---|
| Wayne Hutchins | KWH | |
| AUTHORIZED CUSTOMER (PLEASE PRINT) | AUTHORIZED SIGNATURE (SIGNATURE) | DATE |
| | | |

w

ATLANTIC CONCRETE WASHOUT, INC. NATIONAL CONCRETE WASHOUT

# NEW PAYMENT OPTIONS

4 payment options are available for your invoices for our company.

1. Make payment online when any invoice is sent to your email, by options given.

2. Pay by ACH using our bank account-Please email Donnag@acwncw.com for bank information, remittance information must be emailed to same email to apply payment correctly.

3. Set up E-check option which is a payment that will be withdrawn directly from your bank account, at your time frame, determined by an email by you, once you have reviewed your invoices. E-mail Donnag@acwncw.com for a one-time set up to keep your information secure.

4. Pay by check and mail to address on invoice.

All payments are Net 30-day terms.

# US AMERICAN CONCRETE

7000 NW 53 TERRACE
MIAMI, FL 33166
PHONE: (786)255-8624
WEBSITE: usamericanconcrete.com
EMAIL: pump@usamericanconcrete.com

# SERVICE PROPOSAL

Customer: PCL WIG
Attention: CHRISTIAN SCHULTZ
Address: 1 N. DALE MABRY
City: TAMPA State: FL Zip-Code: 33609
Phone: 813-493-7727 Email: ceschultz@pcl.com b.naramore@pcl.com

Date: 10-28-25 Quote Valid: 10-28-25
Jobsite Name: SEWRF CAPACITY IMPROVEMENTS PHASE B
Jobsite Address: 3331 LENA RD.
City: BRADENTON State: FL Zip-Code: 34211

| PUMP | $/HOUR | $/YARD | PUMP | $/HOUR | $/YARD |
|---|---|---|---|---|---|
| 2" Trailer Pump | $119.00/Hour | $3.99/Yard | | | |
| 3" Trailer Pump | $144.00/Hour | $4.25/Yard | 47 Meter (150') | $179.00/Hour | $2.99/Yard |
| 3"-5" HP Pump | $179.00/Hour | $4.29/Yard | 52 Meter (170') | $229.00/Hour | $3.29/Yard |
| 28-32 Meter (95'-105') | $129.00/Hour | $2.49/Yard | 58 Meter (190') | $269.00/Hour | $3.99/Yard |
| 34 Meter (115') | $135.00/Hour | $.2.59/Yard | 61 Meter (200') | $299.00/Hour | $4.29/Yard |
| 36 Meter (120') | $139.00/Hour | $2.69/Yard | 65 Meter (220') | $395.00/Hour | $6.00/Yard |
| 40 Meter (135') | $149.00/Hour | $2.89/Yard | 70 Meter (230') | $450.00/Hour | $6.50/Yard |
| | | | 75 Meter (245') | $500.00/Hour | $7.00/Yard |

**Notes:**

**PLACING BOOMS, REMARKS, DESCRIPTIONS, DIRECTIONS, MISCELLANEOUS**

1) 200' standard system with 2", All 3"-5" system billed at $3.00 per linear foot. (Additional labor required) 2"over 200' will be billed at $3.00 per linear foot
2) Primer Pack at $25.00 required for all pumps.
3) Helper priced at $75.00/Hour per man.
4) There will be an additional 12% Fuel Surcharge on the total invoice of all concrete pumps.
5) There is a 4-hour minimum, and 1-hour travel for all concrete pumps.
6) There is a $5,000.00 minimum charge for all 70-meter and 75-meter orders.
7) There will be an additional 20% charge on the total invoice of all concrete pumps for certified payroll jobs, CCIP and OCIP.
8) US American Concrete finishing square footage prices are based on 8-hour days per man. Overtime beyond 8 hours will be charged at the straight hourly overtime rate.
9) US American Concrete to finish one standard stair in square foot finishing pricing. All additional stairs and stairs not poured with slab to be billed separately, by the man.

**Payment Terms: Paid Upon receipt of Invoice.**

**This proposal includes the following conditions:**

a) Accepting a copy of this proposal without signing it and placing a future order constitutes acknowledgement and acceptance of all terms and pricing on the latest quotation.
b) Customer will designate an area for prime-out and clean-up of pumps. US American Concrete will not be responsible for clean-up as a result of failure to have such area designated or from concrete mixer driver overfilling pump hopper.
c) Customer is solely responsible for protecting/cleaning the jobsite surroundings in case of concrete splatter, over spray, and/or blown concrete hoses, etc. US American Concrete is not responsible for protecting/cleaning finished walls, decks, slabs below the ones being finished or any other exposed surfaces.
d) Protection of finished deck and stairs is the responsibility of the contractor.
e) Customer is solely responsible for ordering, bumping, halting delivery on the concrete to the job as well as late arrival of concrete, un-pumpable mix designs, and assumes all responsibility for addition of water while on the jobsite and respective concrete strength designs.
f) Contractor to provide protection on metal railings when pouring stairs.
g) Beams and upturn beam greater than 2' are considered vertical pours. Vibration in these areas is the responsibility of the contractor.
h) Rebar/electric chair or conduit spacing must be greater than 2" for proper vibration and penetration of aggregate.
i) Contractor to provide 2' walkway around perimeter of all working decks for proper edge/ depression finishes for access and safety.
j) Contractor to supply light for all early/late pours.
k) All Saturday, Sunday, or Holiday pours will be charged an additional $99.00 per hr.
l) Contractor to provide adequate access for the pump truck to the nearest point of placement. US American Concrete will not be responsible for damage to the property line inside the curb line.
m) All tows and parking to paid by customer due to improper jobsite pump access or terrain.
n) 2-hour notice of cancellation required for all orders. If timely notice is not given, 4-hour minimum will be charged, regardless of reason.
o) Contractors to have his authorized representative on deck throughout the pour. Contractor will also provide a man to back up the mixer truck to the hopper when necessary. Contractor to supply water, water hose, and a man on deck to wet deck ahead of pour.
p) The company is not responsible for weather damaged slab or damage to the slabs caused by others. US American Concrete will do its utmost to correct such problems. However, contractor agrees to pay prevailing hourly rate per man and supply all necessary approved materials or reimburse US American Concrete.
q) Contractor agrees that US American Concrete reserves the right to perform its own repair work and further agrees to give US American Concrete 72 hour notice to properly inspect and commence any repair. Any back charges for repairs performed by others will not be accepted unless prior written and time the notice is given. In any event, contractor agrees that back charges are not to exceed US American Concrete's finishing bill for that day.
r) US American Concrete is not responsible for layout field measurements supplied by others. Contractor's representative will schedule billing square footage 24 hours prior to the pour. However, if actual square footage is greater, contractor will be billed the difference and quality of work will not be guaranteed.
s) Contractor to provide hoisting of all equipment to and from all deck decks.
t) Contractor to provide fall protection and guard rails on all elevated pours. Contractor assumes all fines from failure to provide such.
u) The contractor agrees to follow all OSHA regulations pertaining to providing a safe work environment. Contractor agrees to pay all municipal and OSHA fines that may be incurred by US American Concrete as a result from the failure of contractor to provide this safe work environment.

# SERVICE PROPOSAL


**US AMERICAN CONCRETE**
7000 NW 53 TERRACE
MIAMI, FL 33166
PHONE: (786)255-8624
WEBSITE: usamericanconcrete.com
EMAIL: pump@usamericanconcrete.com


| **This quotation supersedes all prior agreements or understandings written or oral. The contractor whose name appears above accepts receipt of these prices and acknowledges acceptance of the conditions above. Accepting a copy of this proposal without signing it and placing a future order constitutes acknowledgement and acceptance of all terms and pricing on this quotation.** | |
|---|---|
| Contractor Name: | Prepared By: JOHN SMALLWOOD |
| Contractor Signature: | Prepared Date: 10-28-25 |
| Date: | |

V.01/19

QUIKRETE
What America's Made Of
CONSTRUCTION MATERIALS

Quote Number: **Q10038130-0**
Created On: 11/3/2025
Quote Expires On: 12/3/2025

**Project:** **Manatee Co. SEWRF Imp Ph B**
Project Address: ,

Estimated Start Date: 1/1/2026
Project End Date: 1/31/2027

Customer Service:
Sales Office Address: ,

**Account**: **PCL CONSTRUCTION INC**
Account Number: 18042
Contact: Bill Naramore
E-mail: wenaramore@pcl.com
Phone: 813-425-1459

## MATERIAL PRICING

| Item Code | Description | Quantity | Unit Price |
|---|---|---|---|
| **35CNX309** | **3500 PSI Regular - CMD3, add fiber CMD4**<br>*Escalator of $8.00 effective 4/1/2026 recurring every 6 months* | 250 CY | $160.00 |
| **35CNX309H** | **3500 PSI Regular w.hrwr - CMD3, add fiber CMD4**<br>*Escalator of $8.00 effective 4/1/2026 recurring every 6 months* | 1 CY | $164.00 |
| **30SNG515** | **3000 PSI Coarse Masonry Grout ASTM C476**<br>*Escalator of $8.00 effective 4/1/2026 recurring every 6 months* | 1 CY | $160.00 |
| **40SNX590** | **4000 PSI Small Rock Pump Mix - CMD1**<br>*Escalator of $8.00 effective 4/1/2026 recurring every 6 months* | 250 CY | $171.00 |
| **40SNX590H** | **4000 PSI Small Rock Pump Mix w.HRWR - CMD1**<br>*Escalator of $8.00 effective 4/1/2026 recurring every 6 months* | 1 CY | $175.00 |
| **45CNX653** | **4500 PSI Regular - CMD1 & CMD2**<br>*Escalator of $8.00 effective 4/1/2026 recurring every 6 months* | 1 CY | $173.00 |
| **45CNX653H** | **4500 PSI Regular w.hrwr - CMD1 & CMD2**<br>*Escalator of $8.00 effective 4/1/2026 recurring every 6 months* | 500 CY | $177.00 |
| **50SNX532** | **5000 PSI Small Rock pump Mix - CMD2**<br>*Escalator of $8.00 effective 4/1/2026 recurring every 6 months* | 1 CY | $177.00 |
| **50SNX532H** | **5000 PSI Small Rock Pump Mix w.hrwr - CMD2**<br>*Escalator of $8.00 effective 4/1/2026 recurring every 6 months* | 1 CY | $180.00 |
| **40GNG9** | **Pump Primer Grout**<br>*Escalator of $8.00 effective 4/1/2026 recurring every 6 months* | 1 CY | $250.00 |

## SUNDRIES AND SURCHARGES

| Item | Comments | Price | Unit |
|---|---|---|---|
| **ENVIRONMENTAL FEE PER CYD** | ENVIRONMENTAL FEE PER CYD | $1.50 | PCY |
| **FUEL FEE PER CYD** | FUEL FEE PER CY | $6.00 | PCY |
| **MIN LOAD NO CHARGE** | | $0.00 | CY |
| **MIN LOAD NO CHARGE** | | $0.00 | CY |
| **Additional Products & Services** | | | |
| **FIBER 1.5 LBS PER YARD** | | $10.50 | PCY |
| **PUMP PRIMER FEE** | | $250.00 | EA |
| **XYPEX C-500 NF RED WP** | | $75.00 | EA |
| **2.0 GAL ECLIPSE FLOOR 200 SRA GCP** | | $50.00 | PCY |
| **ICE LB** | | $1.25 | LBS |

| | |
|---|---|
| Quote Number: | **Q10038130-0** |
| Created On: | 11/3/2025 |
| Quote Expires On: | 12/3/2025 |

| | | | |
|---|---|---|---|
| **Concrete Testing Fee** | Concrete Testing Fee will be needed for if ASR or Shrinkage testing is required. | $1,500.00 | EA |

**Respectfully,**

**FL- Sarasota**

**Sales Rep:** # Ronald.Hurn
**Phone:**
**Email:** Ronald.Hurn@quikrete-readymix.com

**Customer Acceptance**

**Signed by:**

**Date:**

__*Taxable* __*Tax Exempt (Attach Certificate)*

| | |
|---|---|
| Quote Number: | **Q10038130-0** |
| Created On: | 11/3/2025 |
| Quote Expires On: | 12/3/2025 |

## CLAUSES

In the event of material shortages from our supplier(s), to meet the demand of the project schedule, we are advising you in advance that a price adjustment may be required. You will be notified. Please make the necessary budget adjustments as we move forward with your project. Any questions related to this please contact your salesperson and we will be glad to discuss.

## Terms and Conditions

1. This quotation is void unless accepted within 30 days from the date hereof and unless continuous shipment is started within 30 days from date of order.
2. If during the life of a contract set forth by this proposal, the purchaser's financial responsibility or credit standing becomes impaired or his method of paying accounts become unsatisfactory to the seller, the seller reserves the right to require the purchaser to make payment in advance or give satisfactory security or guarantee that the invoices will be promptly paid when due and if the purchaser fails to do so, the seller reserves the right to cancel the contract.
3. The prices quoted herein will be increased to cover any municipal, county, state, or federal tax levied after the date of this quotation.
4. Ready-mix concrete is charged to the purchaser's account when loaded into the truck at the seller's plant and is not returnable for credit.
5. This quotation and the prices quoted herein shall be valid only as to concrete delivered for the performance of the original scope of work in the purchaser's contract to which this quotation pertains. As to any work added to the purchaser's contract, seller shall have the right to negotiate the price, and conditions thereof, or to cancel the contract as to such work.
6. Prices and quantities are based on the wet volume at the time of discharge from the delivery truck.
7. Prices quoted herein are for delivery between the hours of 8:00 a.m. and 6:00 p.m., Mondays through Fridays. Additional charges may be made for delivery during other than the hours noted above, or on Saturdays, Sundays and Legal Holidays. Prices for overtime or holiday deliveries will be quoted on request.
8. The purchaser agrees to give the seller reasonable notice of the time and rate of deliveries. All deliveries will be made on the best of the seller's ability and dispatch, but no claims will be allowed because of delay in delivery.
9. It is understood by purchaser that seller must purchase materials from sources which are occasionally limited, and the inability of seller to obtain such materials shall excuse seller's obligation to furnish any concrete committed hereunder which requires use of such materials.
10. The seller will not be liable for failure to make delivery when prevented by strikes, or any other labor trouble, accidents, or necessary repairs to machinery, fires, floods, or by acts of God, including but not limited to any causes beyond the seller's control.
11. The seller agrees to make delivery to the most accessible point over suitable roadways provided by the purchaser. The purchaser assumes all liability for damage to sidewalks, driveways, or other property, incurred as a result of deliveries beyond the curb line. Seller reserves the right to refuse to make delivery where such delivery may damage seller's truck.
12. An unload period of 5 minutes per cu. yd. will be allowed at the job site, based from the time the truck arrives at the job site. Trucks held in excess of the allowable unloading time may be billed to the purchaser.
13. Purchaser is allowed one piece load to complete a given pour; otherwise, charge will be made for trips of less than full loads.
14. Cement shall be Type 1L or Type I / II regular Portland cement, seller's option, unless specifically noted above. Variations from this type will be quoted on request.
15. Quikrete Construction Materials makes no warranty except that the concrete furnished will meet the strength requirements for the project as set forth in the contract documents. All other warranties whether express or implied are hereby rescinded. This express limited warranty may not be modified or expanded unless done so in writing and signed by an officer of the company, and no agent of the company has authority to modify this limited warranty by oral representation or otherwise.
16. PURCHASER'S REMEDY FOR ANY BREACH OF CONTRACT OR WARRANTY HEREUNDER SHALL BE LIMITED, at seller's option, to the furnishing and delivery of replacement concrete, or a refund of the contract price. Purchaser shall only be entitled to and seller shall only be liable for replacement or refund, as outlined above.
17. The brand of cement used will be seller's option.
18. The seller agrees to use admixtures in accordance with the manufacturer's recommendations or as amended by the architect's or engineer's specifications, but will not assume any responsibility or the effect of such admixtures on the concrete before or after delivery.
19. All concrete shall be batched, mixed and delivered in accordance with requirements of ASTM Specifications C - 94 for ready-mixed concrete. Cement and aggregates shall meet the requirements of the applicable ASTM and AASHTO standard or specifications.
20. The purchaser's use of the prices quoted hereby, or any later modifications thereto agreeable to both parties, in submitting any quotation or bid to others, shall constitute an acceptance of the offer made hereby, with all terms and conditions stated herein. To the extent any purchase order thereafter issued by purchaser is inconsistent herewith, this quotation shall govern the obligations of the parties.
21. The seller is not responsible for the slump, strength or quality of any concrete to which water or any other material had been added by the purchaser of his agent or at his request. The seller has no control over the placing or handling of concrete after unloading and will not be responsible for placement, finishing, initial and final curing, placement of joints at proper spacing, and any aesthetic concerns/issue's (such as cracks, discoloration, etc.) that may arise in the plastic and hardened state where the concrete has been used or is used.
22. Designs for ready-mixed concrete will be made to produce 27 cu. ft. yield per cu. yd. and the specified strength. The seller does not assume liability in connection with any design by other than the seller to produce 27 cu. ft. yield or specified strength.
23. Cost of testing is to the account of the purchaser.
24. Any stated or implied guarantee of concrete strength by the seller is contingent on all concrete testing work and subsequent evaluation of concrete test results being performed by the purchaser in full compliance with all provisions in the applicable ASTM, AASHTO and ACI standard or specification. No cost of any concrete testing is for the account of the seller except as may be required in referenced standards or specifications.
25. ARBITRATION AND CLASS ACTION WAIVER: In the event of any dispute, claim, question or disagreement ('Claims") arising from or relating to the transactions contemplated hereby, the parties agree to consult and negotiate with each other and attempt to reach a just and equitable solution reasonably acceptable to both parties. If the parties do not reach such a solution within a period of 60 days, then, upon written notice by either party to the other, all disputes, claims, questions or differences shall be finally settled by arbitration administered by the American Arbitration Association in accordance with the provisions of its Construction Industry Arbitration Rules. Such arbitration shall proceed solely on an individual basis without the right for any Claim to be arbitrated on a class action basis or in a purported representative capacity on behalf of others. The arbitrator's authority to resolve and make written awards is limited to Claims between the parties alone. Claims may not be joined or consolidated unless agreed to in writing by all parties. No arbitration award or decision will have any preclusive effect as to issues or claims in any dispute with anyone who is not a named party to the arbitration. Notwithstanding any other provision in these Terms and Conditions, and without waiving either party's right of appeal, if any portion of this 'Arbitration and Class Action Waiver" provision is deemed invalid or unenforceable, then the entire provision (other than this sentence) shall not apply.
26. Except to the extent required by applicable law or regulation, purchaser agrees to keep this quote and the price quoted herein confidential and shall not publish, make available or otherwise disclose this quotation or the price quoted herein to any third party except in connection with the sale or prospective sale of purchaser’s goods, materials or services.

# PROPOSAL

American Blue Star Reinforcing
17633 Gunn Hwy #170
Odessa, Fl. 33556
Phone: (813) 733-1987

Date: 11/10/2025
Contact: Doug Jordan
Cell: (813) 733-1987
djordan@absreinforcing.com

Proposal: DJ401-25FL R

To: PCL Construction Inc.
Address:

Project:

Lake Manatee WTP Phase B

Attention: Bill Naramore
Phone: 813-425-1459
Email: WENaramore@pcl.com

# SCOPE OF WORK

This Agreement is between American Blue Star Reinforcing (hereinafter called "Subcontractor") and PCL (hereinafter called "Contractor") and is subject to the terms and conditions as follows:

Furnish Labor to install reinforcing steel for the above-referenced project, all in accordance with the Structural drawings and specifications from the Following: Bid Submittal set of plans Dated APRIL 2023

The Contractor agrees, in consideration of the performance of this agreement by the Subcontractor, to pay, or to cause to be paid to the Subcontractor, sums of money computed as follows:

| | |
|---|---|
| **Unit Price Install Reinforcing.** | 555 / Ton |
| **Unit Price Install Reinforcing Pipe Encasement** | 1200 / Ton |
| **Unit Price Supply Reinforcing** | 1338 / Ton |

*Taxes not Included*

*Prices are based on shipments starting April 1 2026, Prcies maybe subject to increase thereafter.Any increases will be based on and equal to the amount of the mill increases.*

Unless agreed otherwise, it is understood that the work will be performed during a **40** hour work week (i.e., Monday through Friday - 8 hour day). If additional time or premium time or an acceleration is required to complete the work, through no fault of Blue Star, Than contractor is responsible to pay all premium at an additional rate of **$75** per hour

Proposal is only valid for 15 days from the date of the proposal. After this date the proposal will be subject to reconfirmation by the seller and repricing based on market conditions.
If ABSR recieves LOI from PCL than ABSR reserves the right to review all aspects of project scope, schedule, constructability, ect. with PCL before official acceptance of such LOI.
*ABSR = American Blue Star Reinforcing*

**ABSR Condsiderations:**

1) Project wage rates are not based on Local Davis Bacon
   If it is determined that a prevailing wage is other than above mentioned, than ABSR reserve the right to be compensated for the diffrence of the prevailing & bid wage if needed.
2) No badging or permit fees.
3) ABSR to be given access to Suppliers shipping and release log as well as submittals status.
4) ABSR to be paid its monthly progress billing in full 30 days from Invoice date
5) ABSR to be paid its final contract and retention (If Held) in full after 30 days upon the final Invoice date.
6) Retention to be 5%
7) Pour breaks and sequence to be mutualy agreed upon.

**Specific Exclusions**

1) Augercast Piles
2) Site Walls or Site work
3) Generator Pads
4) Crane Pad and Tie Backs
5) Sidewalk and electrical duct Encasements
6) Drainage Structures
7) PARKING
9) Male Formsavers

All other Exclusions see on page 5.

1 hour unloading time allowed per delivery, additional time will be charged at $150 per hour for each hour or portion thereof.

Rebar & PT Contract/Estimated quantities to be forwarded to Subcontractor before mobilization.
ABSR to be paid its contract in full every 30 days upon the final inspection and approval.
Contractor will provide grades, lines, and rigid templates.

# CONDITIONS OF AGREEMENT

1. Contractor agrees to give Subcontractor 24-hours notice for workmen at job site and schedule work for a full day.

2 Contractor agrees that all forms and templates will be in place before installation, except those forms or other materials that will hinder the installation.

3 Contractor agrees to establish all levels and datum lines, elevations, openings, and dowel outs.

4 Contractor will provide clear access roads and ramps for unloading of trailer/truck deliveries to within 50 feet of point of installation, and reasonable storage areas.

5 Contractor will provide grades, lines, and rigid templates.

6 Contractor will provide sanitary facilities.

7 Contractor will provide reasonable working areas, with proper scaffolding in place, where applicable.

8 Hoisting: the general contractor shall provide, at no cost to the Subcontractor, properly manned hoisting facilities for the hoisting or lowering of men, materials and equipment, including but not limited to, that hoisting or lowering required for unloading, distribution, and placement of pre-assembled units.

9 Contractor agrees to provide copies of all contract documents in quantities as reasonably requested by the Subcontractor at no cost to the Subcontractor.

10 Contractor agrees to provide copies of all shop drawings, bar lists, and receiving tickets for all materials necessary in the pursuit of this Subcontract in quantities as requested by the Subcontractor at no cost to the Subcontractor. Contractor shall allow Subcontractor rights to work with steel supplier directly, and agrees to do so by acceptance of this Proposal.

11 Working schedules to be made by mutual agreement of the Contractor and Subcontractor to conform to Contractor's master schedule. In event duration times are provided by Subcontractor, it is agreed that time starts only when work areas are provided ready to receive installation in all respects, in accordance with OSHA and State safety regulations.

12 Reinforcing steel will be bundled and tagged for each pour. Any and all revisions to be described, in writing by the Architect/Engineer.

## ***EXCLUDED BY SUBCONTRACTOR AND FURNISHED BY GENERAL CONTRACTOR***

1. Cost of inspection, testing, permits and/or fees.
2. Cost of performance and/or other bonds, all penalties, or liquidated damages.
3. Inserts, sleeves, smooth dowels, or threaded reinforcing steel or rods.
4. Cleaning, cutting, straightening or rework of existing reinforcing steel.
5. cutting, drilling, grouting, dry-packing, epoxying of reinforcing steel.
6. Burning of structural steel to pass reinforcing steel.
7. Liability against loss of reinfrocing steel due to strikes, accidents, water, flood or other acts of God, and the repair or replacement of same.
8. Protection, painting, greasing or wrapping of reinforcing steel or smooth dowels.
9. Fabricated reinforcing steel, or other permanent materials.
10. OSHA requirements for exposed reinforcing steel ends.
11. All welding and mesh wrapping.
12. Field bending of any reinforcing steel.
13. Blocking, chairing and/or pulling of wire mesh.
14. Hoisting or lowering of men and materials, including pre-fabricated units.
15. Support steel and concrete accessories for reinforing steel.
16. support steel and accessories for post-tensioning manterials.
17. Any applicable sales or use taxes.
18. All splicing devices.
19. Firm, level, sub-grade at elevation shown on drawings.
20. All dead men and cables for guying if required.
21. Separate pour watchman, or safety, quality, or traffic control personnel or the added cost of composite crew clean-up peronnel.
22. Disposal or removal of trash, debris, etc.
23. Installation of masonry steel above dowels.
24. Moving or double-handling reinforcing steel from lay-down yard.
25. Protective covering of stored steel, if applicable.
26. Removal, grinding and/or patching of staples, nails, bolts or any other device used for the placement of concrete reinforcement accessories.
27. Generally, all mechanical couplers and mesh are excluded unless a price is specifically addressed for those items.
28. Beam bolsters to run longitudinally with beam bottoms.
29. Site-Specific safety tools, clothing and/or orientations to be provided or paid for by the General Contractor.

# ***EXECUTION***

NOW, THEREFORE, the Contractor accepts the above Subcontract Proposal and the Subcontractor agrees to perform the work comprehended hereunder, and the Contractor agrees to and accepts all stipulations, conditions and exclusions set set forth in the preceding.

IN WITNESS WHEREOF, both parties have executed this Agreement in the day and year as written.

| CONTRACTOR: | | SUBCONTRACTOR: | |
|---|---|---|---|
| By: | | By: | Doug Jordan |
| Title: | | Title: | Project Manager |
| Date: | | Ph: | 813-733-1987 |
| | | Date: | |

# D. T. READ STEEL CO., INC.

100 Opportunity Drive South Mills, NC 27976 Phone: (757)487-2047 Fax: (757)487-0768


**NCDOT Highway Contractor # 70211**
**DBE Certified FDOT (Florida)**
**NAICS CODE: 237310**
**EMR .71**

November 11, 2025

RE: Manatee County SEWRF - Phase B - Capacity Improvements
Brandenton, Florida

# QUOTE

D. T. Read Steel proposes to place reinforcing steel for **$841.00 per ton.**
Tie wire (black annealed wire only) for an additional **$40.00** to the unit price.
One (1) Mobilization **$3,000.00**
**.71 current MOD rate**

# SCOPE

If the **FL05** dated **01/03/25** wage determination for reinforcing ironworker is **$34.39**, the price quoted is valid; if the wage scale is different our quote is subject to change. All reinforcing steel is to be furnished, fabricated with accessories; approved shop drawings, are to be furnished by others. Full crane service, when needed, will be furnished by your company without charge to us. The rebar needs to be offloaded by others next to the intended work area, within cranes reach of the installation work area; once unloaded we will only handle the rebar one time in the act of installation or pre-fabrication. All prefabricated rebar must be prefabricated within the cranes reach of its installed location. We must have a dedicated crane when needed. If applicable, we must have a picking beam for our use, to set our prefabricated walls, etc. without charge to us. If applicable, any vertical rebar must rest on top of the finish concrete below. Any openings that the rebar is not fabricated for shall be cut or moved by others.

Your company must provide dowel templates, grade lines, and pour layout necessary to place the reinforcing steel; also, you must provide type 25 standees and slab bolsters for slab rebar mats and beams. We will need templates provided by your company for any dowels projecting out of any concrete. The rebar will be placed before any possible obstructions, forms, steel beams, anchor bolts, etc.; meaning the rebar installed will not be pulled, threaded, dragged, etc. under any obstructions. If it is practical and more efficient to prefabricate the rebar mats, beams, etc., we will need crane service to set the prefabricated items. If necessary, we may need holding rebar, brace rebar, positioning rebar, etc. and this is to be paid to us as an extra to contract at our unit rate. Any trenches, sump pits, depressed slabs, elevation changes at any location in the slabs, clearly need to be marked by others prior to placing rebar. The rebar lay-down area shall be within a crane's reach of the rebar located in that specific pour.

# D. T. READ STEEL CO., INC.

100 Opportunity Drive South Mills, NC 27976 Phone: (757)487-2047 Fax: (757)487-0768


Manatee County SEWRF - Phase B - Capacity Improvements
Brandenton, Florida

Standard typical exclusions are placing precast rebar, placing duct-bank/pipe encasement rebar, field bending rebar, testing rebar, welding, welded rebar splices, burning, cutting rebar, placing CMU masonry rebar, placing CMU masonry lintel bond beams, placing CMU masonry tie beams, making templates for dowels, placing mechanical couplers, placing smooth dowels, placing wire mesh, making supports for top mat rebar, placing pile dowels, drilling, epoxying dowels, grouting dowels, placing pile plug rebar, placing pile connection rebar, placing wall coping cap rebar, welding pile dowels, staging, scaffolding and cleaning rebar are to be done by others. If any wire mesh affiliated rebar is located within any pour areas where the wire mesh is not installed by us, others shall install any wire mesh affiliated rebar within that pour such as CMU dowels, thicken slab rebar, turn down slab rebar, opening rebar, reentrant rebar, added rebar, curb dowel rebar, etc. Any sleeves, dowel sleeves, covering rebar, placing weldable rebar, placing smooth dowels, placing stair nose rebar shall be done by others. Any men supplied for concrete pour watch shall be supplied at our hourly basis, premium time not included.

This proposal is based on a standard eight-(8) hour workday or forty-(40) hour workweek, weather permitting. D. T. Read Steel Co., Inc. will not be responsible for any overtime cost, if any overtime occurs your company shall pay for the premium. Also, we are not held liable for delays of any nature, unless due to our negligence. We include insurance, labor, chokers, and trade tools for our portion of the work. We are to be paid for any items prefabricated and stockpiled. If the rebar needs to be stockpiled on site at a specific elevation your company shall supply the necessary material and means to stockpile rebar. Dunnage supplied by you at no charge to us. If applicable, others shall cover every truck load of rebar delivered to the jobsite. Any covering of any exposed rebar that has been installed shall be covered by others. Making the rebar safe to work around, such as rebar caps, etc., shall be done by others. Any static lines, handrails, scaffolding, etc., will be in place by others before our workers enter the work area. All static lines, handrails, scaffolding etc., shall be OSHA/Job site approved. In addition, restroom facilities are to be supplied by your company.

We will cover the cost of 1 hour of job orientation. Any other job orientation, training, requirements, COVID training, vaccine testing, vaccine information training, etc. shall be paid by others at our hourly rates. Any confined space, hazmat training, or any training needed to work on this project shall be paid for by others. Also, any associated cost incurred for base access, badging or background checks shall be paid by others at our hourly rates.

We must have a copy of every rebar shipping ticket sent to us. We will bill per amount delivered as stated on the shipping tickets not the plan quantities. Any retainage withheld is to be paid within thirty (30) days after our portion of the work is completed, not after the Contractor's portion is complete. This sentence is to be included in the subcontract **(Any work-related discrepancies shall be clarified by the work scope stated in DTRSC's proposal dated 11/11/25)**.

Our hourly rate is **$75.00** per man, **$85.00** per foreman and **$95.00** per superintendent per hour. Our payment Terms = Net 30 Days and Net 15 Days for T&M or Changer Order work.

# D. T. READ STEEL CO., INC.

100 Opportunity Drive South Mills, NC 27976 Phone: (757)487-2047 Fax: (757)487-0768


Manatee County SEWRF - Phase B - Capacity Improvements
Brandenton, Florida

This proposal is valid for 30 days and is subject to the attached terms and conditions. If a Bond is needed for this contract, one can be provided for the installation portion of our contract, at the expense of the General contractor as follows and any surcharges; the bond rate will be **2.5%**. The bond rate will need to be issued as Change Order #1. Also, the total (premium) bond rate is based on the final contract value.

GOD Bless,
D. T. Read Steel Co., Inc.

_____
Donnie Read, President

J P Specialties, Inc.
P O Box 1507
Lake Elsinore, CA 92531

Quote

Invoice #: 00027903

Bill To:

PCL Civil Constructors
C/O Southern Avenue Sewer Project
7317 W Southern Avenue
Laveen, AZ 85043
USA

Ship To:

PCL Civil Constructors, Inc.
1 N. Dale Mabry Highway, Suite 300
Tampa, FL 33609
Christian - (918) 892-4110

| SALESPERSON | YOUR NO. | SHIP VIA | COL | PPD | SHIP DATE | TERMS | DATE | PG. |
|---|---|---|---|---|---|---|---|---|
| Ward, Nathaniel P | QUOTE | Prepaid | | | 12/4/2025 | 1% 10 Net 30 | 11/20/2025 | 1 |

| QTY. | ITEM NO. | DESCRIPTION | PRICE | UNIT | DISC % | EXTENDED | TX. |
|---|---|---|---|---|---|---|---|
| | | **Manatee County SEWRF – Phase B – Capacity Improvements in Bradenton, FL**<br><br>**Current Lead Time is (2) Weeks + Transit ARO**<br><br>*****Freight Becomes Prepaid at Order Subtotal of $19,000.00+**<br><br>**6" & 9" PVC WATER STOP** | | | | | |
| 3,400 | PVC638 | 6" x 3/8" x 50' Earth Shield PVC ribbed centerbulb waterstop. ***HS Tariff 3916.20.00 | $3.53 | lft | | $12,002.00 | |
| 250 | PVC938 | 9" x 3/8" x 50' Earth Shield PVC ribbed centerbulb waterstop. ***HS Tariff 3916.20.00 | $6.44 | lft | | $1,610.00 | |
| | | **CH2M Hill Waterstop Protector** | | | | | |
| 52 | 2055CH2M | CH2M Hill (Special) Stainless Steel Waterstop Protector 4-1/2" 12 gauge 304 S/S (4 lft sections) Per Specification *** This is a custom bend-to-order part. | $45.00 | lft | | $2,340.00 | |

Due to product liability all Earth Shield¨ Waterstop sales are final.

| | |
|---|---|
| Sale Amt.: | |
| Freight: | |
| Sales Tax: | |
| Total Amt.: | |
| Paid Today: | |
| Balance Due: | |

J P Specialties, Inc.
P O Box 1507
Lake Elsinore, CA 92531

Quote

Invoice #: 00027903

Bill To:

PCL Civil Constructors
C/O Southern Avenue Sewer Project
7317 W Southern Avenue
Laveen, AZ 85043
USA

Ship To:

PCL Civil Constructors, Inc.
1 N. Dale Mabry Highway, Suite 300
Tampa, FL 33609
Christian - (918) 892-4110

| SALESPERSON | YOUR NO. | SHIP VIA | COL | PPD | SHIP DATE | TERMS | DATE | PG. |
|---|---|---|---|---|---|---|---|---|
| Ward, Nathaniel P | QUOTE | Prepaid | | | 12/4/2025 | 1% 10 Net 30 | 11/20/2025 | 2 |

| QTY. | ITEM NO. | DESCRIPTION | PRICE | UNIT | DISC % | EXTENDED | TX. |
|---|---|---|---|---|---|---|---|
| | | ***HS Tariff 7308.90.90.99 | | | | | |
| 2 | NB190A | **Hydrophilic Swelling Waterstop** (200 lft [60.97 M] [8 rolls] per box) Type NB190 Profile A is a flexible, coiled strip of modified hydrophilic chloroprene rubber that swells upon contact with water to form a long lasting compression seal for concrete construction joints. 10mm x 20mm x 60.97 meters [200 lft]. | $857.14 | box | | $1,714.28 | |
| | | ***HS Tariff 2715.00.0000 | | | | | |
| 8 | NBPASTESAUS | Type NB190¨ Hydrophilic Waterstop Paste is a single-component, moisture activated hydrophilic, elastomeric sealant for use as a waterstop in new construction and repair applications. 1/4" bead yields 50 feet per 20-ounce sausage tube. | $75.12 | each | | $600.96 | |
| | | ***HS Tariff 3909.50.1000 | | | | | |
| | | **Tools / Accessories** | | | | | |
| 1 | NBGUN | Caulking Gun for Sausage | $90.00 | each | | $90.00 | |

Due to product liability all Earth Shield¨ Waterstop sales are final.

| | |
|---|---|
| Sale Amt.: | |
| Freight: | |
| Sales Tax: | |
| Total Amt.: | |
| Paid Today: | |
| Balance Due: | |

J P Specialties, Inc.
P O Box 1507
Lake Elsinore, CA 92531

Quote

Invoice #: 00027903

Bill To:

PCL Civil Constructors
C/O Southern Avenue Sewer Project
7317 W Southern Avenue
Laveen, AZ 85043
USA

Ship To:

PCL Civil Constructors, Inc.
1 N. Dale Mabry Highway, Suite 300
Tampa, FL 33609
Christian - (918) 892-4110

| SALESPERSON | YOUR NO. | SHIP VIA | COL | PPD | SHIP DATE | TERMS | DATE | PG. |
|---|---|---|---|---|---|---|---|---|
| Ward, Nathaniel P | QUOTE | Prepaid | | | 12/4/2025 | 1% 10 Net 30 | 11/20/2025 | 3 |

| QTY. | ITEM NO. | DESCRIPTION | PRICE | UNIT | DISC % | EXTENDED | TX. |
|---|---|---|---|---|---|---|---|
| 1 | 12414 | Tubes<br>JP414 Series 2 (3/4" x 4.5" x 14") large waterstop splicing iron. Includes: Peel-and-stick Teflon cover, aircraft-grade 6061 aluminum casing, built-in thermometer, oil-resistant outdoor-use power cord, ergonomic grip, and high-temperature (1000 watts) sealed cartridge heaters. (115 volt.)<br>***HS Tariff 8515.19.0000 | $436.97 | each | | $436.97 | |
| 1 | 12418 | Die-cut to fit JP414 Series 2. Peel & Stick Teflon Covers provide a non-stick surface for JP Waterstop Splicing Irons.<br>***HS Tariff 7019.40.0000 | $20.24 | each | | $20.24 | |
| 1 | 12010 | ST-10 Series 2 Waterstop Splicing Table is an easy-to-use tool designed to mechanically weld thermoplastic waterstops (adjusts up to 12" wide). Saves time and money, while providing high-quality mechanical field welds. (includes instruction manual, shims, & tool kit.) (no welding iron included).HS Tariff | $2,500.61 | each | | $2,500.61 | |

Due to product liability all Earth Shield¨ Waterstop sales are final.

| | |
|---|---|
| Sale Amt.: | |
| Freight: | |
| Sales Tax: | |
| Total Amt.: | |
| Paid Today: | |
| Balance Due: | |

J P Specialties, Inc.
P O Box 1507
Lake Elsinore, CA 92531

Quote

Invoice #: 00027903

Bill To:

PCL Civil Constructors
C/O Southern Avenue Sewer Project
7317 W Southern Avenue
Laveen, AZ 85043
USA

Ship To:

PCL Civil Constructors, Inc.
1 N. Dale Mabry Highway, Suite 300
Tampa, FL 33609
Christian - (918) 892-4110

| SALESPERSON | YOUR NO. | SHIP VIA | COL | PPD | SHIP DATE | TERMS | DATE | PG. |
|---|---|---|---|---|---|---|---|---|
| Ward, Nathaniel P | QUOTE | Prepaid | | | 12/4/2025 | 1% 10 Net 30 | 11/20/2025 | 4 |

| QTY. | ITEM NO. | DESCRIPTION | PRICE | UNIT | DISC % | EXTENDED | TX. |
|---|---|---|---|---|---|---|---|
| | | 8465.92.0045 | | | | | |

Due to product liability all Earth Shield¨ Waterstop sales are final.

| | |
|---|---|
| Sale Amt.: | $21,315.06 |
| Freight: | $0.00 |
| Sales Tax: | $0.00 |
| Total Amt.: | $21,315.06 |
| Paid Today: | $0.00 |
| Balance Due: | $21,315.06 |

# AMHERST MAINTENANCE, INC.

## *PROPOSAL*

November 11, 2025

PCL Construction Inc
1050 North Dale Blvd
Tampa FL 33609

Attention: Thomas Skehan

Re: Manatee County SERWRF Capacity Improvements Project- Phase B . Proposed price is based on specifications and drawings

**SCOPE OF WORK**

**ITEM INCLUDED**

***New Electrical Building #4…….$ 31,500.00**
***New AGS Influent Pump Station……...$ 32,000.00**
***New AGS WAS Pump Station……$ 6,000.00**
***New AGS Basin and AGS WAS Surge Tank……$ 2,380,000.00**
***New AGS Blowers……$ 50,000.00**
***Yard Piping……..……$ 28,000,00**

**SECTIONS INCLUDED**

1. **Section 09970 (Surface protection Spray System)**
2. **Section 09900 (Painting)**
3. **Section 07900 (Joint Sealants)**

**TOTAL AMOUNT ……$2,527,500.00**

**Price includes all labor, material scaffolding, insurances bonding and supervision**

920 Harbor Lake Court, Safety Harbor Florida 34695
Phone (727) 781-6500 Fax (727) 726-8729 Email: AmherstMaintenance@verizon.net

# Universal Painting Corporation

***Fax Bid Form***

**To:**

**Company:** **PCL Construction**

Fax #: Phone #:

From: **Dave Billingsley** Direct Phone: (864) 844-3512 Email: dbillingsley@universalpainting.com

Bid Date 12-Nov-25 2:00 PM Submitted Date 12-Nov-25

**Project:** **Manatee County SERWRF Capacity Improvements Phase B**

**Addenda Received:** **None**

## Our Proposal includes the following:

Per Plans and Specification as shown for the Divisions listed below,

**Base Bid by Specification Section:**

| Division | Description of Work (Listed by Area) | Amount |
|---|---|---|
| 0 9900 - Painting, | Electrical Bldg 4 | $23,541 |
| 0 9900 - Painting, | Oxidation Ditch 3 and Aerobic Basins | $19,626 |
| 0 9970 - Surface Protection Spray System, | AGS Tank | $3,740,031 |
| 0 9900 - Painting, | Blowers and Generator Area | $69,174 |
| Mobilization, General Conditions, Submittals, Contingency and Punch Out | | $142,230 |
| | **TOTAL PROPOSED AMOUNT** | **$3,994,603** |

| Number | Description of Work | |
|---|---|---|
| 0 7100 | Joint Sealants | $125,208 |

| | Yes | No | | Yes | No |
|---|---|---|---|---|---|
| Bonds Included? | | XX | Materials & Labor | XX | |
| Proposal valid for | 60 days | | Labor Only | | XX |
| Per Plans & Specs? | XX | | Terms 2% NET 10, NET 15 | XX | |
| Certified MBE or WBE? | | XX | Retainage Held per Projects state law | XX | |
| Visited Job-Site? | | XX | Crew Days | | 923 |

Confidential

**4196 Merchant Plaza #459 Lake Ridge, VA 22192 Phone (864) 844-3512 Fax (863) 594-1905**

**C:\Users\seipl\Documents\Bids\2025\11-Nov\FL Manatee County SERWRF Capacity Imp Phase B\Manatee County SERWRF Capacity Improvements Phase B**

# Universal Painting Corporation

***Fax Bid Form***

**4196 Merchant Plaza #459 Lake Ridge, VA 22192  Phone (864) 844-3512  Fax (863) 594-1905**

**C:\Users\seipl\Documents\Bids\2025\11-Nov\FL Manatee County SERWRF Capacity Imp Phase B\Manatee County SERWRF Capacity Improvements Phase B**

# Universal Painting Corporation

***Fax Bid Form***

**Exclusions/Notes:**

Proposal is based on a 40-hour workweek, Electricity and Potable Water shall be supplied within 100 feet of the work area by GC or CMAR, Blast Media shall remain on ground, All Metals are to be prepared and shop primed by GC/CMAR or their suppliers, Exclude Aluminum in contact with concrete, Exclude all Manholes unless stated above, Exclude all labels other than stencils and color coding on piping field painted by UPC only, Exclude all pipe interiors, All water retaining structures shall be clean and maintained dry by GC/CMAR, All crane lifts and assistance with unloading materials and equipment shall be provide by GC/CMAR, Exclude FRP Ducts, Piping & Scrubbers, Payments beyond 45 days is subject to a 1.5% Fee, This proposal and work scope shall become part of the contract and any unlisted work shall be done on a change order, Guarantee shall be 1 year from date of acceptance not to exceed 18 months from date of installation, Bid price based on UPC standard wages. If Davis Bacon required, please contact us prior to bid date., Exclude all buried pipe, No Enviroment Controls, Exclude all lead and asbestos abatement , All damaged/abraded,field welded, and beyond maximum recoat window items that were shop/factory pre-finished will be repaired on a lump sum change order basis outside this scope, If factory/shop primed items are noncompatible with the specified paint system, the barrier coat or removal and re-prime shall be done on a lump sum change order basis, Environmental Considerations: No containment of the work surfaces are planned. Heat for working in inclement weather has not been included. Ambient and Substrate temperature must be within manufacturers products data sheets, Includes standard provisions for General Liability and Workers Comp. If additional endorsements are required, additional costs will apply, Painting of pipe prior to being insulated is specifically excluded, If nuts and bolts on piping are not required to be painted a change order will be required., Third Party NACE inspection excluded, Manufacturer's inspections limited to hold point inspections only(after pre cleaning and surface preparation, after primer application, after intermediate coat application, and after final coat application with final cure and testing if required)., Pricing is not stand-alone without approval,

Above proposed amount is based on that all work must be substantially completed before 12-Feb-28
Any work beyond the above stated date may be subject to a price increase.

Confidential

**4196 Merchant Plaza #459 Lake Ridge, VA 22192 Phone (864) 844-3512 Fax (863) 594-1905**

- Auma actuator will be upgraded from open/close service to modulating service.
- E&H Thermal mass air flow meter(s) with 3/4" NPT process connection, 4-20 mA outputs, and 18-30 VDC power requirements.
- 16 inch ABZ series 397 manually operated butterfly valve(s) with lug style end, cast iron body, stainless steel disk, viton seat, 17-4 stainless steel shaft with lever handle.

**AquaNereda Level Sensor Assemblies**

**3 Pressure Transducer Assembly(ies) each consisting of:**

- Pressure transducer(s).
- 316 stainless steel mounting bracket weldment(s).
- 316 stainless steel transducer mounting pipe weldment(s).
- Stainless steel anchors.

**3 Level Sensor Assembly(ies) will be provided as follows:**

- Float switch(es).
- 316 stainless steel float switch mounting bracket(s).
- Stainless steel anchors.

**3 Junction Box(es) for Level Controls with Intrinsically Safe Relays consisting of:**

- NEMA 4X 316 stainless steel junction box(es).
- Intrinsically safe relay(s).
- Intrinsically safe analog barrier(s).

**AquaNereda Instrumentation**

**1 Server Based Control and Monitoring System will be provided as follows:**

- Process Controller Server, Dell Power Edge R250 Server, Intel Xeon 3.4GHz 8MB Processor, 32GB UDIMM memory, (2) 1TB SATA Hard Drives, USB wired mouse, USB wired Keyboard, Broadcom 5720 Dual Port 1GB network adapter, 60 month ProSupport 7x24.
- Microsoft Windows Server 2022 Operating System.
- Malware/Antivirus software
- StarTech 12U Server Rack.
- APC Uninterruptible Power Supply.
- Small server monitor.
- Process Operator Station, Dell OptiPlex Tower 7090, Intel Core i7-10700 (8C, 10MB), 32GB 2400MHz DDR4 RDIMM ECC memory, 512GB Hard Drives, 1TB SATA Backup Hard Drive, Integrated Graphics Card, Integrated NIC, USB Laser mouse, USB Keyboard, 63 month ProSupport 7x24, 24" Dell Monitor.
- Microsoft Windows 10 Operating System
- Malware/Antivirus software
- Uninterrupted power supply.
- NetGear GS-105NA Ethernet Switch.

**3 Dissolved Oxygen Assembly(ies) consisting of:**

- Hach LDO dissolved oxygen sensing probe. Sensor constructed of stainless steel. Probe includes electric cable.
- 316 stainless steel mounting bracket weldment(s).
- 316 stainless steel transducer mounting pipe weldment(s).
- Stainless steel anchors.

**3 TSS Sensor(s) will be provided as follows:**

- Hach Solitax TSS line sc stainless steel immersion probe with stainless steel wiper and electric cable.
- Stainless steel sensor mounting weldment(s).
- 316 stainless steel transducer mounting pipe weldment(s).
- Stainless steel anchors.


Copyright 2025, Aqua-Aerobic Systems, Inc

**3 ORP Sensor(s) will be provided as follows:**

- Hach pHD differential ORP sensor. Sensor constructed of PEEK material with the convertible body style. Sensor includes integral temperature monitoring sensor and electric cable.
- 316 stainless steel mounting bracket weldment(s).
- 316 stainless steel transducer mounting pipe weldment(s).
- Stainless steel anchors.

**3 pH Sensor(s) will be provided as follows:**

- Hach pHD sc digital differential pH sensor. Sensor constructed of PEEK material with the convertible body style. Sensor includes integral temperature monitoring sensor and electric cable.
- 316 stainless steel mounting bracket weldment(s).
- 316 stainless steel transducer mounting pipe weldment(s).
- Stainless steel anchors.

**1 Phosphorus Analyzer(s) will be provided as follows:**

- Phosphate analyzer(s).

**3 NO3 Sensor(s) will be provided as follows:**

- 2 mm Nitrate sensor(s).
- 316 stainless steel mounting bracket weldment(s).
- 316 stainless steel transducer mounting pipe weldment(s).
- Stainless steel anchors.

**3 Hach TSS WAS Sensor(s) will be provided as follows:**

- Hach Solitax Inline sc stainless steel pipe insertion probe with stainless steel wiper and 33 ft electric cable. One (1) probe per basin.
- Probe insertion valve.

**3 Process Controller(s) consisting of:**

- Hach SC1000 probe module(s), in IP65 enclosure with corrosion resistant finish. Controller includes internal AC power supply, EEPROM memory back-up, and mounting kit for installing on basin handrail.

**3 Ammonium Probe(s) will be provided as follows:**

- Horiba Ammonium probe with 10m cable.
- Horiba HC-2000NH Controller(s).
- Mounting pole(s).
- Sensor holder(s) with ultrasonic cleaner.

## AquaNereda: PLC Controls

### AquaNereda Controls wo/Starters

**1 Controls Package(s) will be provided as follows:**

- NEMA 12 panel enclosure suitable for indoor installation and constructed of painted steel.
- Uninterrupted power supply.
- Internal control panel light(s).
- Digital surge arrestor(s).
- Ethernet surge protector(s).
- Compactlogix Processor.
- Input card(s)
- Output card(s).
- Analog input card(s).
- Power supply(s).
- PanelView Plus 7 15" color touch screen display(s).
- Control relay(s).


Copyright 2025, Aqua-Aerobic Systems, Inc

- Ethernet switch(es).
- Power supply(s).
- 115 V power line filter(s).
- GFI convenience outlet(s).
- Remote access Ethernet modem(s).
- Panel will be UL listed and labeled.
- One (1) lot of AGS Control Panel spare parts.

## Engineering: AquaNereda

### AquaNereda Engineering

**1 Set(s) Documentation will be provided as described:**

- Operation & Maintenance Manuals (English language) in electronic format.

**1 Set(s) Documentation will be provided as described:**

- Engineer's Approval Data (English language) in electronic format.

## Supervision/Freight

### AquaNereda Supervision/Freight Domestic

**1 Supervision Services and Freight Package(s) will be provided as follows:**

- 12 Day(s) On Site for INSTALLATION SUPERVISION
- 3 Trip(s) for INSTALLATION SUPERVISION
- 12 Day(s) On Site for MECHANICAL SUPERVISION
- 3 Trip(s) for MECHANICAL SUPERVISION
- 12 Day(s) On Site for ELECTRICAL SUPERVISION
- 3 Trip(s) for ELECTRICAL SUPERVISION
- 12 Day(s) On Site for PROCESS STARTUP
- 3 Travel Day(s) for PROCESS STARTUP
- 60 Day(s) On Site for PERFORMANCE TESTING
- 12 Trip(s) for PERFORMANCE TESTING
- FREIGHT TO JOBSITE

**The Following General Notes apply to Aqua-Aerobic Systems' Proposal:**

- SCHEDULE: Schedule times are dependent on issuance of Purchase order with the following requirements: acceptable terms and conditions, guarantee of payment, all exceptions/clarifications provided have resolution and final drawings and specification sections have been provided to Aqua-Aerobic Systems.

We expect submittals to be completed and in transit to you within 10-12* weeks after receipt of order with signed Non Disclosure Agreement(s), signed End User Agreement, acceptable terms and conditions and guarantee of payment. We expect receipt of approved engineer's submittal with release for manufacture within 4-8 weeks of our transmittal of submittal data. We expect shipment of equipment (transit time excluded) to be approximately 16-22* weeks from our receipt of approved engineer's submittal data and release for manufacture. We expect shipment of granules (transit time excluded), if specifically included within our scope, to be approximately 2-4* weeks prior to scheduled plant start-up. *Schedules may be adjusted at time of order placement, depending upon existing order backlog. Weeks quoted are actual working weeks.

- Schedule changes due to supply chain disruption may impact the above quoted times. Aqua-Aerobic Systems will advise if/when any such disruption applies.
- Aqua-Aerobic Systems will be closed for the Christmas Holidays beginning approximately December 24, through approximately January 2nd.


Copyright 2025, Aqua-Aerobic Systems, Inc

- The contractor/owner shall information AASI at least 10-12 weeks before AASI's representative is requested to be on site.
- PRICE ESCALATION INDEX: Aqua-Aerobic Systems reserves the right to re-evaluate the pricing quoted prior to order acceptance if; 1) a purchase order is received after the validity date stated in this proposal or, 2) the lead times stated in this proposal are exceeded. Any pricing adjustments required shall be based on a published materials cost index specific to the materials proposed.
- TARIFF PRICE ESCALATION NOTE: This proposal excludes all tariffs, duties, import/export taxes, and any other government-imposed fees. As such, the proposed goods may be affected by the recent U.S. Government proposed tariffs on imported steel, aluminum and other commodities, including but not limited to reciprocal tariffs. Because of this, Aqua-Aerobic Systems reserves the right to adjust the pricing quoted prior to order acceptance. Any pricing adjustments required due to such impacts will be based on products or materials listed in the Harmonized Tariff Schedule of the United States (HTSUS) as published by the USITC.
- CONTROLS NON-DISCLOSURE / CONFIDENTIALITY AGREEMENT: If applicable, Aqua-Aerobic Systems will provide information relating to software documentation to control the treatment system supplied using Aqua-Aerobic Systems' proprietary and/or trade secret information subject to execution of an Aqua-Aerobic Systems' "Controls Non-Disclosure / Confidentiality Agreement".
- AQUANEREDA NON-DISCLOSURE AND END USER AGREEMENTS: AquaNereda is a proprietary technology; in order to protect this technology some additional safeguards are typical. A Non-Disclosure Agreement is required between Aqua-Aerobic Systems and the Consulting Engineer and the Contractor. At time of project execution the Contractor is required to sign a Nereda Non Disclosure Agreement. At time of project execution the End User is required to sign an End User Agreement which includes non-disclosure obligations and limits distribution of the granules as well as reserving the rights of both Aqua-Aerobic Systems and Royal HaskoningDHV to, free of charge, drain off (waste) aerobic granular sludge particles generated in any AquaNereda Plant or Nereda Reactor supplied by Aqua-Aerobic. Royal HaskoningDHV may seek to suspend services if these two Agreements are not provided.
- INTEGRAL DOCUMENTS: The following documents are an integral part of Aqua-Aerobic Systems' proposal:
1. Aqua-Aerobic Systems' Exceptions/Clarifications document dated 11-10-2025.
- Additional supervision services can be provided for an additional charge of $1750/day plus travel and living expenses.

**The Following Mechanical and/or Electrical Notes apply to Aqua-Aerobic Systems' Proposal:**

- Individual blowers are sized with a free air intake. Blowers attached to a common intake manifold or provided with inlet extensions must be evaluated for possible additional pressure and horsepower requirements. Blowers positioned inside a building must be provided with adequate louvered free air intake to prevent negative pressures which may cause poor performance and overheating.
- Blower discharge manifold and piping losses are assumed at 0.5 PSI for fine bubble from the blower termination flange to the diffuser assembly termination flange. Engineer to verify actual piping losses do not exceed the above. Inlet losses are assumed at 0.25 PSI for inlet silencer and a clean filter. No inlet losses have been assumed for inlet filter piping, and it is assumed that the filter is located on each blower package.
- Valve and line sizes are to be verified by the engineer based on actual line losses.
- Electrical cables provided by Aqua-Aerobic Systems, Inc, as stated in our proposal, will terminate at the basin wall at the termination point as shown on the drawings or (if undefined) at the point nearest the powered equipment.
- Three phase motors will be 460 volt.
- Single phase motors will be 115 volt.

**The Following Scope Exclusion Notes apply to Aqua-Aerobic Systems' Proposal:**

- Materials and Services not specifically described/itemized in this proposal are not included in the quoted total price, and are to be supplied by the installing contractor/purchaser.
- The scope of supply is based on the contract documents dated 07/2025. No equipment is included for supplemental aeration/mixing.


Copyright 2025, Aqua-Aerobic Systems, Inc

- Equipment vault(s) (if applicable) must be supplied with drain and/or sump.

SCOPE BY PURCHASER/CONTRACTOR:

*Note this is not intended as a complete listing and is provided as a courtesy.

- Non-Disclosure Agreement(s)/End User Agreement(s) if required herein.
- Unloading and storage.
- Provisions for equipment access.
- Concrete, handrail and all civil works.
- All air and process piping, spool pieces, supports, gaskets and hardware beyond Aqua-Aerobic Systems' equipment terminations.
- Interconnecting piping, wiring and installation.
- All flanges and/or unions in the piping to service the equipment.
- Motor starters and MCC (Motor Control Center), unless otherwise noted in this proposal.
- Electrical conduit, hardware, supports, attachment of cables, wiring and j-boxes (if any) between motors, electrical valves, instruments and the control panel.
- Installation/field wiring of the control panel(s) that ship loose.
- Electrical wiring and supply power.
- Concrete, volumes as required, to fill mooring posts.
- All costs associated with initial sludge seeding as require for startup, unless otherwise noted.

**The Following Commercial Notes apply to Aqua-Aerobic Systems' Proposal:**

- WARRANTY AMENDMENT: Aqua-Aerobic Systems warrants the goods provided by Aqua-Aerobic Systems in accordance with the "Warranty; Limitation Of Liability; And Disclaimer" as amended herein:

In accordance with Specification Section 01030 Special Project Procedures - Phase B; Warranty period shall be 3 years from Owner Acceptance. Freight costs for goods repaired/replaced under warranty are included. Labor costs for goods repaired/replaced under warranty are included. Strike "Our warranty on accessories and component parts not manufactured by us is expressly limited to that of the manufacturer thereof."

- PROCESS GUARANTEE: A company backed process performance guarantee in accordance with the terms stated on Aqua-Aerobic Systems' process guarantee will be provided.

- F.O.B. JOBSITE; TITLE AND RISK OF LOSS: All prices and all shipments of goods are F.O.B. Jobsite City Location. It is the responsibility of the Buyer to unload shipments and utilizing the packing list and bill of lading provided with the shipment notate shortages/damages upon receipt of the shipments and notify Aqua-Aerobic Systems in writing within 7 days of the shortages/damages to facilitate filing of a freight claim. Delivery of the goods sold hereunder by the carrier shall be deemed delivered to Buyer, and upon such delivery, title to such goods and risk of loss or damage shall be upon Buyer.

- Final completion is to be 05/01/2029.

- TAXES: 6 % Florida State taxes and $50 surtax are included in the price. At time of shipment/invoicing if Aqua-Aerobic System is required by the taxing authority to collect or to pay a differing tax rate, the Buyer will be billed for the amount Aqua-Aerobic Systems' is required to pay.

- PAYMENT TERMS: Subject to credit approval and guarantee of payment, we request the following progress payments due Net 45 days from invoice issued for the designated event:

10% of total purchase price at order execution.
30% of total purchase price at our transmittal of engineer's submittal data.
50% of total purchase price at shipment of goods.


Copyright 2025, Aqua-Aerobic Systems, Inc

5% of total purchase price at completion of Start-up and Training.
5% of total purchase price at completion of final process checkout.

-SCOPE OF SUPPLY NOTE: Aqua-Aerobic Systems' scope of supply (and pricing) is as described in this proposal, including the listed Integral Documents and the terms and conditions of sale. Please refer to the proposal notes and notated drawings for equipment terminations and items not included in the proposal which are to be provided by the Buyer. Engineer's submittal data will be prepared using these proposed goods and services, and the submittal approved by the Consulting Engineer will become an integral part of the scope of supply under the contract resulting from this offer. Any additions or deletions to the scope of supply will be presented as change orders.
- CANCELLATION CLAUSE
The following cancellation clause applies for the proposed AquaNereda goods in lieu of the standard terms and conditions cancellation clause;
No acceptance of this proposal, by purchase order or otherwise, may be modified except by written consent of Aqua-Aerobic Systems, Inc. nor may it be cancelled except by prior payment to Aqua-Aerobic Systems the following sums as liquidated damages therefor:
1) If cancellation is prior to commencement of preparation of engineer's submittal data or production, a sum equal to the 10% of the total purchase price;
2) If cancellation is after the commencement of preparation of engineer's submittal data a sum equal to 15% of the total purchase price
3) If cancellation is after the assumption of any obligations by Aqua-Aerobic Systems for any engineering, materials or component parts, a sum equal to the total of the direct, out-of-pocket expenses incurred to the date of cancellation for engineering, labor, machine time, materials and any charges made to us by suppliers for cancellation, plus 30% of the total purchase price.
All charges and expenses shall be as determined by Aqua-Aerobic Systems. In the event any items are used by Aqua-Aerobic Systems, Inc. to fill a subsequent order, then upon receipt of payment for such order, Aqua-Aerobic Systems shall pay the Buyer a sum equal to the direct out-of-pocket expenses previously charged and received from Buyer.
If the Project will include Assignment, Novation, Owner Direct Purchase (ODP) or any other type of assignment, the following will apply to that assignment.
- The original mutually agreed upon terms and conditions will apply to the assignment, with the following stipulations:
- Credit approval for the "Assignee" will need to be completed/reviewed and approved.
- The Assignment must occur prior to any shipment of any equipment.
- If a Payment bond providing protection to Aqua-Aerobic Systems in the original contract, confirmation of those bond rights will be required.
With regards to the payment terms:
- Payment Terms will need to be defined prior to "assignment" including identifying the party who will be responsible for which Milestone Payment Terms Events
- In addition, the tax status of each of those payments will need to be confirmed also.
- Is the Exemption part of the assignment, or would taxes apply to the Assignee and/or Assignor.

Once the above information can be confirmed, we can then proceed with the Assignment.
However, if these requirements are not able to be confirmed, then the assignment would not granted.

TERMS AND CONDITIONS: Aqua-Aerobic Systems' proposal terms and conditions have been included as interim terms and conditions. Aqua-Aerobic Systems reserves the right to negotiate mutually agreed upon terms and conditions with PCL Construction, Inc. similar to past orders, modified to the reflect the specifics of this project.


Copyright 2025, Aqua-Aerobic Systems, Inc

- TRADEMARKS: Aqua-Jet® Surface Mechanical Aerator, Aqua-Jet II® Contained Flow Aerator, AquaDDM® Direct-drive Mixer, Endura® Series Limited Maintenance Product, OxyMix® Pure Oxygen Mixer, OxyStar® Aspirating Aerator, Fold-a-Float® Self-Deploying Segmented Float, SAF-T-Float® Safe Accessible Float Technology, TurboStar® Directional Mixer, DualStar™ Directional Mixer, Aqua MixAir® Aeration System, Aqua CAM-D® Combination Aerator/Mixer/Decanter, AquaSBR® Sequencing Batch Reactor, AquaNereda®, Aqua MSBR® Modified Sequencing Batch Reactor, AquaPASS® Phased Activated Sludge System, Aqua EnduraTube® Fine-bubble Tube Diffuser, Aqua EnduraDisc® Fine-bubble Disc Diffuser, Aqua CB-24®Coarse-bubble Diffuser, Aqua TruDense™ True Densified Sequencing Batch Reactor, AquaDisk® Cloth Media Filter, AquaDiamond® Cloth Media Filter, AquaDrum® Pressure Series Cloth Media Filter, Aqua MiniDisk® Cloth Media Filter, Aqua MegaDisk® Cloth Media Filter, AquaPrime® Cloth Media Filter, AquaStorm® Cloth Media Filter, OptiComb® Backwash System, OptiFiber® Cloth Filtration Media, OptiFiber PES-13® Cloth Filtration Media, OptiFiber PA2-12® Cloth Filtration Media, OptiFiber PES-14® Cloth Filtration Media, OptiFiber PF-14® Cloth Filtration Media, OptiFiber UFS-9® Cloth Filtration Media, AquaABF® Automatic Backwash Filter, AquaPRS™ PFAS Removal System, Aqua PR-206™ PFAS Removal Sorbent, Aqua MultiBore® P-Series Polymeric Membrane System, Aqua MultiBore®C-Series Ceramic Membrane System, AquaMB Process® Multiple-Barrier Membrane System, Aqua-Aerobic® MBR Membrane Bioreactor System, Aqua ElectrOzone® F-Series Ozone Generator, IntelliPro® Monitoring and Control System. The Aqua-Aerobic logo, registered trademarks and pending trademarks are the property of Aqua-Aerobic Systems, Inc. Nereda® is a registered trademark of Royal HaskoningDHV. All other products and services mentioned are trademarks of their respective owners.

**GOODS QUOTED ABOVE WILL BE SOLD SUBJECT ONLY TO THE TERMS AND CONDITIONS OF SALE SET FORTH HEREIN. ANY DIFFERENT OR ADDITIONAL TERMS ARE HEREBY OBJECTED TO.**

**Total Price:**


Copyright 2025, Aqua-Aerobic Systems, Inc

**TERMS AND CONDITIONS OF AQUA-AEROBIC SYSTEMS, INC. (A Metawater Company)**
**Page 1 of 2**

This offer and all of the goods and sales of Aqua-Aerobic Systems, Inc. are subject only to the following terms and conditions. The acceptance of any order resulting from this proposal is based on the express condition that the Buyer agrees to all the terms and conditions herein contained. Any terms and conditions in any order, which are in addition to or inconsistent with the following, shall not be binding upon Aqua-Aerobic Systems, Inc. This proposal and any contract resulting therefrom, shall be governed by and construed in accordance with the laws of the State of Illinois, without regard to conflicts of laws principles. Resale of any products purchased from - Aqua-Aerobic Systems, Inc, is not permitted without prior written agreement with Aqua-Aerobic Systems, Inc expressly consenting to such resale. Any party who sells a product purchased from Aqua-Aerobic Systems, Inc, is subject to the terms and conditions includedherein.

**DURATION OF QUOTATION**
This proposal of Aqua-Aerobic Systems, Inc. shall in no event be effective more than 30 days from date thereof, unless specifically stated otherwise, and is subject to change at any time prior to acceptance.

**PROPRIETARY INFORMATION**
This proposal, including all descriptive data, drawings, material, information and know-how disclosed by Aqua-Aerobic Systems, Inc. to Buyer in relation hereto is confidential information intended solely for the confidential use of Buyer, shall remain the property of Aqua-Aerobic Systems, Inc. and shall not be disclosed or otherwise used to the disadvantage or detriment of Aqua-Aerobic Systems, Inc. in any manner.

**PAYMENT TERMS; ORDERS;**
Unless specifically stated otherwise, quoted terms are Net 30 Days from invoice date. Past-due charges are 1.5% per month and will apply only on any past-due balance. Aqua-Aerobic Systems, Inc. does not allow retainage of any invoice amount, unless authorized in writing by an authorized representative of our Loves Park, Illinois office. Terms of payment are within Aqua-Aerobic Systems, Inc's sole discretion, and unless otherwise agreed to by Aqua-Aerobic Systems, Inc, payment terms must be accepted by Aqua-Aerobic Systems, Inc prior to Aqua-Aerobic Systems' acceptance of an order. Payment for the products must be made by approved credit card, check, wire transfer, or some other prearranged payment method unless credit terms have been agreed to by Aqua-Aerobic Systems, Inc. Invoices are due and payable within the time period noted on the invoice, measured from the date of the invoice. Orders are not binding until accepted by Aqua-Aerobic Systems, Inc.

**SECURITY**
If at any time the financial responsibility of the Buyer becomes unsatisfactory to Aqua-Aerobic Systems, Inc., or Aqua-Aerobic Systems, Inc. otherwise deems itself insecure as to receipt of full payment of the purchase price from Buyer hereunder, Aqua-Aerobic Systems, Inc. reserves the right to require payment in advance or security or guarantee satisfactory to Aqua-Aerobic Systems, Inc. of payment in full of the purchase price.

**SHIPMENT**
Shipping dates are not a guarantee of a particular day of shipment and are approximate, being based upon present production information, and are subject to change per the production schedules existing at time of receipt of purchase order. Aqua-Aerobic Systems, Inc. shall not be responsible for any delay in shipment for causes beyond its control including, but not limited to, war, riots, strikes, labor trouble causing interruption of work, fires, other casualties, transportation delays, modification of order, any act of governmental authorities or acts of God. Quoted shipment dates in this proposal are approximate dates goods will be shipped and, unless agreed to in writing by Aqua-Aerobic Systems, Inc., Buyer may not postpone or delay the dates of shipment of goods from our plant or from our supplier's plants beyond the dates set forth in this proposal. Buyer is required to notify Aqua- Aerobic Systems, Inc within 7-days of any discrepancies with shipment.

**SHIPPING CHARGES; TAXES and OTHER RELATED FEES.** Separate fees for shipping and handling will be charged on all purchases unless specifically stated otherwise. Prices quoted do not include any taxes, customs duties, or import fees. The Buyer is responsible for sales use and all other taxes and fees associated with the purchase. If aqua-Aerobic Systems, Inc. is required by any taxing authority to collect or to pay any such tax, duty or fee, the Buyer shall be separately billed at such time for the amounts Aqua-Aerobic Systems, Inc is required to pay

**TITLE AND RISK OF LOSS**
**F.O.B. Destination** - Delivery of goods to the destination shall be deemed delivery to the Buyer, and upon such delivery, title to such goods and risk of loss or damage shall be upon Buyer.

**F.O.B. Aqua-Aerobic Systems, Inc's plant at Loves Park, Illinois** - Delivery of the goods sold hereunder to the carrier shall be deemed delivery to the Buyer, and upon such delivery, title to such goods and risk of loss or damage shall be upon Buyer.

**INSURANCE**
Unless the goods are sold on a CIF basis, the Buyer shall provide marine insurance for all risks, including war and general coverage. Aqua-Aerobic Systems, Inc will provide evidence of coverage upon request. At no time will Aqua-Aerobic Systems, Inc issue a certificate of insurance listing Buyer as additional insured unless under fully executed contract and Aqua-Aerobic Systems, Inc is providing start-up services.

**LIMITATION OF ACTION**
No action shall be brought against Aqua-Aerobic Systems, Inc. for any breach of its contract of sale more than two years after the accrual of the cause of action thereof, and, in no event, unless the Buyer shall first have given written notice to Aqua-Aerobic Systems, Inc., of any claim of breach of contract within 30 days after the discovery thereof.

**CANCELLATION CLAUSE**
No acceptance of this proposal, by purchase order or otherwise, may be modified except by written consent of Aqua-Aerobic Systems, Inc. nor may it be canceled except by prior payment to Aqua-Aerobic Systems, Inc. the following sums as liquidated damages therefore: 1) If cancellation is prior to commencement of production and prior to the assumption of any obligations by Aqua-Aerobic Systems, Inc. for any materials or component parts, a sum equal to 15% of the total purchase price; 2) If cancellation is after the commencement of production or after the assumption of any obligations by Aqua-Aerobic Systems, Inc. for any materials or component parts, a sum equal to the total of the direct, out-of-pocket expenses incurred to the date of cancellation for labor, machine time, materials and any charges made to us by suppliers for cancellation, plus 30% of the total purchase price. All charges and expenses shall be as determined by Aqua-Aerobic Systems, Inc. In the event any items are used by Aqua-Aerobic Systems, Inc. to fill a subsequent order, then upon receipt of payment for such order, Aqua-Aerobic Systems, Inc. shall pay the Buyer a sum equal to the direct out-of-pocket expenses previously charged and received from Buyer.


Copyright 2025, Aqua-Aerobic Systems, Inc

**TERMS AND CONDITIONS OF AQUA-AEROBIC SYSTEMS, INC. (A Metawater Company)**


**QUALIFIED ACCEPTANCE AND INDEMNITY**

In the event the acceptance of this proposal by Buyer either is contingent upon or subject to the approval by any third party such as, but not limited to, a consulting engineer, with respect to goods, parts, materials, descriptive data, drawings, calculations, or any other matter, then upon such approval by any third party, Aqua-Aerobic Systems, Inc. shall have no liability to Buyer or to any third party so long as the goods sold and delivered by Aqua- Aerobic Systems, Inc. conform to this proposal. In the event any such third party requires modifications in the proposal prior to the approval thereof, Aqua-Aerobic Systems, Inc. may at its sole option and without liability to any party elect to cancel this proposal or return the purchase order to Buyer. In the event Aqua-Aerobic Systems, Inc. elects to modify this proposal to conform to the requirements for approval by any third party, Aqua- Aerobic Systems, Inc. in such event shall have no liability to Buyer or to any third party so long as the goods sold and delivered by Aqua-Aerobic Systems, Inc. conform to this proposal as modified.

Buyer agrees to indemnify and save harmless Aqua-Aerobic Systems, Inc. from and against all costs and expenses and liability of any kind whatsoever arising out of or in connection with claims by third parties so long as the goods sold hereunder conform to the requirements of this proposal as approved by any third party.

**WARRANTY; LIMITATION OF LIABILITY; AND DISCLAIMER**

In return for purchase and full payment for Aqua-Aerobic Systems, Inc. goods, we warrant new goods provided by us to be free from defects in materials and workmanship under normal conditions and use for a period of one year from the date the goods are put into service, or eighteen months from date of shipment (whichever first occurs). If the goods include an "Endura Series" motor, the complete Endura Series unit shall be warranted by Aqua-Aerobic Systems, Inc to be free from defects in materials and workmanship under normal conditions and use for three years from the date the product is put into service or 42 months from the date of shipment (whichever occurs first).

**OUR OBLIGATION UNDER THIS WARRANTY IS EXPRESSLY AND EXCLUSIVELY LIMITED** to replacing or repairing (at our factory at Loves Park, Illinois) any part or parts returned to our factory with transportation charges prepaid, and which our examination shall show to have been defective. Prior to return of any goods or its parts to our factory, Buyer shall notify Aqua-Aerobic Systems, Inc. of claimed defect, and Aqua-Aerobic Systems, Inc. shall have the privilege of examining the goods at Buyer's place of business or where the goods have otherwise been placed in service. In the event this examination discloses no defect, Buyer shall have no authority to return the goods or parts to our factory for the further examination or repair. All goods or parts shall be returned to Buyer, F.O.B. Loves Park, Illinois. This warranty shall not apply to any goods or part which has been repaired or altered outside our factory, or applied, operated or installed contrary to our instruction, or subjected to misuse, chemical attack/degradation, negligence or accident. This warranty and any warranty and guaranty of process or performance shall no longer be applicable or valid if any product, including any software program, supplied by Aqua-Aerobic Systems, Inc., is modified or altered without the written approval of Aqua-Aerobic Systems, Inc. Our warranty on accessories and component parts not manufactured by us is expressly limited to that of the manufacturer thereof.

**THE FOREGOING WARRANTY IS MADE IN LIEU OF ALL OTHER WARRANTIES, EXPRESS OR IMPLIED, AND OF ALL OTHER LIABILITIES AND OBLIGATIONS ON OUR PART, INCLUDING ANY LIABILITY FOR NEGLIGENCE, STRICT LIABILITY, OR OTHERWISE; AND ANY IMPLIED WARRANTY OF MERCHANTABILITY OR FITNESS FOR A PARTICULAR PURPOSE IS EXPRESSLY DISCLAIMED; AND WE EXPRESSLY DENY THE RIGHT OF ANY OTHER PERSON TO INCUR OR ASSUME FOR US ANY OTHER LIABILITY IN CONNECTION WITH THE SALE OF ANY GOODS PROVIDED BY US. THERE ARE NO WARRANTIES OR GUARANTEES OF PERFORMANCE UNLESS SPECIFICALLY STATED OTHERWISE.**

**UNDER NO CIRCUMSTANCES, INCLUDING ANY CLAIM OF NEGLIGENCE, STRICT LIABILITY, OR OTHERWISE, SHALL AQUA-AEROBIC SYSTEMS, INC. BE LIABLE FOR ANY INCIDENTAL OR CONSEQUENTIAL DAMAGES, COSTS OF CONNECTING, DISCONNECTING, OR ANY LOSS OR DAMAGE RESULTING FROM A DEFECT IN THE GOODS. LIMIT OF LIABILITY: AQUA-AEROBIC SYSTEMS, INC.'S TOTAL LIABILITY UNDER THE ABOVE WARRANTY IS LIMITED TO THE REPAIR OR REPLACEMENT OF ANY DEFECTIVE PART. THE REMEDIES SET FORTH HEREIN ARE EXCLUSIVE, AND OUR LIABILITY WITH RESPECT TO ANY CONTRACT OR SALE, OR ANYTHING DONE IN CONNECTION THEREWITH, WHETHER IN CONTRACT, IN TORT, UNDER ANY WARRANTY, OR OTHERWISE, SHALL NOT, IN ANY CASE, EXCEED THE PRICE OF THE GOODS UPON WHICH SUCH LIABILITY IS BASED.**

Final acceptance of this proposal must be given to Aqua-Aerobic Systems, Inc. at their office in Loves Park, Illinois. Please acknowledge acceptance by signing the proposal and returning it to Aqua-Aerobic Systems, Inc.

**Accepted by:**

**Company:** _____

**By:** _____ **Date:** _____

**Offer Respectfully Submitted,**

Nick Schiavo

**Nick Schiavo, Project Application Engineer**
**Aqua-Aerobic Systems, Inc.**



Copyright 2025, Aqua-Aerobic Systems, Inc

# Aqua-Aerobic Systems, Inc.

**Exceptions / Clarifications Document:** **11/10/25**

***Project: MANATEE COUNTY SE WRF, FL***

1) **Reference: 01740 - Warranties and Bonds, PAGE 01**
   **1.02.A.**

   "Assemble warranties, bonds and service and maintenance contracts, executed by each of the respective manufacturers, suppliers and subcontractors."

   **Aqua's Exception/Clarification**
   It is assumed that the bond will be a 1-year performance and payment bond.

2) **Reference: 11444 - Aerobic Granular Sludge System, PAGE 02**
   **1.02.C**

   **Aqua's Exception/Clarification**
   Aqua-Aerobic System's scope of supply is based upon the assumption that the valve manufacturers specified within the AGS section shall supersede those specified elsewhere.

3) **Reference: 11444 - Aerobic Granular Sludge System, PAGE 10**
   **2.03.C.1.**

   "Manufacturer: E&H."

   **Aqua's Exception/Clarification**
   The DO, pH/ORP, TSS, Nitrate, and Phosphate instrumentation shall be Hach in lieu of E&H. The ammonia probe will be Horiba in lieu of E&H.

7230 Gilpin Way, Suite 160
Denver, Colorado 80229
Office: 303-297-3494
www.lefeverbuilding.com

**SUPPLY & ERECT PEMB ONLY PROJECT SCOPE**

REV1 May 22nd, 2026

PCL
Bill Naramore
Phone: 707-628-2455
Email: WENaramore@pcl.com

Re: **Manatee County PEMB Canopy**

Lefever Building Systems; www.lefeverbuilding.com hereby submits the following proposal to supply and erect a Nucor **PEMB** for the referenced project as follows and per the drawings and Statement of Work.

Contact the Estimator; *Merlina Montalvo – mmontalvo@lefeverbuilding.com or (720) 460-8013*

**Acknowledgement of Documents:** This is to acknowledge that LBS has received the following documents for this project and revised the bid accordingly:

- RFP Documents – Drawings and/or Specs
  - SEWRF_Capacity_Improv-Ph_B_IFC_Conformed_Set
  - Manatee_SERWRF_Capacity_Imp_Phase_B_IFC_Technical_Specifications
  - HC215002_SEWRF_GEO_Finalized
- Addendum 1 acknowledged

## Building:

| Width | Length | Eave Height | Roof Slope | Roof Shape |
|---|---|---|---|---|
| 94'-0" | 19'-3" | 19'-6" | 1:12 | Gable |

***Design Loads:*** **Florida State Building Code 2023 / Building Open**

| | | | |
|---|---|---|---|
| **Roof Snow:** 0psf | **Ground Snow:** 0psf | **Wind:** 156 MPH | **Wind Exp:** "C" |
| **Live Load:** 20psf | **Collateral Load:** 10psf | **Rainfall:** 8.66 in/hr | **Risk Cat:** III |

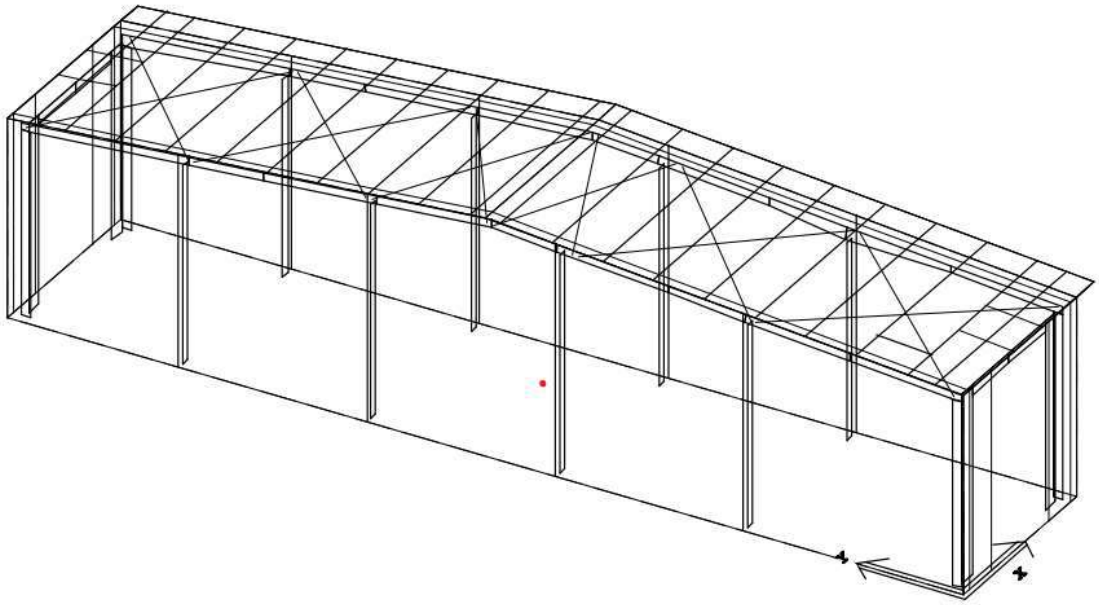

## ***Project General Description:***

General Information:

- Project located in Bradenton, FL
- No insulation or wall panels included

Frames:

- REW & LEW – Rigid Frames
- Rigid Frame interior frames
- No interior clearances held.
- Tapered columns.
- Frames will be primed Gray

Secondary:

- Roof purlins are 8”-10” depth G30 galvanized finish zee shape

Covering:

- Roof Panel:
  - 24ga Standing Seam Roof
  - Kynar finish in Standard color offering.
  - 25-year finish warranty included.

- Wall Panel: *NONE*

- Standard metal building trims for base of panel, corner, and framed openings. Edge of roof trims include standard rake trim and eave gutter with downspouts and elbows 26Ga.

Insulation:

- *NONE*

Framed Openings: Framing and Trim Only

- Open

Extras Included:

- None

**Proposal based on start date of TBD**

**BASE BID (includes freight and no tax): $225,473**

**Schedule** *(dates to be verified at time of order)*

- Approval Drawings: 8-12 weeks
- Delivery: 8-12 weeks from approval
- Erection: 4 weeks

PENETRATION COST SCHEDULE
(No additional mobilization fee or roof curb price included)
*This is based on standard wages.*

| *DOES NOT INCLUDE ANY HIGH TEMPERATURE (DEKTITE-FLASHING)* | |
|---|---|
| ***SIZE*** | ***PRICE*** |
| ***PIPE FLASHING – GRAY*** | |
| 1/8" - 4" | $ 169.00 |
| 4" - 10" | $ 219.00 |
| 10" - 18" | $ 356.00 |
| ***PIPE FLASHING - RETROFIT – GRAY*** | |
| 3/4" - 3" | $ 189.00 |
| 2" - 7-1/4" | $ 237.00 |
| 3-1/4" – 10" | $ 279.00 |

**ITEMS EXCLUDED FROM THIS SCOPE include:**

1. Painting or coating of any steel
2. Permits
3. Testing
4. Inspections
5. Prevailing Wages
6. Buy America Requirements
7. Foundation design
8. Concrete Work
9. MEP Work
10. Fire Protection
11. Roof Curbs
12. Man doors
13. Overhead doors
14. C-channel
15. Windows
16. Power washing of PEMB steel materials
17. Construction Fencing
18. Interior Finishes
19. Site utilities & temporary facilities
20. Provision and install of Anchor Bolts and/or templates, grouting of base plates.
21. Roof penetrations – (See Cost Schedule Above)
22. Misc Steel – bollards, metal stairs, railings, etc.
23. Penetrations
24. Backing
25. Fire Caulking
26. Stagger standing seam roof
27. Liner Panel
28. Translucent Panels
29. Welding
30. Winter Conditions
31. All Construction work not specifically included in this proposal.

**Project Notes:**

1. Pricing is based on award of entire scope as proposed.
2. Pricing is good for 14 days and is based on materials pricing as of ***the date of the proposal.*** Any market change in prices for materials or supplies beyond this time frame will be passed on as an increase to proposal cost.

3. Due to volatile market conditions, price will be locked in at time of full acceptance of approval drawing and release of building for fabrication. Any changes made prior to acceptance will be assigned to the Owner/Customer/GC.
4. Pricing for additional materials, including components, insulation, accessories, etc., will be locked in at the time it ships from the supplier.
5. **Pricing includes erecting the building in the standard sequence: primary, secondary, bracing, wall insulation/panels, roof insulation/panels, trims/accessories. Stopping or changing sequence to start another activity will result in a change order and add cost for inefficiency, extended equipment, and any additional lodging and per diem associated with delays.**
6. Erection of the building based on prevailing wages.

| | Rates | Fringes |
|---|---|---|
| IRONWORKER, STRUCTURAL.....$ | 35.25 | 17.32 |

IRON0402-001 10/01/2024

7. This Proposal includes the PEMB, Erection and accessories as specifically listed in this Scope.
8. **Winter Conditions are excluded from November 15th to March 15th, days lost, and equipment extension rentals are excluded.**
    a. If winter conditions are provided for, GC is responsible for snow removal on access roads to jobsite and all other areas critical to construction access and productivity. GC will push back snow piles as required to maintain 25' of clearance around building. Replacement cost for any damage to materials during snow removal will be the responsibility of the GC.
    b. Owner will pay for costs of delays due to wind, or weather delay beyond any amount stated in the proposal.
9. All other trades, division and construction work is excluded from this scope and is assumed to be performed by others.
10. **Excludes all sales tax (State, county, city and all use taxes) unless stated otherwise.**
11. All bonding excluded.
12. Materials FOB to jobsite.
13. All dumpsters, san-o-lets are supplied by others.
14. **Full time superintendent included**
15. **Standard safety practices and protocols included.** (Any special safety classes and requirements are excluded at this time, but can be charged at actual cost if needed).
16. Jobsite to provide full access around the building, including laydown area, and no unforeseen obstacles not shown on drawings. We required 25' of clearance around the entire structure.
17. **Alternates are specifically and individually outlined and defined in this proposal.**

18. All communication with regards to this proposal and any modification, revision or award is to be directed to the LBS Estimator managing this proposal. They are the only authorized LBS agent to handle this proposal and ensuing work.

***Lefever Building Systems Supply & Erect Proposal***

***Construction Conditions & Inclusions:***

1. Pre-Engineered Metal Building Proposal inclusions & details:
    a. Building to be designed as a "Standard Occupancy" use, unless otherwise indicated in this proposal.
    b. Engineered stamped metal building drawings and calcs for building permit requirements. Stamped drawings will be from a registered engineer, licensed in the jurisdiction where the building will be constructed. Includes Signed and sealed construction drawings along with a Letter of Certification from registered PEMB Engineer for the location of construction.
    c. All PEMB materials and components (including mezzanines, etc.) are provided by PEMB Supplier unless otherwise specifically documented and identified or excluded elsewhere in this proposal.
    d. LBS will provide a building that meets specifications for a Pre-Engineered Metal Building as defined by PEMB Supplier and the Metal Building Manufacturers Association. PEMB Supplier spec will have precedence in determining acceptable specifications of the building.

2. GC/Owner Responsibilities:
    a. GC is responsible for accurate placement of anchor bolts as shown on PEMB "For Construction" drawings. Any field modification to base plates or columns due to anchor bolt misplacement will be done by LBS on a Time & Materials basis.
    b. Work & Work Access:
        i. GC/Owner must provide adequate storage, laydown and marshalling areas that are located in close proximity to the construction work so that production is not adversely affected.
        ii. Owner/General Contractor will ensure a work site that provides reasonable access and an efficient workspace. This includes a nearby laydown area and reasonable access to building perimeter. Adequate access to work area includes access for labor, equipment, and materials. LBS will require 25' of clearance and work access around the entire structure with no piping, open trenches, etc. that will affect the work.
        iii. It is the intent and plan of LBS to have all materials from each vendor delivered in rapid sequence and largely at the same time.

iv. If owner's equipment is installed prior to or during construction and this installation affects the production efficiency of the LBS crew or its subcontractors, Owner/GC will be responsible for additional costs of lost productivity.

c. Slab on Grade will be used as a working surface during the construction and erection of the building. It must be available when LBS begins erection.

d. GC must provide documentation that certifies the slab is ready for use and that it will sustain loads that will be placed on it during construction at least 3 days prior to LBS mobilizing equipment or crew.

3. Erection will be in compliance with PEMB Standard Erection Guidelines. Any change requested by owner, architect or GC that varies from PEMB Supplier specifications may impact the warranty and price. This includes trim and details.
4. Buildings are erected using the "turn of the nut" method of bolt tightening.
5. Project overview/supervision will be by a PEMB certified Builder &/or a qualified erector.
6. Erection pricing is based on a specific erection sequence. If sequence is changed due to a specific request by GC/Owner, there will be an additional charge to compensate for lost efficiency.
7. All components are PEMB Standard; Sheeting & trim items (Kynar) includes a 25-year finish warranty. Includes PEMB warranty: 3 years on materials & workmanship.
8. Steel Finish:
    a. PEMB shop priming is provided to protect steel during transit and erection only. It is not intended or designed to be a final building finish. Drips and other imperfections may be encountered and are normal and acceptable. Surface preparation and final painting is not included in this proposal. If requested, LBS will perform this work on a T&M basis.
9. Owner/GC will be required to meet stated deadlines on returning marked and noted approval drawings. Failure to meet these deadlines will result in a production delay of the building which may result in a construction delay. Failure to meet these deadlines and provide acceptably marked approval drawings and the resulting delay will be the responsibility of the owner/GC.
10. If Owner/GC changes approval drawings and this change results in a price increase from PEMB Supplier, then Owner/GC is responsible for additional costs. LBS is not responsible for any increase in price due to any other party's changes or modifications.
11. Timing of project (building delivery and erection schedule) may change from what is quoted in this proposal if there are delays in award of project, changes in design, or a delay in approval to proceed with the scope as quoted. In those events, any delivery quoted in this proposal may experience a significant change. Any delay not caused by LBS will cause pricing to change if this forces LBS to alter material deliveries, crew schedules, or change in subcontractors.

12. GC agrees to provide LBS with formal notification (Certification of Approval to begin Steel Erection) before LBS will move to the site and begin work.
13. Mobilization, Site Issues, Product Storage & Logistics:
    a. Proposal is based on a single mobilization. If LBS must return to the job site for any reason that is outside of LBS control than GC agrees to pay a minimum mobilization fee of $5,000 per trip. Final fee depends on project size, location, and amount of equipment and manpower on site.
    b. Mobilizations do not include any warranty, punch list items which will be covered by LBS.
    c. Customer/Owner/GC agrees to pay any storage charges that would be incurred due to project delays caused by items outside the control of LBS.
14. LBS is not responsible for the coordination or cost of bolt inspections. These are the responsibility of the Owner/Prime Contractor.
15. Any penetrations will be billed at Time & Materials rate.
16. This proposal includes NO WELDING OF ANY KIND. Any welding will be performed on a time and materials basis and will be approved by the owner in advance in writing.

***LBS Construction Exclusions & Conditions:***

Exclusions on Construction Items, the Building and related items: Unless specifically included in the proposal the following are excluded:

1. Construction Items related to PEMB: The following are excluded
    a. Anchor bolts: Provision of and placement of including verification of location.
    b. Grouting of base plates.
    c. Roof curbs or roof penetrations, pipe penetrations, stairs, ladders, roof hatches, sky lights, wall lights.
    d. Door canopies
    e. “Boots” or “Diapers” for lift tires to prevent marking on concrete slab. These are available for an extra charge.
2. Engineered & stamped foundation design for building permit requirements and any concrete work.
3. Engineered stamped Noise Study for building permit use.
4. Mill Certificates. On a standard proposal no mill certificates will be provided. If these are requested at time of order these can be provided.
5. “Buy America” act requirements are excluded unless otherwise indicated in this proposal.
6. Weather tightness warranty unless otherwise indicated in this proposal.
7. Power washing of PEMB steel materials.
8. Field painting of any kind other than touch up.
9. Construction Fencing
10. Sano lets

11. Dumpsters
12. Site utilities & temporary facilities
13. Winter conditions, including snow removal, wind, or weather delay, etc.
14. Other Construction work and/or related items: This includes all construction items not included in PEMB scope. This exclusion applies to all scope of work items not specifically included in the proposal.
15. Exclusions for General Proposal, Project & Contractual Terms:
    a. Permits
    b. Use Tax, State, City & County Sales Tax.
    c. Liquidated damages of any type.
    d. Bonding
    e. Testing or inspection of any kind, including inspection fees (including those for bolt inspections).

***General Business, Payment, Insurance, Labor & Other Terms & Conditions:***

1. General Pricing, Payment Terms, Financial Conditions and Proposal Terms:
    a. Pricing is good for number of days indicated in number two of Notes section above and is based on materials pricing as of ***the date of the proposal.*** Any market change in prices for materials or supplies beyond this time frame will be passed on as an increase to proposal cost.
    b. If customer delays start date beyond the original schedule, LBS reserves the right to reprice the scope of work prior to beginning construction based on any schedule delays.
    c. Pricing is based on award of entire scope of proposal.
    d. Payment of all invoices is due in 30 days from billing date.
    e. Costs or charges for using any payment system that is mandated by the contractor will be added to the proposal & contract amount. LBS is not responsible for any ongoing or application costs for any payment management system whether electronic or manual.
    f. Owner/GC agrees to pay a finance charge of 0.75% per month (9.0% per year) for any delays in payment not caused by LBS.
    g. Upon award this proposal shall become part of the contract. Acceptance of proposal must be made in writing by authorized company representative.
2. Provisions for Labor & Hours, Training, Terms, etc.:
    a. Labor proposal is calculated based on a work week of 45 hours. (5 days @ 9 hours per day). No weekend or overtime above that is included.
    b. LBS reserves the right to work on weekends to meet or exceed schedule requirements. Owner/GC agrees to make the job site available for work activities during this time at no charge to LBS.

c. All field change orders will be $100.00/per man/per hour plus materials. Authorization to proceed and agreement to pay for changes must be signed in the field and provided to LBS in writing before any work will be started.
d. Proposal is based on standard wage rates and does ***not*** include Davis-Bacon wages or certified payroll reporting.
e. Proposal excludes specialized training (safety, operational, etc.) that may be required for the specific job site. Any training of this type will result in additional charges.
f. Priced based on working during daylight hours.

3. Insurance: Standard insurance coverage included (details can be provided).
    a. Incremental insurance requirements will be provided for an additional fee.
    b. LBS does NOT carry or provide Professional Liability insurance.
    c. LBS does NOT carry or provide Builders Risk Insurance (BRI). By accepting this proposal, the accepting party agrees to provide BRI. The policy must list LBS as an additional insured for labor, material & soft costs.
    d. LBS insurance policy has limitations and exclusions as detailed in insurance certificate. Owner/GC accepts these limitations and exclusions of insurance policy as written by LBS insurance company.
    e. This proposal specifically excludes any type of OCIP credit or deduction.
    f. This proposal limits any damages or claims (including indemnity claims) made by owner or GC to 5% of contract value. This limit does not apply to Insurance limits/coverage. Insurance limits & coverage are defined in the insurance certificate and policy.
    g. LBS is not responsible for damages due to the acts of God (wind, hail, flooding, etc.) or theft and vandalism.
4. Retainage:
    a. Retainage will be 5%.
    b. Due to the involvement of LBS in the early stages of the process, any retainage withheld from LBS invoices will be paid no later than 60 days after the completion of all work contained in the project scope including any open punch lists.
    c. Any unpaid balance (including retainage) that is outstanding after this 60-day window will accrue interest at the rate of 0.75% per month (9.0% per year) or portion thereof.

# RNGD PEMB Proposal

**Attn: PCL Construction, Inc.**
**Proposal Date: ~~11/19/25~~** 5/28/26

**Project: SERWRF Improvements Phase B**
**Location: Manatee County, FL**

RNGD Prefab, LLC proposes to furnish and install the following pre-engineered scope for the above-mentioned project per the IFC set dated July 2025. No addenda have been recognized.

## Furnish & Install Lump Sum: ~~$405,767.00~~ $456,142.00

1. Length: 20'-3"
2. Width: 94'-0"
3. Eave Height: 18'-3"
4. All scope is furnished and installed unless otherwise noted.
5. Installation includes all equipment to perform full scopes including cranes.
6. Prime painted primary and secondary structural components.
7. Clear-span rigid frames.
8. 24-Guage standing seam roof.
9. Gutters and downspouts.
10. All associated trim and flashing.
11. Roof panels and associated trim/flashing priced as standard Kynar colored finish. (Color TBD)
12. Anchor Bolts **(Furnish-Only)**
13. Shop & Erection Drawings
14. Building reactions.
15. Buildings designed per load information in 15/S00.002.
16. Applicable taxes.

## Project-Specific Exclusions:

1. Any conventional or miscellaneous steel scopes.
2. Field layout of anchor bolts. Anchor bolt drawings will be provided.
3. Any insulation.
4. Any roof accessories (i.e., ridge vents, curbs, etc.)
5. Any walls. All sides permanently open.
6. Any consideration for material escalation.

## RNGD Standard Exclusions: (Where Applicable)

1. Any work not mentioned in the "inclusions" section of this proposal.
2. Miscellaneous structural steel shown or implied in architectural, civil, landscape, electrical, plumbing, or mechanical drawings and not specifically shown in structural drawings, as well as items not identified, sized and/or detailed on contract drawings.
3. Field verification of existing conditions
4. Any surveying, testing, or inspections
5. Davis Bacon wage rates
6. Overtime
7. Permits or bonds.
8. Road closings permits, police escorts/details, special ID's, and vehicle passes.
9. Cold form metal framing and metal studs
10. Bolted lintels/relief angle at metal stud framing
11. Brick, CMU, or masonry ties
12. Locating of rebar and post-tension cables
13. Stair nosings or expansion joints
14. Grouting or grout materials
15. Metal siding, roofing, and sheet metal
16. Pre-manufactured awnings, canopies, and walkway covers.
17. Design or engineering

18. AESS Finishes
19. Duct sleeves or any MEP supports
20. Pre-cast erection or connections
21. Demolition, abatement, or shoring.
22. Fencing, pile strapping, dock levelers, bike racks, and benches
23. Flagpoles and light poles.
24. Any field painting or touch up.
25. Install or cleaning of any embedded materials.
26. Waste removal, dumpsters, or field toilets.
27. Cleaning or washing of steel on site. Contractor to provide adequate laydown with drainage. We are not responsible for any other site personnel walking on or placing other materials/debris on stored steel.
28. Preparation of steel for attachment by other trades or materials not in our scope.
29. Builders Risk Insurance
30. Off-site storage
31. Unloading before erection. If the site is not ready for erection when materials begin to arrive, pricing for the added mobilization and/or loss in production will be provided and accepted before work commences.

## Workflow and Mobilization:

Proposal is based on a single mobilization for our scope with the work being performed in a continuous, uninterrupted manner and erected in a sequence we deem most efficient. If for any reason RNGD Prefab, LLC is delayed or prevented to work at full capacity due to interferences by any other party or any other reason beyond our control, we will not be held responsible for time lost and reimbursement may be required for any costs incurred. If we are required to leave site and return due to circumstances caused by another party, there will be a fee assessed and issued for each occurrence.

## General Clarifications:

1. RNGD Prefab, LLC is only responsible for material on site while we are present. We are not responsible for any "furnish only" material. Any theft or damage by others will be the responsibility of the GC.
2. Base datum and all field reference points must be furnished by contractor.
3. An anchor bolt survey and concrete cure notice is required before start of erection as required by AISC and OSHA.
4. Total and complete access, with level ground conditions, is required for crews and equipment to work safely and productively. An area around the work area large enough for all erection equipment (including crane) will be required in accordance with OSHA standard 1926.752.
5. This proposal can act as the contract or will become part of your contract. Contract should be written to RNGD Prefab, LLC.
6. Payment Terms: Progress payments with 100% payment within 30 days of final invoice.
7. Pricing is valid on orders received within 30 days of this quote.

Regards,

Ross Blanchard

**RNGD Prefab, LLC | Renegade Thinking. Revolutionary Results.**

AISC CERTIFIED FABRICATOR & ERECTOR

## Bid Proposal

**GMP - SERWRF Capacity Phase B Improvements**

**All Bidders**
**Job Location:** Bradenton, FL
**Engineer Name:** McKim & Creed
**Bid Date:** 05/22/2026 05:00 pm
**Bid Due Date:**
**Addendum Number:** 2
**Plan Sheet Date:** 07/01/2025
**Core & Main Bid #:** 4934045

**Core & Main**
2525 12th St Bldg 2
Sarasota, FL 34237
Phone: 9413648909
Fax: 9419517543

| Bid Seq | Description | Qty | UoM | Sell | Ext Sell | Filter | Spec Sec | Addendum Number |
|---|---|---|---|---|---|---|---|---|
| 10 | ********** | | | | | | | |
| 20 | **SITE UTILITIES** | | | | | | | |
| 30 | **P/S C03.201-.205** | | | | | | | |
| 40 | _____ | | | | | | | |
| 50 | | | | | | | | |
| 60 | **AGI INFLUENT F/AGS INFLUENT PS P/S C03.201** | | | | | | | |
| 70 | | | | | | | | |
| 80 | 24 HDSS PR350 DI PIPE PERMOX | 100 | FT | 433.09 | 43,309.00 | DI PIPE | MC_UTILITES APP LIST | |
| 90 | 24 MJ 90 C153 IMP PERMOX | 1 | EA | 4,968.34 | 4,968.34 | DI MJ FTGS | MC_UTILITES APP LIST | |
| 100 | 24 FOSTER ADPT EPXY W/BLUE B&N 24FA-OX.BLU USA | 1 | EA | 1,187.44 | 1,187.44 | DI MJ FTGS | MC_UTILITES APP LIST | |
| 110 | 24 MJ 45 C153 IMP PERMOX | 1 | EA | 3,685.62 | 3,685.62 | DI MJ FTGS | MC_UTILITES APP LIST | |
| 120 | 24 MJ L/P SLV C153 IMP PERMOX | 1 | EA | 3,383.73 | 3,383.73 | DI MJ FTGS | MC_UTILITES APP LIST | |
| 130 | 24 STAR 3024 DIP REST SB IMP STARBOND L/ACC SGDPS24 | 6 | EA | 552.28 | 3,313.68 | MJ RESTRAINTS | MC_UTILITES APP LIST | |
| 140 | 24 MJ ACC SET L/GLAND EPDM GSKT COR BLUE BOLTS IMP | 6 | EA | 248.25 | 1,489.50 | MJ RESTRAINTS | 02640_PG.217 | |
| 150 | | | | | | | | |
| 160 | **AG-WAS TO BASINS P/S C03.201** | | | | | | | |
| 170 | | | | | | | | |
| 180 | 8 HDSS PR350 DI PIPE PERMOX | 100 | FT | 123.03 | 12,303.00 | DI PIPE | MC_UTILITES APP LIST | |
| 190 | 8 MJ 45 C153 IMP PERMOX | 2 | EA | 640.59 | 1,281.18 | DI MJ FTGS | MC_UTILITES APP LIST | |
| 200 | 8 MJ L/P SLV C153 IMP PERMOX | 1 | EA | 708.53 | 708.53 | DI MJ FTGS | MC_UTILITES APP LIST | |
| 210 | 8 STAR 3008 DIP REST SB IMP STARBOND L/ACC SGDPS08N | 6 | EA | 57.42 | 344.52 | MJ RESTRAINTS | MC_UTILITES APP LIST | |
| 220 | 8"MJ ACC SET L/GLAND COR BLUE | 6 | EA | 65.61 | 393.66 | MJ RESTRAINTS | 02640_PG.217 | |
| 230 | **PAGE BREAK** | | | | | | | |
| 240 | **AEROBIC GRANULATED SLUDGE DRN P/S C03.201** | | | | | | | |
| 250 | | | | | | | | |
| 260 | 4 PVC SCH80 PIPE SWB 20' | 160 | FT | 10.58 | 1,692.80 | SCH80 PVC | | |
| 270 | 4X4 PVC S80 WYE HXHXH 875-040 | 2 | EA | 164.70 | 329.40 | SCH80 PVC | | |
| 280 | 4 PVC S80 45 HXH 817-040 | 4 | EA | 52.32 | 209.28 | SCH80 PVC | | |
| 290 | 4 SCH40 FEMALE ADAPT HXFIPT 435-040 | 2 | EA | 6.72 | 13.44 | SCH80 PVC | | |
| 300 | 4 PVC S40 TRD PLG MIPT 450-040 | 2 | EA | 9.93 | 19.86 | SCH80 PVC | | |
| 310 | 4 PVC S80 CPLG HXH 829-040 | 2 | EA | 21.22 | 42.44 | SCH80 PVC | | |
| 320 | | | | | | | | |
| 330 | **NONPOTABLE WATER P/S C03.202-.204** | | | | | | | |
| 340 | | | | | | | | |
| 350 | 8 MJ L/P SLV C153 IMP | 1 | EA | 752.82 | 752.82 | DI MJ FTGS | MC_UTILITES APP LIST | |
| 360 | 8X4 MJ TEE C153 IMP | 2 | EA | 283.50 | 567.00 | DI MJ FTGS | MC_UTILITES APP LIST | |
| 370 | 4 FOSTER ADPT EPXY W/BLUE B&N 4FA-OX.BLU USA | 2 | EA | 131.19 | 262.38 | DI MJ FTGS | MC_UTILITES APP LIST | |
| 380 | 4 F6100 MJ RW GV OL ON L/ACC CLOW GATE VALVE EPOXY COATED W/STAINLESS STEEL BOLTS & NUTS | 2 | EA | 715.77 | 1,431.54 | VALVE GATE | | |
| 390 | 4 HDSS PR350 DI PIPE | 180 | FT | 53.89 | 9,700.20 | DI PIPE | | |
| 400 | 4 MJ CAP C153 IMP | 1 | EA | 42.75 | 42.75 | DI MJ FTGS | MC_UTILITES APP LIST | |
| 410 | 4 MJ TEE C153 IMP | 1 | EA | 147.00 | 147.00 | DI MJ FTGS | | |
| 420 | 4X2 MJ TAPT CAP C153 IMP | 2 | EA | 87.75 | 175.50 | DI MJ FTGS | | |
| 430 | C87-77-NL 2 BRS MALE ADPT MIPTXPJ PVC NO LEAD | 2 | EA | 132.63 | 265.26 | BRASS FTGS | | |
| 440 | 2 PVC SCH80 PIPE SWB 20' | 180 | FT | 3.52 | 633.60 | SCH80 PVC | | |
| 450 | 2 PVC S80 90 HXH 806-020 | 1 | EA | 4.82 | 4.82 | SCH80 PVC | | |
| 460 | 8 HDSS PR350 DI PIPE | 240 | FT | 52.82 | 12,676.80 | DI PIPE | MC_UTILITES APP LIST | |
| 470 | 8 MJ 45 C153 IMP | 1 | EA | 640.59 | 640.59 | DI MJ FTGS | MC_UTILITES APP LIST | |
| 480 | 8 STAR 3008 DIP REST SB IMP STARBOND L/ACC SGDPS08N | 8 | EA | 57.42 | 459.36 | MJ RESTRAINTS | MC_UTILITES APP LIST | |
| 490 | 8"MJ ACC SET L/GLAND COR BLUE | 8 | EA | 65.61 | 524.88 | MJ RESTRAINTS | 02640_PG.217 | |
| 500 | 4 STAR 3004 DIP REST SB IMP STARBOND L/ACC SGDPS04N | 6 | EA | 32.48 | 194.88 | MJ RESTRAINTS | MC_UTILITES APP LIST | |
| 510 | 4"MJ ACC SET L/GLAND COR BLUE | 6 | EA | 48.00 | 288.00 | MJ RESTRAINTS | 02640_PG.217 | |
| 520 | | | | | | | | |
| 530 | **BASIN WATERLINE CORRECTION P/S C03.203** | | | | | | | |
| 540 | | | | | | | | |
| 550 | 30 MJ L/P SLV C153 IMP PERMOX | 1 | EA | 6,098.28 | 6,098.28 | DI MJ FTGS | MC_UTILITES APP LIST | |

Internal Use Only

| | | | | | | | |
|---|---|---|---|---|---|---|---|
| 560 | 30 TJ PR350 DI PIPE PERMOX | 20 | FT | 554.80 | 11,096.00 | DI PIPE | MC_UTILITES APP LIST |
| 570 | 30X16 MJ TEE C153 IMP PERMOX | 1 | EA | 10,976.17 | 10,976.17 | DI MJ FTGS | MC_UTILITES APP LIST |
| 580 | 16 TJ PR350 DI PIPE PERMOX | 240 | FT | 228.39 | 54,813.60 | DI PIPE | MC_UTILITES APP LIST |
| 590 | 16 MJ 45 C153 IMP PERMOX | 3 | EA | 2,037.59 | 6,112.77 | DI MJ FTGS | MC_UTILITES APP LIST |
| 600 | 30 STAR 3030 DIP REST SB IMP STARBOND L/ACC SGDPS30 | 4 | EA | 1,362.67 | 5,450.68 | MJ RESTRAINTS | MC_UTILITES APP LIST |
| 610 | 30 MJ ACC SET L/GLAND EPDM GSKT COR BLUE BOLTS IMP | 4 | EA | 515.72 | 2,062.88 | MJ RESTRAINTS | 02640_PG.217 |
| 620 | 16 STAR 3016 DIP REST SB IMP STARBOND L/ACC SGDPS16 | 7 | EA | 233.89 | 1,637.23 | MJ RESTRAINTS | MC_UTILITES APP LIST |
| 630 | 16"MJ ACC SET L/GLAND COR BLUE | 7 | EA | 152.25 | 1,065.75 | MJ RESTRAINTS | 02640_PG.217 |
| 640 | | | | | | | |
| 650 | **REJECT RETURN LINE P/S C03.203** | | | | | | |
| 660 | | | | | | | |
| 670 | 12 MJ 90 C153 IMP PERMOX | 1 | EA | 1,363.36 | 1,363.36 | DI MJ FTGS | MC_UTILITES APP LIST |
| 680 | 12 PVC C900 DR18 PIPE 20' GRN GSKT PC235 | 140 | FT | 37.42 | 5,238.80 | C900 | MC_UTILITES APP LIST |
| 690 | 12 STAR 4012 PVC REST SB IMP STARBOND L/ACC PVCS4012G2 | 3 | EA | 140.24 | 420.72 | MJ RESTRAINTS | MC_UTILITES APP LIST |
| 700 | 12"MJ ACC SET L/GLAND COR BLUE | 3 | EA | 91.20 | 273.60 | MJ RESTRAINTS | 02640_PG.217 |
| 710 | | | | | | | |
| 720 | **LEACHATE LINE P/S C03.203** | | | | | | |
| 730 | | | | | | | |
| 740 | 12 MJ 90 C153 IMP PERMOX | 1 | EA | 1,363.36 | 1,363.36 | DI MJ FTGS | MC_UTILITES APP LIST |
| 750 | 12 PVC C900 DR18 PIPE 20' GRN GSKT PC235 | 60 | FT | 37.42 | 2,245.20 | C900 | MC_UTILITES APP LIST |
| 760 | 12 MJ 45 C153 IMP PERMOX | 3 | EA | 1,232.65 | 3,697.95 | DI MJ FTGS | MC_UTILITES APP LIST |
| 770 | 6 MJ 90 C153 IMP PERMOX | 3 | EA | 506.65 | 1,519.95 | DI MJ FTGS | MC_UTILITES APP LIST |
| 780 | 6 PVC C900 DR18 PIPE 20' GRN GSKT PC235 | 120 | FT | 10.30 | 1,236.00 | C900 | MC_UTILITES APP LIST |
| 790 | 12 STAR 4012 PVC REST SB IMP STARBOND L/ACC PVCS4012G2 | 8 | EA | 140.24 | 1,121.92 | MJ RESTRAINTS | MC_UTILITES APP LIST |
| 800 | 12"MJ ACC SET L/GLAND COR BLUE | 8 | EA | 91.20 | 729.60 | MJ RESTRAINTS | 02640_PG.217 |
| 810 | 6 STAR 4006 PVC REST SB IMP STARBOND L/ACC PVCS4006G2 | 6 | EA | 48.00 | 288.00 | MJ RESTRAINTS | MC_UTILITES APP LIST |
| 820 | 6"MJ ACC SET L/GLAND COR BLUE | 6 | EA | 65.61 | 393.66 | MJ RESTRAINTS | 02640_PG.217 |
| 830 | | | | | | | |
| 840 | **AEROBIC GRANULATED SLUDGE EFF P/S C03.204, .205** | | | | | | |
| 850 | | | | | | | |
| 860 | 24 HDSS PR350 DI PIPE PERMOX | 740 | FT | 433.09 | 320,486.60 | DI PIPE | MC_UTILITES APP LIST |
| 870 | 24 MJ 45 C153 IMP PERMOX | 6 | EA | 3,685.62 | 22,113.72 | DI MJ FTGS | MC_UTILITES APP LIST |
| 880 | 24 MJ 90 C153 IMP PERMOX | 2 | EA | 4,968.34 | 9,936.68 | DI MJ FTGS | MC_UTILITES APP LIST |
| 890 | 12 STAR 4012 PVC REST SB IMP STARBOND L/ACC PVCS4012G2 | 16 | EA | 140.24 | 2,243.84 | MJ RESTRAINTS | MC_UTILITES APP LIST |
| 900 | 12"MJ ACC SET L/GLAND COR BLUE | 16 | EA | 91.20 | 1,459.20 | MJ RESTRAINTS | 02640_PG.217 |
| 910 | | | | | | | |
| 920 | ********** | | | | | | |
| 930 | **MECHANICAL** | | | | | | |
| 940 | **P/S C03.201-.205** | | | | | | |
| 950 | _____ | | | | | | |
| 960 | | | | | | | |
| 970 | **AGS INLFLUENT PUMP STATION P/S M34.201, .301, .501** | | | | | | |
| 980 | **NT: NO P&ID F/INF PS. CONTRACTOR TO VERIFY ALL MATERIALS BEFORE ORDERING.** | | | | | | |
| 990 | | | | | | | |
| 1000 | **INFLUENT** | | | | | | |
| 1010 | | | | | | | |
| 1020 | 24" 7200 SUPER FLANGE W/ 316SS B&N RSF7224SS16 IMP | 1 | EA | 4,210.58 | 4,210.58 | RFCA | MC_UTILITES APP LIST |
| 1040 | 24 FLGXFLG DI PIPE PERMOX 3'6" PRIMED IMP | 1 | EA | 4,690.22 | 4,690.22 | DI FLG PIPE | 09900_PG.425 |
| 1050 | 24X16 FLG TEE C110 PERMOX | 3 | EA | 7,470.23 | 22,410.69 | DI FLG FTGS | 09900_PG.425 |
| 1060 | 24 FLGXFLG DI PIPE PERMOX 8' PRIMED IMP | 2 | EA | 7,621.74 | 15,243.48 | DI FLG PIPE | 09900_PG.425 |
| 1070 | 24 FLGXFLG DI PIPE PERMOX 7'5" PRIMED IMP | 1 | EA | 7,295.66 | 7,295.66 | DI FLG PIPE | 09900_PG.425 |
| 1080 | 24X16 FLG 90 C110 PR IMP PERMO | 1 | EA | 6,881.12 | 6,881.12 | DI FLG FTGS | 09900_PG.425 |
| 1090 | 16 GA FIG B517 FLG PLUG VLV W/GEAR & OP NUT | 4 | EA | 7,611.12 | 30,444.48 | VALVE PLUG | MC_UTILITES APP LIST |
| 1110 | 16 FLGXFLG DIP PERMOX 2'10" PRIMED IMP | 4 | EA | 2,621.12 | 10,484.48 | DI FLG PIPE | 09900_PG.425 |
| 1120 | 16 FLGXPE DI PIPE PERMOX 1' PRIMED IMP | 4 | EA | 1,117.78 | 4,471.12 | DI FLG PIPE | 09900_PG.425 |
| 1130 | 16" 7200 SUPER FLANGE W/ 316SS B&N RSF7216SS16 IMP | 4 | EA | 2,560.47 | 10,241.88 | RFCA | MC_UTILITES APP LIST |
| 1150 | 24X1/8 FLG ACC EPDM FF 316SS | 8 | EA | 667.63 | 5,341.04 | FLG BNG | |
| 1160 | 16 FLG ACC EPDM FF 316SS | 16 | EA | 311.32 | 4,981.12 | FLG BNG | |
| 1170 | | | | | | | |
| 1180 | **EFFLUENT** | | | | | | |
| 1190 | | | | | | | |
| 1200 | 16 FLGXFLG DI PIPE PERMOX 1'6" PRIMED IMP | 4 | EA | 2,011.12 | 8,044.48 | DI FLG PIPE | 09900_PG.425 |
| 1210 | 16 FLG 90 C110 PR IMP PERMOX | 8 | EA | 3,052.50 | 24,420.00 | DI FLG FTGS | 09900_PG.425 |
| 1220 | 16 FLGXFLG DI PIPE PERMOX 2' PRIMED IMP | 4 | EA | 2,214.45 | 8,857.80 | DI FLG PIPE | 09900_PG.425 |
| 1230 | 16X4 FLG TEE C110 PERMOX | 4 | EA | 4,387.78 | 17,551.12 | DI FLG FTGS | 09900_PG.425 |
| 1240 | 4X2 TAPT BLIND FLG PERMOX | 4 | EA | 370.77 | 1,483.08 | DI FLG FTGS | 09900_PG.425 |
| 1250 | 2XCL BRASS NIPPLE NO LEAD (I) | 4 | EA | 19.02 | 76.08 | BRASS FTGS | |
| 1260 | 2 WATT LF3003 FIPT DIE UNION LEAD FREE 0009879 | 4 | EA | 316.46 | 1,265.84 | BRASS FTGS | |
| 1270 | 2XCL 316SS NIPPLE | 8 | EA | 10.09 | 80.72 | SST FTGS | |
| 1280 | V210FP-32 2 316SS BALL VLV FP FIPTXFIPT | 4 | EA | 138.72 | 554.88 | SST BALL VALVE | MC_UTILITES APP LIST |
| 1290 | 2 929 AIR RELEASE VALVE ONLY | 4 | EA | 1,147.06 | 4,588.24 | VALVE AIR | MC_UTILITES APP LIST |

| | | | | | | | |
|---|---|---|---|---|---|---|---|
| 1300 | 16 FLGXFLG DIP PERMOX 1'10" PRIMED IMP TAPT 1/2" @ CENTER | 4 | EA | 2,518.89 | 10,075.56 | DI FLG PIPE | 09900_PG.425 |
| 1320 | 16 8001A SWING CHECK VLV FULL WATER WAY, FLANGE ENDS, CAST IRON BODY, BRONZE BODY BRONZE DISC SEAT RING, SINGLE WEIGHT, 316 SS HINGE PIN, D 9007C SPDT NEMA 4 LIMIT 316 SS COVER BOLTS, 16 MILS AND EXTERIOR EPOXY PAINT, | 4 | EA | 15,582.32 | 62,329.28 | VALVE CHECK | MC_UTILITES APP LIST |
| 1400 | 16 GA FIG B517 FLG PLUG VLV W/GEAR & OP NUT | 4 | EA | 7,611.12 | 30,444.48 | VALVE PLUG | MC_UTILITES APP LIST |
| 1420 | 16 FLG TEE C110 PERMOX | 4 | EA | 4,139.67 | 16,558.68 | DI FLG FTGS | 09900_PG.425 |
| 1430 | 16X2 TAPT BLIND FLG PERMOX | 4 | EA | 2,454.23 | 9,816.92 | DI FLG FTGS | 09900_PG.425 |
| 1440 | 2X1/2 BRASS BUSHING NL (I) NO LEAD | 4 | EA | 27.43 | 109.72 | BRASS FTGS | |
| 1450 | 1/2X2 BRASS NIPPLE NO LEAD (I) | 4 | EA | 4.08 | 16.32 | BRASS FTGS | |
| 1460 | 1/2 WATT LF3003 FIPT DIE UNION NO LEAD 0009874 | 4 | EA | 47.76 | 191.04 | BRASS FTGS | |
| 1470 | 1/2 MIPXFIP ASHCROFT V02 316SS GAUGE VALVE | 4 | EA | 312.90 | 1,251.60 | PRESS GAUGE | |
| 1480 | 16 FLGXFLG DI PIPE PERMOX 2'1" PRIMED IMP | 4 | EA | 2,417.78 | 9,671.12 | DI FLG PIPE | 09900_PG.425 |
| 1490 | 24X16 FLG 90 C110 IMP PERMOX | 1 | EA | 6,881.12 | 6,881.12 | DI FLG FTGS | 09900_PG.425 |
| 1500 | 24 FLGXFLG DI PIPE PERMOX 7'5" PRIMED IMP | 1 | EA | 7,295.66 | 7,295.66 | DI FLG PIPE | 09900_PG.425 |
| 1510 | 24X16 FLG TEE C110 PERMOX | 3 | EA | 7,470.23 | 22,410.69 | DI FLG FTGS | 09900_PG.425 |
| 1520 | 24 FLGXFLG DI PIPE PERMOX 8' PRIMED IMP | 2 | EA | 7,621.74 | 15,243.48 | DI FLG PIPE | 09900_PG.425 |
| 1530 | 24 FLGXFLG DIP PERMOX 1'11" PRIMED IMP TAPT 1/2" @ CENTER | 1 | EA | 4,009.79 | 4,009.79 | DI FLG PIPE | 09900_PG.425 |
| 1550 | 24 FLG 90 C110 PR IMP PERMOX | 1 | EA | 7,455.56 | 7,455.56 | DI FLG FTGS | 09900_PG.425 |
| 1560 | 24 FLGXFLG DI PIPE PERMOX 9'7" PRIMED IMP | 1 | EA | 8,925.00 | 8,925.00 | DI FLG PIPE | 09900_PG.425 |
| 1570 | **CLAMP ON FLOWMETER BY OTHERS** | | | | | | |
| 1580 | 24 FLG TEE C110 PERMOX | 1 | EA | 10,351.00 | 10,351.00 | DI FLG FTGS | 09900_PG.425 |
| 1590 | 24X2 TAPT BLIND FLG PERMOX | 1 | EA | 6,090.95 | 6,090.95 | DI FLG FTGS | 09900_PG.425 |
| 1600 | 2XCL BRASS NIPPLE NO LEAD (I) | 1 | EA | 19.02 | 19.02 | BRASS FTGS | |
| 1610 | 2 WATT LF3003 FIPT DIE UNION LEAD FREE 0009879 | 1 | EA | 316.46 | 316.46 | BRASS FTGS | |
| 1620 | 2XCL 316SS NIPPLE | 1 | EA | 10.09 | 10.09 | SST FTGS | |
| 1630 | V210FP-32 2 316SS BALL VLV FP FIPTXFIPT | 1 | EA | 138.72 | 138.72 | SST BALL VALVE | MC_UTILITES APP LIST |
| 1640 | 2 929 AIR RELEASE VALVE ONLY | 1 | EA | 1,147.06 | 1,147.06 | VALVE AIR | MC_UTILITES APP LIST |
| 1650 | 24 FLGXPE DI PIPE PERMOX 8' PRIMED IMP | 1 | EA | 6,434.79 | 6,434.79 | DI FLG PIPE | 09900_PG.425 |
| 1660 | 24X1/8 FLG ACC EPDM FF 316SS | 12 | EA | 667.63 | 8,011.56 | FLG BNG | |
| 1670 | 16 FLG ACC EPDM FF 316SS | 52 | EA | 311.32 | 16,188.64 | FLG BNG | |
| 1680 | | | | | | | |
| 1690 | **ARV/PI DRAIN PIPING** | | | | | | |
| 1700 | | | | | | | |
| 1710 | 2 S80 MALE ADPT BRASS MIPTXH 836-020BR | 5 | EA | 212.47 | 1,062.35 | SCH80 PVC | |
| 1730 | 2 PVC SCH80 PIPE SWB 20' | 140 | FT | 3.52 | 492.80 | SCH80 PVC | |
| 1740 | 2 PVC S80 90 HXH 806-020 | 14 | EA | 4.82 | 67.48 | SCH80 PVC | |
| 1750 | 2X1/2 PVC S80 TEE HXH 801-247 | 4 | EA | 11.60 | 46.40 | SCH80 PVC | |
| 1760 | 4X2 PVC S80 TEE HXH 801-420 | 5 | EA | 34.36 | 171.80 | SCH80 PVC | |
| 1770 | 4 PVC SCH80 PIPE SWB 20' | 40 | FT | 10.58 | 423.20 | SCH80 PVC | |
| 1780 | SPEARS P105X-040 4 CLEAN OUT ADAPTER SPIGXF PVC DWV W/PLUG | 1 | EA | 7.86 | 7.86 | CLEANOUT | |
| 1790 | 1/2X2 BRASS NIPPLE NO LEAD (I) | 8 | EA | 4.08 | 32.64 | BRASS FTGS | |
| 1800 | 1/2 BRASS TEE NO LEAD (I) | 4 | EA | 7.45 | 29.80 | BRASS FTGS | |
| 1810 | 1/2 WATT LF3003 FIPT DIE UNION NO LEAD 0009874 | 4 | EA | 47.76 | 191.04 | BRASS FTGS | |
| 1820 | 1/2XCL 316SS NIPPLE | 4 | EA | 2.08 | 8.32 | SST FTGS | |
| 1830 | MERIT V210FP-08 1/2IN T-316 SS BALL VALVE FULL PORT 2-PIECE 1000 WOG | 4 | EA | 29.96 | 119.84 | SST BALL VALVE | MC_UTILITES APP LIST |
| 1840 | 1/2X1/2 201 ASHCROFT DIAPHRAGM SEAL, 316SS W/ 1/4" FLUSH PORT | 4 | EA | 588.13 | 2,352.52 | PRESS GAUGE | 13310_PG.565 |
| 1860 | 4-1/2 1279AS PRESSURE GAUGE 0-200 PSI 1/2 LOWER CONNECTION | 4 | EA | 164.34 | 657.36 | PRESS GAUGE | 13310_PG.565 |
| 1870 | 1/2 S80 MALE ADPT BRASS MIPTXH 836-005BR | 4 | EA | 34.55 | 138.20 | SCH80 PVC | |
| 1890 | 1/2 PVC SCH80 PIPE PE 20' | 40 | FT | 0.85 | 34.00 | SCH80 PVC | |
| 1900 | | | | | | | |
| 1910 | **AEROBIC GRANULAR SLUDGE BASINS P/S M35.201-.503, I35.001-.003** | | | | | | |
| 1920 | | | | | | | |
| 1930 | **AG INFLUENT** | | | | | | |
| 1940 | | | | | | | |
| 1950 | **24X30 TEES IN PHASE A** | | | | | | |
| 1960 | | | | | | | |
| 1970 | 30 FLGXPE DI PIPE PERMOX 5'6" PRIMED IMP | 2 | EA | 6,589.14 | 13,178.28 | DI FLG PIPE | 09900_PG.425 |
| 1980 | 30 FLG(TAP)XWCXPE DI PIPE 5'6" IMP (WC 1'5" F/FLG) PRIMED TNEMEC N140 PERMOX | 1 | EA | 8,516.31 | 8,516.31 | DI FLG PIPE | 09900_PG.425 |
| 2020 | 1-1/4X9-1/4 STUD BOLT 316SS FLG STUD | 28 | EA | 27.38 | 766.64 | FLG BNG | 02640_PG.217 |
| 2030 | 30 FLG 90 C110 PR IMP PERMOX | 3 | EA | 11,755.95 | 35,267.85 | DI FLG FTGS | 09900_PG.425 |
| 2040 | **30"EMO PLUG VLVS BY AG BASIN** | | | | | | |
| 2050 | 30 FLGXPE DI PIPE PERMOX 3'11" PRIMED IMP | 3 | EA | 5,313.05 | 15,939.15 | DI FLG PIPE | 09900_PG.425 |
| 2060 | 36X30 FLG 90 C110 MP PERMOX | 3 | EA | 18,154.28 | 54,462.84 | DI FLG FTGS | 09900_PG.425 |

| | | | | | | | |
|---|---|---|---|---|---|---|---|
| 2070 | 36 FLG(TAP)XWCXFLG(TAP) 4'8" IMP<br>(WC 2'8" F/FLG)<br>PRIMED TNEMEC N140<br>PERMOX | 3 | EA | 14,845.66 | 44,536.98 | DI FLG PIPE | 09900_PG.425 |
| 2110 | 1-1/2X11-1/4 STUD BOLT 316SS | 192 | EA | 53.77 | 10,323.84 | FLG BNG | 02640_PG.217 |
| 2120 | 36 FLGXPE DI PIPE PERMOX 0'6" PRIMED IMP | 3 | EA | 3,857.61 | 11,572.83 | DI FLG PIPE | 09900_PG.425 |
| 2130 | 30X1/8 FLG ACC EPDM FF 316SS | 12 | EA | 1,099.94 | 13,199.28 | FLG BNG | |
| 2140 | 30 STAR 3030 DIP REST SB IMP STARBOND L/ACC<br>SGDPS30 | 3 | EA | 1,362.67 | 4,088.01 | MJ RESTRAINTS | MC_UTILITES APP LIST |
| 2150 | 30 MJ ACC SET L/GLAND EPDM GSKT COR BLUE<br>BOLTS IMP | 3 | EA | 515.72 | 1,547.16 | MJ RESTRAINTS | 02640_PG.217 |
| 2160 | 36X1/8 FLG ACC EPDM FF 316SS | 6 | EA | 1,751.83 | 10,510.98 | FLG BNG | |
| 2170 | | | | | | | |
| 2180 | **AG EFFLUENT** | | | | | | |
| 2190 | **NT: SECT SHT M35.303 NOT GIVEN. CONTRACTOR TO VERIFY AGE DOWNPIPE** | | | | | | |
| 2200 | | | | | | | |
| 2210 | 24 FLGXWCXPE DI PIPE 17'6" IMP<br>(WC 16'4" F/FLG)<br>PRIMED TNEMEC N140<br>PERMOX | 1 | EA | 13,311.96 | 13,311.96 | DI FLG PIPE | 09900_PG.425 |
| 2250 | 24 FLG 90 C110 PR IMP PERMOX | 2 | EA | 7,455.56 | 14,911.12 | DI FLG FTGS | 09900_PG.425 |
| 2260 | 24 FLGXFLG DI PIPE PERMOX 2' PRIMED IMP | 1 | EA | 3,711.96 | 3,711.96 | DI FLG PIPE | 09900_PG.425 |
| 2270 | 24 FLGXPE DI PIPE PERMOX 4'6" PRIMED IMP | 1 | EA | 4,154.35 | 4,154.35 | DI FLG PIPE | 09900_PG.425 |
| 2280 | 24X1/8 FLG ACC EPDM FF 316SS | 4 | EA | 667.63 | 2,670.52 | FLG BNG | |
| 2290 | | | | | | | |
| 2300 | **BASIN WAS TO SURGE TANK** | | | | | | |
| 2310 | | | | | | | |
| 2320 | 30 FLGXPE DI PIPE PERMOX 0'6" PRIMED IMP | 3 | EA | 2,759.79 | 8,279.37 | DI FLG PIPE | 09900_PG.425 |
| 2330 | 30 FLG 45 C110 P401 PERMOX | 6 | EA | 11,451.00 | 68,706.00 | DI FLG FTGS | 09900_PG.425 |
| 2340 | 30 FLGXFLG DI PIPE PERMOX 1' PRIMED IMP | 3 | EA | 4,577.18 | 13,731.54 | DI FLG PIPE | 09900_PG.425 |
| 2350 | 30 FLG(TAP)XWCXFLG(TAP) 4'7" IMP<br>(WC 2'1" F/FLG)<br>PRIMED TNEMEC N140<br>PERMOX | 1 | EA | 10,871.74 | 10,871.74 | DI FLG PIPE | 09900_PG.425 |
| 2390 | 1-1/4X9-1/4 STUD BOLT 316SS FLG STUD | 168 | EA | 25.77 | 4,329.36 | FLG BNG | 02640_PG.217 |
| 2400 | 24X30 FLG BULLHD TEE PERMOX | 3 | EA | 17,630.05 | 52,890.15 | DI FLG FTGS | 09900_PG.425 |
| 2410 | **24"EMO PLUG VLVS BY AG BASIN** | | | | | | |
| 2420 | 24 FLGXFLG DI PIPE PERMOX 1'7" PRIMED IMP | 3 | EA | 3,711.96 | 11,135.88 | DI FLG PIPE | 09900_PG.425 |
| 2430 | 24X20 FLG 90 C110 IMP PERMOX | 3 | EA | 7,335.17 | 22,005.51 | DI FLG FTGS | 09900_PG.425 |
| 2440 | 20 FLGXFLG DIP PERMOX 10'2" PRIMED IMP | 3 | EA | 7,402.18 | 22,206.54 | DI FLG PIPE | 09900_PG.425 |
| 2450 | 20 FLG TEE C110 PERMOX | 3 | EA | 6,764.39 | 20,293.17 | DI FLG FTGS | 09900_PG.425 |
| 2460 | 20 BLIND FLG DI PERMOX | 1 | EA | 3,938.62 | 3,938.62 | DI FLG FTGS | 09900_PG.425 |
| 2470 | 20 FLGXFLG DI PIPE 20' PERMOX | 8 | EA | 12,364.45 | 98,915.60 | DI FLG PIPE | 09900_PG.425 |
| 2480 | 20 FLGXFLG DI 15'6" PERMOX | 1 | EA | 10,232.23 | 10,232.23 | DI FLG PIPE | 09900_PG.425 |
| 2490 | 20 FLGXFLG DI 15'5" PERMOX | 1 | EA | 10,232.23 | 10,232.23 | DI FLG PIPE | 09900_PG.425 |
| 2500 | 20 FLGXFLG DI 11'2" PERMOX | 1 | EA | 8,100.00 | 8,100.00 | DI FLG PIPE | 09900_PG.425 |
| 2510 | 20 FLG 90 C110 PR IMP PERMOX | 1 | EA | 4,841.23 | 4,841.23 | DI FLG FTGS | 09900_PG.425 |
| 2520 | 20 FLG(TAP)XWCXFLG(TAP) 3'1" IMP<br>(WC 1'11")<br>PRIMED TNEMEC N140<br>PERMOX | 1 | EA | 4,514.45 | 4,514.45 | DI FLG PIPE | 09900_PG.425 |
| 2560 | 1-1/8X6-1/4 STUD BOLT 316SS | 20 | EA | 21.07 | 421.40 | FLG BNG | 02640_PG.217 |
| 2570 | 30X1/8 FLG ACC EPDM FF 316SS | 15 | EA | 1,099.94 | 16,499.10 | FLG BNG | |
| 2580 | 24X1/8 FLG ACC EPDM FF 316SS | 9 | EA | 667.63 | 6,008.67 | FLG BNG | |
| 2590 | 20X1/8 FLG ACC EPDM FF 316SS | 22 | EA | 591.83 | 13,020.26 | FLG BNG | |
| 2600 | | | | | | | |
| 2610 | **WATER LEVEL CORRECTION** | | | | | | |
| 2620 | | | | | | | |
| 2630 | **24"EMO PLUG VLVS BY AG BASIN** | | | | | | |
| 2640 | 24 FLGXFLG DI PIPE PERMOX 1'7" PRIMED IMP | 3 | EA | 3,711.96 | 11,135.88 | DI FLG PIPE | 09900_PG.425 |
| 2650 | 24X16 FLG 90 C110 IMP PERMOX | 3 | EA | 6,881.12 | 20,643.36 | DI FLG FTGS | 09900_PG.425 |
| 2660 | 16 FLGXFLG DI PIPE PERMOX 2' PRIMED IMP | 3 | EA | 2,214.45 | 6,643.35 | DI FLG PIPE | 09900_PG.425 |
| 2670 | 16 FLG TEE C110 PERMOX | 3 | EA | 4,967.61 | 14,902.83 | DI FLG FTGS | 09900_PG.425 |
| 2680 | 16 BLIND FLG DI PERMOX | 1 | EA | 2,105.28 | 2,105.28 | DI FLG FTGS | 09900_PG.425 |
| 2690 | 16 FLGXFLG DI PIPE 20' PERMOX | 5 | EA | 9,341.12 | 46,705.60 | DI FLG PIPE | 09900_PG.425 |
| 2700 | 16 FLGXFLG DI 16' PERMOX | 2 | EA | 7,916.67 | 15,833.34 | DI FLG PIPE | 09900_PG.425 |
| 2710 | 16 FLGXFLG DI 10'6" PERMOX | 1 | EA | 5,676.67 | 5,676.67 | DI FLG PIPE | 09900_PG.425 |
| 2720 | 16 FLG 90 C110 PR IMP PERMOX | 1 | EA | 3,052.50 | 3,052.50 | DI FLG FTGS | 09900_PG.425 |
| 2730 | 16 FLGXPE DI PIPE PERMOX 8' PRIMED IMP | 1 | EA | 3,968.89 | 3,968.89 | DI FLG PIPE | 09900_PG.425 |
| 2740 | 16 MJ 90 C153 PERMOX | 1 | EA | 2,277.00 | 2,277.00 | DI MJ FTGS | MC_UTILITES APP LIST |
| 2750 | 24X1/8 FLG ACC EPDM FF 316SS | 9 | EA | 667.63 | 6,008.67 | FLG BNG | |
| 2760 | 16 FLG ACC EPDM FF 316SS | 27 | EA | 311.32 | 8,405.64 | FLG BNG | |
| 2770 | | | | | | | |
| 2780 | **BASIN NPW** | | | | | | |
| 2790 | | | | | | | |
| 2800 | 2 PVC SCH80 PIPE SWB 20' | 700 | FT | 3.52 | 2,464.00 | SCH80 PVC | |
| 2810 | 2 PVC S80 90 HXH 806-020 | 10 | EA | 4.82 | 48.20 | SCH80 PVC | |
| 2820 | 2X2 PVC S80 TEE HXHXH 801-020 | 5 | EA | 17.16 | 85.80 | SCH80 PVC | |
| 2830 | 2X1-1/2 S80 REDUCER CPLG HXH | 7 | EA | 10.46 | 73.22 | SCH80 PVC | |
| 2840 | 1-1/2 PVC SCH80 PIPE SWB 20' | 20 | FT | 2.56 | 51.20 | SCH80 PVC | |
| 2850 | 1-1/2 PVC S80 MALE ADP 836-015 | 7 | EA | 9.16 | 64.12 | SCH80 PVC | |
| 2860 | 76F-107-01A 1-1/2 316SS BALL VLV FIPTXFIPT USA | 7 | EA | 203.60 | 1,425.20 | SST BALL VALVE | |
| 2870 | 1-1/2X36 GALV STL NIPPLE | 7 | EA | 56.03 | 392.21 | GALV FTGS | |

| | | | | | | | |
|---|---|---|---|---|---|---|---|
| 2880 | 1-1/2X1 GALV MI TEE | 7 | EA | 12.55 | 87.85 | GALV FTGS | |
| 2890 | 1X3 GALV STL NIPPLE | 7 | EA | 3.42 | 23.94 | GALV FTGS | |
| 2900 | 1 76F-105-01A SST BALL VALVE DOMESTIC | 7 | EA | 113.35 | 793.45 | SST BALL VALVE | |
| 2910 | 1 BRASS DBL MALE HEX NIPPLE<br>MIP X MALE NPSH DIXON DMH1010 | 7 | EA | 12.42 | 86.94 | BRASS FTGS | |
| 2930 | 1-1/2 THRD BRONZE NIBCO T-311Y<br>ANGLE VALVE W/HANDWHEEL | 7 | EA | 388.34 | 2,718.38 | MISC | |
| 2950 | 1-1/2X3 GALV STL NIPPLE | 14 | EA | 5.05 | 70.70 | GALV FTGS | |
| 2960 | 1-1/2 GALV MI 90 | 7 | EA | 7.59 | 53.13 | GALV FTGS | |
| 2970 | 1-1/2 BRASS MALE X HOSE BARB ADAPTER<br>DIXON BST20 | 7 | EA | 37.45 | 262.15 | BRASS FTGS | |
| 2990 | **NOTE: HOSE, RACK & NOZZLE BY OTHERS** | | | | | | |
| 3000 | | | | | | | |
| 3010 | **BASIN PUMP OUT DRAIN** | | | | | | |
| 3020 | | | | | | | |
| 3030 | JOSAM 32106 FLOOR DRAIN | 3 | EA | 192.42 | 577.26 | DRAIN | DET 8_M00.504 |
| 3040 | 6 PVC SCH80 PIPE SWB 20' | 60 | FT | 19.03 | 1,141.80 | SCH80 PVC | |
| 3050 | 6 PVC S80 90 HXH 806-060 | 9 | EA | 54.82 | 493.38 | SCH80 PVC | |
| 3060 | 6 PVC S80 VANSTONE FLG SPIGOT W/PVC RING 856-060 | 6 | EA | 42.16 | 252.96 | SCH80 PVC | |
| 3070 | 6 316SS HEX BOLT & NUT KIT (PVC)<br>L/GSKT W/8 3/4X4 B&N<br>W/ FLAT WASHERS | 6 | EA | 51.40 | 308.40 | FLG BNG | 02640_PG.217 |
| 3100 | 6 GA FIG B517 FLG PLUG VLV W/GEAR & HW 1-80-13000-505 | 3 | EA | 1,732.96 | 5,198.88 | VALVE PLUG | MC_UTILITES APP LIST |
| 3110 | DIXON 600-AL-SS 6" ADAPTER | 3 | EA | 492.79 | 1,478.37 | QUICK CONNECT | |
| 3120 | DIXON 6" DC 600-DC-SS DUST CAP | 3 | EA | 318.94 | 956.82 | QUICK CONNECT | |
| 3130 | 6X1/8 FLG ACC EPDM FF 316SS | 9 | EA | 72.07 | 648.63 | FLG BNG | |
| 3140 | | | | | | | |
| 3150 | **AGS WAS SURGE TANK PS P/S M37.201, .301, I37.001** | | | | | | |
| 3160 | **NT: PLANS SHOW 6" CONNECT @ PUMP. P&ID SHOW 8". CONTRACTOR TO VERIFY BEFORE ORDERING.** | | | | | | |
| 3170 | | | | | | | |
| 3180 | **INFLUENT** | | | | | | |
| 3190 | | | | | | | |
| 3200 | 12X8 FLG 90 C110 IMP PERMOX | 1 | EA | 2,113.95 | 2,113.95 | DI FLG FTGS | 09900_PG.425 |
| 3210 | 8 FLG(TAP)XWCXFLG(TAP) 2'1" IMP<br>(WC @ CENTER)<br>PRIMED TNEMEC N140<br>PERMOX | 1 | EA | 1,389.78 | 1,389.78 | DI FLG PIPE | DET 6_M00.504 |
| 3250 | 3/4X4 STUD BOLT 316SS | 16 | EA | 6.07 | 97.12 | FLG BNG | 02640_PG.217 |
| 3260 | 8 FLGXFLG DI PIPE PERMOX 5'4" PRIMED IMP | 1 | EA | 1,478.41 | 1,478.41 | DI FLG PIPE | 09900_PG.425 |
| 3270 | 8X6 FLG TEE C110 PERMOX | 1 | EA | 1,342.00 | 1,342.00 | DI FLG FTGS | 09900_PG.425 |
| 3280 | 8 FLGXFLG DI PIPE PERMOX 4'9" PRIMED IMP | 1 | EA | 1,386.37 | 1,386.37 | DI FLG PIPE | 09900_PG.425 |
| 3290 | 8X6 FLG 90 C110 PR IMP PERMOX | 1 | EA | 1,299.04 | 1,299.04 | DI FLG FTGS | 09900_PG.425 |
| 3300 | 6 FLGXFLG DI PIPE PERMOX 1'10" PRIMED IMP | 2 | EA | 602.28 | 1,204.56 | DI FLG PIPE | 09900_PG.425 |
| 3310 | 6 GA FIG B517 FLG PLUG VLV W/GEAR & HW 1-80-13000-505 | 2 | EA | 1,732.96 | 3,465.92 | VALVE PLUG | MC_UTILITES APP LIST |
| 3320 | 6 FLGXFLG DI PIPE PERMOX 11" PRIMED IMP | 2 | EA | 456.82 | 913.64 | DI FLG PIPE | 09900_PG.425 |
| 3330 | 8X1/8 FLG ACC EPDM FF 316SS | 5 | EA | 83.67 | 418.35 | FLG BNG | |
| 3340 | 6X1/8 FLG ACC EPDM FF 316SS | 8 | EA | 72.07 | 576.56 | FLG BNG | |
| 3350 | | | | | | | |
| 3360 | **EFFLUENT** | | | | | | |
| 3370 | | | | | | | |
| 3380 | 6 FLGXFLG DI PIPE PERMOX 1'7" PRIMED IMP | 2 | EA | 602.28 | 1,204.56 | DI FLG PIPE | 09900_PG.425 |
| 3390 | 6 FLG 90 C110 PR IMP PERMOX | 4 | EA | 746.06 | 2,984.24 | DI FLG FTGS | 09900_PG.425 |
| 3400 | 6 FLGXFLG DI PIPE PERMOX 1'2" PRIMED IMP | 2 | EA | 602.28 | 1,204.56 | DI FLG PIPE | 09900_PG.425 |
| 3410 | 6X4 FLG TEE C110 PERMOX | 2 | EA | 1,021.06 | 2,042.12 | DI FLG FTGS | 09900_PG.425 |
| 3420 | 4X2 TAPT BLIND FLG PERMOX | 2 | EA | 370.77 | 741.54 | DI FLG FTGS | 09900_PG.425 |
| 3430 | 2XCL BRASS NIPPLE NO LEAD (I) | 2 | EA | 19.02 | 38.04 | BRASS FTGS | |
| 3440 | 2 WATT LF3003 FIPT DIE UNION LEAD FREE 0009879 | 2 | EA | 316.46 | 632.92 | BRASS FTGS | |
| 3450 | 2XCL 316SS NIPPLE | 2 | EA | 10.09 | 20.18 | SST FTGS | |
| 3460 | V210FP-32 2 316SS BALL VLV FP FIPTXFIPT | 2 | EA | 138.72 | 277.44 | SST BALL VALVE | MC_UTILITES APP LIST |
| 3470 | 2 929 AIR RELEASE VALVE ONLY | 2 | EA | 1,147.06 | 2,294.12 | VALVE AIR | MC_UTILITES APP LIST |
| 3480 | 6 FLGXFLG DI PIPE PERMOX 11" PRIMED IMP<br>TAPT 1/2" @ CENTER | 2 | EA | 640.91 | 1,281.82 | DI FLG PIPE | 09900_PG.425 |
| 3500 | 6 FLG CHECK VALVE SWING<br>W/LIMIT SWITCH | 2 | EA | 3,183.92 | 6,367.84 | VALVE CHECK | 13310_PG.565 |
| 3520 | 6 GA FIG B517 FLG PLUG VLV W/GEAR & HW 1-80-13000-505 | 2 | EA | 1,732.96 | 3,465.92 | VALVE PLUG | MC_UTILITES APP LIST |
| 3530 | 6 FLGXFLG DI PIPE PERMOX 1'4" PRIMED IMP | 2 | EA | 529.55 | 1,059.10 | DI FLG PIPE | 09900_PG.425 |
| 3540 | 6 FLG TEE C110 PERMOX | 2 | EA | 949.89 | 1,899.78 | DI FLG FTGS | 09900_PG.425 |
| 3550 | 6X2 TAPT BLIND FLG PERMOX | 2 | EA | 502.12 | 1,004.24 | DI FLG FTGS | 09900_PG.425 |
| 3560 | 2X1/2 BRASS BUSHING NL (I) NO LEAD | 2 | EA | 27.43 | 54.86 | BRASS FTGS | |
| 3570 | 1/2X2 BRASS NIPPLE NO LEAD (I) | 2 | EA | 4.08 | 8.16 | BRASS FTGS | |
| 3580 | 1/2 WATT LF3003 FIPT DIE UNION NO LEAD 0009874 | 2 | EA | 47.76 | 95.52 | BRASS FTGS | |
| 3590 | 1/2 MIPXFIP ASHCROFT V02 316SS GAUGE VALVE | 2 | EA | 312.90 | 625.80 | PRESS GAUGE | |
| 3600 | 6 FLGXFLG DI PIPE PERMOX 2'4" PRIMED IMP | 2 | EA | 673.87 | 1,347.74 | DI FLG PIPE | 09900_PG.425 |
| 3610 | 8X6 FLG 90 C110 PR IMP PERMOX | 1 | EA | 1,082.53 | 1,082.53 | DI FLG FTGS | 09900_PG.425 |
| 3620 | 8X6 FLG TEE C110 PERMOX | 1 | EA | 1,342.00 | 1,342.00 | DI FLG FTGS | 09900_PG.425 |
| 3630 | 8 FLGXFLG DI PIPE PERMOX 4'10" PRIMED IMP | 1 | EA | 1,386.37 | 1,386.37 | DI FLG PIPE | 09900_PG.425 |

| | | | | | | | |
|---|---|---|---|---|---|---|---|
| 3640 | 8 FLGXFLG DI PIPE PERMOX 8' PRIMED IMP | 1 | EA | 1,939.78 | 1,939.78 | DI FLG PIPE | 09900_PG.425 |
| 3650 | **CLAMP ON FLOWMETER BY OTHERS** | | | | | | |
| 3660 | 8 FLG 90 C110 PR IMP PERMOX | 1 | EA | 1,129.12 | 1,129.12 | DI FLG FTGS | 09900_PG.425 |
| 3670 | 8 FLGXPE DI PIPE PERMOX 6' PRIMED IMP | 1 | EA | 1,570.46 | 1,570.46 | DI FLG PIPE | 09900_PG.425 |
| 3680 | 8X1/8 FLG ACC EPDM FF 316SS | 5 | EA | 83.67 | 418.35 | FLG BNG | |
| 3690 | 6X1/8 FLG ACC EPDM FF 316SS | 26 | EA | 72.07 | 1,873.82 | FLG BNG | |
| 3700 | **PAGE BREAK** | | | | | | |
| 3710 | **ARV/PI DRAIN PIPING** | | | | | | |
| 3720 | | | | | | | |
| 3730 | 2 S80 MALE ADPT BRASS MIPTXH 836-020BR | 2 | EA | 212.47 | 424.94 | SCH80 PVC | |
| 3750 | 2 PVC SCH80 PIPE SWB 20' | 40 | FT | 3.52 | 140.80 | SCH80 PVC | |
| 3760 | 2 PVC S80 90 HXH 806-020 | 5 | EA | 4.82 | 24.10 | SCH80 PVC | |
| 3770 | 2X2 PVC S80 TEE HXHXH 801-020 | 2 | EA | 17.16 | 34.32 | SCH80 PVC | |
| 3780 | 2X1/2 PVC SCH80 RED CPLG HXH 829-247 | 2 | EA | 10.46 | 20.92 | SCH80 PVC | |
| 3800 | 4X2 PVC S80 TEE HXH 801-420 | 1 | EA | 34.36 | 34.36 | SCH80 PVC | |
| 3810 | 4X2 PVC S80 RED HXH 829-420 | 1 | EA | 48.93 | 48.93 | SCH80 PVC | |
| 3820 | 4 PVC SCH80 PIPE SWB 20' | 40 | FT | 10.58 | 423.20 | SCH80 PVC | |
| 3830 | 1/2X2 BRASS NIPPLE NO LEAD (I) | 4 | EA | 4.08 | 16.32 | BRASS FTGS | |
| 3840 | 1/2 BRASS TEE NO LEAD (I) | 2 | EA | 7.45 | 14.90 | BRASS FTGS | |
| 3850 | 1/2 WATT LF3003 FIPT DIE UNION NO LEAD 0009874 | 2 | EA | 47.76 | 95.52 | BRASS FTGS | |
| 3860 | 1/2XCL 316SS NIPPLE | 2 | EA | 2.08 | 4.16 | SST FTGS | |
| 3870 | MERIT V210FP-08 1/2IN T-316 SS BALL VALVE FULL PORT 2-PIECE 1000 WOG | 2 | EA | 29.96 | 59.92 | SST BALL VALVE | MC_UTILITES APP LIST |
| 3880 | 1/2X1/2 201 ASHCROFT DIAPHRAGM SEAL, 316SS W/ 1/4" FLUSH PORT | 2 | EA | 588.13 | 1,176.26 | PRESS GAUGE | 13310_PG.565 |
| 3900 | 4-1/2 1279AS PRESSURE GAUGE 0-200 PSI 1/2 LOWER CONNECTION | 2 | EA | 164.34 | 328.68 | PRESS GAUGE | 13310_PG.565 |
| 3910 | 1/2 S80 MALE ADPT BRASS MIPTXH 836-005BR | 2 | EA | 34.55 | 69.10 | SCH80 PVC | |
| 3930 | 1/2 PVC SCH80 PIPE PE 20' | 20 | FT | 0.85 | 17.00 | SCH80 PVC | |
| 3940 | 1/2 PVC S80 90 HXH 806-005 | 2 | EA | 1.35 | 2.70 | SCH80 PVC | |
| 3950 | | | | | | | |
| 3960 | | | | | | | |
| 3970 | **PRICING VALID FOR 180 DAYS** | | | | | | |

| | |
|---|---|
| **Sub Total** | **1,942,710.22** |
| Freight | |
| Delivery | |
| Backcharge | |
| Restock | |
| Other | |
| **Lump Sum Disc.** | |
| **Tax** | 116,612.61 |
| **Total** | **2,059,322.83** |

### Bid Notes

*NO DOMESTIC REQUIREMENTS FOUND *P/ 11421_1.01-2 AGS supplier is solely responsible for providing a complete blower system

**UNLESS OTHERWISE SPECIFIED HEREIN, PRICES QUOTED ARE VALID IF ACCEPTED BY CUSTOMER AND PRODUCTS ARE RELEASED BY CUSTOMER FOR MANUFACTURE WITHIN THIRTY (30) CALENDAR DAYS FROM THE DATE OF THIS QUOTATION. CORE & MAIN LP RESERVES THE RIGHT TO INCREASE PRICES TO ADDRESS FACTORS, INCLUDING BUT NOT LIMITED TO, GOVERNMENT REGULATIONS, TARIFFS, TRANSPORTATION, FUEL AND RAW MATERIAL COSTS. DELIVERY WILL COMMENCE BASED UPON MANUFACTURER LEAD TIMES. ANY MATERIAL DELIVERIES DELAYED BEYOND MANUFACTURER LEAD TIMES MAY BE SUBJECT TO PRICE INCREASES AND/OR APPLICABLE STORAGE FEES. THIS BID PROPOSAL IS CONTINGENT UPON BUYER'S ACCEPTANCE OF SELLER'S TERMS AND CONDITIONS OF SALE, AS MODIFIED FROM TIME TO TIME,**
https://coreandmain.com/terms-of-sale/

**THIS BID MAY INCLUDE GLOBALLY SOURCED (IMPORTED) MATERIALS THAT ARE SUBJECT TO CHANGING TARIFFS. PRICES ARE SUBJECT TO CHANGE DUE TO POTENTIAL ADDITIONAL TARIFFS IMPOSED BY THE U.S. GOVERNMENT. IF IMPOSED, PRICES WILL INCREASE BY THE SAME PERCENTAGE AND WILL BE EFFECTIVE ON THE DATE THAT THE NEW TARIFFS ARE IMPLEMENTED. THESE ITEMS SHOULD BE PURCHASED WITH HASTE TO AVOID ANY ADDITIONAL RISING TARIFF COSTS.**

| System/Location | Addenda | Description | Qty | UOM | Unit Cost | Amount | Item Notes | Tag |
|---|---|---|---|---|---|---|---|---|
| **00.5" DR** | | | | | | **81** | | |
| **AGS INFLUENT PS** | | | | | | **81** | | |
| | | 1/2" X 20' IPS SCH80 PE GRAY PVC PIPE | 40 | FT | 1.13 | 45 | | |
| | | 1/2" PVC SCH 80 SLIP X MIP ADPT | 4 | EA | 3.25 | 13 | | |
| | | 1/2" PVC SCH 80 SLIP UNION W/ EPDM O-RING | 4 | EA | 5.61 | 22 | | |
| **01" DR** | | | | | | **254** | | |
| **WAS SURGE TANK PS** | | | | | | **254** | | |
| | | 1" X 20' IPS SCH80 PE GRAY PVC PIPE | 20 | FT | 2.24 | 45 | | |
| | | 1" PVC SCH 80 SLIP 90 ELL | 4 | EA | 3.16 | 13 | | |
| | | 1" PVC SCH 80 SLIP X MIP ADPT | 2 | EA | 6.20 | 12 | | |
| | | 1" SCH 80 PVC BALL VALVE TRU-UNION W/ SOLVENT WELD ENDS & LEVER OP / EPDM SEALS | 2 | EA | 92.18 | 184 | | |
| **01" NPW** | | | | | | **20,355** | | |
| **AGS BASINS** | | | | | | **20,355** | | |
| | | 1" STAINLESS STEEL ADAPTER (MALE QC) X MALE NPT QUICK DISCONNECTS | 7 | EA | 37.54 | 263 | | |
| | | 1" BRASS ADAPTER (MALE QC) X MALE NPT QUICK DISCONNECTS (DWG. M00.505/5) | 7 | EA | 48.60 | 340 | | |
| | | 1" X 4" DIELECTRIC THREADED NIPPLE | 14 | EA | 24.90 | 349 | | |
| | | 1" SCH40S 316L SSTL PIPE PE | 60 | FT | 9.00 | 540 | | |
| | | 1" 316 SSTL 150# THREADED 90 ELL | 21 | EA | 6.50 | 137 | | |
| | | 1" 316 SSTL 150# THREADED UNION | 7 | EA | 16.81 | 118 | | |
| | | 1/2" TO 1 1/4" SSTL CLAMPS SSTL CLAMP STAINLESS STEEL WORM CLAMP (DWG. M00.505/2) | 14 | EA | 18.75 | 263 | | |
| | | 1" THREADED BRONZE RISING STEM ANGLE VALVE W/ HANDWHEEL (DWG. M00.505/2) | 7 | EA | 709.38 | 4,966 | | |
| | | 1" 2 PIECE THREADED BRASS BALL VALVE W/ LEVER OP (DWG. M00.505/5) | 7 | EA | 38.85 | 272 | | |
| | | 1" 2 PIECE THREADED 316 STAINLESS BALL VALVE W/ LEVER OP | 7 | EA | 96.40 | 675 | | |
| | | RAIL MOUNT HOSE RACK - 316 STAINLESS STEEL 50' HOSE CAPACITY (SIMILAR TO DWG. M00.505/2) | 7 | EA | 1,218.75 | 8,531 | | |
| | | 1" X 25' EPDM WASHDOWN HOSE (DWG. M00.505/2) | 7 | EA | 315.56 | 2,209 | | |
| | | 1" MPT X BRASS STRAIGHT SMOOTH BORE FIRE NOZZLE (DWG. M00.505/5) | 7 | EA | 242.06 | 1,694 | | |
| **02" DR** | | | | | | **1,787** | | |
| **AGS INFLUENT PS** | | | | | | **1,251** | | |
| | | 2" FLG ACC PKS - 316 B8M SSTL HEAVY HEX - CL 125/150 FLANGE W/ SBR GASKET (PVC80 X DI) | 1 | EA | 41.19 | 41 | | |
| | | 2" X 20' IPS SCH80 PE GRAY PVC PIPE | 140 | FT | 4.83 | 676 | | |
| | | 2" PVC SCH 80 SLIP 90 ELL | 25 | EA | 5.48 | 137 | | |
| | | 2" PVC SCH 80 SLIP X MIP ADPT | 10 | EA | 15.06 | 151 | | |
| | | 2" PVC SCH 80 SLIP X FIP UNION W/ EPDM O-RING | 5 | EA | 46.39 | 232 | | |
| | | 2" PVC SCH 80 SOC VAN STONE FLG W/ PVC RING | 1 | EA | 14.01 | 14 | | |
| **WAS SURGE TANK PS** | | | | | | **536** | | |
| | | 2" X 20' IPS SCH80 PE GRAY PVC PIPE | 60 | FT | 4.83 | 290 | | |
| | | 2" PVC SCH 80 SLIP 90 ELL | 7 | EA | 5.48 | 38 | | |
| | | 2" PVC SCH 80 SLIP TEE | 2 | EA | 19.51 | 39 | | |
| | | 2" X 1" PVC SCH 80 SLIP RED COUP | 2 | EA | 11.89 | 24 | | |
| | | 2" PVC SCH 80 SLIP X MIP ADPT | 4 | EA | 15.06 | 60 | | |
| | | 2" SCH 80 PVC BALL VALVE TRU-UNION W/ SOLVENT WELD ENDS & LEVER OP / EPDM SEALS | 2 | EA | 42.27 | 85 | | |
| **02" NPW** | | | | | | **18,479** | | |
| **YARD PIPING PLAN 3** | | | | | | **2,850** | | |
| | | 2" SCH40S 316L SSTL PIPE PE | 140 | FT | 18.85 | 2,639 | | |
| | | 2" 316 SSTL 150# THREADED 90 ELL | 4 | EA | 18.23 | 73 | | |
| | | 2" 316 SSTL 150# THREADED COUPLING | 7 | EA | 19.66 | 138 | | |
| **YARD PIPING PLAN 4** | | | | | | **5,664** | | |
| | | 2" X 4" DIELECTRIC THREADED NIPPLE | 6 | EA | 49.92 | 300 | | |
| | | 2" SCH40S 316L SSTL PIPE PE | 120 | FT | 18.85 | 2,262 | | |
| | | 2" 316 SSTL 150# THREADED 90 ELL | 6 | EA | 18.23 | 109 | | |
| | | 2" 316 SSTL 150# THREADED COUPLING | 9 | EA | 19.66 | 177 | | |
| | | 2" FIP X FIP BALL TYPE CURB STOP-TOP W/ TEE-HEAD | 3 | EA | 376.14 | 1,128 | | |
| | | 60-84" ADJUSTABLE 2-1/2" SHAFT - SCREW TYPE 2 PC CURB BOX COMPLETE W/ LID | 3 | EA | 562.50 | 1,688 | | |
| **AGS BASINS** | | | | | | **9,965** | | |
| | | 2" X 4" DIELECTRIC THREADED NIPPLE | 1 | EA | 49.93 | 50 | | |
| | | 2" SCH40S 316L SSTL PIPE PE | 500 | FT | 18.85 | 9,425 | | |
| | | 2" 316 SSTL 150# THREADED 90 ELL | 17 | EA | 18.22 | 310 | | |
| | | 2" X 1" 316 SSTL 150# THREADED COUPLING | 3 | EA | 20.48 | 61 | | |
| | | 2" 316 SSTL 150# THREADED UNION | 1 | EA | 39.35 | 39 | | |
| | | 2" 316 SSTL 150# THREADED TEE | 3 | EA | 26.62 | 80 | | |
| **04" ALP** | | | | | | **1,617** | | *** |
| **AGS BASINS** | | | | | | **1,617** | | *** |
| | | 4" FLG ACC PKS - 316 B8M SSTL HEAVY HEX - CL 125/150 FLANGE W/ EPDM GASKET (SST X EQPT) | 3 | EA | 102.63 | 308 | | |
| | | 4" LUG BOLT SET CL 125/150 FLG-316 B8M SSTL-CAP BOLTS NO NUTS (NO-GASKET) (SST X SST-LUG-BFV) | 18 | EA | 72.74 | 1,309 | | |
| | | 4" LUG PATTERN (CL 150) 316 SSTL HIGH PERFORMANCE BUTTERFLY VALVE W/ GEAR OPERATOR W/ HANDWHEEL (BY OTHERS) | 3 | EA | - | - | | *** |
| | | 4" LUG PATTERN (CL 150) 316 SSTL HIGH PERFORMANCE BUTTERFLY VALVE W/ EMO/ OPEN-CLOSE (BY OTHERS) | 6 | EA | - | - | | *** |
| **04" DR** | | | | | | **24,333** | | |
| **YARD PIPING PLAN 1** | | | | | | **22,390** | | |
| | | 4" C153 FOR PVC PIPE MJ BIT COATED / PERMOX LINED DI 45 ELL | 7 | EA | 319.09 | 2,234 | | |
| | | 4" C153 FOR PVC PIPE MJ BIT COATED / PERMOX LINED DI WYE | 9 | EA | 587.54 | 5,288 | | |
| | | 4" C153 FOR PVC PIPE MJ BIT COATED / PERMOX LINED DI PLUG | 8 | EA | 240.17 | 1,921 | | |

Report by SYSTEM

| | | | | | | | |
|---|---|---|---|---|---|---|---|
| | | 4" C153 FOR PVC PIPE MJ BIT COATED / PERMOX LINED DI LONG SLEEVE | 1 | EA | 319.09 | 319 | |
| | | 4" X 2" C153 FOR PVC PIPE MJ BIT COATED / PERMOX LINED DI TAPT CAP | 1 | EA | 312.91 | 313 | |
| | | 4" X 2" C153 FOR PVC PIPE MJ BIT COATED / PERMOX LINED DI TAPT TEE | 5 | EA | 636.36 | 3,182 | |
| | | 4" MJ GLAND PACKS-C153 COR BLUE B&N'S W/ SBR GASKET | 8 | EA | 196.34 | 1,571 | |
| | | 4" WEDGE FITTING RESTRAINT MJ GLAND PACK-SBR GASKET-COR-BLUE B&N'S-FOR DI PIPE | 1 | EA | 66.50 | 67 | |
| | | 4" WEDGE FITTING RESTRAINT MJ GLAND PACK-SBR GASKET-COR-BLUE B&N'S-FOR CI OD PVC PIPE | 37 | EA | 73.50 | 2,720 | |
| | | 8" X 1'6" PE X WC X PE 316 SSTL WALL SLEEVES | 1 | EA | 812.50 | 813 | |
| | | 4" MODEL S-316 MODULAR SEAL FOR DI/CI OD PVC/DIPS HDPE FOR STEEL WALL SLEEVE (QUOTED PER LINK-REQUIRES 7 EA-LS-410S LINKS PER SEAL) | 14 | EA | 16.03 | 224 | |
| | | 4" DR18/ PR235 C900 BJ GSKT PVC PIPE-GREEN | 300 | FT | 5.80 | 1,740 | |
| | | CI CLEANOUT BOX & FRAME W/ LID | 4 | EA | 500.00 | 2,000 | |
| **AGS INFLUENT PS** | | | | | | **1,943** | |
| | | 4" X 4'6" DI SPOOL PIECE PERMOX LINED W/ 125# FLG X PE | 1 | EA | 787.95 | 788 | |
| | | 4" X 2" C110 FLG PRIME COATED / PERMOX LINED DI TEE | 1 | EA | 710.91 | 711 | |
| | | 4" C110 BLIND FLG PRIME COATED / PERMOX LINED DI BLIND FLG | 1 | EA | 328.02 | 328 | |
| | | 4" FLG ACC PKS - 316 B8M SSTL HEAVY HEX - CL 125/150 FLANGE W/ SBR GASKET (DI X DI) | 2 | EA | 58.10 | 116 | |
| **04" NPW** | *** | | | | | **28,652** | *** |
| **YARD PIPING PLAN 2** | *** | | | | | **7,108** | *** |
| | | 4" PC350 DUCTILE IRON PIPE PUSH JNT CEMENT LINED-BITUMINOUS COATED | 40 | FT | 60.63 | 2,425 | |
| | | 4" REST JNT GASKETS EPDM | 2 | EA | 156.12 | 312 | |
| | | 4" C153 MJ BIT COATED / CEMENT LINED DI 90 ELL | 1 | EA | 112.50 | 113 | |
| | ADI | 4" C153 MJ BIT COATED / CEMENT LINED DI 45 ELL | 4 | EA | 93.75 | 375 | |
| | ADI | 4" WEDGE FITTING RESTRAINT MJ GLAND PACK-EPDM GASKETS-COR-BLUE B&N'S-FOR DI PIPE | 13 | EA | 116.50 | 1,515 | |
| | | 6" DR18/ PR235 C900 BJ GSKT PVC PIPE-BLUE | 20 | FT | 11.79 | 236 | RISER PIPE FOR VALVE BOX PER C00.506/UW2 |
| | | 4" C515 MECH JT NRS GATE VALVE LESS ACC W/ 2" OP NUT (NO GEAR) | 1 | EA | 908.58 | 909 | |
| | | 19-22" HEAVY DUTY 5-1/4" SHAFT - SCREW TYPE 2 PC VALVE BOX COMPLETE W/ LID (DWG. C00.506/UW-2) | 1 | EA | 437.50 | 438 | |
| | | 3'0" 316 SSTL PIPE EXTENSION STEM-SOCKET X NUT W/CENTERING COLLAR | 1 | EA | 786.94 | 787 | |
| **YARD PIPING PLAN 4** | *** | | | | | **18,699** | *** |
| | | 4" PC350 DUCTILE IRON PIPE PUSH JNT CEMENT LINED-BITUMINOUS COATED | 180 | FT | 60.63 | 10,913 | |
| | | 4" REST JNT GASKETS EPDM | 9 | EA | 156.11 | 1,405 | |
| | ADI | 4" C153 MJ BIT COATED / CEMENT LINED DI 45 ELL | 8 | EA | 93.75 | 750 | |
| | | 4" X 2" C153 MJ BIT COATED / CEMENT LINED DI TAPT CAP | 1 | EA | 87.75 | 88 | |
| | | 4" X 2" C153 MJ BIT COATED / CEMENT LINED DI TAPT TEE | 2 | EA | 189.00 | 378 | |
| | ADI | 4" WEDGE FITTING RESTRAINT MJ GLAND PACK-EPDM GASKETS-COR-BLUE B&N'S-FOR DI PIPE | 24 | EA | 116.50 | 2,796 | |
| | | 6" DR18/ PR235 C900 BJ GSKT PVC PIPE-BLUE | 20 | FT | 11.79 | 236 | RISER PIPE FOR VALVE BOX PER C00.506/UW2 |
| | | 4" C515 MECH JT NRS GATE VALVE LESS ACC W/ 2" OP NUT (NO GEAR) | 1 | EA | 908.57 | 909 | |
| | | 19-22" HEAVY DUTY 5-1/4" SHAFT - SCREW TYPE 2 PC VALVE BOX COMPLETE W/ LID (DWG. C00.506/UW-2) | 1 | EA | 437.50 | 438 | |
| | | 3'0" 316 SSTL PIPE EXTENSION STEM-SOCKET X NUT W/CENTERING COLLAR | 1 | EA | 786.93 | 787 | |
| **YARD PIPING PLAN 5** | **ADD1** | | | | | **2,064** | |
| | ADI | 4" PC350 DUCTILE IRON PIPE PUSH JNT CEMENT LINED-BITUMINOUS COATED | 20 | FT | 60.63 | 1,213 | |
| | ADI | 4" REST JNT GASKETS EPDM | 1 | EA | 156.11 | 156 | |
| | ADI | 4" C153 MJ BIT COATED / CEMENT LINED DI 90 ELL | 1 | EA | 112.50 | 113 | |
| | ADI | 4" WEDGE FITTING RESTRAINT MJ GLAND PACK-EPDM GASKETS-COR-BLUE B&N'S-FOR DI PIPE | 5 | EA | 116.50 | 583 | |
| **AGS BASINS** | | | | | | **781** | |
| | | 4" X 5'0" DI SPOOL PIECE CEMENT LINED W/ 125# FLG X PE | 1 | EA | 539.46 | 539 | |
| | | 4" C110 BLIND FLG PRIME COATED / CEMENT LINED DI BLIND FLG W-2" IP TAP | 1 | EA | 138.75 | 139 | |
| | | 4" FLG ACC PKS - 316 B8M SSTL HEAVY HEX - CL 125/150 FLANGE W/ EPDM GASKET (DI X DI) | 1 | EA | 102.62 | 103 | |
| **06" DR** | | | | | | **59,995** | *** |
| **AGS BASINS** | | | | | | **59,995** | *** |
| | | 6" PC350 DUCTILE IRON PIPE PUSH JNT PERMOX LINED-BITUMINOUS COATED | 260 | FT | 61.99 | 16,117 | |
| | | 6" REST JNT GASKETS SBR | 13 | EA | 129.49 | 1,683 | |
| | | 6" C153 MJ BIT COATED / PERMOX LINED DI 90 ELL | 6 | EA | 537.30 | 3,224 | |
| | | 6" WEDGE FITTING RESTRAINT MJ GLAND PACK-SBR GASKET-COR-BLUE B&N'S-FOR DI PIPE | 12 | EA | 85.00 | 1,020 | |
| | | 6" X 2'0" DI SPOOL PIECE PERMOX LINED W/ 125# FLG X FLG | 3 | EA | 724.86 | 2,175 | |
| | | 6" X 7'0" DI SPOOL PIECE PERMOX LINED W/ 125# FLG X PE | 3 | EA | 1,404.66 | 4,214 | |
| | | 6" C110 FLG PRIME COATED / PERMOX LINED DI 90 ELL | 3 | EA | 735.61 | 2,207 | |
| | | 6" X 5'0" FLG X WC X PE TAPPED FOR STUDS WALL PIPE PERMOX LINED (DWG. M00.504/7) | 3 | EA | 1,485.77 | 4,457 | |
| | | 6" FLG ACC PKS - 316 B8M SSTL HEAVY HEX - CL 125/150 FLANGE W/ SBR GASKET (DI X DI) | 6 | EA | 86.00 | 516 | |
| | | 6" FLG ACC PKS - 316 B8M SSTL HEAVY HEX - CL 125/150 FLANGE W/ SBR GASKET (DI X PV) | 3 | EA | 86.00 | 258 | |
| | | 6" STUD KIT CL 125/150 FLG-316 SSTL W/ SBR GASKET (MV X DIWP) (SUBMERGED) | 3 | EA | 166.09 | 498 | |
| | | 6" FLANGE ISOLATION KIT W/ 150# 316 B8M SSTL HEAVY HEX BN&G'S & TYPE "E" FULL FACED NEOPRENE GSKT-DBL WASHER - MYLAR SLEEVES (PV X SST-CAMLOCK) | 3 | EA | 294.38 | 883 | |
| | | 6" STAINLESS STEEL ADAPTER (MALE QC) X 150# ANSI FLANGE QUICK DISCONNECTS | 3 | EA | 466.86 | 1,401 | |

| | | | | | | | |
|---|---|---|---|---|---|---|---|
| | | 6" 316 SSTL BODY MUD VALVES NON RISING STEM FLANGED END ON VALVE ASSEMBLY W/25'0" EXT STEM, STEM GUIDES & OPERATOR | 3 | EA | 5,395.00 | 16,185 | |
| | | 6" 125LB FLG IRON BODY PLUG VALVE 100% PORT W/ GEAR OPERATOR/ HANDWHEEL | 3 | EA | 1,718.75 | 5,156 | *** |
| **06" LC** | | | | | | **5,237** | |
| **YARD PIPING PLAN 3** | | | | | | **5,237** | |
| | | 6" C153 FOR PVC PIPE MJ BIT COATED / PERMOX LINED DI 90 ELL | 3 | EA | 537.30 | 1,612 | |
| | | 6" WEDGE FITTING RESTRAINT MJ GLAND PACK-SBR GASKET-COR-BLUE B&N'S-FOR CI OD PVC PIPE | 8 | EA | 95.00 | 760 | |
| | | 6" SERRATED RESTRAINT HARNESS W\304 SSTL B&N'S-FOR CIOD PVC PIPE | 7 | EA | 173.50 | 1,215 | |
| | | 6" DR18/ PR235 C900 BJ GSKT PVC PIPE-GREEN | 140 | FT | 11.79 | 1,651 | |
| **06" NPW** | **ADD1** | | | | | **6,560** | |
| **YARD PIPING PLAN 5** | **ADD1** | | | | | **6,560** | |
| | ADD | DRY BARREL FIRE HYDRANT 5 1/4" VO 2 WAY W/ 6" MJ INLET 5'0" BURY (C00.506/UW-5) | 1 | EA | 4,116.85 | 4,117 | |
| | ADD | 6" C515 MECH JT NRS GATE VALVE LESS ACC W/ 2" OP NUT (NO GEAR) | 1 | EA | 1,218.28 | 1,218 | |
| | ADD | 19-22" HEAVY DUTY 5-1/4" SHAFT - SCREW TYPE 2 PC VALVE BOX COMPLETE W/ LID (DWG. C00.506/UW-2) | 1 | EA | 437.50 | 438 | |
| | ADD | 3'0" 316 SSTL PIPE EXTENSION STEM-SOCKET X NUT W/CENTERING COLLAR | 1 | EA | 786.94 | 787 | |
| **06" WAS** | | | | | | **34,212** | *** |
| **WAS SURGE TANK PS** | | | | | | **34,212** | *** |
| | | 6" X 1'0" DI SPOOL PIECE PERMOX LINED W/ 125# FLG X FLG | 2 | EA | 549.76 | 1,100 | |
| | | 6" X 1'0" DI SPOOL PIECE PERMOX LINED W/ 125# FLG X FLG W/(1) 1/2" FPT TAP & (1) 1" FPT TAP | 2 | EA | 995.24 | 1,990 | |
| | | 6" X 1'6" DI SPOOL PIECE PERMOX LINED W/ 125# FLG X FLG | 6 | EA | 637.31 | 3,824 | |
| | | 6" X 2'0" DI SPOOL PIECE PERMOX LINED W/ 125# FLG X FLG | 2 | EA | 724.86 | 1,450 | |
| | | 6" X 2'6" DI SPOOL PIECE PERMOX LINED W/ 125# FLG X FLG | 2 | EA | 812.42 | 1,625 | |
| | | 6" C110 FLG PRIME COATED / PERMOX LINED DI 90 ELL | 4 | EA | 735.61 | 2,942 | |
| | | 6" C110 FLG PRIME COATED / PERMOX LINED DI TEE | 2 | EA | 936.67 | 1,873 | |
| | | 6" X 2" C110 FLG PRIME COATED / PERMOX LINED DI TEE | 2 | EA | 990.89 | 1,982 | |
| | | 6" C110 BLIND FLG PRIME COATED / PERMOX LINED DI BLIND FLG W-2" IP TAP | 2 | EA | 532.49 | 1,065 | |
| | | 6" FLG ACC PKS - 316 B8M SSTL HEAVY HEX - CL 125/150 FLANGE W/ SBR GASKET (DI X CV) | 2 | EA | 86.00 | 172 | |
| | | 6" FLG ACC PKS - 316 B8M SSTL HEAVY HEX - CL 125/150 FLANGE W/ SBR GASKET (DI X DI) | 20 | EA | 86.00 | 1,720 | |
| | | 6" FLG ACC PKS - 316 B8M SSTL HEAVY HEX - CL 125/150 FLANGE W/ SBR GASKET (DI X EQPT) | 4 | EA | 86.00 | 344 | |
| | | 6" FLG ACC PKS - 316 B8M SSTL HEAVY HEX - CL 125/150 FLANGE W/ SBR GASKET (DI X PV) | 6 | EA | 86.00 | 516 | |
| | | 6" FLG ACC PKS - 316 B8M SSTL HEAVY HEX - CL 125/150 FLANGE W/ SBR GASKET (PV X CV) | 2 | EA | 86.00 | 172 | |
| | | 6" 125LB FLG IRON BODY PLUG VALVE 100% PORT W/ GEAR OPERATOR/ HANDWHEEL | 2 | EA | 1,718.75 | 3,438 | *** |
| | | 6" 125LB FLG IRON BODY PLUG VALVE 100% PORT W/ GEAR OPERATOR/ CHAIN WHEEL (6'0" CL-AFF) | 2 | EA | 2,375.00 | 4,750 | *** |
| | | 6" 125/150LB FLG IRONBODY AWWA SWING CHECK VALVE W/ OL & W-NO LIMIT SWITCH (SEE P&ID I37.001) | 2 | EA | 2,625.00 | 5,250 | *** |
| **06" WAS, 2" ARV** | | | | | | **4,892** | *** |
| **WAS SURGE TANK PS** | | | | | | **4,892** | *** |
| | | 2" FLG ACC PKS - 316 B8M SSTL HEAVY HEX - CL 125/150 FLANGE W/ SBR GASKET (SST X SST-BV) | 2 | EA | 41.20 | 82 | |
| | | 2" FLANGE ISOLATION KIT W/ 150# 316 B8M SSTL HEAVY HEX BN&G'S & TYPE "E" FULL FACED NEOPRENE GSKT-DBL WASHER - MYLAR SLEEVES (DI X SST-BV) | 2 | EA | 96.09 | 192 | |
| | | 2" X 4" DIELECTRIC THREADED NIPPLE | 2 | EA | 49.92 | 100 | |
| | | 2" 316 SSTL 150# THREADED FLANGE | 2 | EA | 67.60 | 135 | |
| | | 2" SPLIT BODY FLANGED 316 STAINLESS BALL VALVE W/ LEVER OP | 2 | EA | 1,447.66 | 2,895 | *** |
| | | 2" IRONBODY - VALVE ONLY WASTEWATER AIR RELEASE W/ FIP THREADED INLET & OUTLET | 2 | EA | 743.75 | 1,488 | *** |
| **06" WAS, 2" BLV** | | | | | | **569** | |
| **WAS SURGE TANK PS** | | | | | | **569** | |
| | | 2" X 4" DIELECTRIC THREADED NIPPLE | 2 | EA | 49.92 | 100 | |
| | | 2" 2 PIECE THREADED 316 STAINLESS BALL VALVE W/ LEVER OP | 2 | EA | 234.75 | 470 | |
| **06" WAS, PIA** | | | | | | **261** | |
| **WAS SURGE TANK PS** | | | | | | **261** | |
| | | 1/2" X 3" DIELECTRIC THREADED NIPPLE | 2 | EA | 16.36 | 33 | |
| | | 1/2" 316 SSTL 150# THREADED TEE | 2 | EA | 4.63 | 9 | |
| | | 1/2" X 4" 316 SSTL SCH 40 THREADED NIPPLE | 6 | EA | 3.58 | 21 | |
| | | 1/2" 2 PIECE THREADED 316 STAINLESS BALL VALVE W/ LEVER OP | 4 | EA | 49.43 | 198 | |
| **08" ALP** | | | | | | **9,684** | |
| **AGS BASINS** | | | | | | **9,684** | |
| | | 8" FLG ACC PKS - 316 B8M SSTL HEAVY HEX - CL 125/150 FLANGE W/VITON TORUSEAL GASKET (SST X PVC80-EQPT) (SUBMERGED) | 12 | EA | 403.49 | 4,842 | |
| | | 8" FLG ACC PKS - 316 B8M SSTL HEAVY HEX - CL 125/150 FLANGE W/VITON TORUSEAL GASKET (SST X SST) | 12 | EA | 403.49 | 4,842 | |
| **08" NPW** | *** | | | | | **54,606** | *** |
| **YARD PIPING PLAN 2** | | | | | | **9,690** | *** |
| | | 8" PC350 DUCTILE IRON PIPE PUSH JNT CEMENT LINED-BITUMINOUS COATED | 20 | FT | 59.41 | 1,188 | |
| | | 8" REST JNT GASKETS EPDM | 1 | EA | 265.22 | 265 | |
| | | 8" X 4" C153 MJ BIT COATED / CEMENT LINED DI TEE | 1 | EA | 283.50 | 284 | |
| | | 8" C153 MJ BIT COATED / CEMENT LINED DI LONG SLEEVE | 1 | EA | 266.25 | 266 | |
| | | 8" WEDGE FITTING RESTRAINT MJ GLAND PACK-EPDM GASKETS-COR-BLUE B&N'S-FOR DI PIPE | 8 | EA | 173.00 | 1,384 | |

| | | | | | | | |
|---|---|---|---|---|---|---|---|
| | | 6" DR18/ PR235 C900 BJ GSKT PVC PIPE-BLUE | 20 | FT | 11.79 | 236 | RISER PIPE FOR VALVE BOX PER C00.506/UW2 |
| | | 8" C515 MECH JT NRS GATE VALVE LESS ACC W/ 2" OP NUT (NO GEAR) | 2 | EA | 1,809.10 | 3,618 | |
| | | 19-22" HEAVY DUTY 5-1/4" SHAFT - SCREW TYPE 2 PC VALVE BOX COMPLETE W/ LID (DWG. C00.506/UW-2) | 2 | EA | 437.50 | 875 | |
| | | 3'0" 316 SSTL PIPE EXTENSION STEM-SOCKET X NUT W/CENTERING COLLAR | 2 | EA | 786.94 | 1,574 | |
| **YARD PIPING PLAN 4** | | | | | | **9,690** | *** |
| | | 8" PC350 DUCTILE IRON PIPE PUSH JNT CEMENT LINED-BITUMINOUS COATED | 20 | FT | 59.41 | 1,188 | |
| | | 8" REST JNT GASKETS EPDM | 1 | EA | 265.22 | 265 | |
| | | 8" X 4" C153 MJ BIT COATED / CEMENT LINED DI TEE | 1 | EA | 283.50 | 284 | |
| | | 8" C153 MJ BIT COATED / CEMENT LINED DI LONG SLEEVE | 1 | EA | 266.25 | 266 | |
| | | 8" WEDGE FITTING RESTRAINT MJ GLAND PACK-EPDM GASKETS-COR-BLUE B&N'S-FOR DI PIPE | 8 | EA | 173.00 | 1,384 | |
| | | 6" DR18/ PR235 C900 BJ GSKT PVC PIPE-BLUE | 20 | FT | 11.79 | 236 | RISER PIPE FOR VALVE BOX PER C00.506/UW2 |
| | | 8" C515 MECH JT NRS GATE VALVE LESS ACC W/ 2" OP NUT (NO GEAR) | 2 | EA | 1,809.10 | 3,618 | |
| | | 19-22" HEAVY DUTY 5-1/4" SHAFT - SCREW TYPE 2 PC VALVE BOX COMPLETE W/ LID (DWG. C00.506/UW-2) | 2 | EA | 437.50 | 875 | |
| | | 3'0" 316 SSTL PIPE EXTENSION STEM-SOCKET X NUT W/CENTERING COLLAR | 2 | EA | 786.94 | 1,574 | |
| **YARD PIPING PLAN 5** | **ADD1** | | | | | **35,226** | |
| | ADI | 8" PC350 DUCTILE IRON PIPE PUSH JNT CEMENT LINED-BITUMINOUS COATED | 460 | FT | 59.41 | 27,329 | |
| | ADI | 8" REST JNT GASKETS EPDM | 23 | EA | 265.23 | 6,100 | |
| | ADI | 8" C153 MJ BIT COATED / CEMENT LINED DI 45 ELL | 2 | EA | 216.75 | 434 | |
| | ADI | 8" X 6" C153 MJ BIT COATED / CEMENT LINED DI TEE | 1 | EA | 325.50 | 326 | |
| | ADI | 8" WEDGE FITTING RESTRAINT MJ GLAND PACK-EPDM GASKETS-COR-BLUE B&N'S-FOR DI PIPE | 6 | EA | 173.00 | 1,038 | |
| **08" WAS** | | | | | | **30,375** | |
| **YARD PIPING PLAN 1** | | | | | | **12,474** | |
| | | 8" PC350 DUCTILE IRON PIPE PUSH JNT PERMOX LINED-BITUMINOUS COATED | 100 | FT | 79.38 | 7,938 | |
| | | 8" REST JNT GASKETS SBR | 5 | EA | 175.37 | 877 | |
| | | 8" C153 MJ BIT COATED / PERMOX LINED DI 90 ELL | 1 | EA | 734.91 | 735 | |
| | | 8" C153 MJ BIT COATED / PERMOX LINED DI 45 ELL | 2 | EA | 666.28 | 1,333 | |
| | | 8" C153 MJ BIT COATED / PERMOX LINED DI LONG SLEEVE | 1 | EA | 751.40 | 751 | |
| | | 8" WEDGE FITTING RESTRAINT MJ GLAND PACK-SBR GASKET-COR-BLUE B&N'S-FOR DI PIPE | 8 | EA | 105.00 | 840 | |
| **WAS SURGE TANK PS** | | | | | | **17,901** | |
| | | 8" X 5'0" DI SPOOL PIECE PERMOX LINED W/ 125# FLG X FLG | 2 | EA | 890.95 | 1,782 | |
| | | 8" X 5'6" DI SPOOL PIECE PERMOX LINED W/ 125# FLG X FLG | 1 | EA | 1,780.61 | 1,781 | |
| | | 8" X 9'0" DI SPOOL PIECE PERMOX LINED W/ 125# FLG X FLG | 1 | EA | 2,558.26 | 2,558 | |
| | | 8" X 5'0" DI SPOOL PIECE PERMOX LINED W/ 125# FLG X PE | 1 | EA | 1,377.63 | 1,378 | |
| | | 8" C110 FLG PRIME COATED / PERMOX LINED DI 90 ELL | 1 | EA | 1,092.30 | 1,092 | |
| | | 8" X 6" C110 FLG PRIME COATED / PERMOX LINED DI 90 ELL | 2 | EA | 1,067.74 | 2,135 | |
| | | 8" X 6" C110 FLG PRIME COATED / PERMOX LINED DI TEE | 2 | EA | 1,389.56 | 2,779 | |
| | | 12" X 8" C110 FLG PRIME COATED / PERMOX LINED DI 90 ELL (SUBMERGED) | 1 | EA | 2,085.38 | 2,085 | |
| | | 8" X 2'6" FLG X WC X FLG WALL PIPE PERMOX LINED (DWG. M00.504/6) (PARTIALLY SUBMERGED) | 1 | EA | 1,367.32 | 1,367 | |
| | | 8" FLG ACC PKS - 316 B8M SSTL HEAVY HEX - CL 125/150 FLANGE W/ SBR GASKET (DI X DI) | 9 | EA | 94.28 | 849 | |
| | | 8" FLG ACC PKS - 316 B8M SSTL HEAVY HEX - CL 125/150 FLANGE W/ SBR GASKET (DI X DI) (SUBMERGED) | 1 | EA | 94.27 | 94 | |
| **12" ALP** | | | | | | **111,829** | *** |
| **AGS BASINS** | | | | | | **23,841** | *** |
| | | 12" FLG ACC PKS - 316 B8M SSTL HEAVY HEX - CL 125/150 FLANGE W/VITON TORUSEAL GASKET (SST X SST-EJ) | 6 | EA | 683.15 | 4,099 | |
| | | 12" LUG BOLT SET CL 125/150 FLG-316 B8M SSTL-CAP BOLTS NO NUTS (NO-GASKET) (SST X SST-LUG-BFV) | 12 | EA | 224.84 | 2,698 | |
| | | 12" FLG X FLG-304 STAINLESS STEEL EXPANSION JNT-BELLOWS TYPE W/ SSTL 304 CTRL HARNESSING | 3 | EA | 5,681.25 | 17,044 | |
| | | 12" LUG PATTERN (CL 150) 316 SSTL HIGH PERFORMANCE BUTTERFLY VALVE W/ GEAR OPERATOR W/ HANDWHEEL (BY OTHERS) | 3 | EA | - | - | *** |
| | | 12" LUG PATTERN (CL 150) 316 SSTL HIGH PERFORMANCE BUTTERFLY VALVE W/ EMO/ OPEN-CLOSE (BY OTHERS) | 3 | EA | - | - | *** |
| **AGS BLOWERS** | | | | | | **87,988** | *** |
| | | 12" FLG ACC PKS - 316 B8M SSTL HEAVY HEX - CL 125/150 FLANGE W/VITON TORUSEAL GASKET (SST X FCA) | 4 | EA | 683.15 | 2,733 | |
| | | 12" FLG ACC PKS - 316 B8M SSTL HEAVY HEX - CL 125/150 FLANGE W/VITON TORUSEAL GASKET (SST X SST) | 1 | EA | 683.15 | 683 | |
| | | 12" FLG ACC PKS - 316 B8M SSTL HEAVY HEX - CL 125/150 FLANGE W/VITON TORUSEAL GASKET (SST X SST-EJ) | 8 | EA | 683.15 | 5,465 | |
| | | 12" LUG BOLT SET CL 125/150 FLG-316 B8M SSTL-CAP BOLTS NO NUTS (NO-GASKET) (SST X SST-LUG-BFV) | 8 | EA | 224.84 | 1,799 | |
| | | 12" FCA NON-RESTRAINED 316 SSTL BDY FOR STL PIPE SIZE W/ 316 SSTL BOLTS - EPDM GASKETS | 4 | EA | 2,645.79 | 10,583 | |
| | | 12" FLG X FLG-304 STAINLESS STEEL EXPANSION JNT-BELLOWS TYPE W/ SSTL 304 CTRL HARNESSING | 4 | EA | 5,681.25 | 22,725 | |
| | | 12" LUG PATTERN (CL 150) 316 SSTL HIGH PERFORMANCE BUTTERFLY VALVE W/ GEAR OPERATOR W/ HANDWHEEL | 4 | EA | 11,000.00 | 44,000 | *** |
| **12" LC** | | | | | | **13,725** | |
| **YARD PIPING PLAN 3** | | | | | | **13,725** | |
| | | 12" C153 FOR PVC PIPE MJ BIT COATED / PERMOX LINED DI 90 ELL | 1 | EA | 1,344.97 | 1,345 | |
| | | 12" C153 FOR PVC PIPE MJ BIT COATED / PERMOX LINED DI 45 ELL | 3 | EA | 1,215.95 | 3,648 | |
| | | 12" WEDGE FITTING RESTRAINT MJ GLAND PACK-SBR GASKET-COR-BLUE B&N'S-FOR CI OD PVC PIPE | 6 | EA | 208.00 | 1,248 | |

| | | | | | | | |
|---|---|---|---|---|---|---|---|
| | | 12" SERRATED RESTRAINT HARNESS W\304 SSTL B&N'S-FOR CIOD PVC PIPE | 5 | EA | 641.00 | 3,205 | |
| | | 12" DR18/ PR235 C900 BJ GSKT PVC PIPE-GREEN | 100 | FT | 42.79 | 4,279 | |
| **12" REJ** | **ADD1** | | | | | **28,946** | |
| **YARD PIPING PLAN 3** | **ADD1** | | | | | **28,946** | |
| | ADI | 12" PC350 DUCTILE IRON PIPE PUSH JNT PERMOX LINED-BITUMINOUS COATED | 120 | FT | 115.64 | 13,877 | |
| | ADI | 12" REST JNT GASKETS SBR | 4 | EA | 254.69 | 1,019 | |
| | ADI | 12" C153 MJ BIT COATED / PERMOX LINED DI 90 ELL | 1 | EA | 1,395.89 | 1,396 | |
| | ADI | 12" C153 MJ BIT COATED / PERMOX LINED DI 45 ELL | 7 | EA | 1,262.06 | 8,834 | |
| | ADI | 12" WEDGE FITTING RESTRAINT MJ GLAND PACK-SBR GASKET-COR-BLUE B&N'S-FOR DI PIPE | 20 | EA | 191.00 | 3,820 | |
| **16" AGI** | | | | | | **307,188** | *** |
| **AGS INFLUENT PS** | | | | | | **307,188** | *** |
| | | 16" X 1'6" DI SPOOL PIECE PERMOX LINED W/ 125# FLG X FLG | 4 | EA | 2,240.25 | 8,961 | |
| | | 16" X 2'0" DI SPOOL PIECE PERMOX LINED W/ 125# FLG X FLG | 8 | EA | 2,466.85 | 19,735 | |
| | | 16" X 2'0" DI SPOOL PIECE PERMOX LINED W/ 125# FLG X FLG W/(1) 1/2" FPT TAP | 4 | EA | 2,805.46 | 11,222 | |
| | | 16" X 2'6" DI SPOOL PIECE PERMOX LINED W/ 125# FLG X FLG W/(1) 2" FPT TAP | 4 | EA | 3,032.06 | 12,128 | |
| | | 16" X 3'0" DI SPOOL PIECE PERMOX LINED W/ 125# FLG X FLG | 8 | EA | 2,921.34 | 23,371 | |
| | | 16" X 1'0" DI SPOOL PIECE PERMOX LINED W/ 125# FLG X PE | 4 | EA | 1,245.01 | 4,980 | |
| | | 16" C110 FLG PRIME COATED / PERMOX LINED DI 90 ELL | 8 | EA | 3,126.81 | 25,014 | |
| | | 16" C110 FLG PRIME COATED / PERMOX LINED DI TEE | 4 | EA | 4,323.78 | 17,295 | |
| | | 16" C110 BLIND FLG PRIME COATED / PERMOX LINED DI BLIND FLG W-2" IP TAP | 4 | EA | 2,562.98 | 10,252 | |
| | | 16" FLG ACC PKS - 316 B8M SSTL HEAVY HEX - CL 125/150 FLANGE W/ SBR GASKET (DI X CV) | 8 | EA | 333.53 | 2,668 | |
| | | 16" FLG ACC PKS - 316 B8M SSTL HEAVY HEX - CL 125/150 FLANGE W/ SBR GASKET (DI X DI) | 32 | EA | 333.53 | 10,673 | |
| | | 16" FLG ACC PKS - 316 B8M SSTL HEAVY HEX - CL 125/150 FLANGE W/ SBR GASKET (DI X FCA) | 4 | EA | 333.53 | 1,334 | |
| | | 16" FLG ACC PKS - 316 B8M SSTL HEAVY HEX - CL 125/150 FLANGE W/ SBR GASKET (DI X PMP) | 8 | EA | 333.53 | 2,668 | |
| | | 16" FLG ACC PKS - 316 B8M SSTL HEAVY HEX - CL 125/150 FLANGE W/ SBR GASKET (DI X PV) | 16 | EA | 333.53 | 5,336 | |
| | | 16" WEDGE ACTION REST FCA DI BODY FOR DI PIPE SIZE W/ 316 SSTL T-BOLTS & NUTS - SBR GASKETS | 4 | EA | 2,692.09 | 10,768 | |
| | | 16" 125LB FLG IRON BODY PLUG VALVE 100% PORT W/ GEAR OPERATOR/ HANDWHEEL | 4 | EA | 7,750.00 | 31,000 | VERIFY TAG NUMBERS; P&ID I34.001 NOT INCLUDED IN PLAN SET |
| | | 16" 125LB FLG IRON BODY PLUG VALVE 100% PORT W/ GEAR OPERATOR/ CHAIN WHEEL (7'10" CL-AFF) | 4 | EA | 8,875.00 | 35,500 | |
| | | 16" 125/150LB FLG IRONBODY AWWA SWING CHECK VALVE W/ OL & W-NO LIMIT SWITCH | 4 | EA | 18,570.29 | 74,281 | VERIFY TAG NUMBERS; P&ID I34.001 NOT INCLUDED IN PLAN SET |
| **16" AGI, 2" ARV** | | | | | | **4,176** | *** |
| **AGS INFLUENT PS** | | | | | | **4,176** | *** |
| | | 2" X 4" DIELECTRIC THREADED NIPPLE | 4 | EA | 49.92 | 200 | |
| | | 2" X 6" 316 SSTL SCH 40 THREADED NIPPLE | 4 | EA | 15.70 | 63 | |
| | | 2" 2 PIECE THREADED 316 STAINLESS BALL VALVE W/ LEVER OP | 4 | EA | 234.75 | 939 | |
| | | 2" IRONBODY - VALVE ONLY WASTEWATER AIR RELEASE W/ FIP THREADED INLET & OUTLET | 4 | EA | 743.75 | 2,975 | VERIFY TAG NUMBERS; P&ID I34.001 NOT INCLUDED IN PLAN SET |
| **16" AGI, 2" BLV** | | | | | | **1,139** | |
| **AGS INFLUENT PS** | | | | | | **1,139** | |
| | | 2" X 4" DIELECTRIC THREADED NIPPLE | 4 | EA | 49.92 | 200 | |
| | | 2" 2 PIECE THREADED 316 STAINLESS BALL VALVE W/ LEVER OP | 4 | EA | 234.75 | 939 | |
| **16" AGI, PIA** | | | | | | **522** | |
| **AGS INFLUENT PS** | | | | | | **522** | |
| | | 1/2" X 3" DIELECTRIC THREADED NIPPLE | 4 | EA | 16.37 | 65 | |
| | | 1/2" 316 SSTL 150# THREADED TEE | 4 | EA | 4.63 | 19 | |
| | | 1/2" X 4" 316 SSTL SCH 40 THREADED NIPPLE | 12 | EA | 3.58 | 43 | |
| | | 1/2" 2 PIECE THREADED 316 STAINLESS BALL VALVE W/ LEVER OP | 8 | EA | 49.43 | 395 | |
| **16" ALP** | | | | | | **4,112** | |
| **AGS BLOWERS** | | | | | | **4,112** | |
| | | 16" FLG ACC PKS - 316 B8M SSTL HEAVY HEX - CL 125/150 FLANGE W/VITON TORUSEAL GASKET (SST X SST) | 3 | EA | 1,370.61 | 4,112 | |
| **16" WLC** | *** | | | | | **234,615** | |
| **YARD PIPING PLAN 3** | *** | | | | | **69,919** | |
| | | 16" PC350 DUCTILE IRON PIPE PUSH JNT PERMOX LINED-BITUMINOUS COATED | 240 | FT | 169.34 | 40,642 | |
| | | 16" REST JNT GASKETS SBR | 12 | EA | 590.33 | 7,084 | |
| | | 16" C153 MJ BIT COATED / PERMOX LINED DI 90 ELL | 1 | EA | 2,377.06 | 2,377 | |
| | ADI | 16" C153 MJ BIT COATED / PERMOX LINED DI 45 ELL | 7 | EA | 1,971.20 | 13,798 | |
| | ADI | 16" WEDGE FITTING RESTRAINT MJ GLAND PACK-SBR GASKET-COR-BLUE B&N'S-FOR DI PIPE | 17 | EA | 354.00 | 6,018 | |
| **AGS BASINS** | | | | | | **164,696** | |
| | | 16" X 2'6" DI SPOOL PIECE PERMOX LINED W/ 125# FLG X FLG | 3 | EA | 2,693.45 | 8,080 | |
| | | 16" X 8'6" DI SPOOL PIECE PERMOX LINED W/ 125# FLG X FLG | 3 | EA | 5,416.51 | 16,250 | |
| | | 16" X 19'0" DI SPOOL PIECE PERMOX LINED W/ 125# FLG X FLG | 10 | EA | 10,181.55 | 101,816 | |
| | | 16" X 5'0" DI SPOOL PIECE PERMOX LINED W/ 125# FLG X PE | 1 | EA | 3,060.38 | 3,060 | |
| | | 16" C110 FLG PRIME COATED / PERMOX LINED DI 90 ELL | 1 | EA | 3,126.81 | 3,127 | |
| | | 16" C110 FLG PRIME COATED / PERMOX LINED DI 45 ELL | 3 | EA | 2,674.14 | 8,022 | |
| | | 16" C110 FLG PRIME COATED / PERMOX LINED DI TEE | 3 | EA | 4,323.78 | 12,971 | |
| | | 16" C110 BLIND FLG PRIME COATED / PERMOX LINED DI BLIND FLG | 1 | EA | 2,363.98 | 2,364 | |
| | | 16" FLG ACC PKS - 316 B8M SSTL HEAVY HEX - CL 125/150 FLANGE W/ SBR GASKET (DI X DI) | 27 | EA | 333.53 | 9,005 | |
| **20" ALP** | | | | | | **45,903** | |

| | | | | | | | |
|---|---|---|---|---|---|---|---|
| **AGS BLOWERS** | | | | | | **45,903** | |
| | | 20" FLG ACC PKS - 316 B8M SSTL HEAVY HEX - CL 125/150 FLANGE W/VITON TORUSEAL GASKET (SST X EJ) | 6 | EA | 1,851.35 | 11,108 | |
| | | 20" FLG ACC PKS - 316 B8M SSTL HEAVY HEX - CL 125/150 FLANGE W/VITON TORUSEAL GASKET (SST X SST) | 1 | EA | 1,851.35 | 1,851 | |
| | | 20" FLG X FLG-304 STAINLESS STEEL EXPANSION JNT-BELLOWS TYPE W/ SSTL 304 CTRL HARNESSING | 3 | EA | 10,981.25 | 32,944 | |
| **20" WAS** | | | | | | **230,092** | *** |
| **AGS BASINS** | | | | | | **204,260** | |
| | | 20" X 10'6" DI SPOOL PIECE PERMOX LINED W/ 125# FLG X FLG W/(1) 2" FPT TAP | 3 | EA | 8,762.73 | 26,288 | |
| | | 20" X 19'0" DI SPOOL PIECE PERMOX LINED W/ 125# FLG X FLG | 10 | EA | 13,478.84 | 134,788 | |
| | | 20" X 5'0" DI SPOOL PIECE PERMOX LINED W/ 125# FLG X PE | 1 | EA | 4,081.38 | 4,081 | |
| | | 20" C110 FLG PRIME COATED / PERMOX LINED DI TEE | 3 | EA | 6,929.30 | 20,788 | |
| | | 20" C110 BLIND FLG PRIME COATED / PERMOX LINED DI BLIND FLG | 1 | EA | 4,337.47 | 4,337 | |
| | | 20" FLG ACC PKS - 316 B8M SSTL HEAVY HEX - CL 125/150 FLANGE W/ SBR GASKET (DI X DI) | 19 | EA | 735.62 | 13,977 | |
| **WAS SURGE TANK PS** | | | | | | **25,832** | *** |
| | | 20" C110 FLG PRIME COATED / PERMOX LINED DI 90 ELL | 1 | EA | 5,056.65 | 5,057 | |
| | | 20" X 3'0" FLG X WC X FLG WALL PIPE PERMOX LINED (DWG. M00.504/6) (PARTIALLY SUBMERGED) | 1 | EA | 4,568.05 | 4,568 | |
| | | 20" FLG ACC PKS - 316 B8M SSTL HEAVY HEX - CL 125/150 FLANGE W/ SBR GASKET (DI X DI) | 1 | EA | 735.63 | 736 | |
| | | 20" FLG ACC PKS - 316 B8M SSTL HEAVY HEX - CL 125/150 FLANGE W/ SBR GASKET (DI X PV) | 2 | EA | 735.63 | 1,471 | |
| | | 20" 125LB FLG IRON BODY PLUG VALVE 100% PORT W/ GEAR OPERATOR/ HANDWHEEL | 1 | EA | 14,000.00 | 14,000 | PV-37001 |
| **20" WAS, 2" BLV** | | | | | | **854** | *** |
| **AGS BASINS** | | | | | | **854** | *** |
| | | 2" X 4" DIELECTRIC THREADED NIPPLE | 3 | EA | 49.92 | 150 | |
| | | 2" 2 PIECE THREADED 316 STAINLESS BALL VALVE W/ LEVER OP | 3 | EA | 234.75 | 704 | *** |
| **24" AGE** | *** | | | | | **430,805** | |
| **YARD PIPING PLAN 4** | *** | | | | | **208,794** | |
| | | 24" PC250 DUCTILE IRON PIPE PUSH JNT PERMOX LINED-BITUMINOUS COATED | 460 | FT | 274.01 | 126,045 | |
| | | 24" REST JNT GASKETS SBR | 23 | EA | 1,145.40 | 26,344 | |
| | | 24" C153 MJ BIT COATED / PERMOX LINED DI 90 ELL | 2 | EA | 5,089.29 | 10,179 | |
| | ADI | 24" C153 MJ BIT COATED / PERMOX LINED DI 45 ELL | 8 | EA | 3,849.61 | 30,797 | |
| | ADI | 24" WEDGE FITTING RESTRAINT MJ GLAND PACK-SBR GASKET-COR-BLUE B&N'S-FOR DI PIPE | 20 | EA | 771.50 | 15,430 | |
| **YARD PIPING PLAN 5** | *** | | | | | **170,871** | |
| | | 24" PC250 DUCTILE IRON PIPE PUSH JNT PERMOX LINED-BITUMINOUS COATED | 320 | FT | 274.01 | 87,683 | |
| | | 24" REST JNT GASKETS SBR | 16 | EA | 1,145.40 | 18,326 | |
| | ADI | 24" C153 MJ BIT COATED / PERMOX LINED DI 45 ELL | 10 | EA | 3,849.61 | 38,496 | |
| | | 24" C153 MJ BIT COATED / PERMOX LINED DI LONG SLEEVE | 1 | EA | 3,533.95 | 3,534 | |
| | ADI | 24" WEDGE FITTING RESTRAINT MJ GLAND PACK-SBR GASKET-COR-BLUE B&N'S-FOR DI PIPE | 22 | EA | 771.50 | 16,973 | |
| | | 30" X 1'6" PE X WC X PE 316 SSTL WALL SLEEVES | 1 | EA | 4,787.50 | 4,788 | |
| | | 24" MODEL S-316 MODULAR SEAL FOR DI/CI OD PVC/DIPS HDPE FOR STEEL WALL SLEEVE (QUOTED PER LINK-REQUIRES 32 EA-LS-475S LINKS PER SEAL) | 64 | EA | 16.73 | 1,071 | |
| **AGS BASINS** | | | | | | **51,140** | |
| | | 24" X 5'0" DI SPOOL PIECE PERMOX LINED W/ 125# FLG X FLG | 1 | EA | 6,454.24 | 6,454 | |
| | | 24" X 16'0" DI SPOOL PIECE PERMOX LINED W/ 125# FLG X FLG | 1 | EA | 14,616.98 | 14,617 | |
| | | 24" X 5'0" DI SPOOL PIECE PERMOX LINED W/ 125# FLG X PE | 1 | EA | 5,102.37 | 5,102 | |
| | | 24" C110 FLG PRIME COATED / PERMOX LINED DI 90 ELL | 2 | EA | 7,787.06 | 15,574 | |
| | | 24" X 3'0" FLG X WC X PE WALL PIPE PERMOX LINED (DWG. M00.504/5) | 1 | EA | 4,400.68 | 4,401 | |
| | | 24" FLG ACC PKS - 316 B8M SSTL HEAVY HEX - CL 125/150 FLANGE W/ SBR GASKET (DI X DI) | 5 | EA | 998.33 | 4,992 | |
| **24" AGI** | *** | | | | | **268,098** | *** |
| **YARD PIPING PLAN 1** | *** | | | | | **71,800** | |
| | | 24" PC250 DUCTILE IRON PIPE PUSH JNT PERMOX LINED-BITUMINOUS COATED | 100 | FT | 274.01 | 27,401 | |
| | | 24" REST JNT GASKETS SBR | 5 | EA | 1,145.40 | 5,727 | |
| | | 24" C153 MJ BIT COATED / PERMOX LINED DI 90 ELL | 1 | EA | 5,089.29 | 5,089 | |
| | ADI | 24" C153 MJ BIT COATED / PERMOX LINED DI 45 ELL | 5 | EA | 3,849.61 | 19,248 | |
| | | 24" C153 MJ BIT COATED / PERMOX LINED DI LONG SLEEVE | 1 | EA | 3,533.95 | 3,534 | |
| | ADI | 24" WEDGE FITTING RESTRAINT MJ GLAND PACK-SBR GASKET-COR-BLUE B&N'S-FOR DI PIPE | 14 | EA | 771.50 | 10,801 | |
| **AGS INFLUENT PS** | | | | | | **193,983** | *** |
| | | 24" X 2'6" DI SPOOL PIECE PERMOX LINED W/ 125# FLG X FLG | 1 | EA | 4,598.95 | 4,599 | |
| | | 24" X 3'6" DI SPOOL PIECE PERMOX LINED W/ 125# FLG X FLG | 1 | EA | 5,341.84 | 5,342 | |
| | | 24" X 7'6" DI SPOOL PIECE PERMOX LINED W/ 125# FLG X FLG | 2 | EA | 8,309.53 | 16,619 | |
| | | 24" X 8'0" DI SPOOL PIECE PERMOX LINED W/ 125# FLG X FLG | 4 | EA | 8,680.33 | 34,721 | |
| | | 24" X 9'6" DI SPOOL PIECE PERMOX LINED W/ 125# FLG X FLG W/4 EA 4" TOL & 2 EA 2" TOL | 1 | EA | 15,215.67 | 15,216 | REF DRWG M34.301, SECTION C. CONTRACTOR TO VERIFY SIZE OF OUTLETS. NOT CALLED OUT ON DRAWING |
| | | 24" X 5'0" DI SPOOL PIECE PERMOX LINED W/ 125# FLG X PE | 1 | EA | 5,102.36 | 5,102 | |
| | | 24" C110 FLG PRIME COATED / PERMOX LINED DI 90 ELL | 1 | EA | 7,787.05 | 7,787 | |
| | | 24" X 16" C110 FLG PRIME COATED / PERMOX LINED DI 90 ELL | 2 | EA | 7,187.31 | 14,375 | |
| | | 24" C110 FLG PRIME COATED / PERMOX LINED DI TEE | 1 | EA | 10,811.85 | 10,812 | |

| | | | | | | | |
|---|---|---|---|---|---|---|---|
| | 24" X 16" C110 FLG PRIME COATED / PERMOX LINED DI TEE | 6 | EA | 7,802.84 | 46,817 | | |
| | 24" C110 BLIND FLG PRIME COATED / PERMOX LINED DI BLIND FLG W-2" IP TAP | 1 | EA | 6,839.40 | 6,839 | | |
| | 24" FLG ACC PKS - 316 B8M SSTL HEAVY HEX - CL 125/150 FLANGE W/ SBR GASKET (DI X DI) | 19 | EA | 998.32 | 18,968 | | |
| | 24" FLG ACC PKS - 316 B8M SSTL HEAVY HEX - CL 125/150 FLANGE W/ SBR GASKET (DI X FCA) | 1 | EA | 998.33 | 998 | | |
| | 24" WEDGE ACTION REST FCA DI BODY FOR DI PIPE SIZE W/ 316 SSTL T-BOLTS & NUTS - SBR GASKETS | 1 | EA | 5,787.20 | 5,787 | | |
| **AGS BASINS** | | | | | **2,315** | | |
| | 24" WEDGE FITTING RESTRAINT MJ GLAND PACK-SBR GASKET-COR-BLUE B&N'S-FOR DI PIPE | 3 | EA | 771.50 | 2,315 | | |
| **24" AGI, 2" ARV** | | | | | **1,044** | *** | |
| **AGS INFLUENT PS** | | | | | **1,044** | *** | |
| | 2" X 4" DIELECTRIC THREADED NIPPLE | 1 | EA | 49.93 | 50 | | |
| | 2" X 6" 316 SSTL SCH 40 THREADED NIPPLE | 1 | EA | 15.70 | 16 | | |
| | 2" 2 PIECE THREADED 316 STAINLESS BALL VALVE W/ LEVER OP | 1 | EA | 234.75 | 235 | | |
| | 2" IRONBODY - VALVE ONLY WASTEWATER AIR RELEASE W/ FIP THREADED INLET & OUTLET | 1 | EA | 743.75 | 744 | VERIFY TAG NUMBERS; P&ID I34.001 NOT INCLUDED IN PLAN SET | |
| **24" WAS** | | | | | **56,526** | | *** |
| **AGS BASINS** | | | | | **56,526** | | *** |
| | 24" X 16" C110 FLG PRIME COATED / PERMOX LINED DI 90 ELL | 3 | EA | 7,187.31 | 21,562 | | |
| | 24" X 20" C110 FLG PRIME COATED / PERMOX LINED DI 90 ELL | 3 | EA | 7,661.48 | 22,984 | | |
| | 24" FLG ACC PKS - 316 B8M SSTL HEAVY HEX - CL 125/150 FLANGE W/ SBR GASKET (DI X PV) | 12 | EA | 998.33 | 11,980 | | |
| | 24" 125LB FLG IRON BODY PLUG VALVE 100% PORT W/ EMO/ OPEN-CLOSE SERVICE (BY OTHERS) | 6 | EA | - | - | | *** |
| **30" AGI** | | | | | **115,176** | | *** |
| **AGS BASINS** | | | | | **115,176** | | *** |
| | 30" X 24" C153 MJ BIT COATED / PERMOX LINED DI CONC RED | 3 | EA | 9,928.01 | 29,784 | | |
| | 30" WEDGE FITTING RESTRAINT MJ GLAND PACK-SBR GASKET-COR-BLUE B&N'S-FOR DI PIPE | 3 | EA | 1,883.50 | 5,651 | | |
| | 30" X 4'0" DI SPOOL PIECE PERMOX LINED W/ 125# FLG X FLG | 1 | EA | 8,926.24 | 8,926 | | |
| | 30" X 4'0" DI SPOOL PIECE PERMOX LINED W/ 125# FLG X PE | 3 | EA | 6,523.76 | 19,571 | | |
| | 30" C110 FLG PRIME COATED / PERMOX LINED DI 90 ELL | 3 | EA | 12,278.95 | 36,837 | | |
| | 30" FLG ACC PKS - 316 B8M SSTL HEAVY HEX - CL 125/150 FLANGE W/ SBR GASKET (DI X DI) | 4 | EA | 1,440.71 | 5,763 | | |
| | 30" FLG ACC PKS - 316 B8M SSTL HEAVY HEX - CL 125/150 FLANGE W/ SBR GASKET (DI X PV) | 6 | EA | 1,440.71 | 8,644 | | |
| | 30" 125LB FLG IRON BODY PLUG VALVE 100% PORT W/ EMO/ OPEN-CLOSE SERVICE (BY OTHERS) | 3 | EA | - | - | | *** |
| **30" WAS** | | | | | **314,653** | | |
| **AGS BASINS** | | | | | **314,653** | | |
| | 30" X 2'0" DI SPOOL PIECE PERMOX LINED W/ 125# FLG X FLG | 6 | EA | 6,864.95 | 41,190 | | |
| | 30" X 3'0" DI SPOOL PIECE PERMOX LINED W/ 125# FLG X FLG (SUBMERGED) | 3 | EA | 7,893.66 | 23,681 | | |
| | 30" C110 FLG PRIME COATED / PERMOX LINED DI 45 ELL (SUBMERGED) | 6 | EA | 11,730.55 | 70,383 | | |
| | 30" C110 FLG PRIME COATED / PERMOX LINED DI TEE | 3 | EA | 18,086.30 | 54,259 | | |
| | 30" X 24" C110 FLG PRIME COATED / PERMOX LINED DI CONC RED | 6 | EA | 10,567.56 | 63,405 | | |
| | 30" X 5'0" FLG X WC X FLG WALL PIPE PERMOX LINED (DWG. M00.504/6) (PARTIALLY SUBMERGED) | 3 | EA | 10,493.12 | 31,479 | | |
| | 30" FLG ACC PKS - 316 B8M SSTL HEAVY HEX - CL 125/150 FLANGE W/ SBR GASKET (DI X DI) | 9 | EA | 1,440.71 | 12,966 | | |
| | 30" FLG ACC PKS - 316 B8M SSTL HEAVY HEX - CL 125/150 FLANGE W/ SBR GASKET (DI X DI) (SUBMERGED) | 9 | EA | 1,440.71 | 12,966 | | |
| | 30" FLG ACC PKS - 316 B8M SSTL HEAVY HEX - CL 125/150 FLANGE W/ SBR GASKET (DI X EQPT) (SUBMERGED) | 3 | EA | 1,440.71 | 4,322 | | |
| **36" AGI** | | | | | **116,543** | | |
| **AGS BASINS** | | | | | **116,543** | | |
| | 36" X 30" C110 FLG PRIME COATED / PERMOX LINED DI 90 ELL | 3 | EA | 18,962.01 | 56,886 | | |
| | 36" X 5'0" FLG X WC X FLG WALL PIPE PERMOX LINED (DWG. M00.504/6) (PARTIALLY SUBMERGED) | 3 | EA | 14,416.14 | 43,248 | | |
| | 36" FLG ACC PKS - 316 B8M SSTL HEAVY HEX - CL 125/150 FLANGE W/ SBR GASKET (DI X DI) | 3 | EA | 2,734.69 | 8,204 | | |
| | 36" FLG ACC PKS - 316 B8M SSTL HEAVY HEX - CL 125/150 FLANGE W/ SBR GASKET (DI X EQPT) (SUBMERGED) | 3 | EA | 2,734.69 | 8,204 | | |
| **MISC** | | | | | **391,743** | *** | |
| **MISCELLANEOUS YARD** | | | | | **2,593** | | |
| | 8 MIL BLACK 20" - 300' 3"-8" DIP | 3 | ROLL | 187.50 | 563 | | |
| | 8 MIL BLACK 34" - 300' 14"-16" DIP | 1 | ROLL | 318.06 | 318 | | |
| | 8 MIL BLACK 54" - 150' 24" DIP | 6 | ROLL | 254.19 | 1,525 | | |
| | 2" X 100' BLACK POLY TAPE | 20 | ROLL | 9.38 | 188 | | |
| **MISCELLANEOUS** | | | | | **389,150** | *** | |
| | STAINLESS STEEL FLANGE ADDER - ADD IF NEEDED | 1 | LS | 53,550.00 | 53,550 | ***ADDER TO REMOVE FIELD WELDING*** | |
| | STAINLESS STEEL PACKAGE PER ATTACHED SCOPE | 1 | LS | 335,600.00 | 335,600 | | |
| **SUBMITTALS AND O&M MANUALS** | | | | | **15,000** | | |
| **SUBMITTALS AND O&M MANUALS** | | | | | **15,000** | | |
| | LINE DRAWINGS | 15 | EA | 1,000.00 | 15,000 | | |
| | O&M MANUAL CHARGE PER SPECIFICATIONS | 1 | EA | - | - | | |
| | **Total** | | | | **2,994,636** | | |

| | | |
|---|---|---|
| Ductile Iron Pipe Package | $ | 1,877,882 |
| Carbon Steel Fabrication Package | $ | - |
| Stainless Steel Fabrication Package | $ | 389,150 |
| Fiberglass Reinforced Pipe Package | $ | - |
| Process Valve Package | $ | 222,581 |
| Pipe Support Package | $ | - |
| Project Misc Package | $ | 505,023 |
| Additional Packages | $ | - |
| **PACKAGE TOTALS** | **$** | **2,994,636** |

Report by PACKAGE SUMMARY

| ID | DESCRIPTION | AMOUNT |
|---|---|---|
| 0010.000 | DUCTILE IRON PIPE PUSH JNT BITUMINOUS COATED | 363,959 |
| 0090.000 | DUCTILE IRON PIPE GASKETS | 69,565 |
| 0100.000 | C153 MECH JOINT DI FTGS IMP | 176,784 |
| 0120.000 | C153 MECH JOINT FOR PVC PIPE DI FTGS IMP | 19,861 |
| 0300.000 | C153 MJ GLAND PACKS-ACCESS IMP | 1,571 |
| 0360.000 | RESTRAINTS - FITTING / PIPE / COUPLING IMP | 80,780 |
| 0380.000 | UNDERGROUND PIPE ACCESSORIES | 2,593 |
| 0415.000 | FABRICATED DI 125# FLG SPOOLS | 601,104 |
| 0470.000 | C110 FLANGED DI FTGS IMP | 557,088 |
| 0530.000 | FABRICATED DI WALL PIPE | 89,521 |
| 0560.000 | WALL SLEEVES IMP | 5,600 |
| 0580.000 | MODULAR WALL SEALS | 1,295 |
| 0625.000 | 316 STAINLESS STEEL FLANGE PACKS CL 125/150 FLANGE ACCESSORY KITS | 190,903 |
| 0680.000 | LUG SETS (NO GASKET) | 5,806 |
| 0690.000 | STUD KITS W/ GASKET | 498 |
| 0730.000 | FLANGE ISOLATION KIT | 1,075 |
| 0855.000 | FCA NON-RESTRAINED | 10,583 |
| 0880.000 | FCA RESTRAINED DOM | 16,556 |
| 0970.000 | QUICK DISCONNECT FITTINGS | 2,004 |
| 1050.000 | STAINLESS STEEL PIPE EXPANSION JOINTS | 72,713 |
| 1150.000 | PVC PRESSURE PIPE - GASKETED BELL JOINT | 8,613 |
| 1190.000 | PVC / CPVC PRESSURE PIPE - SOLVENT WELD | 1,056 |
| 1200.000 | PVC-CPVC SOLVENT WELD FTGS | 755 |
| 1480.000 | CI / MI / STEEL - FITTINGS & NIPPLES DOM | 1,595 |
| 1500.000 | STAINLESS STEEL PIPE | 14,866 |
| 1520.000 | STAINLESS STEEL FITTINGS & NIPPLES | 1,547 |
| 1560.000 | STAINLESS STEEL PACKAGE | 389,150 |
| 1660.000 | POLY TUBING INSERT FTGS | 263 |
| 1675.000 | WATERWORKS SERVICE BRASS VALVES DOM | 1,128 |
| 1850.000 | SMALL DIAMETER VALVES | 12,687 |
| 1860.000 | SMALL DIAMETER VALVES DOM | 269 |
| 1870.000 | HOSE & ACCESSORIES | 12,435 |
| 1900.000 | FIRE HYDRANTS | 4,117 |
| 2030.000 | PLANT VALVE EXTRAS | 15,000 |
| 2050.000 | MUD VALVES | 16,185 |
| 2145.000 | AWWA GATE VALVES IRONBODY IMP | 10,272 |
| 2210.000 | BUTTERFLY VLV - 316 SSTL HI PERFRM | 44,000 |
| 2310.000 | PLUG VALVES | 93,844 |
| 2430.000 | CHECK VALVES | 79,531 |
| 2470.000 | AIR VALVES | 5,206 |
| 2590.000 | VALVE / CURB BOXES | 6,750 |
| 2610.000 | VALVE ACCESSORIES | 5,509 |

| Total | 2,994,636 |
|---|---|

7230 Gilpin Way, Suite 160
Denver, Colorado 80229
Office: 303-297-3494
www.lefeverbuilding.com

**SUPPLY & ERECT PEMB ONLY PROJECT SCOPE**

REV1 May 22nd, 2026

PCL
Bill Naramore
Phone: 707-628-2455
Email: WENaramore@pcl.com

Re: **Manatee County PEMB Canopy**

Lefever Building Systems; www.lefeverbuilding.com hereby submits the following proposal to supply and erect a Nucor **PEMB** for the referenced project as follows and per the drawings and Statement of Work.

Contact the Estimator; *Merlina Montalvo – mmontalvo@lefeverbuilding.com or (720) 460-8013*

**Acknowledgement of Documents:** This is to acknowledge that LBS has received the following documents for this project and revised the bid accordingly:

- RFP Documents – Drawings and/or Specs
  - SEWRF_Capacity_Improv-Ph_B_IFC_Conformed_Set
  - Manatee_SERWRF_Capacity_Imp_Phase_B_IFC_Technical_Specifications
  - HC215002_SEWRF_GEO_Finalized
- Addendum 1 acknowledged

## Building:

| Width | Length | Eave Height | Roof Slope | Roof Shape |
|---|---|---|---|---|
| 94'-0" | 19'-3" | 19'-6" | 1:12 | Gable |

***Design Loads:*** **Florida State Building Code 2023 / Building Open**

| | | | |
|---|---|---|---|
| **Roof Snow:** 0psf | **Ground Snow:** 0psf | **Wind:** 156 MPH | **Wind Exp:** "C" |
| **Live Load:** 20psf | **Collateral Load:** 10psf | **Rainfall:** 8.66 in/hr | **Risk Cat:** III |

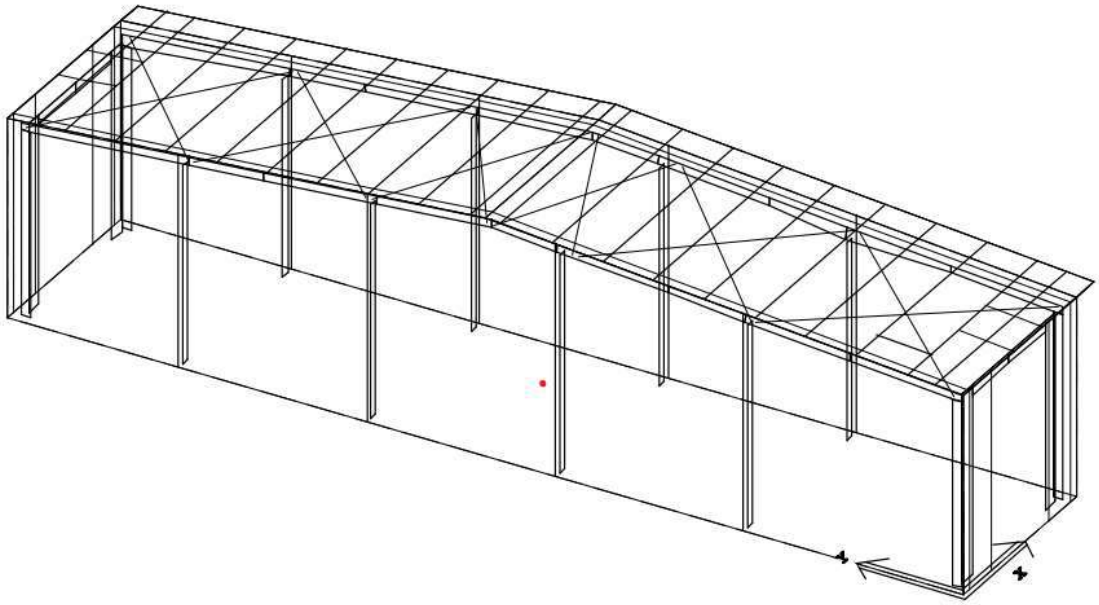

## ***Project General Description:***

General Information:

- Project located in Bradenton, FL
- No insulation or wall panels included

Frames:

- REW & LEW – Rigid Frames
- Rigid Frame interior frames
- No interior clearances held.
- Tapered columns.
- Frames will be primed Gray

Secondary:

- Roof purlins are 8”-10” depth G30 galvanized finish zee shape

Covering:

- Roof Panel:
  - 24ga Standing Seam Roof
  - Kynar finish in Standard color offering.
  - 25-year finish warranty included.

- Wall Panel: *NONE*

- Standard metal building trims for base of panel, corner, and framed openings. Edge of roof trims include standard rake trim and eave gutter with downspouts and elbows 26Ga.

Insulation:

- *NONE*

Framed Openings: Framing and Trim Only

- Open

Extras Included:

- None

**Proposal based on start date of TBD**

**BASE BID (includes freight and no tax): $225,473**

**Schedule** *(dates to be verified at time of order)*

- Approval Drawings: 8-12 weeks
- Delivery: 8-12 weeks from approval
- Erection: 4 weeks

PENETRATION COST SCHEDULE
(No additional mobilization fee or roof curb price included)
*This is based on standard wages.*

| *DOES NOT INCLUDE ANY HIGH TEMPERATURE (DEKTITE-FLASHING)* | |
|---|---|
| ***SIZE*** | ***PRICE*** |
| ***PIPE FLASHING – GRAY*** | |
| 1/8" - 4" | $ 169.00 |
| 4" - 10" | $ 219.00 |
| 10" - 18" | $ 356.00 |
| ***PIPE FLASHING - RETROFIT – GRAY*** | |
| 3/4" - 3" | $ 189.00 |
| 2" - 7-1/4" | $ 237.00 |
| 3-1/4" – 10" | $ 279.00 |

**ITEMS EXCLUDED FROM THIS SCOPE include:**

1. Painting or coating of any steel
2. Permits
3. Testing
4. Inspections
5. Prevailing Wages
6. Buy America Requirements
7. Foundation design
8. Concrete Work
9. MEP Work
10. Fire Protection
11. Roof Curbs
12. Man doors
13. Overhead doors
14. C-channel
15. Windows
16. Power washing of PEMB steel materials
17. Construction Fencing
18. Interior Finishes
19. Site utilities & temporary facilities
20. Provision and install of Anchor Bolts and/or templates, grouting of base plates.
21. Roof penetrations – (See Cost Schedule Above)
22. Misc Steel – bollards, metal stairs, railings, etc.
23. Penetrations
24. Backing
25. Fire Caulking
26. Stagger standing seam roof
27. Liner Panel
28. Translucent Panels
29. Welding
30. Winter Conditions
31. All Construction work not specifically included in this proposal.

**Project Notes:**

1. Pricing is based on award of entire scope as proposed.
2. Pricing is good for 14 days and is based on materials pricing as of ***the date of the proposal.*** Any market change in prices for materials or supplies beyond this time frame will be passed on as an increase to proposal cost.

3. Due to volatile market conditions, price will be locked in at time of full acceptance of approval drawing and release of building for fabrication. Any changes made prior to acceptance will be assigned to the Owner/Customer/GC.
4. Pricing for additional materials, including components, insulation, accessories, etc., will be locked in at the time it ships from the supplier.
5. **Pricing includes erecting the building in the standard sequence: primary, secondary, bracing, wall insulation/panels, roof insulation/panels, trims/accessories. Stopping or changing sequence to start another activity will result in a change order and add cost for inefficiency, extended equipment, and any additional lodging and per diem associated with delays.**
6. Erection of the building based on prevailing wages.

| | Rates | Fringes |
|---|---|---|
| IRONWORKER, STRUCTURAL.....$ | 35.25 | 17.32 |

IRON0402-001 10/01/2024

7. This Proposal includes the PEMB, Erection and accessories as specifically listed in this Scope.
8. **Winter Conditions are excluded from November 15th to March 15th, days lost, and equipment extension rentals are excluded.**
    a. If winter conditions are provided for, GC is responsible for snow removal on access roads to jobsite and all other areas critical to construction access and productivity. GC will push back snow piles as required to maintain 25' of clearance around building. Replacement cost for any damage to materials during snow removal will be the responsibility of the GC.
    b. Owner will pay for costs of delays due to wind, or weather delay beyond any amount stated in the proposal.
9. All other trades, division and construction work is excluded from this scope and is assumed to be performed by others.
10. **Excludes all sales tax (State, county, city and all use taxes) unless stated otherwise.**
11. All bonding excluded.
12. Materials FOB to jobsite.
13. All dumpsters, san-o-lets are supplied by others.
14. **Full time superintendent included**
15. **Standard safety practices and protocols included.** (Any special safety classes and requirements are excluded at this time, but can be charged at actual cost if needed).
16. Jobsite to provide full access around the building, including laydown area, and no unforeseen obstacles not shown on drawings. We required 25' of clearance around the entire structure.
17. **Alternates are specifically and individually outlined and defined in this proposal.**

18. All communication with regards to this proposal and any modification, revision or award is to be directed to the LBS Estimator managing this proposal. They are the only authorized LBS agent to handle this proposal and ensuing work.

***Lefever Building Systems Supply & Erect Proposal***

***Construction Conditions & Inclusions:***

1. Pre-Engineered Metal Building Proposal inclusions & details:
    a. Building to be designed as a "Standard Occupancy" use, unless otherwise indicated in this proposal.
    b. Engineered stamped metal building drawings and calcs for building permit requirements. Stamped drawings will be from a registered engineer, licensed in the jurisdiction where the building will be constructed. Includes Signed and sealed construction drawings along with a Letter of Certification from registered PEMB Engineer for the location of construction.
    c. All PEMB materials and components (including mezzanines, etc.) are provided by PEMB Supplier unless otherwise specifically documented and identified or excluded elsewhere in this proposal.
    d. LBS will provide a building that meets specifications for a Pre-Engineered Metal Building as defined by PEMB Supplier and the Metal Building Manufacturers Association. PEMB Supplier spec will have precedence in determining acceptable specifications of the building.

2. GC/Owner Responsibilities:
    a. GC is responsible for accurate placement of anchor bolts as shown on PEMB "For Construction" drawings. Any field modification to base plates or columns due to anchor bolt misplacement will be done by LBS on a Time & Materials basis.
    b. Work & Work Access:
        i. GC/Owner must provide adequate storage, laydown and marshalling areas that are located in close proximity to the construction work so that production is not adversely affected.
        ii. Owner/General Contractor will ensure a work site that provides reasonable access and an efficient workspace. This includes a nearby laydown area and reasonable access to building perimeter. Adequate access to work area includes access for labor, equipment, and materials. LBS will require 25' of clearance and work access around the entire structure with no piping, open trenches, etc. that will affect the work.
        iii. It is the intent and plan of LBS to have all materials from each vendor delivered in rapid sequence and largely at the same time.

iv. If owner's equipment is installed prior to or during construction and this installation affects the production efficiency of the LBS crew or its subcontractors, Owner/GC will be responsible for additional costs of lost productivity.

c. Slab on Grade will be used as a working surface during the construction and erection of the building. It must be available when LBS begins erection.

d. GC must provide documentation that certifies the slab is ready for use and that it will sustain loads that will be placed on it during construction at least 3 days prior to LBS mobilizing equipment or crew.

3. Erection will be in compliance with PEMB Standard Erection Guidelines. Any change requested by owner, architect or GC that varies from PEMB Supplier specifications may impact the warranty and price. This includes trim and details.
4. Buildings are erected using the "turn of the nut" method of bolt tightening.
5. Project overview/supervision will be by a PEMB certified Builder &/or a qualified erector.
6. Erection pricing is based on a specific erection sequence. If sequence is changed due to a specific request by GC/Owner, there will be an additional charge to compensate for lost efficiency.
7. All components are PEMB Standard; Sheeting & trim items (Kynar) includes a 25-year finish warranty. Includes PEMB warranty: 3 years on materials & workmanship.
8. Steel Finish:
    a. PEMB shop priming is provided to protect steel during transit and erection only. It is not intended or designed to be a final building finish. Drips and other imperfections may be encountered and are normal and acceptable. Surface preparation and final painting is not included in this proposal. If requested, LBS will perform this work on a T&M basis.
9. Owner/GC will be required to meet stated deadlines on returning marked and noted approval drawings. Failure to meet these deadlines will result in a production delay of the building which may result in a construction delay. Failure to meet these deadlines and provide acceptably marked approval drawings and the resulting delay will be the responsibility of the owner/GC.
10. If Owner/GC changes approval drawings and this change results in a price increase from PEMB Supplier, then Owner/GC is responsible for additional costs. LBS is not responsible for any increase in price due to any other party's changes or modifications.
11. Timing of project (building delivery and erection schedule) may change from what is quoted in this proposal if there are delays in award of project, changes in design, or a delay in approval to proceed with the scope as quoted. In those events, any delivery quoted in this proposal may experience a significant change. Any delay not caused by LBS will cause pricing to change if this forces LBS to alter material deliveries, crew schedules, or change in subcontractors.

12. GC agrees to provide LBS with formal notification (Certification of Approval to begin Steel Erection) before LBS will move to the site and begin work.
13. Mobilization, Site Issues, Product Storage & Logistics:
    a. Proposal is based on a single mobilization. If LBS must return to the job site for any reason that is outside of LBS control than GC agrees to pay a minimum mobilization fee of $5,000 per trip. Final fee depends on project size, location, and amount of equipment and manpower on site.
    b. Mobilizations do not include any warranty, punch list items which will be covered by LBS.
    c. Customer/Owner/GC agrees to pay any storage charges that would be incurred due to project delays caused by items outside the control of LBS.
14. LBS is not responsible for the coordination or cost of bolt inspections. These are the responsibility of the Owner/Prime Contractor.
15. Any penetrations will be billed at Time & Materials rate.
16. This proposal includes NO WELDING OF ANY KIND. Any welding will be performed on a time and materials basis and will be approved by the owner in advance in writing.

***LBS Construction Exclusions & Conditions:***

Exclusions on Construction Items, the Building and related items: Unless specifically included in the proposal the following are excluded:

1. Construction Items related to PEMB: The following are excluded
    a. Anchor bolts: Provision of and placement of including verification of location.
    b. Grouting of base plates.
    c. Roof curbs or roof penetrations, pipe penetrations, stairs, ladders, roof hatches, sky lights, wall lights.
    d. Door canopies
    e. “Boots” or “Diapers” for lift tires to prevent marking on concrete slab. These are available for an extra charge.
2. Engineered & stamped foundation design for building permit requirements and any concrete work.
3. Engineered stamped Noise Study for building permit use.
4. Mill Certificates. On a standard proposal no mill certificates will be provided. If these are requested at time of order these can be provided.
5. “Buy America” act requirements are excluded unless otherwise indicated in this proposal.
6. Weather tightness warranty unless otherwise indicated in this proposal.
7. Power washing of PEMB steel materials.
8. Field painting of any kind other than touch up.
9. Construction Fencing
10. Sano lets

11. Dumpsters
12. Site utilities & temporary facilities
13. Winter conditions, including snow removal, wind, or weather delay, etc.
14. Other Construction work and/or related items: This includes all construction items not included in PEMB scope. This exclusion applies to all scope of work items not specifically included in the proposal.
15. Exclusions for General Proposal, Project & Contractual Terms:
    a. Permits
    b. Use Tax, State, City & County Sales Tax.
    c. Liquidated damages of any type.
    d. Bonding
    e. Testing or inspection of any kind, including inspection fees (including those for bolt inspections).

***General Business, Payment, Insurance, Labor & Other Terms & Conditions:***

1. General Pricing, Payment Terms, Financial Conditions and Proposal Terms:
    a. Pricing is good for number of days indicated in number two of Notes section above and is based on materials pricing as of ***the date of the proposal.*** Any market change in prices for materials or supplies beyond this time frame will be passed on as an increase to proposal cost.
    b. If customer delays start date beyond the original schedule, LBS reserves the right to reprice the scope of work prior to beginning construction based on any schedule delays.
    c. Pricing is based on award of entire scope of proposal.
    d. Payment of all invoices is due in 30 days from billing date.
    e. Costs or charges for using any payment system that is mandated by the contractor will be added to the proposal & contract amount. LBS is not responsible for any ongoing or application costs for any payment management system whether electronic or manual.
    f. Owner/GC agrees to pay a finance charge of 0.75% per month (9.0% per year) for any delays in payment not caused by LBS.
    g. Upon award this proposal shall become part of the contract. Acceptance of proposal must be made in writing by authorized company representative.
2. Provisions for Labor & Hours, Training, Terms, etc.:
    a. Labor proposal is calculated based on a work week of 45 hours. (5 days @ 9 hours per day). No weekend or overtime above that is included.
    b. LBS reserves the right to work on weekends to meet or exceed schedule requirements. Owner/GC agrees to make the job site available for work activities during this time at no charge to LBS.

c. All field change orders will be $100.00/per man/per hour plus materials. Authorization to proceed and agreement to pay for changes must be signed in the field and provided to LBS in writing before any work will be started.
d. Proposal is based on standard wage rates and does ***not*** include Davis-Bacon wages or certified payroll reporting.
e. Proposal excludes specialized training (safety, operational, etc.) that may be required for the specific job site. Any training of this type will result in additional charges.
f. Priced based on working during daylight hours.

3. Insurance: Standard insurance coverage included (details can be provided).
    a. Incremental insurance requirements will be provided for an additional fee.
    b. LBS does NOT carry or provide Professional Liability insurance.
    c. LBS does NOT carry or provide Builders Risk Insurance (BRI). By accepting this proposal, the accepting party agrees to provide BRI. The policy must list LBS as an additional insured for labor, material & soft costs.
    d. LBS insurance policy has limitations and exclusions as detailed in insurance certificate. Owner/GC accepts these limitations and exclusions of insurance policy as written by LBS insurance company.
    e. This proposal specifically excludes any type of OCIP credit or deduction.
    f. This proposal limits any damages or claims (including indemnity claims) made by owner or GC to 5% of contract value. This limit does not apply to Insurance limits/coverage. Insurance limits & coverage are defined in the insurance certificate and policy.
    g. LBS is not responsible for damages due to the acts of God (wind, hail, flooding, etc.) or theft and vandalism.
4. Retainage:
    a. Retainage will be 5%.
    b. Due to the involvement of LBS in the early stages of the process, any retainage withheld from LBS invoices will be paid no later than 60 days after the completion of all work contained in the project scope including any open punch lists.
    c. Any unpaid balance (including retainage) that is outstanding after this 60-day window will accrue interest at the rate of 0.75% per month (9.0% per year) or portion thereof.

**From:** Merlina Montalvo <mmontalvo@lefeverbuilding.com>
**Sent:** Friday, May 22, 2026 4:14 PM
**To:** Juliana Ordonez <jordonez@pcl.com>
**Subject:** RE: Manatee County PEMB Canopy

Hello,
Attached is our revised proposal.
Nothing in addendum 1 affected our scope. There were material cost increases in the market at the beginning of the year and again about a month ago.
Also, this proposal included prevailing wages, same rates provided for the last round.

Let me know if you have any questions.
Thank you,


Merlina Montalvo
Estimating Manager
Cell 720-460-8013

**From:** Juliana Ordonez <jordonez@pcl.com>
**Sent:** Thursday, May 21, 2026 11:56 AM
**To:** Merlina Montalvo <mmontalvo@lefeverbuilding.com>
**Subject:** Fw: Manatee County PEMB Canopy

Good afternoon,
This is a follow-up email. Would you be able to provide an updated quote by tomorrow?

Thank you,


**Juliana Ordonez**
**Estimator**

**PCL Civil Constructors, Inc.**
1 N Dale Mabry Highway, Suite 1350
Tampa, FL 33609
(813) 553-7272
jordonez@pcl.com

www.pcl.com
**TOGETHER WE BUILD SUCCESS**

NUCOR REBAR FABRICATION

| Project: | Date: |
|---|---|
| PJ132412A - M | 5/20/2026 |
| **Escalation Date:** | **Quote Valid Thru:** |
| 3/31/2027 | 5/27/2026 |

**Nucor Rebar Fabrication South LLC**
Frostproof - 863.608.5228
22 Nucor Drive
Frostproof, FL 33843

Attn: **Christian Schultz**
Company: PCL
Project Name: MANATEE COUNTY SERWRF
City, State: Bradenton, FL

## Supply Only Proposal

Nucor Rebar Fabrication South LLC (herein called the Seller) proposes to furnish the following materials including placing drawings, per mutually agreed upon schedule, in accordance with the CRSI Manual of Standard Practice (latest edition), subject to the terms and conditions of sale set forth below and any attachments hereto.

| Bid Item | Description | Pricing Method | Amount |
|---|---|---|---|
| 001 | Base Bid | Lump Sum | $1,569,967.00 |

**(Price Excludes All Applicable Taxes)**

**Pricing is based on shipments starting Jul 2026, and ending Jul 2027. Any dates to the contrary will be subject to a change in pricing.**

**Bid Item 001 - Base Bid - Includes the following:**

- Includes ASTM A615 Grade 60 Black Domestically Produced Reinforcing Steel F.O.B. jobsite.
- Includes Bar Supports per CRSI Manual of Standard Practice.
- Includes 387 SETS Lenton Formsaver Couplers.

**FORMSAVERS FOR FUTURE CONSTRUCTION -- DETAIL 0315-253**

**BASE MAT**
#10 FEMALE STRAIGHT X 6"-5" WITH COUPLER & FLANGE = 283 PCS
#10 FEMALE STRAIGHT X 8'-4" WITH COUPLER & FLANGE = 283 PCS

**WALLS**
#8 FEMALE STARIGHT X 4'-1" WITH COUPLER & FLANGE = 208 PCS- 20,231 LBS INCLUDED IN THE ESTIMATE WEIGHT

## Assumptions:

**NUCOR ASSUMPTION ADD:**

EXTEND AGS BASIN VERTICALS DOWN TO THE FDN MAT @ 4'-0" ON CENTER: **(ADD 2.81 TONS )**

DETAIL 0330-005 "WHERE THE DOWEL LENGTH INDICTAED ON THE DRAWINGS IS GREATER THAN REQUIRED LAP, WALL VERTICAL RENFORCING MAY BE EXTENDED DOWN TO THE TOP OF SLAB.

GC & THE IRONWOKERS WILL WANT THIS FOR SAFETY REASONS TO HOLD THE WALL MAT UP. ALL VERTICALS ARE #8@6" ON CENTER.

## Typical Exclusions:

Mesh or mesh supports, weldable reinforcing, dowel bar substitutes or formsavers, precast or prestressed items, smooth bars, Diamond dowels, spirals, MMFX, stainless steel, site work, miscellaneous site structures, eletrical duct banks or composite reinforcing UNO, detailing under supervision of a registered engineer, unloading and hoisting material, supports for bottom bars in foundations and S.O.G., caisson / piling reinforcing, construction joint dowels, additional reinforcing at any openings not shown on structural drawings, masonry reinforcing except dowels poured in concrete, BIM and 3D detailing, any items not shown and specifically called out on the design drawings. Any Standees under 12"s will be considered an accessory
shown and specifically called out on the design drawings.

## Job Specific Exclusions:

EXCLUDE ELECTRICAL DUCTBANKS -- DWG E00.044 (TYPICAL)
EXCLUDE GALVANIZED #4 BARS -- DWG S00.503 DETAIL 0315-201 (NONE INDICATED)

## Drawings:

**STRUCTURAL**
S00.001,002,501,502,503,504,505,506,507,508,509,510,511,512,513,514, S33.301,501,502, S34.201, S35.201,202,203,204,205,206,207,208,209,210,301, 302,501,502, S36.201,202,301, S90.201, S94.201,202,203- DATED JULY 2025 **ISSUED FOR CONSTRUCTION**

**Addenda**:ADDENDUM NO.1

**Specs:** SPEC SECTION 03300 CAST-IN-PLACE CONCRETE

## Pricing:

Payment Terms: Net 30 Days, subject to on-going review/approval.

For lump sum proposals, the above values given are an approximation based on plans and specifications as provided, and are not to be used to calculate a unit price.

NUCOR®
REBAR FABRICATION

| Project: | Date: |
|---|---|
| PJ132412A - M | 5/20/2026 |
| **Escalation Date:** | **Quote Valid Thru:** |
| 3/31/2027 | 5/27/2026 |

**Nucor Rebar Fabrication South LLC**
Frostproof - 863.608.5228
22 Nucor Drive
Frostproof, FL 33843

Attn: **Christian Schultz**
Company: PCL
Project Name: MANATEE COUNTY SERWRF
City, State: Bradenton, FL

Change order pricing will be at the current market price plus freight and, $100.00 per hour for additional detailing and / or estimating.

For unit price proposals, any weights shown are for information only and are not to be used for a lump sum price.
Redetailing / Estimating for change orders at $100.00 / hour plus applicable tax.

## Escalation:

Rebar prices are firm for material delivered by March 31, 2027. Beginning April 01, 2027 add $40.00 per ton for every three months for material delivered thereafter.

The price adjustment provided in this contract is independent of and provision in any State or Federal DOT program for steel escalation.
This proposal and any contract formed as a result of this proposal is not subject to any upward or downward price adjustment provided for by any State or Federal DOT provision for steel escalation unless otherwise stated herein.

## Freight:

A charge of $650.00 per load will apply after the first (75) loads.
Quote is based on full truck load quantities (36,000 lbs). All deliveries that fall short are subject to an additional freight charge.
Any deliveries requested outside delivery times (Monday-Friday 6am - 3pm), excluding holidays are subject to an additional charge.
All returned/cancelled deliveries are subject to a re-delivery fee to be determined at the time of re-shipment.
Trailers will not be dropped at jobsite unless agreed upon at time of sale.
Nucor Rebar Fabrication reserves the right to add a fuel surcharge during the length of the contract due to rises in fuel costs.
Deliveries: 2 hours waiting time with buyer to unload, additional detention time @ $200.00 per hour.
Trailers will not be dropped at jobsite unless previously agreed to by buyer and seller prior to entering into a contract.

## Conditions:

Prices are offered for acceptance within 7 days of the date noted above, after which this proposal is null and void.
Change Orders between buyer and seller will be resolved within 45 days, otherwise accepted as written.

NUCOR®
REBAR FABRICATION

| Project: | Date: |
|---|---|
| PJ132412A - M | 5/20/2026 |
| **Escalation Date:** | **Quote Valid Thru:** |
| 3/31/2027 | 5/27/2026 |

**Nucor Rebar Fabrication South LLC**
Frostproof - 863.608.5228
22 Nucor Drive
Frostproof, FL 33843

Attn: **Christian Schultz**
Company: PCL
Project Name: MANATEE COUNTY SERWRF
City, State: Bradenton, FL

## TERMS AND CONDITIONS OF SALE

**Terms of Sale:** Payment Terms – Subject to on-going credit approval: Net 30 days from date of invoice. Interest will be charged on all past due balances per the maximum rate allowed by law. Legal fees and costs will be paid as awarded to the prevailing party in the event of a legal dispute. Seller reserves the right to stop Work or demand security as required. Buyer agrees to pay Seller in accordance with the escalation policy as specifically identified in this proposal. "Work" is hereby defined as the performance of all work as listed above and included in any accepted Agreement, plus any changes, acceleration/out of sequence work, damages, escalation and costs incurred for the cause or benefit of Buyer or others.

**Acceptance:** Prices of individual bid items are subject to renegotiation if Buyer elects not to accept this complete proposal as presented. If Seller is requested to proceed with the work prior to the execution of a mutually agreed Contract, or if the work is completed prior thereto, the Terms and Conditions herein shall govern pending said Agreement. No assignment of this proposal shall be made without our prior written consent. We reserve the right to sublet portions of our Work.

**Schedule:** Seller's price is based upon detailing, fabrication, and placing on a normal 5-day, Monday to Friday, 40 hour work week, daylight hours unless explicitly noted on the face hereof. Performance will be based on bid documents as provided for tender and industry standards/CRSI. Schedule and schedule changes to be mutually agreed. Buyer to provide Seller (48) hours' notice of cancellation or modifications to schedule deliveries, Buyer agrees to provide adequate notice for workmen required at the jobsite and sufficient work for at least one full shift. Detailing submittals will be sequenced in a manner appropriate to the construction schedule.

**Back Charges/Shipping Discrepancies:** No charges for labor or materials furnished by the Buyer shall be allowed as a credit unless authorized in writing by Seller within ten (10) days of said occurrence. After a twenty four (24) hour period, all loads will be assumed to be verified.

**Safety:** Buyer will provide at no cost to Seller, general jobsite conditions conforming to OSHA standards and local governing authorities, including, but not limited to, adequate protection to ensure the safety of those working above reinforced steel as required, furnishing and installation of rebar safety caps or other OSHA compliant impalement hazard protection as required; Detection of/protection from underground and other utilities; Safe access, signage and other required warnings, flagging, barriers/barricades, general site and task lighting as required; Shoring, fall-protection anchorage points, walkways, approved scaffolding and staging in place as required, trenches, rails, snow and ice removal, all weather truck access; safe access to points of storage and work, etc. all as required.

**Insurance:** General Liability insurance will be provided solely for work performed by Seller and/or its engaged parties. Seller is not providing insurance for any liabilities that exceed Seller's responsibilities and/or liabilities. Additional insured Endorsements may limit liabilities to those assumed under the Agreement and exclude Professional Liabilities. XCU, subsidence, Professional Liability, Aircraft, Pollution Liability and mold coverage are excluded as not applicable to this trade. A broad coverage manuscript policy is provided in lieu of ISO descriptions and forms. Additional coverage or alternate requirements not set forth herein are subject to mutually agreement, availability, and any additional costs. Self-insured limits must be accepted as provided and any related security substitution requirements waived. Seller excludes Builders Risk Insurance and return receipt-requested notices for all certificates of insurance. Compliance requirements for any hired sub-contractors are subject to availability.

**Project/Owner Information:** Contractor agrees to provide Seller with any pertinent Project/Owner information, as reasonably requested.

## CONDITIONS OF SALES EXCLUDED

**"Pay if paid" or "Pay when paid"** conditions precedent for all properly completed work, including base scope of work, changes, acceleration/out of sequence work, damages, escalation and costs incurred for the cause or benefit of Buyer or others("Work"); Retention exceeding the rate withheld by Owner; Retention on F.O.B. items.
**Indemnification**, claim, and defense liabilities, responsibilities or damages exceeding any proportionate extent of cause by Seller's active negligence or willful misconduct.
**Minority**, DBE, DVBE, SBE, WBE and other special hiring status content, affiliation, or contribution to such requirements.
**Risk, liabilities** and responsibilities arising from existing conditions and preceding work exceeding visual inspection, including, but not limited to, field measurements, surveying, layout, forming and materials supplied by others; Costs arising from differing conditions and/or requirements from plans or drawings or bar lists provided for performance.

**Design engineering** and related Professional Liabilities and responsibilities; Costs and damages due to varying conditions and requirements.
**Waiving any rights** of dispute or redress; Costs/risks of claims against Owner for undisputed portions of our Work.
**Forms and information** requirements not mutually agreed; Unconditional forms of release in advance of receipt of funds; Releases that fail to exclude pending changes, unpaid balances, and retention as applicable; Releases for claims unrelated to payment for work performed; Non-conforming forms of waivers and releases within States that provide Statutory release language.

**Reports, waivers**, and other forms and contractual obligations related to bulk suppliers to our inventory stock who do not have lien rights.
**Warranties** exceeding Seller's scope of responsibilities or one (1) year; Guaranties of work performed by others; any forms of warranties, express or implied, of merchantability or fitness for purposes intended.

**Risks and responsibilities** for equipment and/or employees of Buyer or others providing services, or manning equipment used in connection with, but not within, Seller's scope of Work.

**Liquidated and delay damages** exceeding actual damages incurred, our scope of responsibility and/or our proportionate extent of cause, and for Force Majeure; Property damage, remedial work and/or replacement of Work and the work of others to the extent made necessary by others or Force Majeure.
**Increased labor and material** costs and/or damage in the event of project suspension or delay.
**General Liability** credits for any wrap-up insurance programs.
**Prime contract terms**, conditions, and scope in addition to, and/or in conflict with, a mutually agreed contract and Seller's scope of work and responsibilities as described herein.

Reports, submittals and data requirements not applicable to our trade, reasonably required or mutually agreed; Release of proprietary or other confidential information and records as governed by the U.S. Security and Exchange Commission rules for a publicly traded company.
**Any portion of fines or penalties** exceeding the extent of cause by Seller; Any increased, surcharged or escalated portion of fines incurred by Buyer.

ANY ATTACHMENTS HERETO, CONTAIN IMPORTANT TERMS AND CONDITIONS THAT ARE PART OF THE PROPOSAL AND OF ANY CONTRACT RESULTING THEREFROM. PLEASE READ ANY ATTACHMENTS HERETO.

The above Proposal is accepted
Customer: Christian Schultz
Company: PCL

BY: Nucor Rebar Fabrication South LLC
Salesperson: Mike Xeroteres
Email: Mike.Xeroteres@nucor.com
Cell: 863.608.5228

Signature _____ Signature _____

Print Name _____ Print Name _____

Date _____ Date _____

**ATLANTIC CONCRETE WASHOUT, INC. CUSTOMER PROFILE & pricing agreement,**
**wayneh@acwncw.com 352-345-9502,, wayne hutchins**

**Atlantic concrete washout southern.. 16877 E Colonial dr suite 410 Orlando fl**

## JOBSITE INFORMATION-☐Roadway ☐Residential ☐Commercial

| Job site name | JOB #:<br>PO #: | TODAY'S DATE |
|---|---|---|

| JOBSITE STREET ADDRESS | CITY | STATE | ZIP |
|---|---|---|---|

| JOBSITE CONTACT NAME/PHONE | JOBSITE CONTACT EMAIL |
|---|---|

## CUSTOMER INFORMATION

| LEGAL COMPANY NAME | | | |
|---|---|---|---|
| STREET ADDRESS | CITY | STATE | ZIP |
| **BILLING ADDRESS (IF DIFFERENT)** | CITY | STATE | ZIP |

| MAIN PHONE NUMBER | MAIN FAX NUMBER | FED TAX ID# |
|---|---|---|
| NAME OF PRIMARY BILLING CONTACT | BILLING EMAIL | BILLING CONTACT'S PHONE NUMBER |

ADDITIONAL BILLING EMAILS

## *Payment Information-Please see attached*

## PRICING INFORMATION

| **CONCRETE WASHOUT SERVICE** ☒ | **WASHOUT SERVICE** ☐ | **ADDITIONAL SERVICES/CHARGES** |
|---|---|---|
| BIN DROP or SWAP or PICKUP: (PER BIN PER SERVICE)<br>**$395.00** | | To avoid incurring a dead run or trash fee please make sure that the container is free of trash and other unauthorized materials and the path to the container is clear.<br><br>IF THERE IS TRASH IN YOUR CONTAINER AT THE TIME OF PICKUP YOU WILL BE CHARGED WITHOUT EXCEPTION. |
| BIN PUMPOUT – WATER<br>**395.00,,**<br>Free if on site | BIN PUMPOUT – SLURRY<br>:<br>*Slurry is any liquid material placed into washout container other than normal water. | TRASH OR OTHER UNAUTHORIZED MATERIALS IN CONTAINER:<br>**$395.00** |
| BIN RELOCATE: **395.00 NC if on site** | | DEAD RUN:<br>**$395.00** |
| BIN USAGE FEE: **$95.00** | | SAME DAY/NIGHTS/WEEKENDS/SOLID/OVERSIZED/OVERLOAD:<br>**$350.00** |
| BIN USAGE FEE PERIOD**: MONTHLY** | | ENVIRONMENTAL SERVICE FEE: **$25.00**per bin/service |
| MILES TO JOB SITE FROM NCW YARD:<br>**50m** | | **OVERLOADED/OVERSIZED/SOLID** |
| FUEL SURCHARGE: **14%** | | **CONTAINER OVERLOADED MORE THAN 1" OVER THE TOP EDGE OR EXCEEDS 30" IN ITS LARGEST DIMENSION**<br>**$350.00** |
| ADDITIONAL INSTRUCTIONS:<br>Stand By Time: Every 15 minutes our driver has to wait to perform service we will charge you **$50.00** | | **10 wheel roll off trucks are equipped to vacuum out 4" of standing water which is equivalent to 300 gallons. If there is more than 4" of standing water, a separate vacuum truck will need to be dispatched and an additional charge will be invoiced.** |

## GREEN BUILDING/LEED INFORMATION (ONLY REQUIRED FOR GREEN CERTIFIED DOCUMENTATION)

**IS THIS PROJECT A GREEN BUILDING/LEED PROJECT? YES ☐ (Please complete the info below) NO ☐**

**WEIGHT TICKET REQUIRED? YES___ (if yes, each weight ticket will be an additional $50.00) NO___**

| LEED AP OR AUTHORIZED REP | E-MAIL ADDRESS |
|---|---|
| PHONE NUMBER | FAX NUMBER |

## AUTHORIZED SIGNATURES

Conditions: **PLEASE READ ENTIRE AGREEMENT CAREFULLY Payment terms are Net 30 day upon credit approval. Balances carried past the due date or over established credit line will cause your account to be placed on hold and no service will be performed until account is brought up to date. The customer hereby agrees to pay all collection and legal fees if such action be necessary, as well as any Non-sufficient fund charges as allowed by law in the event of a returned check. By signing below I affirm that I have read these conditions and hereby agree to them.**

| ATLANTIC/NATIONAL CONCRETE WASHOUT SALESPERSON (PLEASE PRINT) | ATLANTIC/NATIONAL CONCRETE WASHOUT SALESPERSON (SIGNATURE) | DATE |
|---|---|---|
| Wayne Hutchins | KWH | |
| AUTHORIZED CUSTOMER (PLEASE PRINT) | AUTHORIZED SIGNATURE (SIGNATURE) | DATE |
| | | |

ATLANTIC CONCRETE WASHOUT, INC. NATIONAL CONCRETE WASHOUT

# NEW PAYMENT OPTIONS

4 payment options are available for your invoices for our company.

1. Make payment online when any invoice is sent to your email, by options given.

2. Pay by ACH using our bank account-Please email Donnag@acwncw.com for bank information, remittance information must be emailed to same email to apply payment correctly.

3. Set up E-check option which is a payment that will be withdrawn directly from your bank account, at your time frame, determined by an email by you, once you have reviewed your invoices. E-mail Donnag@acwncw.com for a one-time set up to keep your information secure.

4. Pay by check and mail to address on invoice.

All payments are Net 30-day terms.

# US AMERICAN CONCRETE

7000 NW 53 TERRACE
MIAMI, FL 33166
PHONE: (786)255-8624
WEBSITE: usamericanconcrete.com
EMAIL: pump@usamericanconcrete.com

# SERVICE PROPOSAL

Customer: PCL WIG
Attention: CHRISTIAN SCHULTZ
Address: 1 N. DALE MABRY
City: TAMPA State: FL Zip-Code: 33609
Phone: 813-493-7727 Email: ceschultz@pcl.com b.naramore@pcl.com

Date: 10-28-25 Quote Valid: 10-28-25
Jobsite Name: SEWRF CAPACITY IMPROVEMENTS PHASE B
Jobsite Address: 3331 LENA RD.
City: BRADENTON State: FL Zip-Code: 34211

| PUMP | $/HOUR | $/YARD | PUMP | $/HOUR | $/YARD |
|---|---|---|---|---|---|
| 2" Trailer Pump | $119.00/Hour | $3.99/Yard | | | |
| 3" Trailer Pump | $144.00/Hour | $4.25/Yard | 47 Meter (150') | $179.00/Hour | $2.99/Yard |
| 3"-5" HP Pump | $179.00/Hour | $4.29/Yard | 52 Meter (170') | $229.00/Hour | $3.29/Yard |
| 28-32 Meter (95'-105') | $129.00/Hour | $2.49/Yard | 58 Meter (190') | $269.00/Hour | $3.99/Yard |
| 34 Meter (115') | $135.00/Hour | $.2.59/Yard | 61 Meter (200') | $299.00/Hour | $4.29/Yard |
| 36 Meter (120') | $139.00/Hour | $2.69/Yard | 65 Meter (220') | $395.00/Hour | $6.00/Yard |
| 40 Meter (135') | $149.00/Hour | $2.89/Yard | 70 Meter (230') | $450.00/Hour | $6.50/Yard |
| | | | 75 Meter (245') | $500.00/Hour | $7.00/Yard |

**Notes:**

**PLACING BOOMS, REMARKS, DESCRIPTIONS, DIRECTIONS, MISCELLANEOUS**

1) 200' standard system with 2", All 3"-5" system billed at $3.00 per linear foot. (Additional labor required) 2"over 200' will be billed at $3.00 per linear foot
2) Primer Pack at $25.00 required for all pumps.
3) Helper priced at $75.00/Hour per man.
4) There will be an additional 12% Fuel Surcharge on the total invoice of all concrete pumps.
5) There is a 4-hour minimum, and 1-hour travel for all concrete pumps.
6) There is a $5,000.00 minimum charge for all 70-meter and 75-meter orders.
7) There will be an additional 20% charge on the total invoice of all concrete pumps for certified payroll jobs, CCIP and OCIP.
8) US American Concrete finishing square footage prices are based on 8-hour days per man. Overtime beyond 8 hours will be charged at the straight hourly overtime rate.
9) US American Concrete to finish one standard stair in square foot finishing pricing. All additional stairs and stairs not poured with slab to be billed separately, by the man.

**Payment Terms: Paid Upon receipt of Invoice.**

**This proposal includes the following conditions:**

a) Accepting a copy of this proposal without signing it and placing a future order constitutes acknowledgement and acceptance of all terms and pricing on the latest quotation.
b) Customer will designate an area for prime-out and clean-up of pumps. US American Concrete will not be responsible for clean-up as a result of failure to have such area designated or from concrete mixer driver overfilling pump hopper.
c) Customer is solely responsible for protecting/cleaning the jobsite surroundings in case of concrete splatter, over spray, and/or blown concrete hoses, etc. US American Concrete is not responsible for protecting/cleaning finished walls, decks, slabs below the ones being finished or any other exposed surfaces.
d) Protection of finished deck and stairs is the responsibility of the contractor.
e) Customer is solely responsible for ordering, bumping, halting delivery on the concrete to the job as well as late arrival of concrete, un-pumpable mix designs, and assumes all responsibility for addition of water while on the jobsite and respective concrete strength designs.
f) Contractor to provide protection on metal railings when pouring stairs.
g) Beams and upturn beam greater than 2' are considered vertical pours. Vibration in these areas is the responsibility of the contractor.
h) Rebar/electric chair or conduit spacing must be greater than 2" for proper vibration and penetration of aggregate.
i) Contractor to provide 2' walkway around perimeter of all working decks for proper edge/ depression finishes for access and safety.
j) Contractor to supply light for all early/late pours.
k) All Saturday, Sunday, or Holiday pours will be charged an additional $99.00 per hr.
l) Contractor to provide adequate access for the pump truck to the nearest point of placement. US American Concrete will not be responsible for damage to the property line inside the curb line.
m) All tows and parking to paid by customer due to improper jobsite pump access or terrain.
n) 2-hour notice of cancellation required for all orders. If timely notice is not given, 4-hour minimum will be charged, regardless of reason.
o) Contractors to have his authorized representative on deck throughout the pour. Contractor will also provide a man to back up the mixer truck to the hopper when necessary. Contractor to supply water, water hose, and a man on deck to wet deck ahead of pour.
p) The company is not responsible for weather damaged slab or damage to the slabs caused by others. US American Concrete will do its utmost to correct such problems. However, contractor agrees to pay prevailing hourly rate per man and supply all necessary approved materials or reimburse US American Concrete.
q) Contractor agrees that US American Concrete reserves the right to perform its own repair work and further agrees to give US American Concrete 72 hour notice to properly inspect and commence any repair. Any back charges for repairs performed by others will not be accepted unless prior written and time the notice is given. In any event, contractor agrees that back charges are not to exceed US American Concrete's finishing bill for that day.
r) US American Concrete is not responsible for layout field measurements supplied by others. Contractor's representative will schedule billing square footage 24 hours prior to the pour. However, if actual square footage is greater, contractor will be billed the difference and quality of work will not be guaranteed.
s) Contractor to provide hoisting of all equipment to and from all deck decks.
t) Contractor to provide fall protection and guard rails on all elevated pours. Contractor assumes all fines from failure to provide such.
u) The contractor agrees to follow all OSHA regulations pertaining to providing a safe work environment. Contractor agrees to pay all municipal and OSHA fines that may be incurred by US American Concrete as a result from the failure of contractor to provide this safe work environment.

# SERVICE PROPOSAL


**US AMERICAN CONCRETE**
7000 NW 53 TERRACE
MIAMI, FL 33166
PHONE: (786)255-8624
WEBSITE: usamericanconcrete.com
EMAIL: pump@usamericanconcrete.com


| **This quotation supersedes all prior agreements or understandings written or oral. The contractor whose name appears above accepts receipt of these prices and acknowledges acceptance of the conditions above. Accepting a copy of this proposal without signing it and placing a future order constitutes acknowledgement and acceptance of all terms and pricing on this quotation.** | |
|---|---|
| Contractor Name: | Prepared By: JOHN SMALLWOOD |
| Contractor Signature: | Prepared Date: 10-28-25 |
| Date: | |

V.01/19

QUIKRETE
What America's Made Of
CONSTRUCTION MATERIALS

Quote Number: **Q10038130-0**
Created On: 11/3/2025
Quote Expires On: 12/3/2025

**Project:** **Manatee Co. SEWRF Imp Ph B**
Project Address: ,

Estimated Start Date: 1/1/2026
Project End Date: 1/31/2027

Customer Service:
Sales Office Address: ,

**Account**: **PCL CONSTRUCTION INC**
Account Number: 18042
Contact: Bill Naramore
E-mail: wenaramore@pcl.com
Phone: 813-425-1459

## MATERIAL PRICING

| Item Code | Description | Quantity | Unit Price |
|---|---|---|---|
| **35CNX309** | **3500 PSI Regular - CMD3, add fiber CMD4**<br>*Escalator of $8.00 effective 4/1/2026 recurring every 6 months* | 250 CY | $160.00 |
| **35CNX309H** | **3500 PSI Regular w.hrwr - CMD3, add fiber CMD4**<br>*Escalator of $8.00 effective 4/1/2026 recurring every 6 months* | 1 CY | $164.00 |
| **30SNG515** | **3000 PSI Coarse Masonry Grout ASTM C476**<br>*Escalator of $8.00 effective 4/1/2026 recurring every 6 months* | 1 CY | $160.00 |
| **40SNX590** | **4000 PSI Small Rock Pump Mix - CMD1**<br>*Escalator of $8.00 effective 4/1/2026 recurring every 6 months* | 250 CY | $171.00 |
| **40SNX590H** | **4000 PSI Small Rock Pump Mix w.HRWR - CMD1**<br>*Escalator of $8.00 effective 4/1/2026 recurring every 6 months* | 1 CY | $175.00 |
| **45CNX653** | **4500 PSI Regular - CMD1 & CMD2**<br>*Escalator of $8.00 effective 4/1/2026 recurring every 6 months* | 1 CY | $173.00 |
| **45CNX653H** | **4500 PSI Regular w.hrwr - CMD1 & CMD2**<br>*Escalator of $8.00 effective 4/1/2026 recurring every 6 months* | 500 CY | $177.00 |
| **50SNX532** | **5000 PSI Small Rock pump Mix - CMD2**<br>*Escalator of $8.00 effective 4/1/2026 recurring every 6 months* | 1 CY | $177.00 |
| **50SNX532H** | **5000 PSI Small Rock Pump Mix w.hrwr - CMD2**<br>*Escalator of $8.00 effective 4/1/2026 recurring every 6 months* | 1 CY | $180.00 |
| **40GNG9** | **Pump Primer Grout**<br>*Escalator of $8.00 effective 4/1/2026 recurring every 6 months* | 1 CY | $250.00 |

## SUNDRIES AND SURCHARGES

| Item | Comments | Price | Unit |
|---|---|---|---|
| **ENVIRONMENTAL FEE PER CYD** | ENVIRONMENTAL FEE PER CYD | $1.50 | PCY |
| **FUEL FEE PER CYD** | FUEL FEE PER CY | $6.00 | PCY |
| **MIN LOAD NO CHARGE** | | $0.00 | CY |
| **MIN LOAD NO CHARGE** | | $0.00 | CY |
| **Additional Products & Services** | | | |
| **FIBER 1.5 LBS PER YARD** | | $10.50 | PCY |
| **PUMP PRIMER FEE** | | $250.00 | EA |
| **XYPEX C-500 NF RED WP** | | $75.00 | EA |
| **2.0 GAL ECLIPSE FLOOR 200 SRA GCP** | | $50.00 | PCY |
| **ICE LB** | | $1.25 | LBS |

| | |
|---|---|
| Quote Number: | **Q10038130-0** |
| Created On: | 11/3/2025 |
| Quote Expires On: | 12/3/2025 |

| | | | |
|---|---|---|---|
| **Concrete Testing Fee** | Concrete Testing Fee will be needed for if ASR or Shrinkage testing is required. | $1,500.00 | EA |

**Respectfully,**

**FL- Sarasota**

**Sales Rep:** # Ronald.Hurn
**Phone:**
**Email:** Ronald.Hurn@quikrete-readymix.com

**Customer Acceptance**

**Signed by:**

**Date:**

__*Taxable* __*Tax Exempt (Attach Certificate)*

Quote Number: **Q10038130-0**
Created On: 11/3/2025
Quote Expires On: 12/3/2025

## CLAUSES

In the event of material shortages from our supplier(s), to meet the demand of the project schedule, we are advising you in advance that a price adjustment may be required. You will be notified. Please make the necessary budget adjustments as we move forward with your project. Any questions related to this please contact your salesperson and we will be glad to discuss.

## Terms and Conditions

1. This quotation is void unless accepted within 30 days from the date hereof and unless continuous shipment is started within 30 days from date of order.
2. If during the life of a contract set forth by this proposal, the purchaser's financial responsibility or credit standing becomes impaired or his method of paying accounts become unsatisfactory to the seller, the seller reserves the right to require the purchaser to make payment in advance or give satisfactory security or guarantee that the invoices will be promptly paid when due and if the purchaser fails to do so, the seller reserves the right to cancel the contract.
3. The prices quoted herein will be increased to cover any municipal, county, state, or federal tax levied after the date of this quotation.
4. Ready-mix concrete is charged to the purchaser's account when loaded into the truck at the seller's plant and is not returnable for credit.
5. This quotation and the prices quoted herein shall be valid only as to concrete delivered for the performance of the original scope of work in the purchaser's contract to which this quotation pertains. As to any work added to the purchaser's contract, seller shall have the right to negotiate the price, and conditions thereof, or to cancel the contract as to such work.
6. Prices and quantities are based on the wet volume at the time of discharge from the delivery truck.
7. Prices quoted herein are for delivery between the hours of 8:00 a.m. and 6:00 p.m., Mondays through Fridays. Additional charges may be made for delivery during other than the hours noted above, or on Saturdays, Sundays and Legal Holidays. Prices for overtime or holiday deliveries will be quoted on request.
8. The purchaser agrees to give the seller reasonable notice of the time and rate of deliveries. All deliveries will be made on the best of the seller's ability and dispatch, but no claims will be allowed because of delay in delivery.
9. It is understood by purchaser that seller must purchase materials from sources which are occasionally limited, and the inability of seller to obtain such materials shall excuse seller's obligation to furnish any concrete committed hereunder which requires use of such materials.
10. The seller will not be liable for failure to make delivery when prevented by strikes, or any other labor trouble, accidents, or necessary repairs to machinery, fires, floods, or by acts of God, including but not limited to any causes beyond the seller's control.
11. The seller agrees to make delivery to the most accessible point over suitable roadways provided by the purchaser. The purchaser assumes all liability for damage to sidewalks, driveways, or other property, incurred as a result of deliveries beyond the curb line. Seller reserves the right to refuse to make delivery where such delivery may damage seller's truck.
12. An unload period of 5 minutes per cu. yd. will be allowed at the job site, based from the time the truck arrives at the job site. Trucks held in excess of the allowable unloading time may be billed to the purchaser.
13. Purchaser is allowed one piece load to complete a given pour; otherwise, charge will be made for trips of less than full loads.
14. Cement shall be Type 1L or Type I / II regular Portland cement, seller's option, unless specifically noted above. Variations from this type will be quoted on request.
15. Quikrete Construction Materials makes no warranty except that the concrete furnished will meet the strength requirements for the project as set forth in the contract documents. All other warranties whether express or implied are hereby rescinded. This express limited warranty may not be modified or expanded unless done so in writing and signed by an officer of the company, and no agent of the company has authority to modify this limited warranty by oral representation or otherwise.
16. PURCHASER'S REMEDY FOR ANY BREACH OF CONTRACT OR WARRANTY HEREUNDER SHALL BE LIMITED, at seller's option, to the furnishing and delivery of replacement concrete, or a refund of the contract price. Purchaser shall only be entitled to and seller shall only be liable for replacement or refund, as outlined above.
17. The brand of cement used will be seller's option.
18. The seller agrees to use admixtures in accordance with the manufacturer's recommendations or as amended by the architect's or engineer's specifications, but will not assume any responsibility or the effect of such admixtures on the concrete before or after delivery.
19. All concrete shall be batched, mixed and delivered in accordance with requirements of ASTM Specifications C - 94 for ready-mixed concrete. Cement and aggregates shall meet the requirements of the applicable ASTM and AASHTO standard or specifications.
20. The purchaser's use of the prices quoted hereby, or any later modifications thereto agreeable to both parties, in submitting any quotation or bid to others, shall constitute an acceptance of the offer made hereby, with all terms and conditions stated herein. To the extent any purchase order thereafter issued by purchaser is inconsistent herewith, this quotation shall govern the obligations of the parties.
21. The seller is not responsible for the slump, strength or quality of any concrete to which water or any other material had been added by the purchaser of his agent or at his request. The seller has no control over the placing or handling of concrete after unloading and will not be responsible for placement, finishing, initial and final curing, placement of joints at proper spacing, and any aesthetic concerns/issue's (such as cracks, discoloration, etc.) that may arise in the plastic and hardened state where the concrete has been used or is used.
22. Designs for ready-mixed concrete will be made to produce 27 cu. ft. yield per cu. yd. and the specified strength. The seller does not assume liability in connection with any design by other than the seller to produce 27 cu. ft. yield or specified strength.
23. Cost of testing is to the account of the purchaser.
24. Any stated or implied guarantee of concrete strength by the seller is contingent on all concrete testing work and subsequent evaluation of concrete test results being performed by the purchaser in full compliance with all provisions in the applicable ASTM, AASHTO and ACI standard or specification. No cost of any concrete testing is for the account of the seller except as may be required in referenced standards or specifications.
25. ARBITRATION AND CLASS ACTION WAIVER: In the event of any dispute, claim, question or disagreement ('Claims") arising from or relating to the transactions contemplated hereby, the parties agree to consult and negotiate with each other and attempt to reach a just and equitable solution reasonably acceptable to both parties. If the parties do not reach such a solution within a period of 60 days, then, upon written notice by either party to the other, all disputes, claims, questions or differences shall be finally settled by arbitration administered by the American Arbitration Association in accordance with the provisions of its Construction Industry Arbitration Rules. Such arbitration shall proceed solely on an individual basis without the right for any Claim to be arbitrated on a class action basis or in a purported representative capacity on behalf of others. The arbitrator's authority to resolve and make written awards is limited to Claims between the parties alone. Claims may not be joined or consolidated unless agreed to in writing by all parties. No arbitration award or decision will have any preclusive effect as to issues or claims in any dispute with anyone who is not a named party to the arbitration. Notwithstanding any other provision in these Terms and Conditions, and without waiving either party's right of appeal, if any portion of this 'Arbitration and Class Action Waiver" provision is deemed invalid or unenforceable, then the entire provision (other than this sentence) shall not apply.
26. Except to the extent required by applicable law or regulation, purchaser agrees to keep this quote and the price quoted herein confidential and shall not publish, make available or otherwise disclose this quotation or the price quoted herein to any third party except in connection with the sale or prospective sale of purchaser’s goods, materials or services.

# PROPOSAL

American Blue Star Reinforcing
17633 Gunn Hwy #170
Odessa, Fl. 33556
Phone: (813) 733-1987

Date: 11/10/2025
Contact: Doug Jordan
Cell: (813) 733-1987
djordan@absreinforcing.com

Proposal: DJ401-25FL R

To: PCL Construction Inc.
Address:

Project:

Lake Manatee WTP Phase B

Attention: Bill Naramore
Phone: 813-425-1459
Email: WENaramore@pcl.com

# SCOPE OF WORK

This Agreement is between American Blue Star Reinforcing (hereinafter called "Subcontractor") and PCL (hereinafter called "Contractor") and is subject to the terms and conditions as follows:

Furnish Labor to install reinforcing steel for the above-referenced project, all in accordance with the Structural drawings and specifications from the Following: Bid Submittal set of plans Dated APRIL 2023

The Contractor agrees, in consideration of the performance of this agreement by the Subcontractor, to pay, or to cause to be paid to the Subcontractor, sums of money computed as follows:

| | |
|---|---|
| **Unit Price Install Reinforcing.** | 555 / Ton |
| **Unit Price Install Reinforcing Pipe Encasement** | 1200 / Ton |
| **Unit Price Supply Reinforcing** | 1338 / Ton |

*Taxes not Included*

*Prices are based on shipments starting April 1 2026, Prcies maybe subject to increase thereafter.Any increases will be based on and equal to the amount of the mill increases.*

Unless agreed otherwise, it is understood that the work will be performed during a **40** hour work week (i.e., Monday through Friday - 8 hour day). If additional time or premium time or an acceleration is required to complete the work, through no fault of Blue Star, Than contractor is responsible to pay all premium at an additional rate of **$75** per hour

Proposal is only valid for 15 days from the date of the proposal. After this date the proposal will be subject to reconfirmation by the seller and repricing based on market conditions.
If ABSR recieves LOI from PCL than ABSR reserves the right to review all aspects of project scope, schedule, constructability, ect. with PCL before official acceptance of such LOI.
*ABSR = American Blue Star Reinforcing*

**ABSR Condsiderations:**

1) Project wage rates are not based on Local Davis Bacon
   If it is determined that a prevailing wage is other than above mentioned, than ABSR reserve the right to be compensated for the diffrence of the prevailing & bid wage if needed.
2) No badging or permit fees.
3) ABSR to be given access to Suppliers shipping and release log as well as submittals status.
4) ABSR to be paid its monthly progress billing in full 30 days from Invoice date
5) ABSR to be paid its final contract and retention (If Held) in full after 30 days upon the final Invoice date.
6) Retention to be 5%
7) Pour breaks and sequence to be mutualy agreed upon.

**Specific Exclusions**

1) Augercast Piles
2) Site Walls or Site work
3) Generator Pads
4) Crane Pad and Tie Backs
5) Sidewalk and electrical duct Encasements
6) Drainage Structures
7) PARKING
9) Male Formsavers

All other Exclusions see on page 5.

1 hour unloading time allowed per delivery, additional time will be charged at $150 per hour for each hour or portion thereof.

Rebar & PT Contract/Estimated quantities to be forwarded to Subcontractor before mobilization.
ABSR to be paid its contract in full every 30 days upon the final inspection and approval.
Contractor will provide grades, lines, and rigid templates.

# CONDITIONS OF AGREEMENT

1. Contractor agrees to give Subcontractor 24-hours notice for workmen at job site and schedule work for a full day.

2 Contractor agrees that all forms and templates will be in place before installation, except those forms or other materials that will hinder the installation.

3 Contractor agrees to establish all levels and datum lines, elevations, openings, and dowel outs.

4 Contractor will provide clear access roads and ramps for unloading of trailer/truck deliveries to within 50 feet of point of installation, and reasonable storage areas.

5 Contractor will provide grades, lines, and rigid templates.

6 Contractor will provide sanitary facilities.

7 Contractor will provide reasonable working areas, with proper scaffolding in place, where applicable.

8 Hoisting: the general contractor shall provide, at no cost to the Subcontractor, properly manned hoisting facilities for the hoisting or lowering of men, materials and equipment, including but not limited to, that hoisting or lowering required for unloading, distribution, and placement of pre-assembled units.

9 Contractor agrees to provide copies of all contract documents in quantities as reasonably requested by the Subcontractor at no cost to the Subcontractor.

10 Contractor agrees to provide copies of all shop drawings, bar lists, and receiving tickets for all materials necessary in the pursuit of this Subcontract in quantities as requested by the Subcontractor at no cost to the Subcontractor. Contractor shall allow Subcontractor rights to work with steel supplier directly, and agrees to do so by acceptance of this Proposal.

11 Working schedules to be made by mutual agreement of the Contractor and Subcontractor to conform to Contractor's master schedule. In event duration times are provided by Subcontractor, it is agreed that time starts only when work areas are provided ready to receive installation in all respects, in accordance with OSHA and State safety regulations.

12 Reinforcing steel will be bundled and tagged for each pour. Any and all revisions to be described, in writing by the Architect/Engineer.

## ***EXCLUDED BY SUBCONTRACTOR AND FURNISHED BY GENERAL CONTRACTOR***

1. Cost of inspection, testing, permits and/or fees.
2. Cost of performance and/or other bonds, all penalties, or liquidated damages.
3. Inserts, sleeves, smooth dowels, or threaded reinforcing steel or rods.
4. Cleaning, cutting, straightening or rework of existing reinforcing steel.
5. cutting, drilling, grouting, dry-packing, epoxying of reinforcing steel.
6. Burning of structural steel to pass reinforcing steel.
7. Liability against loss of reinfrocing steel due to strikes, accidents, water, flood or other acts of God, and the repair or replacement of same.
8. Protection, painting, greasing or wrapping of reinforcing steel or smooth dowels.
9. Fabricated reinforcing steel, or other permanent materials.
10. OSHA requirements for exposed reinforcing steel ends.
11. All welding and mesh wrapping.
12. Field bending of any reinforcing steel.
13. Blocking, chairing and/or pulling of wire mesh.
14. Hoisting or lowering of men and materials, including pre-fabricated units.
15. Support steel and concrete accessories for reinforing steel.
16. support steel and accessories for post-tensioning manterials.
17. Any applicable sales or use taxes.
18. All splicing devices.
19. Firm, level, sub-grade at elevation shown on drawings.
20. All dead men and cables for guying if required.
21. Separate pour watchman, or safety, quality, or traffic control personnel or the added cost of composite crew clean-up peronnel.
22. Disposal or removal of trash, debris, etc.
23. Installation of masonry steel above dowels.
24. Moving or double-handling reinforcing steel from lay-down yard.
25. Protective covering of stored steel, if applicable.
26. Removal, grinding and/or patching of staples, nails, bolts or any other device used for the placement of concrete reinforcement accessories.
27. Generally, all mechanical couplers and mesh are excluded unless a price is specifically addressed for those items.
28. Beam bolsters to run longitudinally with beam bottoms.
29. Site-Specific safety tools, clothing and/or orientations to be provided or paid for by the General Contractor.

# ***EXECUTION***

NOW, THEREFORE, the Contractor accepts the above Subcontract Proposal and the Subcontractor agrees to perform the work comprehended hereunder, and the Contractor agrees to and accepts all stipulations, conditions and exclusions set set forth in the preceding.

IN WITNESS WHEREOF, both parties have executed this Agreement in the day and year as written.

| CONTRACTOR: | | SUBCONTRACTOR: | |
|---|---|---|---|
| By: | | By: | Doug Jordan |
| Title: | | Title: | Project Manager |
| Date: | | Ph: | 813-733-1987 |
| | | Date: | |

# D. T. READ STEEL CO., INC.

100 Opportunity Drive South Mills, NC 27976 Phone: (757)487-2047 Fax: (757)487-0768


**NCDOT Highway Contractor # 70211**
**DBE Certified FDOT (Florida)**
**NAICS CODE: 237310**
**EMR .71**

November 11, 2025

RE: Manatee County SEWRF - Phase B - Capacity Improvements
Brandenton, Florida

# QUOTE

D. T. Read Steel proposes to place reinforcing steel for **$841.00 per ton.**
Tie wire (black annealed wire only) for an additional **$40.00** to the unit price.
One (1) Mobilization **$3,000.00**
**.71 current MOD rate**

# SCOPE

If the **FL05** dated **01/03/25** wage determination for reinforcing ironworker is **$34.39**, the price quoted is valid; if the wage scale is different our quote is subject to change. All reinforcing steel is to be furnished, fabricated with accessories; approved shop drawings, are to be furnished by others. Full crane service, when needed, will be furnished by your company without charge to us. The rebar needs to be offloaded by others next to the intended work area, within cranes reach of the installation work area; once unloaded we will only handle the rebar one time in the act of installation or pre-fabrication. All prefabricated rebar must be prefabricated within the cranes reach of its installed location. We must have a dedicated crane when needed. If applicable, we must have a picking beam for our use, to set our prefabricated walls, etc. without charge to us. If applicable, any vertical rebar must rest on top of the finish concrete below. Any openings that the rebar is not fabricated for shall be cut or moved by others.

Your company must provide dowel templates, grade lines, and pour layout necessary to place the reinforcing steel; also, you must provide type 25 standees and slab bolsters for slab rebar mats and beams. We will need templates provided by your company for any dowels projecting out of any concrete. The rebar will be placed before any possible obstructions, forms, steel beams, anchor bolts, etc.; meaning the rebar installed will not be pulled, threaded, dragged, etc. under any obstructions. If it is practical and more efficient to prefabricate the rebar mats, beams, etc., we will need crane service to set the prefabricated items. If necessary, we may need holding rebar, brace rebar, positioning rebar, etc. and this is to be paid to us as an extra to contract at our unit rate. Any trenches, sump pits, depressed slabs, elevation changes at any location in the slabs, clearly need to be marked by others prior to placing rebar. The rebar lay-down area shall be within a crane's reach of the rebar located in that specific pour.

# D. T. READ STEEL CO., INC.

100 Opportunity Drive South Mills, NC 27976 Phone: (757)487-2047 Fax: (757)487-0768


Manatee County SEWRF - Phase B - Capacity Improvements
Brandenton, Florida

Standard typical exclusions are placing precast rebar, placing duct-bank/pipe encasement rebar, field bending rebar, testing rebar, welding, welded rebar splices, burning, cutting rebar, placing CMU masonry rebar, placing CMU masonry lintel bond beams, placing CMU masonry tie beams, making templates for dowels, placing mechanical couplers, placing smooth dowels, placing wire mesh, making supports for top mat rebar, placing pile dowels, drilling, epoxying dowels, grouting dowels, placing pile plug rebar, placing pile connection rebar, placing wall coping cap rebar, welding pile dowels, staging, scaffolding and cleaning rebar are to be done by others. If any wire mesh affiliated rebar is located within any pour areas where the wire mesh is not installed by us, others shall install any wire mesh affiliated rebar within that pour such as CMU dowels, thicken slab rebar, turn down slab rebar, opening rebar, reentrant rebar, added rebar, curb dowel rebar, etc. Any sleeves, dowel sleeves, covering rebar, placing weldable rebar, placing smooth dowels, placing stair nose rebar shall be done by others. Any men supplied for concrete pour watch shall be supplied at our hourly basis, premium time not included.

This proposal is based on a standard eight-(8) hour workday or forty-(40) hour workweek, weather permitting. D. T. Read Steel Co., Inc. will not be responsible for any overtime cost, if any overtime occurs your company shall pay for the premium. Also, we are not held liable for delays of any nature, unless due to our negligence. We include insurance, labor, chokers, and trade tools for our portion of the work. We are to be paid for any items prefabricated and stockpiled. If the rebar needs to be stockpiled on site at a specific elevation your company shall supply the necessary material and means to stockpile rebar. Dunnage supplied by you at no charge to us. If applicable, others shall cover every truck load of rebar delivered to the jobsite. Any covering of any exposed rebar that has been installed shall be covered by others. Making the rebar safe to work around, such as rebar caps, etc., shall be done by others. Any static lines, handrails, scaffolding, etc., will be in place by others before our workers enter the work area. All static lines, handrails, scaffolding etc., shall be OSHA/Job site approved. In addition, restroom facilities are to be supplied by your company.

We will cover the cost of 1 hour of job orientation. Any other job orientation, training, requirements, COVID training, vaccine testing, vaccine information training, etc. shall be paid by others at our hourly rates. Any confined space, hazmat training, or any training needed to work on this project shall be paid for by others. Also, any associated cost incurred for base access, badging or background checks shall be paid by others at our hourly rates.

We must have a copy of every rebar shipping ticket sent to us. We will bill per amount delivered as stated on the shipping tickets not the plan quantities. Any retainage withheld is to be paid within thirty (30) days after our portion of the work is completed, not after the Contractor's portion is complete. This sentence is to be included in the subcontract **(Any work-related discrepancies shall be clarified by the work scope stated in DTRSC's proposal dated 11/11/25)**.

Our hourly rate is **$75.00** per man, **$85.00** per foreman and **$95.00** per superintendent per hour. Our payment Terms = Net 30 Days and Net 15 Days for T&M or Changer Order work.

# D. T. READ STEEL CO., INC.

100 Opportunity Drive South Mills, NC 27976 Phone: (757)487-2047 Fax: (757)487-0768


Manatee County SEWRF - Phase B - Capacity Improvements
Brandenton, Florida

This proposal is valid for 30 days and is subject to the attached terms and conditions. If a Bond is needed for this contract, one can be provided for the installation portion of our contract, at the expense of the General contractor as follows and any surcharges; the bond rate will be **2.5%**. The bond rate will need to be issued as Change Order #1. Also, the total (premium) bond rate is based on the final contract value.

GOD Bless,
D. T. Read Steel Co., Inc.

_____
Donnie Read, President

J P Specialties, Inc.
P O Box 1507
Lake Elsinore, CA 92531

Quote

Invoice #: 00027903

Bill To:

PCL Civil Constructors
C/O Southern Avenue Sewer Project
7317 W Southern Avenue
Laveen, AZ 85043
USA

Ship To:

PCL Civil Constructors, Inc.
1 N. Dale Mabry Highway, Suite 300
Tampa, FL 33609
Christian - (918) 892-4110

| SALESPERSON | YOUR NO. | SHIP VIA | COL | PPD | SHIP DATE | TERMS | DATE | PG. |
|---|---|---|---|---|---|---|---|---|
| Ward, Nathaniel P | QUOTE | Prepaid | | | 12/4/2025 | 1% 10 Net 30 | 11/20/2025 | 1 |

| QTY. | ITEM NO. | DESCRIPTION | PRICE | UNIT | DISC % | EXTENDED | TX. |
|---|---|---|---|---|---|---|---|
| | | **Manatee County SEWRF – Phase B – Capacity Improvements in Bradenton, FL**<br><br>**Current Lead Time is (2) Weeks + Transit ARO**<br><br>*****Freight Becomes Prepaid at Order Subtotal of $19,000.00+**<br><br>**6" & 9" PVC WATER STOP** | | | | | |
| 3,400 | PVC638 | 6" x 3/8" x 50' Earth Shield PVC ribbed centerbulb waterstop. ***HS Tariff 3916.20.00 | $3.53 | lft | | $12,002.00 | |
| 250 | PVC938 | 9" x 3/8" x 50' Earth Shield PVC ribbed centerbulb waterstop. ***HS Tariff 3916.20.00 | $6.44 | lft | | $1,610.00 | |
| | | **CH2M Hill Waterstop Protector** | | | | | |
| 52 | 2055CH2M | CH2M Hill (Special) Stainless Steel Waterstop Protector 4-1/2" 12 gauge 304 S/S (4 lft sections) Per Specification *** This is a custom bend-to-order part. | $45.00 | lft | | $2,340.00 | |

Due to product liability all Earth Shield¨ Waterstop sales are final.

| | |
|---|---|
| Sale Amt.: | |
| Freight: | |
| Sales Tax: | |
| Total Amt.: | |
| Paid Today: | |
| Balance Due: | |

J P Specialties, Inc.
P O Box 1507
Lake Elsinore, CA 92531

Quote

Invoice #: 00027903

Bill To:

PCL Civil Constructors
C/O Southern Avenue Sewer Project
7317 W Southern Avenue
Laveen, AZ 85043
USA

Ship To:

PCL Civil Constructors, Inc.
1 N. Dale Mabry Highway, Suite 300
Tampa, FL 33609
Christian - (918) 892-4110

| SALESPERSON | YOUR NO. | SHIP VIA | COL | PPD | SHIP DATE | TERMS | DATE | PG. |
|---|---|---|---|---|---|---|---|---|
| Ward, Nathaniel P | QUOTE | Prepaid | | | 12/4/2025 | 1% 10 Net 30 | 11/20/2025 | 2 |

| QTY. | ITEM NO. | DESCRIPTION | PRICE | UNIT | DISC % | EXTENDED | TX. |
|---|---|---|---|---|---|---|---|
| | | ***HS Tariff 7308.90.90.99 | | | | | |
| 2 | NB190A | **Hydrophilic Swelling Waterstop** (200 lft [60.97 M] [8 rolls] per box) Type NB190 Profile A is a flexible, coiled strip of modified hydrophilic chloroprene rubber that swells upon contact with water to form a long lasting compression seal for concrete construction joints. 10mm x 20mm x 60.97 meters [200 lft]. | $857.14 | box | | $1,714.28 | |
| | | ***HS Tariff 2715.00.0000 | | | | | |
| 8 | NBPASTESAUS | Type NB190¨ Hydrophilic Waterstop Paste is a single-component, moisture activated hydrophilic, elastomeric sealant for use as a waterstop in new construction and repair applications. 1/4" bead yields 50 feet per 20-ounce sausage tube. | $75.12 | each | | $600.96 | |
| | | ***HS Tariff 3909.50.1000 | | | | | |
| | | **Tools / Accessories** | | | | | |
| 1 | NBGUN | Caulking Gun for Sausage | $90.00 | each | | $90.00 | |

Due to product liability all Earth Shield¨ Waterstop sales are final.

| | |
|---|---|
| Sale Amt.: | |
| Freight: | |
| Sales Tax: | |
| Total Amt.: | |
| Paid Today: | |
| Balance Due: | |

J P Specialties, Inc.
P O Box 1507
Lake Elsinore, CA 92531

Quote

Invoice #: 00027903

Bill To:

PCL Civil Constructors
C/O Southern Avenue Sewer Project
7317 W Southern Avenue
Laveen, AZ 85043
USA

Ship To:

PCL Civil Constructors, Inc.
1 N. Dale Mabry Highway, Suite 300
Tampa, FL 33609
Christian - (918) 892-4110

| SALESPERSON | YOUR NO. | SHIP VIA | COL | PPD | SHIP DATE | TERMS | DATE | PG. |
|---|---|---|---|---|---|---|---|---|
| Ward, Nathaniel P | QUOTE | Prepaid | | | 12/4/2025 | 1% 10 Net 30 | 11/20/2025 | 3 |

| QTY. | ITEM NO. | DESCRIPTION | PRICE | UNIT | DISC % | EXTENDED | TX. |
|---|---|---|---|---|---|---|---|
| 1 | 12414 | Tubes<br>JP414 Series 2 (3/4" x 4.5" x 14") large waterstop splicing iron. Includes: Peel-and-stick Teflon cover, aircraft-grade 6061 aluminum casing, built-in thermometer, oil-resistant outdoor-use power cord, ergonomic grip, and high-temperature (1000 watts) sealed cartridge heaters. (115 volt.)<br>***HS Tariff 8515.19.0000 | $436.97 | each | | $436.97 | |
| 1 | 12418 | Die-cut to fit JP414 Series 2. Peel & Stick Teflon Covers provide a non-stick surface for JP Waterstop Splicing Irons.<br>***HS Tariff 7019.40.0000 | $20.24 | each | | $20.24 | |
| 1 | 12010 | ST-10 Series 2 Waterstop Splicing Table is an easy-to-use tool designed to mechanically weld thermoplastic waterstops (adjusts up to 12" wide). Saves time and money, while providing high-quality mechanical field welds. (includes instruction manual, shims, & tool kit.) (no welding iron included).HS Tariff | $2,500.61 | each | | $2,500.61 | |

Due to product liability all Earth Shield¨ Waterstop sales are final.

| | |
|---|---|
| Sale Amt.: | |
| Freight: | |
| Sales Tax: | |
| Total Amt.: | |
| Paid Today: | |
| Balance Due: | |

Ring Power CAT

CAT Power Systems

**Your North and Central Florida Caterpillar Dealer**

| ST. AUGUSTINE | TALLAHASSEE | OCALA | ORLANDO | TAMPA |
|---|---|---|---|---|
| 500 World Commerce Prkwy | 32000 Blue Star Hwy | 6202 N US 301/441 | 9901 Ringhaver Dr. | 10421 Fern Hill Dr |
| St. Augustine, FL 32092 | Midway, FL 32343 | Ocala, FL 34475 | Orlando, FL 32824 | Riverview, FL 33578 |
| **904-737-7730** | **850-562-1622** | **352-732-4600** | **407-855-6195** | **813-671-3700** |

***SALES*** ***SERVICE*** ***PARTS*** ***LEASING*** ***RENTALS***

# QUOTATION / SALES AGREEMENT / SECURITY AGREEMENT

DATE: **5/21/2026**

QUOTATION NO: **LP-31586443-2-26**

CUSTOMER NAME: **BL Smith Electric**
ADDRESS:
CITY/STATE/ZIP: , **FL**
PHONE:

ESTIMATED SHIPPING LEAD TIME: **104 Weeks ADA**
SHIPPING VIA/FOB: **Truck/Jobsite**
ESTIMATED SUBMITTAL LEAD TIME: **6-8 Weeks**
JOBSITE ADDRESS: **3331 Lena Road**
CITY/STATE/ZIP: **Bradenton FL 34211-####**
PROJECT NAME: **MANATEE SERWRF CAPACITY IMPROVEMENTS**

***TERMS:*** *Full payment is due from buyer within 10 days of delivery or pickup of the equipment.*

| DESCRIPTION OF MATERIAL | UNIT PRICE | EXTENSION |
|---|---|---|
| **Please ensure quote meets your expectations.** | | |
| Two (2) New Caterpillar Diesel Generator – Model 3512C, rated 1500kW/1875kVA Standby at .8 PF, 277/480 Volts, 3 Phase, 4 Wire, 60Hz at 1800 RPM, with the following options:<br>• EPA Tier 2 Certified Engine, Caterpillar model 3512C<br>• UL 2200 Listed Genset, NFPA 110 alarms<br>• Main UL Electrically operated circuit breaker, 3 Pole, 2500 Amp, generator mounted, LSI<br>• ECS 200 On-Board Paralleling Control panel with safety shutdowns, Engine controls and metering<br>• 105 degrees C rise generator with voltage regulator, PMG excitation<br>• ADEM electronic governor<br>• Jacket water heater<br>• Battery charger | | |

Quotation Accepted By: _____Date: _____Tax No.: _____

Customer: _____Salesman's Signature: Lydon Perkins

Lydon Perkins, EP Sales. Central Florida

**TERMS**

- This offer to sell is made subject to buyer's acceptance within ten (10) days from this date (noted above).
- All quoted prices are subject to change without notice. Those in effect on the date of shipment shall prevail.
- Subject to credit approval.
- Used equipment is subject to prior sale.
- A 25% restocking fee will be assessed for all canceled orders or returned materials.
- No retainage to be withheld. Ring Power Systems is an equipment supplier and is not a sub-contractor. Our terms are Net 10 days.
- No sales tax is included.
- Buyer grants to seller a security interest in all equipment as described in this agreement until such time as payment is made in full in accordance with the terms and conditions of this agreement and in accord with the seller's credit application.
- Ring Power requires a purchase order to secure this sales agreement.

| DESCRIPTION OF MATERIAL | UNIT PRICE | EXTENSION |
|---|---|---|
| • Generator space heater<br>• Batteries, lead acid<br>• 2 Year / 1000-hour Caterpillar Limited Warranty<br>• Prestart inspection, Startup, test alarms, Customer Training – 3 Days<br>• 4-hour load test conducted on site, resistive - 1 Day<br>• Switchgear Integration and sequence testing Assistance – 3 Days<br>• Two (2) Sets of Spare Filters and Belts<br><br>Generator Set Enclosure and Sub-Base Tank Package<br>• Two (2) UL142 8300-gallon double wall tank – 7595-gallons usable fuel (when tank is filled to 90%) - 72 hours of usable fuel at 100% load<br>  • FDEP Required Vents, Fuel level & leak switches<br>  • Exterior fill with spill containment<br>  • Activated zinc epoxy primer, high-build epoxy intermediate coat, polyurethane topcoat with zinc phosphate<br>  • Finish Color: Phoenix Products' premium light gray<br>• Two (2) Weather protective, Sound attenuated, Aluminum Enclosure, Walk-in Design<br>  • Interior Stainless Steel Super Critical Grade Silencer<br>  • PE Certified to 160 MPH wind load<br>  • Electrical Package - 100A Load Center 120/208 VAC, Lights, Receptacles<br>  • Sound attenuated - 25 dB(A) reduction at 1 meter<br>  • Hooded intake with bird / rodent screen<br>  • Hooded discharge with gravity dampers and bird / rodent screen<br>  • Four (4) single access doors<br>  • Stainless steel, padlockable handles and aluminum continuous piano hinges<br>  • Color: standard polar white (color change available for additional cost)<br>  • Florida Department of Business and Professional Regulation Insignia<br>• Free-Standing Stair Package – Aluminum Construction<br>  • Three (3) 290" cumulative length x 42" wide platforms with One (1) stair set | | |
| Total NET for above | | $ 2,017,200.00 |

***Recent changes in North American trade policies have introduced new tariffs on various imported goods. Specifically, the U.S. has imposed a 25% tariff on imports from Canada and Mexico, affecting products that do not meet the United States-Mexico-Canada Agreement (USMCA) origin rules. Additionally, certain Canadian imports, including energy products, face a separate 10% tariff.***

***We are actively monitoring the situation and working to mitigate any potential disruptions to ensure we continue to provide high-quality products and services to our customers. In some instances, it may be necessary for Ring Power to pass along these increased costs and will communicate the potential impact as soon as reasonably known. We appreciate your understanding and support as we navigate these changes***

**Clarifications:**

Enclosure package is designed and constructed to meet the requirements of an on-site UL2200 field evaluation (by others). The combination of this enclosure and UL listed stationary engine generator assembly will require additional evaluation and/or testing per UL2200. The electrical equipment systems are intended for installation in accordance with ANSI/NFPA 70, "National Electrical Code". The authority having jurisdiction accepting the final inspection shall determine if tests are to be conducted since no testing for this combination of enclosure and engine generator assembly has been conducted nor represented by UL.

**Notes:**

1. Sales tax is not included.
2. Pricing includes start-up, testing, and customer training.
3. Audio and video recording of training is not permitted.

| DESCRIPTION OF MATERIAL | UNIT PRICE | EXTENSION |
|---|---|---|

4. All labor is assumed during standard working hours (Mon–Fri, 8:00 AM–5:00 PM); after-hours labor will incur additional charges.
5. Equipment provided is limited to the Bill of Materials (BOM) and scope described in this proposal. Exceptions apply to any specifications or drawings not available at the time of quotation.
6. Generators that come with an 800-amp breaker or larger are supplied with buss bar, Lugs are by others.
7. For fuel tanks over 550 Gallons, it is the Contractor or Owners responsibility to notify the appropriate State, and/or local regulatory agencies prior to delivery of the fuel storage tank so that it can be inspected prior to fueling. The FDEP Registration form will be provided in the Ring Power Submittal. Per FDEP Breach of Integrity Testing Guidance, tanks will ship from the factory with a vacuum/gauge installed. On-site testing is not included.
8. Pricing assumes that the generator and ATS will be commissioned at the same time under a single mobilization, separate commissioning to be performed at additional cost.
9. Warranty coverage for non-Caterpillar equipment begins upon shipment from the original manufacturer.
10. Installation, labor, conduit, wire, equipment offloading, anchor bolts, pads, fuel, and fuel piping are not included.
11. Specialized testing (NETA, infrared, emissions, etc.) is excluded unless specifically listed in this proposal.
12. Coordination studies, arc flash analysis, and protective settings are excluded. Relay and circuit breaker settings must be determined and implemented by others.
13. Ring Power Corporation does not participate in Contractor Controlled Insurance Programs (CCIP).
14. **Equipment will not be released for production until Ring Power receives both a signed sales agreement and approved submittals from the customer. This process ensures delivery of equipment aligned with project needs.** For any assistance, please contact your Ring Power sales representative.
15. Under no circumstances does Ring Power accept any flow down provisions without specific written agreement between Ring Power and Buyer.

Thank you for considering Ring Power Systems for your equipment needs

Lydon Perkins
*Lydon Perkins*
Ring Power Systems, Electric Power Sales Central Florida
813 230 2181 Cell
Lydon.Perkins@ringpower.com

Ring Power CAT

CAT Power Systems

**Your North and Central Florida Caterpillar Dealer**

| ST. AUGUSTINE | TALLAHASSEE | OCALA | ORLANDO | TAMPA |
|---|---|---|---|---|
| 500 World Commerce Prkwy | 32000 Blue Star Hwy | 6202 N US 301/441 | 9901 Ringhaver Dr. | 10421 Fern Hill Dr |
| St. Augustine, FL 32092 | Midway, FL 32343 | Ocala, FL 34475 | Orlando, FL 32824 | Riverview, FL 33578 |
| **904-737-7730** | **850-562-1622** | **352-732-4600** | **407-855-6195** | **813-671-3700** |

***SALES*** ***SERVICE*** ***PARTS*** ***LEASING*** ***RENTALS***

# QUOTATION / SALES AGREEMENT / SECURITY AGREEMENT

DATE: **5/21/2026**

QUOTATION NO: **LP-31586443-2-26**

CUSTOMER NAME: **BL Smith Electric**
ADDRESS:
CITY/STATE/ZIP: , **FL**
PHONE:

ESTIMATED SHIPPING LEAD TIME: **50-55 Weeks ADA**
SHIPPING VIA/FOB: **Truck/Jobsite**
ESTIMATED SUBMITTAL LEAD TIME: **6-8 Weeks**
JOBSITE ADDRESS: **3331 Lena Road**
CITY/STATE/ZIP: **Bradenton FL 34211-####**
PROJECT NAME: **MANATEE SERWRF CAPACITY IMPROVEMENTS**

***TERMS:*** *Full payment is due from buyer within 10 days of delivery or pickup of the equipment.*

| DESCRIPTION OF MATERIAL | UNIT PRICE | EXTENSION |
|---|---|---|
| **Please ensure quote meets your expectations.** | | |
| Two (2) New Caterpillar Diesel Generator – Model C32B, rated 1500kW/1875kVA Standby at .8 PF, 277/480 Volts, 3 Phase, 4 Wire, 60Hz at 1800 RPM, with the following options:<br>• EPA Tier 2 Certified Engine, Caterpillar model C32B<br>• UL 2200 Listed Genset, NFPA 110 alarms<br>• Main UL Electrically operated circuit breaker, 3 Pole, 2500 Amp, generator mounted, LSI<br>• ECS 200 On-Board Paralleling Control panel with safety shutdowns, Engine controls and metering<br>• 105 degrees C rise generator with voltage regulator, PMG excitation<br>• ADEM electronic governor<br>• Jacket water heater<br>• Battery charger | | |

Quotation Accepted By: _____Date: _____Tax No.: _____

Customer: _____Salesman's Signature: Lydon Perkins

Lydon Perkins, EP Sales. Central Florida

**TERMS**

- This offer to sell is made subject to buyer's acceptance within ten (10) days from this date (noted above).
- All quoted prices are subject to change without notice. Those in effect on the date of shipment shall prevail.
- Subject to credit approval.
- Used equipment is subject to prior sale.
- A 25% restocking fee will be assessed for all canceled orders or returned materials.
- No retainage to be withheld. Ring Power Systems is an equipment supplier and is not a sub-contractor. Our terms are Net 10 days.
- No sales tax is included.
- Buyer grants to seller a security interest in all equipment as described in this agreement until such time as payment is made in full in accordance with the terms and conditions of this agreement and in accord with the seller's credit application.
- Ring Power requires a purchase order to secure this sales agreement.

| DESCRIPTION OF MATERIAL | UNIT PRICE | EXTENSION |
|---|---|---|
| • Generator space heater<br>• Batteries, lead acid<br>• 5 Year / 2500-hour Caterpillar Platinum Extended Service Coverage<br>• Prestart inspection, Startup, test alarms, Customer Training – 3 Days<br>• 4-hour load test conducted on site, resistive - 1 Day<br>• Switchgear Integration and sequence testing Assistance – 3 Days<br>• Two (2) Sets of Spare Filters and Belts<br><br>Generator Set Enclosure and Sub-Base Tank Package<br>• Two (2) UL142 8100-gallon double wall tank – 7394-gallons usable fuel (when tank is filled to 90%) - 72 hours of usable fuel at 100% load<br>  • FDEP Required Vents, Fuel level & leak switches<br>  • Exterior fill with spill containment<br>  • Activated zinc epoxy primer, high-build epoxy intermediate coat, polyurethane topcoat with zinc phosphate<br>  • Finish Color: Phoenix Products' premium light gray<br>• Two (2) Weather protective, Sound attenuated, Aluminum Enclosure, Walk-in Design<br>  • Interior Stainless Steel Super Critical Grade Silencer<br>  • PE Certified to 160 MPH wind load<br>  • Electrical Package - 100A Load Center 120/208 VAC, Lights, Receptacles<br>  • Sound attenuated - 25 dB(A) reduction at 1 meter<br>  • Hooded intake with bird / rodent screen<br>  • Hooded discharge with gravity dampers and bird / rodent screen<br>  • Four (4) single access doors<br>  • Stainless steel, padlockable handles and aluminum continuous piano hinges<br>  • Color: standard polar white (color change available for additional cost)<br>  • Florida Department of Business and Professional Regulation Insignia<br>• Free-Standing Stair Package – Aluminum Construction<br>  • Three (3) 290" cumulative length x 42" wide platforms with One (1) stair set | | |
| Total NET for above | | $ 1,796,950.00 |

***Recent changes in North American trade policies have introduced new tariffs on various imported goods. Specifically, the U.S. has imposed a 25% tariff on imports from Canada and Mexico, affecting products that do not meet the United States-Mexico-Canada Agreement (USMCA) origin rules. Additionally, certain Canadian imports, including energy products, face a separate 10% tariff.***

***We are actively monitoring the situation and working to mitigate any potential disruptions to ensure we continue to provide high-quality products and services to our customers. In some instances, it may be necessary for Ring Power to pass along these increased costs and will communicate the potential impact as soon as reasonably known. We appreciate your understanding and support as we navigate these changes***

**Clarifications:**

Enclosure package is designed and constructed to meet the requirements of an on-site UL2200 field evaluation (by others). The combination of this enclosure and UL listed stationary engine generator assembly will require additional evaluation and/or testing per UL2200. The electrical equipment systems are intended for installation in accordance with ANSI/NFPA 70, "National Electrical Code". The authority having jurisdiction accepting the final inspection shall determine if tests are to be conducted since no testing for this combination of enclosure and engine generator assembly has been conducted nor represented by UL.

**Notes:**

1. Sales tax is not included.
2. Pricing includes start-up, testing, and customer training.
3. Audio and video recording of training is not permitted.

| DESCRIPTION OF MATERIAL | UNIT PRICE | EXTENSION |
|---|---|---|

4. All labor is assumed during standard working hours (Mon–Fri, 8:00 AM–5:00 PM); after-hours labor will incur additional charges.
5. Equipment provided is limited to the Bill of Materials (BOM) and scope described in this proposal. Exceptions apply to any specifications or drawings not available at the time of quotation.
6. Generators that come with an 800-amp breaker or larger are supplied with buss bar, Lugs are by others.
7. For fuel tanks over 550 Gallons, it is the Contractor or Owners responsibility to notify the appropriate State, and/or local regulatory agencies prior to delivery of the fuel storage tank so that it can be inspected prior to fueling. The FDEP Registration form will be provided in the Ring Power Submittal. Per FDEP Breach of Integrity Testing Guidance, tanks will ship from the factory with a vacuum/gauge installed. On-site testing is not included.
8. Pricing assumes that the generator and ATS will be commissioned at the same time under a single mobilization, separate commissioning to be performed at additional cost.
9. Warranty coverage for non-Caterpillar equipment begins upon shipment from the original manufacturer.
10. Installation, labor, conduit, wire, equipment offloading, anchor bolts, pads, fuel, and fuel piping are not included.
11. Specialized testing (NETA, infrared, emissions, etc.) is excluded unless specifically listed in this proposal.
12. Coordination studies, arc flash analysis, and protective settings are excluded. Relay and circuit breaker settings must be determined and implemented by others.
13. Ring Power Corporation does not participate in Contractor Controlled Insurance Programs (CCIP).
14. **Equipment will not be released for production until Ring Power receives both a signed sales agreement and approved submittals from the customer. This process ensures delivery of equipment aligned with project needs.** For any assistance, please contact your Ring Power sales representative.
15. Under no circumstances does Ring Power accept any flow down provisions without specific written agreement between Ring Power and Buyer.

Thank you for considering Ring Power Systems for your equipment needs

Lydon Perkins
*Lydon Perkins*
Ring Power Systems, Electric Power Sales Central Florida
813 230 2181 Cell
Lydon.Perkins@ringpower.com

Ring Power CAT

CAT Power Systems

**Your North and Central Florida Caterpillar Dealer**

| ST. AUGUSTINE | TALLAHASSEE | OCALA | ORLANDO | TAMPA |
|---|---|---|---|---|
| 500 World Commerce Prkwy | 32000 Blue Star Hwy | 6202 N US 301/441 | 9901 Ringhaver Dr. | 10421 Fern Hill Dr |
| St. Augustine, FL 32092 | Midway, FL 32343 | Ocala, FL 34475 | Orlando, FL 32824 | Riverview, FL 33578 |
| **904-737-7730** | **850-562-1622** | **352-732-4600** | **407-855-6195** | **813-671-3700** |

***SALES*** ***SERVICE*** ***PARTS*** ***LEASING*** ***RENTALS***

# QUOTATION / SALES AGREEMENT / SECURITY AGREEMENT

DATE: **5/21/2026**

QUOTATION NO: **LP-31586443-2-26**

CUSTOMER NAME: **BL Smith Electric**
ADDRESS:
CITY/STATE/ZIP: , **FL**
PHONE:

ESTIMATED SHIPPING LEAD TIME: **50-55 Weeks ADA**
SHIPPING VIA/FOB: **Truck/Jobsite**
ESTIMATED SUBMITTAL LEAD TIME: **6-8 Weeks**
JOBSITE ADDRESS: **3331 Lena Road**
CITY/STATE/ZIP: **Bradenton FL 34211-####**
PROJECT NAME: **MANATEE SERWRF CAPACITY IMPROVEMENTS**

***TERMS:*** *Full payment is due from buyer within 10 days of delivery or pickup of the equipment.*

| DESCRIPTION OF MATERIAL | UNIT PRICE | EXTENSION |
|---|---|---|
| **Please ensure quote meets your expectations.** | | |
| Two (2) New Caterpillar Diesel Generator – Model C32B, rated 1500kW/1875kVA Standby at .8 PF, 277/480 Volts, 3 Phase, 4 Wire, 60Hz at 1800 RPM, with the following options:<br>• EPA Tier 2 Certified Engine, Caterpillar model C32B<br>• UL 2200 Listed Genset, NFPA 110 alarms<br>• Main UL Electrically operated circuit breaker, 3 Pole, 2500 Amp, generator mounted, LSI<br>• ECS 200 On-Board Paralleling Control panel with safety shutdowns, Engine controls and metering<br>• 105 degrees C rise generator with voltage regulator, PMG excitation<br>• ADEM electronic governor<br>• Jacket water heater<br>• Battery charger | | |

Quotation Accepted By: _____Date: _____Tax No.: _____

Customer: _____Salesman's Signature: Lydon Perkins

Lydon Perkins, EP Sales. Central Florida

**TERMS**

- This offer to sell is made subject to buyer's acceptance within ten (10) days from this date (noted above).
- All quoted prices are subject to change without notice. Those in effect on the date of shipment shall prevail.
- Subject to credit approval.
- Used equipment is subject to prior sale.
- A 25% restocking fee will be assessed for all canceled orders or returned materials.
- No retainage to be withheld. Ring Power Systems is an equipment supplier and is not a sub-contractor. Our terms are Net 10 days.
- No sales tax is included.
- Buyer grants to seller a security interest in all equipment as described in this agreement until such time as payment is made in full in accordance with the terms and conditions of this agreement and in accord with the seller's credit application.
- Ring Power requires a purchase order to secure this sales agreement.

| DESCRIPTION OF MATERIAL | UNIT PRICE | EXTENSION |
|---|---|---|
| • Generator space heater<br>• Batteries, lead acid<br>• 5 Year / 2500-hour Caterpillar Platinum Extended Service Coverage<br>• Prestart inspection, Startup, test alarms, Customer Training – 3 Days<br>• 4-hour load test conducted on site, resistive - 1 Day<br>• Switchgear Integration and sequence testing Assistance – 3 Days<br>• Two (2) Sets of Spare Filters and Belts<br><br>Generator Set Enclosure and Sub-Base Tank Package<br>• Two (2) UL142 8100-gallon double wall tank – 7394-gallons usable fuel (when tank is filled to 90%) - 72 hours of usable fuel at 100% load<br>  • FDEP Required Vents, Fuel level & leak switches<br>  • Exterior fill with spill containment<br>  • Activated zinc epoxy primer, high-build epoxy intermediate coat, polyurethane topcoat with zinc phosphate<br>  • Finish Color: Phoenix Products' premium light gray<br>• Two (2) Weather protective, Sound attenuated, Aluminum Enclosure, Walk-in Design<br>  • Interior Stainless Steel Super Critical Grade Silencer<br>  • PE Certified to 160 MPH wind load<br>  • Electrical Package - 100A Load Center 120/208 VAC, Lights, Receptacles<br>  • Sound attenuated - 25 dB(A) reduction at 1 meter<br>  • Hooded intake with bird / rodent screen<br>  • Hooded discharge with gravity dampers and bird / rodent screen<br>  • Four (4) single access doors<br>  • Stainless steel, padlockable handles and aluminum continuous piano hinges<br>  • Color: standard polar white (color change available for additional cost)<br>  • Florida Department of Business and Professional Regulation Insignia<br>• Free-Standing Stair Package – Aluminum Construction<br>  • Three (3) 290" cumulative length x 42" wide platforms with One (1) stair set | | |
| Total NET for above | | $ 1,796,950.00 |

***Recent changes in North American trade policies have introduced new tariffs on various imported goods. Specifically, the U.S. has imposed a 25% tariff on imports from Canada and Mexico, affecting products that do not meet the United States-Mexico-Canada Agreement (USMCA) origin rules. Additionally, certain Canadian imports, including energy products, face a separate 10% tariff.***

***We are actively monitoring the situation and working to mitigate any potential disruptions to ensure we continue to provide high-quality products and services to our customers. In some instances, it may be necessary for Ring Power to pass along these increased costs and will communicate the potential impact as soon as reasonably known. We appreciate your understanding and support as we navigate these changes***

**Clarifications:**

Enclosure package is designed and constructed to meet the requirements of an on-site UL2200 field evaluation (by others). The combination of this enclosure and UL listed stationary engine generator assembly will require additional evaluation and/or testing per UL2200. The electrical equipment systems are intended for installation in accordance with ANSI/NFPA 70, "National Electrical Code". The authority having jurisdiction accepting the final inspection shall determine if tests are to be conducted since no testing for this combination of enclosure and engine generator assembly has been conducted nor represented by UL.

**Notes:**

1. Sales tax is not included.
2. Pricing includes start-up, testing, and customer training.
3. Audio and video recording of training is not permitted.

| DESCRIPTION OF MATERIAL | UNIT PRICE | EXTENSION |
|---|---|---|

4. All labor is assumed during standard working hours (Mon–Fri, 8:00 AM–5:00 PM); after-hours labor will incur additional charges.
5. Equipment provided is limited to the Bill of Materials (BOM) and scope described in this proposal. Exceptions apply to any specifications or drawings not available at the time of quotation.
6. Generators that come with an 800-amp breaker or larger are supplied with buss bar, Lugs are by others.
7. For fuel tanks over 550 Gallons, it is the Contractor or Owners responsibility to notify the appropriate State, and/or local regulatory agencies prior to delivery of the fuel storage tank so that it can be inspected prior to fueling. The FDEP Registration form will be provided in the Ring Power Submittal. Per FDEP Breach of Integrity Testing Guidance, tanks will ship from the factory with a vacuum/gauge installed. On-site testing is not included.
8. Pricing assumes that the generator and ATS will be commissioned at the same time under a single mobilization, separate commissioning to be performed at additional cost.
9. Warranty coverage for non-Caterpillar equipment begins upon shipment from the original manufacturer.
10. Installation, labor, conduit, wire, equipment offloading, anchor bolts, pads, fuel, and fuel piping are not included.
11. Specialized testing (NETA, infrared, emissions, etc.) is excluded unless specifically listed in this proposal.
12. Coordination studies, arc flash analysis, and protective settings are excluded. Relay and circuit breaker settings must be determined and implemented by others.
13. Ring Power Corporation does not participate in Contractor Controlled Insurance Programs (CCIP).
14. **Equipment will not be released for production until Ring Power receives both a signed sales agreement and approved submittals from the customer. This process ensures delivery of equipment aligned with project needs.** For any assistance, please contact your Ring Power sales representative.
15. Under no circumstances does Ring Power accept any flow down provisions without specific written agreement between Ring Power and Buyer.

Thank you for considering Ring Power Systems for your equipment needs

Lydon Perkins
*Lydon Perkins*
Ring Power Systems, Electric Power Sales Central Florida
813 230 2181 Cell
Lydon.Perkins@ringpower.com

Ring Power CAT

CAT Power Systems

**Your North and Central Florida Caterpillar Dealer**

| ST. AUGUSTINE | TALLAHASSEE | OCALA | ORLANDO | TAMPA |
|---|---|---|---|---|
| 500 World Commerce Prkwy | 32000 Blue Star Hwy | 6202 N US 301/441 | 9901 Ringhaver Dr. | 10421 Fern Hill Dr |
| St. Augustine, FL 32092 | Midway, FL 32343 | Ocala, FL 34475 | Orlando, FL 32824 | Riverview, FL 33578 |
| **904-737-7730** | **850-562-1622** | **352-732-4600** | **407-855-6195** | **813-671-3700** |

***SALES*** ***SERVICE*** ***PARTS*** ***LEASING*** ***RENTALS***

# QUOTATION / SALES AGREEMENT / SECURITY AGREEMENT

DATE: **5/21/2026**

QUOTATION NO: **LP-31586443-2-26**

CUSTOMER NAME: **BL Smith Electric**
ADDRESS:
CITY/STATE/ZIP: , **FL**
PHONE:

ESTIMATED SHIPPING LEAD TIME: **104 Weeks ADA**
SHIPPING VIA/FOB: **Truck/Jobsite**
ESTIMATED SUBMITTAL LEAD TIME: **6-8 Weeks**
JOBSITE ADDRESS: **3331 Lena Road**
CITY/STATE/ZIP: **Bradenton FL 34211-####**
PROJECT NAME: **MANATEE SERWRF CAPACITY IMPROVEMENTS**

***TERMS:*** *Full payment is due from buyer within 10 days of delivery or pickup of the equipment.*

| DESCRIPTION OF MATERIAL | UNIT PRICE | EXTENSION |
|---|---|---|
| **Please ensure quote meets your expectations.** | | |
| Two (2) New Caterpillar Diesel Generator – Model 3512C, rated 1500kW/1875kVA Standby at .8 PF, 277/480 Volts, 3 Phase, 4 Wire, 60Hz at 1800 RPM, with the following options:<br>• EPA Tier 2 Certified Engine, Caterpillar model 3512C<br>• UL 2200 Listed Genset, NFPA 110 alarms<br>• Main UL Electrically operated circuit breaker, 3 Pole, 2500 Amp, generator mounted, LSI<br>• ECS 200 On-Board Paralleling Control panel with safety shutdowns, Engine controls and metering<br>• 105 degrees C rise generator with voltage regulator, PMG excitation<br>• ADEM electronic governor<br>• Jacket water heater<br>• Battery charger | | |

Quotation Accepted By: _____Date: _____Tax No.: _____

Customer: _____Salesman's Signature: Lydon Perkins

Lydon Perkins, EP Sales. Central Florida

**TERMS**

- This offer to sell is made subject to buyer's acceptance within ten (10) days from this date (noted above).
- All quoted prices are subject to change without notice. Those in effect on the date of shipment shall prevail.
- Subject to credit approval.
- Used equipment is subject to prior sale.
- A 25% restocking fee will be assessed for all canceled orders or returned materials.
- No retainage to be withheld. Ring Power Systems is an equipment supplier and is not a sub-contractor. Our terms are Net 10 days.
- No sales tax is included.
- Buyer grants to seller a security interest in all equipment as described in this agreement until such time as payment is made in full in accordance with the terms and conditions of this agreement and in accord with the seller's credit application.
- Ring Power requires a purchase order to secure this sales agreement.

| DESCRIPTION OF MATERIAL | UNIT PRICE | EXTENSION |
|---|---|---|
| • Generator space heater<br>• Batteries, lead acid<br>• 2 Year / 1000-hour Caterpillar Limited Warranty<br>• Prestart inspection, Startup, test alarms, Customer Training – 3 Days<br>• 4-hour load test conducted on site, resistive - 1 Day<br>• Switchgear Integration and sequence testing Assistance – 3 Days<br>• Two (2) Sets of Spare Filters and Belts<br><br>Generator Set Enclosure and Sub-Base Tank Package<br>• Two (2) UL142 8300-gallon double wall tank – 7595-gallons usable fuel (when tank is filled to 90%) - 72 hours of usable fuel at 100% load<br>  • FDEP Required Vents, Fuel level & leak switches<br>  • Exterior fill with spill containment<br>  • Activated zinc epoxy primer, high-build epoxy intermediate coat, polyurethane topcoat with zinc phosphate<br>  • Finish Color: Phoenix Products' premium light gray<br>• Two (2) Weather protective, Sound attenuated, Aluminum Enclosure, Walk-in Design<br>  • Interior Stainless Steel Super Critical Grade Silencer<br>  • PE Certified to 160 MPH wind load<br>  • Electrical Package - 100A Load Center 120/208 VAC, Lights, Receptacles<br>  • Sound attenuated - 25 dB(A) reduction at 1 meter<br>  • Hooded intake with bird / rodent screen<br>  • Hooded discharge with gravity dampers and bird / rodent screen<br>  • Four (4) single access doors<br>  • Stainless steel, padlockable handles and aluminum continuous piano hinges<br>  • Color: standard polar white (color change available for additional cost)<br>  • Florida Department of Business and Professional Regulation Insignia<br>• Free-Standing Stair Package – Aluminum Construction<br>  • Three (3) 290" cumulative length x 42" wide platforms with One (1) stair set | | |
| Total NET for above | | $ 2,017,200.00 |

***Recent changes in North American trade policies have introduced new tariffs on various imported goods. Specifically, the U.S. has imposed a 25% tariff on imports from Canada and Mexico, affecting products that do not meet the United States-Mexico-Canada Agreement (USMCA) origin rules. Additionally, certain Canadian imports, including energy products, face a separate 10% tariff.***

***We are actively monitoring the situation and working to mitigate any potential disruptions to ensure we continue to provide high-quality products and services to our customers. In some instances, it may be necessary for Ring Power to pass along these increased costs and will communicate the potential impact as soon as reasonably known. We appreciate your understanding and support as we navigate these changes***

**Clarifications:**

Enclosure package is designed and constructed to meet the requirements of an on-site UL2200 field evaluation (by others). The combination of this enclosure and UL listed stationary engine generator assembly will require additional evaluation and/or testing per UL2200. The electrical equipment systems are intended for installation in accordance with ANSI/NFPA 70, "National Electrical Code". The authority having jurisdiction accepting the final inspection shall determine if tests are to be conducted since no testing for this combination of enclosure and engine generator assembly has been conducted nor represented by UL.

**Notes:**

1. Sales tax is not included.
2. Pricing includes start-up, testing, and customer training.
3. Audio and video recording of training is not permitted.

| DESCRIPTION OF MATERIAL | UNIT PRICE | EXTENSION |
|---|---|---|

4. All labor is assumed during standard working hours (Mon–Fri, 8:00 AM–5:00 PM); after-hours labor will incur additional charges.
5. Equipment provided is limited to the Bill of Materials (BOM) and scope described in this proposal. Exceptions apply to any specifications or drawings not available at the time of quotation.
6. Generators that come with an 800-amp breaker or larger are supplied with buss bar, Lugs are by others.
7. For fuel tanks over 550 Gallons, it is the Contractor or Owners responsibility to notify the appropriate State, and/or local regulatory agencies prior to delivery of the fuel storage tank so that it can be inspected prior to fueling. The FDEP Registration form will be provided in the Ring Power Submittal. Per FDEP Breach of Integrity Testing Guidance, tanks will ship from the factory with a vacuum/gauge installed. On-site testing is not included.
8. Pricing assumes that the generator and ATS will be commissioned at the same time under a single mobilization, separate commissioning to be performed at additional cost.
9. Warranty coverage for non-Caterpillar equipment begins upon shipment from the original manufacturer.
10. Installation, labor, conduit, wire, equipment offloading, anchor bolts, pads, fuel, and fuel piping are not included.
11. Specialized testing (NETA, infrared, emissions, etc.) is excluded unless specifically listed in this proposal.
12. Coordination studies, arc flash analysis, and protective settings are excluded. Relay and circuit breaker settings must be determined and implemented by others.
13. Ring Power Corporation does not participate in Contractor Controlled Insurance Programs (CCIP).
14. **Equipment will not be released for production until Ring Power receives both a signed sales agreement and approved submittals from the customer. This process ensures delivery of equipment aligned with project needs.** For any assistance, please contact your Ring Power sales representative.
15. Under no circumstances does Ring Power accept any flow down provisions without specific written agreement between Ring Power and Buyer.

Thank you for considering Ring Power Systems for your equipment needs

Lydon Perkins
*Lydon Perkins*
Ring Power Systems, Electric Power Sales Central Florida
813 230 2181 Cell
Lydon.Perkins@ringpower.com

# Manatee County SERWRF Capacity

## Estimate Proposal 64-5




**Prepared By**
Maria Alejandrina Pinto
PM&A Contractors Corp
mpinto@pmacontractors.com
16596 Mangrove Is Ave, Land O' Lakes, FL 34638, USA

**Prepared For**
Rebecca Krassnoski
PCL Construction
(352) 398-2911
rkrassnoski@pcl.com
1 N. Dale Mabry Highway, Suite 300, Tampa, FL 33609

PM&A Contractors Corp

# Estimate Proposal 64-5

Due Days 30

**DRAFT**

| DESCRIPTION | TOTAL |
|---|---|
| **SERWRF (MAY)** | $134,329.16 |
| **Demo** | $13,052.64 |
| Demo oil waste storage building | |
| **Electrical building** | $121,276.52 |
| **Concrete slab** | $15,895.03 |
| Concrete slab<br>8" thick CIP slab-on-grade reinforced with #5 bars spaced at 8" on center each way, centered in slab. T.O.C. = 38.5" | |
| Slab control joint | |
| Equipment pad type E<br>4" Housekeeping pad | |
| **CMU Wall** | $58,028.71 |
| CMU Wall<br>8"x8"x16" load-bearing reinforced CMU wall with 9-gauge galvanized horizontal truss-type, two-wire reinforcement at 16" o.c. vertically. Install foamed-in-place masonry insulation in all non-grouted cells. Provide flush head joints and concave horizontal joints | |
| CMU control joint | |
| Install drainage vents at every head joint<br>Provide Cell Vent or approved equal drainage vent inserted at 16" O/c in open head joint. Color gray - Mortar Net Solutions | |
| **Roof** | $28,493.42 |
| Sloped concrete roof<br>from 8" to 12". Sloped CIP roof slab reinforced with #5 bars @12" O.C., #5 @8" O.C. where noted, aligned with slope direction. | |
| 1/2" cover board | |
| 3" rigid insulation R=19 | |
| TPO roof membrane | |
| Roof control joint | |
| 5" aluminum gutter | |
| 3" x 4" aluminum downspout | |
| Aluminum drip edge | |
| **Ceiling** | $7,397.46 |
| 2x2 Suspended ceiling system<br>@9" | |
| **Paint & finishes** | $11,461.90 |
| Paint | |

| | |
|---|---|
| **TOTAL** | **$134,329.16** |

The above specifications, costs, and terms are hereby accepted.

**CUSTOMER'S SIGNATURE** **DATE**

Outlook

## Manatee County Southeast Regional WRF Phase B Capacity and Improvements

**From** tthomas@weberglassinc.com <tthomas@weberglassinc.com>
**Date** Fri 5/22/2026 8:44 AM
**To** ceschultz@pcl.com <ceschultz@pcl.com>
**Cc** mlee@weberglassinc.com <mlee@weberglassinc.com>

1 attachment (45 KB)
image001.png;

You don't often get email from tthomas@weberglassinc.com. Learn why this is important

Christian – Good morning. We propose to furnish door and hardware work for the project, as outlined below.
We include installation of all materials in our scope.

We specifically include personnel doors with frames and hardware for the new Electrical Building #4, as plain
flush aluminum doors by Cline Aluminum Doors (basis of design). We have two exterior openings as
one single and one pair. All exposed aluminum shall have a Class II clear anodized finish.
The frames are 1 ¾" x 5" profile, as specified.

We include finish door hardware for the above doors, as scheduled at plansheet A94.501. We include the lock
cylinders as Schlage standard "C" keyway, keyed alike. The Owner may retain these cylinders or change
(by others) to a different system.

We include installation of door panels and hardware, and of door frames into completed wall openings.
Frame installation during wall construction and/or grouting of frames is discouraged for aluminum frames.
We include perimeter sealants of our frames to the surround in place at time of installation. Any trim caulking
needed subsequent to the abutting work of other trades is by others.

We include sales tax on materials, installation as described above, submittals and warranty/closeout data.

Our price for the above work is $40,463.00, for acceptance by Letter of Intent within 90 days and subject to
the standard exclusions below.

EXCLUSIONS

Demolition.
Final cleaning.
Protection of our materials subsequent to completion of our work on the Electrical Building.
Electrified door hardware (not scheduled).
Liquid-applied membrane waterproofing at door openings.
Cost of bonding.
Site-specific testing and/or PE review is not specified nor included in our pricing.
Subcontract pay-if-paid clause(s) non-related to our own performance.
Energy Code compliance is not assured by Weber Glass.

Christian, thank you for the opportunity to price this work for you. We hope to become your continuing

construction partner on this project.

Regards,

Tom Thomas

Weber Glass, Inc.
Established 1970
Licensed & Insured

812 S. Line Rd.
Lecanto, FL.  34461
(352) 270-8806
(352) 270-8812 Fax

FRENCH'S
AIR CONDITIONING
Design/Build GMP Specialist

Commercial ● Institutional
CACO 57826

3818 N. 40th St., Tampa, Florida 33610
P: 813.626.4630 F: 813.628.4288
www.frenchac.com

May 27 , 2026 Proposal #081-26

Re: Manatee County SEWRF

**FRENCH'S Air Conditioning** is pleased to provide you with this proposal for the above referenced project. This proposal is based on drawings dated July 2025. We acknowledge (0) Addendum for this project. This scope of work includes the following:

- Two (2) BARD Units for electrical building 4
- Air Devices as Shown
- Condensate Piping for HVAC Systems
- Test and Balance of HVAC Systems
- One-year standard warranty

**QUALIFICATIONS:**

- No Davis Bacon Wages Included
- No Fan Control Panel Included
- No interlocking of AHU's to any PLC, ATC Panels or SCATA Control system wiring
- No High Temp Stats for PLC interlocking included
- No ATC control panels included
- No FRP Duct included
- No installation of equipment not specifically listed above
- No structural support steel
- No commissioning of control system
- No gas piping included
- No Fire Dampers, Smoke Dampers, or Fire Smoke Dampers, if not shown on plans
- No Fire alarm work included
- No plumbing work included
- No electrical work included
- No roofing work included
- No dumpsters or temporary bathrooms included
- No cutting, coring, or patching of surfaces included
- This proposal will be good for **60** days from the bid date, due to material cost increases
- Bond not included; can be added for an additional fee
- No extended warranty's past 1 year included

| | |
|---|---|
| **HVAC Base Bid:** | **$79,100.00** |
| **Add for Bond:** | **$996.00** |

We appreciate the opportunity to offer you a proposal for this project. If you have any questions or need any additional information, please feel free to contact me at (813) 626-4630.
Sincerely,
French's Air Conditioning, Inc.

Estimator

SMITH
ELECTRICAL CONTRACTORS
B. L. SMITH ELECTRIC, INC.

TO: Estimating Dept. May 22, 2026
RE: Manatee SEWRF Capacity Exp. PH-B (Revised)

Gentlemen,

Please accept this proposal based on drawings dated July 25 and includes addendums 1& 2. Below is a list of what is included and what is not. Please call with any questions.

**WORK INCLUDED:**

- Provide and install schedule 80 PVC conduit for direct burial, and schedule 40 for concrete encased, all with PVC coated aluminum 90's and stub up's per drawings and specs.
- Provide reinforced concrete on all underground duct banks per drawings and specs.
- Provide grounding of structures, racks, and equipment as required.
- Provide installation of FPL supplied conduit installed underground with a 4" cap per drawings. (FPL Wire, Equipment, and terminations by others)
- Provide and install new 480V-3/0-3W-4000A-MTM switchgear. (BOM included)
- Provide and install Panelboards, ATS's, and Transformers for building 4 per drawings and specs. (BOM included)
- Provide and install wire, labor, and equipment necessary to provide temporary power for 6 existing aerators to be replaced. (Aerators will be replaced 1 at a time to limit down time)
- Provide and install new manholes per drawings for completion of ductbanks that were installed in PH-A.
- Provide and install new disconnects and lighting for new AGS pump station, and new WAS pump station.
- Provide and install grounding of all new structures and equipment per drawings.
- Provide and install control and instrumentation wiring missing from drawings on aerators replacements.
- Provide and install new lighting at AGS blower structure.
- Provide and install 2 new concrete light poles and 3 aluminum light poles at new switchgear building and gensets.
- Provide disconnects and VFD cable for all new AGS blowers.
- Provide and install conduit, wire, fixtures, for new AGS structure, as well as installation of instruments supplied by others not installed inline.
- Provide and install aluminum conduit for all above ground installations.
- Provide all excavation and backfill for underground conduits.
- Provide and install lightning protection system.
- Provide 3rd party testing as required per specs.
- Provide all new wiring per drawings.
- Provide new structure and site lighting per drawings.
- Provide installation of control panels, field installed instruments supplied by others.
- Provide temporary power for trailers and site as required.
- Provide, Test, and Terminate Fiber optic cable.
- Provide performance & payment bond.

29252 U.S. Highway 27 / Dundee, Florida 33838-4285
Phone (863) 439-7401, (877) 439-7401, Fax (863) 439-2045
WWW.blsmithelectric.com

**WORK NOT INCLUDED:**

- Provide dewatering for underground conduit, manholes, and equipment.
- Provide physical installation of generator, fuel tanks, assembly of fuel system, assembly of misc parts shipped with generator. (Exhaust, fuel piping, intake system, neutral ground resistors) Provide fuel for testing and final fill, concrete pads, generator control panels, and equipment for offloading on site.
- Provide GPR of existing grounds.
- Provide VFD and motor control equipment, only installation only provided. (Equipment by others)
- Patching and refurbishing of finished grade after installation.
- Provide installation of RTU tower or antenna provided by others.
- Provide and install any electrical buildings of concrete or manufactured.
- Bid bond not included.
- Provide and install access control system.
- Provide portable toilets, dumpsters or removal of such.
- Provide and install any motors or pumps.
- Provide termination & testing of low voltage wiring associated with access control, cameras, fire alarm.
- Provide low voltage control panels, instruments, PLC's or equipment.
- Provide and install concrete conduit curbs, exterior and interior concrete pads for floor mounted equipment.
- Provide cutting and patching of existing surfaces for installation of new equipment.
- Provide patching of any surfaces damaged or removed to complete new installation.
- Power or Telephone Co. charges for temporary or permanent usage during project.

***LUMP SUM TOTAL INCLUDING THE SPEC'D GENSET…$11,391,600.00***

***LUMP SUM TOTAL INCLUDING THE ALTERNATE GENSET…$11,106,600.00***

- ODP for tax savings on generator cost.
  Spec'd genset per quote..***$2,017,200.00*** **112 weeks lead time**.
  Tax..***$140,904.00***

- Alt genset per quote..***$1,796,950.00*** **62 weeks lead time**.
  Tax..***$125,486.50***
  ***(Alt genset quoted with a smaller displacement than the spec'd. This lowers the overall quote as well as the lead time for the equipment), Quote is attached to this proposal along with the spec'd version.***

- ODP for tax savings on switchgear cost.
  Switchgear quote..***$1,727,500.00*** **62 weeks lead time**.
  Tax..***$120,625.00***

***Due to market volatility this quote is only valid for 30 days.***

Thank you for the opportunity to submit this proposal. This proposal is based on Mon. through Fri. workdays between the hours of 7AM-3:30PM. Any hours beyond the previously stated will incur additional charges.

**Cordially,**

***Darren Sellers***
**Chief Estimator**
Office: 863-439-7401
Direct: 863-289-0319
Mobile: 863-557-8781
Email: Darren@BLSmithElectric.com
License # EC13012111

**Proposal Name:** Manatee SERWRF Capacity Improvements Phase B

**Quote Name:** Base - 7/2025 Dwgs

**Proposal Number:** P-251026-5616125

**Quote Number:** Q-6439703

## Conditions of Sale

*This Quotation is subject to Coordinated Project Terms. See https://www.se.com/us/en/download/document/0100PL0043/*

Quoted price in currencies other than U.S. Dollars is per the annual Schneider Electric exchange guidance.
Quote is valid for 30 days. Quoted lead times are approximate and subject to change.

Schneider Electric reserves the right to amend, withdraw or otherwise alter this submission without penalty or charge as a result of any event beyond its control arising from or due to the current Covid-19 epidemic or events subsequent to this epidemic / pandemic including changes in laws, regulations, by laws or direction from a competent authority.

## Clarifications and Exceptions

### Included:

- Switchboard with Arc Flash Sensor System
- Panel
- Transformer
- Disconnects
- ATS
- Battery System
- Lighting Contactor
- Start-up, Training, Study
- Extended Warranty
- Witness Testing

| Seq # | Qty | Product Description |
|---|---|---|
| 1 | 1 | **Designation :** SWBD-HW<br>**Product Details:**<br>1 - Square D Custom Swbd-QED-2 Switchboard<br>---<br>Square D Custom Swbd<br>Designed and Tested in accordance with:<br>UL 891/NATIONAL ELECTRIC CODE/NEMA PB-2<br>System Voltage - 480Y/277V 3Ph 4W 60Hz<br>System Ampacity - 4000A<br>Source Description - Main-Tie-Main<br>Tin Plated Copper Main Bus<br>Neutral Bus - 100%<br>Max Available Fault Current (RMS) - 65kA<br>Enclosure - Type 1<br>Accessibility: Front Only<br>Control Power Transfer<br>Overhead Lifting Trolley for entire SWBD<br>Equipment Nameplate White Surface/Black Letters, Screw-on (Factory Installed)<br>Exterior Paint Color - ANSI 49<br>Lineup with MasterPact MTZ Breaker(s)<br>Ground Lug provided for each device<br>Copper Ground Bus<br>SIS Control Wire<br>Barriers between Sections<br>Auto Throw-over System With Custom Controls<br>. Standard Main-Tie-Main<br>. Transition Type - Open<br>. Automatic Retransfer Switch<br>. Preferred Source Selector<br>. Touchscreen HMI<br>Certified Test Report Required<br>Special: (1) Per Section - NEMA 1 Gasketed - - TAG # SP-16036<br>Special: (15) Per Lineup - SS nameplates screws - - TAG # SP-12208<br>Special: (2) Per Lineup - SEL-735 Meter (735#0403) - - TAG # TR-161074-1<br>Special: (2) Per Lineup - 3rd party device integration A - - TAG # TR-161074-5<br>Special: (4) Per Lineup - 3rd party device integration B - - TAG # TR-161074-6<br>Special: (2) Per Lineup - (3) 4kA meter class CT - - TAG # TR-161074-7<br>Special: (4) Per Lineup - (3) 4kA relay class CT - - TAG # TR-161074-8<br>Special: (6) Per Lineup - Custom CT mounting - - TAG # TR-161074-9<br>Special: (1) Per Lineup - Customer wiring request - - TAG # TR-161074-10<br>Special: (1) Per Lineup - PMO Integration (PMO) - - TAG # TR-161074-11<br>Special: (1) Per Lineup - Custom multi-source sys (MDGF) - - TAG # TR-161074-14<br>Special: (1) Per Lineup - 4kA Cu split bus - - TAG # TR-161074-15<br><br>Dimensions<br>---<br>2 - 42" Wide Section(s)<br>4 - 36" Wide Section(s)<br>2 - 48" Wide Section(s)<br>2 - 30" Wide Bussed Auxiliary Section(s) with Load Lugs<br>10 - 48" Deep Enclosure(s)<br>Dimensions: 384.00" W X 48" Max D X 91.5" H<br>Approximate Weight: 13875.00 lbs / 6293.70 kgs<br><br>Incoming Requirements |

---
Suitable for Use As Service Entrance -
Incoming One
Entry Point: Section 1, Through the Bottom
Connection Type: Cable
SPD with Surge Rating 320kA
Includes Surge Counter
SPD with Optional Remote Monitor

Suitable for Use As Service Entrance -
Incoming Two
Entry Point: Section 10, Through the Bottom
Connection Type: Cable
SPD with Surge Rating 320kA
Includes Surge Counter
SPD with Optional Remote Monitor

Mains
---
1 - 4000AF/4000AT 100% 3 Pole Stored Energy, Drawout Mounted Circuit Breaker, UL:
Type MTZ 3
Device Associated to Incoming One
Device Designation: MAIN 1
Micrologic X 6.0, Long Time, Short Time, Instantaneous, Ground Fault
DM - Individual Harmonics Analysis
DM - Energy Reduction Maintenance Setting (ERMS)
Overcurrent Trip Switch 1A/1B Form C Contact (SDE)
Auxiliary Switches 8A-8B
Programmable Contact Module, ESM
Shunt Trip - 120Vac
Second Shunt Trip - 120Vac
Drawout Crank
Contact Wear Indication - Visual
Padlock Attachment
Spring Charging Motor - 120Vac
Cradle Position Switches 1A/1B Form C (C/T/D)
Padlock Provisions on Cradle
Cradle Cell Keying
Energy Reduction Maintenance Switch
Shunt Close without Communications - 120Vac
Nameplate - White Surface / Black Letters, Screw-on (Factory Installed)
Special: (1) Per Device with TAG # TR-161074-2 - SEL751A (751A#27XW) -
Special: (1) Per Device with TAG # TR-161074-3 - PTs, Set of 3 (Lineside) -
Special: (1) Per Device with TAG # TR-161074-4 - PTs, Set of 3 (Loadside) -
1 - 4000AF/4000AT 100% 3 Pole Stored Energy, Drawout Mounted Circuit Breaker, UL:
Type MTZ 3
Device Associated to Incoming Two
Device Designation: MAIN 2
Micrologic X 6.0, Long Time, Short Time, Instantaneous, Ground Fault
DM - Individual Harmonics Analysis
DM - Energy Reduction Maintenance Setting (ERMS)
Overcurrent Trip Switch 1A/1B Form C Contact (SDE)
Auxiliary Switches 8A-8B
Programmable Contact Module, ESM
Shunt Trip - 120Vac
Second Shunt Trip - 120Vac
Drawout Crank

Contact Wear Indication - Visual
Padlock Attachment
Spring Charging Motor - 120Vac
Cradle Position Switches 1A/1B Form C (C/T/D)
Padlock Provisions on Cradle
Cradle Cell Keying
Energy Reduction Maintenance Switch
Shunt Close without Communications - 120Vac
Nameplate - White Surface / Black Letters, Screw-on (Factory Installed)
Special: (1) Per Device with TAG # TR-161074-3 - PTs, Set of 3 (Lineside) -
Special: (1) Per Device with TAG # TR-161074-4 - PTs, Set of 3 (Loadside) -
Special: (1) Per Device with TAG # TR-161074-2 - SEL751A (751A#27XW) -

Ties
---
1 - 4000AF/4000AT 100% 3 Pole Stored Energy, Drawout Mounted Circuit Breaker, UL:
Type MTZ 3
Device Designation: TIE 1
Micrologic X 6.0, Long Time, Short Time, Instantaneous, Ground Fault
DM - Individual Harmonics Analysis
DM - Energy Reduction Maintenance Setting (ERMS)
Overcurrent Trip Switch 1A/1B Form C Contact (SDE)
Auxiliary Switches 8A-8B
Programmable Contact Module, ESM
Shunt Trip - 120Vac
Second Shunt Trip - 120Vac
Drawout Crank
Contact Wear Indication - Visual
Padlock Attachment
Spring Charging Motor - 120Vac
Cradle Position Switches 1A/1B Form C (C/T/D)
Padlock Provisions on Cradle
Cradle Cell Keying
Energy Reduction Maintenance Switch
Shunt Close without Communications - 120Vac
Nameplate - White Surface / Black Letters, Screw-on (Factory Installed)
Special: (1) Per Device with TAG # TR-161074-4 - PTs, Set of 3 (Loadside) -
Special: (1) Per Device with TAG # TR-161074-3 - PTs, Set of 3 (Lineside) -
Special: (1) Per Device with TAG # TR-161074-2 - SEL751A (751A#27XW) -

Feeders
---

Devices Associated to Main 1:

1 - 1600AF/1200AT 100% 3 Pole Stored Energy, Drawout Mounted Circuit Breaker, UL:
Type MTZ 2
Micrologic X 6.0, Long Time, Short Time, Instantaneous, Ground Fault
DM - Energy Reduction Maintenance Setting (ERMS)
Auxiliary Switches 4A-4B
Overcurrent Trip Switch 1A/1B Form C Contact (SDE)
Programmable Contact Module, ESM

Drawout Crank
Contact Wear Indication - Visual
Cradle Position Switches 1A/1B Form C (C/T/D)
Cradle Cell Keying
Energy Reduction Maintenance Switch
Nameplate - White Surface / Black Letters, Screw-on (Factory Installed)
2 - 1200AS/1200AT 480V 80% Rated 65 kA 3 Pole UL, Group Mounted Electronic Trip Circuit Breaker: Type PJ
Power Trip Unit, Long Time, Short Time, Instantaneous, Ground Fault
Overcurrent Trip Switch 1A/1B Form C
Energy Reduction Maintenance Switch
Nameplate - White Surface / Black Letters, Screw-on (Factory Installed)
1 - 400AS/150AT 480V 80% Rated 100 kA 3 Pole UL, Group Mounted Electronic Trip Circuit Breaker: Type LL
Ammeter Trip Unit, Long Time, Short Time, Instantaneous, Ground Fault
Nameplate - White Surface / Black Letters, Screw-on (Factory Installed)

Devices Associated to Main 2:

1 - 4000AF/4000AT 100% 3 Pole Stored Energy, Drawout Mounted Circuit Breaker, UL: Type MTZ 3
Device Designation: TIE 2
Micrologic X 6.0, Long Time, Short Time, Instantaneous, Ground Fault
DM - Individual Harmonics Analysis
DM - Energy Reduction Maintenance Setting (ERMS)
Auxiliary Switches 4A-4B
Overcurrent Trip Switch 1A/1B Form C Contact (SDE)
Programmable Contact Module, ESM
Drawout Crank
Contact Wear Indication - Visual
Cradle Position Switches 1A/1B Form C (C/T/D)
Cradle Cell Keying
Energy Reduction Maintenance Switch
Nameplate - White Surface / Black Letters, Screw-on (Factory Installed)
Special: (1) Per Device with TAG # TR-161074-3 - PTs, Set of 3 (Lineside) -
Special: (1) Per Device with TAG # TR-161074-4 - PTs, Set of 3 (Loadside) -
Special: (1) Per Device with TAG # TR-161074-12 - Add tie to PLC order (PMO) -
Special: (1) Per Device with TAG # TR-161074-13 - MDGF for add main/tie/gen -
Special: (1) Per Device with TAG # TR-161074-2 - SEL751A (751A#27XW) -
2 - 1200AS/1200AT 480V 80% Rated 65 kA 3 Pole UL, Group Mounted Electronic Trip Circuit Breaker: Type PJ
Power Trip Unit, Long Time, Short Time, Instantaneous, Ground Fault
Overcurrent Trip Switch 1A/1B Form C
Energy Reduction Maintenance Switch
Nameplate - White Surface / Black Letters, Screw-on (Factory Installed)
1 - 400AS/150AT 480V 80% Rated 100 kA 3 Pole UL, Group Mounted Electronic Trip Circuit Breaker: Type LL

Ammeter Trip Unit, Long Time, Short Time,
Instantaneous, Ground Fault
Nameplate - White Surface / Black
Letters, Screw-on (Factory Installed)
1 - 1600AF/1200AT 100% 3 Pole Stored Energy,
Drawout Mounted Circuit Breaker, UL:
Type MTZ 2
Micrologic X 6.0, Long Time, Short Time,
Instantaneous, Ground Fault
DM - Energy Reduction Maintenance Setting
(ERMS)
Auxiliary Switches 4A-4B
Overcurrent Trip Switch 1A/1B Form C
Contact (SDE)
Programmable Contact Module, ESM
Drawout Crank
Contact Wear Indication - Visual
Cradle Position Switches 1A/1B Form C
(C/T/D)
Cradle Cell Keying
Energy Reduction Maintenance Switch
Nameplate - White Surface / Black
Letters, Screw-on (Factory Installed)

| Seq # | Qty | Product Description |
|---|---|---|
| 2 | 1 | **Designation :** PLC ATO<br>**Product Details:**<br>1 - PLCATOAS400NNNSY-PLC - Hardware Included<br>In Office Days: 13<br>On Site Days: 7<br>Project Management Included<br>1 - DZPLCAS400NNS-In Office Days: 13<br><br>1 - OSPLCAS400NNS-On Site Days: 7<br><br>1 - PMPLCAS400NNS-Project Management Included<br><br>Please click the following link for onsite work T&Cs: https://download.schneider-electric.com/files?&p_Doc_Ref=0100PL1901 |

| Seq # | Qty | Product Description |
|---|---|---|
| 3 | 1 | **Designation :** SERVICES ATO S/U ASST<br>**Product Details:**<br>1 - SRVINSOTHEACS-EAC Services<br>----------<br>SCOPE OF WORK<br><br>Schneider Electric Services will provide one (1) Field Service Representative for two (2) days, up to eight (8) hours each day to support performance checkout of Automatic Throwover System.<br><br>Unless otherwise noted, an outage will be required to perform the work. Duration of this outage to be determined at time of scheduling. If any additional electrical or mechanical<br>defects are found during our investigation, these will be brought to your immediate attention. Authorization for these repairs and their costs will be agreed upon before any additional work is performed.<br><br>----------<br><br>CLARIFICATIONS<br><br>This quote assumes that the end-user location is within a 60-mile radius of Tampa, FL.<br><br>-Emergency Call must be placed through normal process (project manager/after-hours support).<br>-No guarantee of repair within the four-hour period. If warranted, SE Representative will arrive on-site and troubleshoot only within the four-hour window.<br>-Terms of Advantage Service Plan order still apply. The response time does not cover any additional warranty on parts or labor. |

---

CUSTOMER RESPONSIBILITIES

Schedule power outage with the local utility or production and absorb all related costs.
Provide lighting and 120V power with GFI for Field Services' on site electrical equipment, if required.
Provide qualified personnel to de-energize or re-energize equipment as defined by NFPA70E.
Provide qualified personnel to lock out equipment and verify zero energy state as defined by NFPA70E.
Provide qualified individual for grounding of equipment as required.
Provide proper workspace clear of obstruction with adequate temporary lighting for the walk ways and emergency exits. NOTE: Work will not commence until adequate lighting is in place.
Provide a phone with defined emergency contact and site location in event of an emergency.
Provide an authorized person to sign all manifests for asbestos and PCB wastes, if any
Labor and expense cost over runs due to:
--Delays by others
--Lack of equipment readiness for services outline herein

---

WORK NOT INCLUDED

-Any site-specific meetings or customer specific safety or clearance training greater than one hour conducted during the date of service or required outside the dates of service.
-Development of switching procedures and-or MOPs.
-Update of original factory order drawings, unless otherwise noted.
-Additional site visits or meetings beyond that required to perform the scope of work above

---

SCHEDULE

-Services should be scheduled at least 10 working days in advance, 20 days for holidays, and cancelled at least two working days in advance of scheduled start of service.

---

Labor Type

This job is being quoted for work to be performed during normal working hours (M-F 8:00 AM - 5:00 PM excluding Schneider Electric holidays) unless otherwise noted.

---

| Seq # | Qty | Product Description |
|---|---|---|
| 4 | 1 | **Designation :** SEL RELAY PROG<br>**Product Details:**<br>1 - DPPRTCTRLIOSETO-Protection Relay Programming for: 4 relays<br>Protection Relay Programming (In-Office): 4<br>relays<br>Protection Relay Programming (Onsite): 4<br>relays<br>Protection Relay Programming (PM)<br>1 - DPPRTCTRLOSETO-Protection Relay Programming (Onsite): 4<br>relays<br>1 - DPPRTCTRLIOSETO-Protection Relay Programming (PM) |

| Seq # | Qty | Product Description |
|---|---|---|
| 5 | 1 | **Designation :** WITNESS TESTING<br>**Product Details:**<br>1 - QED2 Switchboards Witness Test-QED2 Switchboard<br>QED2 Switchboard Witness Testing & Inspection<br>Allows a visitor to witness standard quality control electrical tests and allows for physical inspection as well.<br>Factory witness tests conducted are per ANSI standards and our standard QC for that product.<br>If additional tests beyond factory standard are required, additional charges will be required. Any additional tests included with this quote are noted above as "Non-Standard Tests Required.<br>0010 Sections, 001 Days (est) |

| Seq # | Qty | Product Description |
|---|---|---|
| 6 | 1 | **Designation :** AF Relay HW (Loop)<br>**Product Details:**<br>1 - DPPRTCTRLETO-PCA Protection & CTRL Systems Hardware Line<br>Containing:<br>Qty 4 - Fiber Loops - C80401S08XX<br>PCA Protection & CTRL Systems Hardware Line<br>Containing:<br>Qty 0 - Fiber Loop - Fully Built - C80409S25XX |

| Seq # | Qty | Product Description |
|---|---|---|
| 7 | 1 | **Designation :** AF Relay HW (ST Connector<br>**Product Details:**<br>1 - DPPRTCTRLETO-PCA Protection & CTRL Systems Hardware Line<br>Containing: |

| Seq # | Qty | Product Description |
|---|---|---|
| 8 | 1 | **Designation :** AF Relay HW (Point)<br>**Product Details:**<br>1 - DPPRTCTRLETO-PCA Protection & CTRL Systems Hardware Line<br>Containing:<br>PCA Protection & CTRL Systems Hardware Line<br>Containing:<br>Qty 0 - REL52803 |

| Seq # | Qty | Product Description |
|---|---|---|
| 9 | 1 | **Designation :** AF Proj Management<br>**Product Details:**<br>1 - DPPRTCTRLETO-PCA Protection & CTRL Systems Hardware Line<br>Containing: |

| Seq # | Qty | Product Description |
|---|---|---|
| 10 | 1 | **Designation :** AF Engg. Services<br>**Product Details:**<br>1 - DPPRTCTRLETO-PCA Protection & CTRL Systems Hardware Line<br>Containing: |

| Seq # | Qty | Product Description |
|---|---|---|
| 11 | 1 | **Designation :** AF Install & Config<br>**Product Details:**<br>1 - DPPRTCTRLETO-PCA Protection & CTRL Systems Hardware Line<br>Containing:<br>PCA Protection & CTRL Systems Hardware Line |

Containing:

| Seq # | Qty | Product Description |
|---|---|---|
| 12 | 1 | **Designation :** AF On-Site Testing<br>**Product Details:**<br>1 - DPPRTCTRLETO-PCA Protection & CTRL Systems Hardware Line<br>Containing:<br>PCA Protection & CTRL Systems Hardware Line<br>Containing: |

| Seq # | Qty | Product Description |
|---|---|---|
| 13 | 1 | **Designation :** 24V DC BATTERY SYSTEM<br>**Product Details:** 24V DC BATTERY SYSTEM-JOB REFERENCE #: Q-6439703<br>QUOTE NUMBER: 11032504BA<br>PROJECT NAME: MANATEE SERWRF PHASE B<br>DATE: 11/04/2025<br>Detailed Quote provided in the SEA Documentation Tab.<br>Equipment Summary Table |

| Item | Qty | Description | Brand | Model | |
|---|---|---|---|---|---|
| 001 | 1 | 24VDC Battery/Rack | EnerSys | 2DDmP50-09FR | |
| 002 | 1 | Spill Containment | Concentric | WUL 21-25 | |
| 003 | 1 | Battery Monitoring System | BatteryDAQ | ST-1202-CON | |
| 004 | 1 | NEMA1 Battery Enclosure | Concentric | 363686N1 | |
| 005 | 1 | Battery Charger | HindlePower | ATEV1024050E240MM12XXXXX1 | |
| 006 | 1 | DC Panelboard | HindlePower | DCP38150XXXXXXX2XTXSXXXX1 | |

Services Summary Table

| Item | Qty | Description | Brand | Model | |
|---|---|---|---|---|---|
| 007 | 1 | BMS Installation and Commissioning (On Site) | Concentric | 2DDmP50-09FR | |

| Seq # | Qty | Product Description |
|---|---|---|
| 14 | 1 | **Designation :** PP-401<br>**Product Details:**<br>1 - NQ SPD Panel (INTERIOR)-NQ Panelboard<br>Consisting of<br>208Y/120V 3Ph 4W 60Hz SCCR: 22kA<br>Fully Rated<br>SPD 80kA per Phase/40kA per Mode<br>SPD line to grd protect<br>w/SPD Surge Counter<br>w/SPD Remote Monitor<br>w/SPD Dry Contacts<br>Single Main: 225A/3P QD Circuit Breaker<br>Incoming Conductors: 1 - #4 - 300 kcmil<br>Bus: 225A Rated Copper: Silver/Tin Plated<br>CU Ground Bar<br>54 Circuit Interior<br>Type 1,Box: 50H x 20W x 5.75D<br>Incoming: Bottom Trim: Surface - Hinged<br>Box Cat No: MH50 Front Cat No: NC50SHR<br>Ref. Drawing: PBA707HR<br>Feeders:<br>2 - 40A/2P QOB-VH<br>1 - 20A/2P QOB-VH<br>33 - 20A/1P QOB-VH<br>1 - 30A/3P QOB-VH SPD DISC<br>Optional Features:<br>Standard Panel (Box Ahead),Copper Solid Neutral,SPD Model SBA,Copper Ground Bar<br>Standard Nameplate:<br>Engraved as Follows<br>Line 1: PP-401<br>Size: 3.50" Wide x 1.00" High (Std)<br>Color: White Surface / Black Letters<br>Plastic/Adhesive - Screw-on<br>1 - MH50-PANELBOARD ENCLOSURE/BOX TYPE 1 50H 20W |

1 - NC50SHR-PANELBOARD COVER/TRIM NF TYPE 1 S HR 50H

| Seq # | Qty | Product Description |
|---|---|---|
| 15 | 1 | **Designation :** XFMR-401<br>**Product Details:**<br>1 - EXN45T3HF-Transformer Dry Type 45kVA 480D208Y<br>Transformer Type: DOE 2016 EX or EXN<br>Transformer Rating: 45kVA<br>Transformer Phase: Three Phase<br>Primary Voltage: 480V Delta<br>Secondary Voltage: 208Y/120V<br>Transformer Taps: 6 - 2.5% 2+4- Taps<br>Frequency: 60Hz<br>Transformer Winding Material: Aluminum<br>Sound Level: 39DB<br>Insulation & Temperature: Class 220 (H), 115<br>Deg C<br>Enclosure Material: Standard Painted ANSI 49<br>Grey<br>UL Labeled<br>Primary Lug Kits: DASKP100<br>Secondary Lug Kits: DASKGS250<br>1 - DASKP100-DASKP100 LUG KIT<br><br>1 - DASKGS250-MECHANICAL LUG KITS |

| Seq # | Qty | Product Description |
|---|---|---|
| 16 | 1 | **Designation :** Battery Charger<br>**Product Details:**<br>1 - VHU361-HDSS TYPE1 600V 30 AMP 3 POLE unFuse<br>Enclosure Type: Type 1<br>Fuse Capability: Non-fusible<br>Max System Voltage: 600 Vac / 600 Vdc<br>Switch Current Rating: 30A<br>System Used: 3 Wire (3 Poles)<br>Covering View Window: Factory Add<br>Ground Lug: GTK03C<br>Processed by ACE 2.0 - 04172018<br>1 - GTK03C-KIT EQUIPMENT GROUND CU |

| Seq # | Qty | Product Description |
|---|---|---|
| 17 | 2 | **Designation :** AGS WAS Pumps<br>**Product Details:**<br>2 - VHU361SSGL-HDSS TYPE4X 600V 30 AMP 3 POLE unFuse<br>Enclosure Type: Type 4X<br>Stainless Steel Options: Stainless Steel (316)<br>Fuse Capability: Non-fusible<br>Max System Voltage: 600 Vac / 600 Vdc<br>Switch Current Rating: 30A<br>System Used: 3 Wire (3 Poles)<br>Covering View Window: Factory Add<br>Ground Lug: Include<br>Processed by ACE 2.0 - 04172018 |

| Seq # | Qty | Product Description |
|---|---|---|
| 18 | 4 | **Designation :** Transfer Pumps<br>**Product Details:**<br>4 - VHU363SSGL-HDSS TYPE4X 600V 100 AMP 3 POLE unFuse<br>Enclosure Type: Type 4X<br>Stainless Steel Options: Stainless Steel (316)<br>Fuse Capability: Non-fusible<br>Max System Voltage: 600 Vac / 600 Vdc<br>Switch Current Rating: 100A<br>System Used: 3 Wire (3 Poles)<br>Covering View Window: Factory Add |

Electrical Interlock Kits: EIK1
Ground Lug: Include
Processed by ACE 2.0 - 04172018
4 - EIK1-KIT ELECTRICAL INTERLOCK SWITCH

| Seq # | Qty | Product Description |
|---|---|---|
| 19 | 4 | **Designation :** AGS Blowers<br>**Product Details:**<br>4 - HU365SS-SW,NOT FUSIBLE 400A NEMA 4,4X,5,316 SS<br>Enclosure Type: Type 4X<br>Stainless Steel Options: Stainless Steel (316)<br>Fuse Capability: Non-fusible<br>Max System Voltage: 600 Vac / 600 Vdc<br>Switch Current Rating: 400A<br>System Used: 3 Wire (3 Poles)<br>Electrical Interlock Kits: EIK40601<br>Ground Lug: PKOGTC3<br>Processed by ACE 2.0 - 04172018<br>4 - EIK40601-KIT ELECTRICAL INTERLOCK SWITCH<br><br>4 - PKOGTC3-HDSS EQUIP GROUND ASSY 240&600V 400&600A |

| Seq # | Qty | Product Description |
|---|---|---|
| 20 | 3 | **Designation :** Aerators<br>**Product Details:**<br>3 - HU365SS-SW,NOT FUSIBLE 400A NEMA 4,4X,5,316 SS<br>Enclosure Type: Type 4X<br>Stainless Steel Options: Stainless Steel (316)<br>Fuse Capability: Non-fusible<br>Max System Voltage: 600 Vac / 600 Vdc<br>Switch Current Rating: 400A<br>System Used: 3 Wire (3 Poles)<br>Electrical Interlock Kits: EIK40601<br>Ground Lug: PKOGTC3<br>Processed by ACE 2.0 - 04172018<br>3 - EIK40601-KIT ELECTRICAL INTERLOCK SWITCH<br><br>3 - PKOGTC3-HDSS EQUIP GROUND ASSY 240&600V 400&600A |

| Seq # | Qty | Product Description |
|---|---|---|
| 21 | 2 | **Designation :** AC-1,2<br>**Product Details:**<br>2 - VHU362SSGL-HDSS TYPE4X 600V 60 AMP 3 POLE unFuse<br>Enclosure Type: Type 4X<br>Stainless Steel Options: Stainless Steel (316)<br>Fuse Capability: Non-fusible<br>Max System Voltage: 600 Vac / 600 Vdc<br>Switch Current Rating: 60A<br>System Used: 3 Wire (3 Poles)<br>Covering View Window: Factory Add<br>Ground Lug: Include<br>Processed by ACE 2.0 - 04172018 |

| Seq # | Qty | Product Description |
|---|---|---|
| 22 | 1 | **Designation :** Generator Area LC<br>**Product Details:**<br>1 - 8903LF60V02CG101-Class 8903 Multi-pole lighting contactor<br>Class 8903 Multi-pole lighting contactor<br>8903LF60V02CG101<br>Contactor rating - 20 Amps Tung/Res,30 Amps<br>Ballast<br>Non-combination lighting contactor<br>6 pole device<br>With 6 NO and 0 NC contacts.<br>Type 1 Flush mount enclosure |

Separate control source selected
with 120V 60Hz coil
Auxiliary contacts -
None
Control units supplied
C - HAND-OFF-AUTO selector switch
Pilot lights supplied
None
G101 - Addition of photoelectric receptacle
with photo cell
Revision - 10/30/2025 - (S20250930/S20250930)
10/30/2025 6:42:30 PM

| Seq # | Qty | Product Description |
|---|---|---|
| 23 | 1 | **Designation :** Start-up<br>**Product Details:**<br>1 - SRVSQDSER-Startup Services - Straight Time<br>The following startup scope of work is Schneider Electric's manufacturer recommended scope of work for Startup Services.<br><br>Schneider Electric will perform the Scope of Work per Schneider Electric document 1910DB1302-120213 Scopes of Work for Electrical Acceptance Testing.<br>Work will be performed during Straight Time (any scheduled 8 hour period between 06:00 and 18:00 hours Monday thru Friday).<br><br>Startup scope of work includes Schneider Electric technician supervision during energization of equipment. Quote price is based on energization during final day of inspection and testing.<br><br>To allow us to better service your needs, please contact Schneider Electric Services a minimum of 4-6 weeks prior to date of service. Lead times are not guaranteed, but requests less than 4-6 weeks may result in additional charges based on FSR availability and required logistics. To schedule dates of service, please contact your local Schneider Electric project manager or call: 1-888-778-2733.<br>Additionally, to avoid repricing, startup must be performed within 3 months of equipment ship date. Formal report to be issued electronically within 2 weeks of service completion.<br><br>**********<br>Following user entered devices included in startup:<br>None<br>**********<br><br>12 month complimentary extended warranty.<br>Schneider Electric Services is pleased to offer a complimentary 12 month warranty extension above and beyond our standard warranty and any purchased extended warranties.<br>The 12 month warranty extension only applies to equipment that is successfully tested, started up, invoiced by SE, and paid in full by the customer. |

Qty 1 - QED Switchboard
Designation: SWBD-HW
1 - 12MTHEXTWARRWSTUP-SIBS 12 MO EXTENDED WARRANTY W/ STARTUP
Schneider Electric Services is pleased to
offer a complimentary 12 month warranty
extension above and beyond our standard
warranty and any purchased extended
warranties.
The 12 month warranty extension only
applies to equipment that is successfully
tested, started up, invoiced by SE, and
paid in full by the customer.

| Seq # | Qty | Product Description |
|---|---|---|
| 24 | 1 | **Designation :** Training<br>**Product Details:**<br>1 - SRVTTRFUNSIBS-2 days of Product Training<br>Without Video Taping<br>Maximum Number of Participants 10<br>Pricing is only valid for the contiguous<br>United States |

| Seq # | Qty | Product Description |
|---|---|---|
| 25 | 1 | **Designation :** System Study<br>**Product Details:** SRVINAAARCETO-Schneider Electric Engineering Services, LLC |

We are pleased to quote Arc Flash, Arc Flash Labels, Short Circuit, Time Current Coordination for Manatee SERWRF Capacity Improvements Phase B per E00.017, E00.020, E00.022, E00.023, E00.025, E00.027, E00.028 and specifications with the following exception(s)/clarification(s).

Exception(s)

- This quote does not include label installation.

- This quote does not include setting/testing overcurrent devices. Please contact Schneider Electric Services for a quote to set/test the breakers.

Clarification(s)
- The scope of work for this study is limited to new Square D brand equipment and pertinent existing equipment, immediately line- and load-side of the new equipment, necessary for the analysis to be completed.

- CUSTOMER INSTALLED – The labeling requirements will be based on the following arc flash labeling practice. The arc flash labeling practice on this job will consist of two labels: (1) An Arc Flash Information label and (2) a general safety label. The Arc Flash Information label is printed with values produced by a Schneider Electric Engineering Services, LLC analysis and is field installed. The general safety label is factory installed on new Square D brand equipment and will be provided for field installation on electrical equipment lacking these labels. Refer to 0180IB0802 (Arc-Flash Label Installation Instruction Bulletin) which shows samples and describes our offer in detail.

- Data collection shall be provided by the electrical contractor at no cost to Schneider Electric Engineering Services, LLC.

The price (distr. net.) for performing the referenced analysis is given in the table below. This quote is subject to the services and billing agreement for Schneider Electric Engineering Services, LLC.
Engineering services included in this quote will be performed by a firm licensed to perform engineering in the jurisdiction where the services are offered. Please note that it is the responsibility of the Sales Engineer to enter this quotation into Salesforce.

When entering this quote in Q2C/SE Advantage, please have Sales Ops enter all information in the table below into the corresponding Q2C/SE Advantage fields (Bold Font) on the Bill of Materials (BOM) screen. Each row in the table reflects a separate line item (Ln Nbr) on the BOM.

***Note: To enter an additional catalog description / sub line description in Q2C, select the line and right click on the line item, then choose Catalog Descriptions.

Have you tried the SE Advantage pricing tool for studies? It's capable of pricing the majority of power system studies associated with new equipment sales, the pricing tool will generate study quote line items on demand in a few minutes. If you are unable to use the SE Advantage Pricing Tool, please use the SE Advantage

| Seq # | Qty | Product Description |
|---|---|---|
| 26 | 1 | **Designation :** EcoCare Warranty |

**Product Details:**
1 - ECOCAREESSP-EcoCare ESS Plan - Power Products
Type of Plan: Essential
Term of Plan: 5 Years
Total Quantity of Assets: 10

Access to mySchneider portal.
Direct access to Premium support, 8x5 24x7
Premium support upgrade - 2h
8 hours response on-site service (labor not included)
10% labor discount, travel not included
Customer Success Management
20% parts discount
Connected services Hub support 24x7
Only connected assets are eligible for Continuous Remote Monitoring and Alarming
10% practical on-site training discount
Member rates on other services and events

Product Type QED Switchboard
Designation: SWBD-HW
Qty of Assets 10
Preventive Maintenance: No
Preventive Maintenance outside normal hours: No
10 - ECOESSLV5Y-EcoCare Ess LV 5Y
Designation: SWBD-HW
Qty of Assets 10
Preventive Maintenance: No
Preventive Maintenance outside normal hours: No

27 1

| #1 | ATS | AMPS: 0150 | QTY: 1 |
|---|---|---|---|

| | | | | | |
|---|---|---|---|---|---|
| Product | : | 7000 Series Transfer Switches | Catalog Number | : | J7ADTSA30150N5XL,30AA,31BG1 |
| Service Voltage / Hz | : | 480V/60Hz | Optional Accessories | : | 30AA,31BG1 |
| Bypass Isolation | : | Not Applicable | Product Description | : | 7000 Series, Automatic Delayed Transition Transfer Switch |
| No. of Switched Poles: 3 | : | 3 | Neutral Configuration | : | Solid [A] |
| Withstand Rating:<br>Frame = J, Switch Rating = 0150, Series = 7000 | : | See WCR Table Below | No. of Cables & Lug Size | : | 1, #4 AWG to 600 MCM or (2) 1/0 AWG to 250 MCM |
| Enclosure | : | 12(L)-UL Type 12 Enclosure | Service | : | Three Phase, 4-wire |
| Extended Warranty | : | Not Included | Markings | : | Item1: ATS-401 |
| Shipping to Zip Code | : | 34210 | Included | | |
| Start Up Price to Zip Code | : | Included in Pricing Summary at the Bottom of the Quote | Zip Code : | : | 34210 |
| Estimated Shipment Period: | : | | 12 - 14 Week(s) (after final approval and release to Manufacturer) | | |
| Unit Start Up Hours: | : | | 4 | | |

| # | ACCESSORY DESCRIPTIONS | |
|---|---|---|
| | Accessory Code | Description |
| 1 | 30AA | Load shedding circuit initiated by opening of customer supplied contact to match generator set capacity to the load. Relay de-energization opens emergency contactor, disconnecting the load from the emergency source. If the normal source is acceptable the normal source contactor is closed to connect the load to the normal source when the load is reconnected to normal. The control panel is reset in readiness for the next normal source failure. |
| 2 | 31BG1 | Status Relay Bundle- Provides dry contacts for each of the following statuses, (2) Form-C contacts for Normal Source Acceptability, (2) Form-C contacts for Emergency Source Acceptability, and (4) Form-C Contacts for Pre/Post Transfer Signaling. Each set of contacts is rated for 6A at 120Vac, 250Vac Max. |

SMITH
ELECTRICAL CONTRACTORS
B. L. SMITH ELECTRIC, INC.

TO: Estimating Dept. May 22, 2026
RE: Manatee SEWRF Capacity Exp. PH-B (Revised)

Gentlemen,

Please accept this proposal based on drawings dated July 25 and includes addendums 1& 2. Below is a list of what is included and what is not. Please call with any questions.

**WORK INCLUDED:**

- Provide and install schedule 80 PVC conduit for direct burial, and schedule 40 for concrete encased, all with PVC coated aluminum 90's and stub up's per drawings and specs.
- Provide reinforced concrete on all underground duct banks per drawings and specs.
- Provide grounding of structures, racks, and equipment as required.
- Provide installation of FPL supplied conduit installed underground with a 4" cap per drawings. (FPL Wire, Equipment, and terminations by others)
- Provide and install new 480V-3/0-3W-4000A-MTM switchgear. (BOM included)
- Provide and install Panelboards, ATS's, and Transformers for building 4 per drawings and specs. (BOM included)
- Provide and install wire, labor, and equipment necessary to provide temporary power for 6 existing aerators to be replaced. (Aerators will be replaced 1 at a time to limit down time)
- Provide and install new manholes per drawings for completion of ductbanks that were installed in PH-A.
- Provide and install new disconnects and lighting for new AGS pump station, and new WAS pump station.
- Provide and install grounding of all new structures and equipment per drawings.
- Provide and install control and instrumentation wiring missing from drawings on aerators replacements.
- Provide and install new lighting at AGS blower structure.
- Provide and install 2 new concrete light poles and 3 aluminum light poles at new switchgear building and gensets.
- Provide disconnects and VFD cable for all new AGS blowers.
- Provide and install conduit, wire, fixtures, for new AGS structure, as well as installation of instruments supplied by others not installed inline.
- Provide and install aluminum conduit for all above ground installations.
- Provide all excavation and backfill for underground conduits.
- Provide and install lightning protection system.
- Provide 3rd party testing as required per specs.
- Provide all new wiring per drawings.
- Provide new structure and site lighting per drawings.
- Provide installation of control panels, field installed instruments supplied by others.
- Provide temporary power for trailers and site as required.
- Provide, Test, and Terminate Fiber optic cable.
- Provide performance & payment bond.

29252 U.S. Highway 27 / Dundee, Florida 33838-4285
Phone (863) 439-7401, (877) 439-7401, Fax (863) 439-2045
WWW.blsmithelectric.com

SMITH
ELECTRICAL CONTRACTORS
B. L. SMITH ELECTRIC, INC.

**WORK NOT INCLUDED:**

- Provide dewatering for underground conduit, manholes, and equipment.
- Provide physical installation of generator, fuel tanks, assembly of fuel system, assembly of misc parts shipped with generator. (Exhaust, fuel piping, intake system, neutral ground resistors) Provide fuel for testing and final fill, concrete pads, generator control panels, and equipment for offloading on site.
- Provide GPR of existing grounds.
- Provide VFD and motor control equipment, only installation only provided. (Equipment by others)
- Patching and refurbishing of finished grade after installation.
- Provide installation of RTU tower or antenna provided by others.
- Provide and install any electrical buildings of concrete or manufactured.
- Bid bond not included.
- Provide and install access control system.
- Provide portable toilets, dumpsters or removal of such.
- Provide and install any motors or pumps.
- Provide termination & testing of low voltage wiring associated with access control, cameras, fire alarm.
- Provide low voltage control panels, instruments, PLC's or equipment.
- Provide and install concrete conduit curbs, exterior and interior concrete pads for floor mounted equipment.
- Provide cutting and patching of existing surfaces for installation of new equipment.
- Provide patching of any surfaces damaged or removed to complete new installation.
- Power or Telephone Co. charges for temporary or permanent usage during project.

***LUMP SUM TOTAL INCLUDING THE SPEC'D GENSET…$11,391,600.00***

***LUMP SUM TOTAL INCLUDING THE ALTERNATE GENSET…$11,106,600.00***

- ODP for tax savings on generator cost.
  Spec'd genset per quote..***$2,017,200.00*** **112 weeks lead time**.
  Tax..***$140,904.00***

- Alt genset per quote..***$1,796,950.00*** **62 weeks lead time**.
  Tax..***$125,486.50***
  ***(Alt genset quoted with a smaller displacement than the spec'd. This lowers the overall quote as well as the lead time for the equipment), Quote is attached to this proposal along with the spec'd version.***

29252 U.S. Highway 27 / Dundee, Florida 33838-4285
Phone (863) 439-7401, (877) 439-7401, Fax (863) 439-2045
WWW.blsmithelectric.com

- ODP for tax savings on switchgear cost.
  Switchgear quote..***$1,727,500.00*** **62 weeks lead time**.
  Tax..***$120,625.00***

***Due to market volatility this quote is only valid for 30 days.***

Thank you for the opportunity to submit this proposal. This proposal is based on Mon. through Fri. workdays between the hours of 7AM-3:30PM. Any hours beyond the previously stated will incur additional charges.

**Cordially,**

***Darren Sellers***
**Chief Estimator**
Office: 863-439-7401
Direct: 863-289-0319
Mobile: 863-557-8781
Email: Darren@BLSmithElectric.com
License # EC13012111

# MANATEE COUNTY

# SOUTHEAST WATER RECLAMATION FACILITY

# CAPACITY IMPROVEMENTS

# PHASE B

# INSTRUMENTATION & CONTROLS

## REV 1

**Date: 5/19/2026**
**Proposal #:** PCI 2025-103

PCI Vetrix
6996 Anderson Rd.
Tampa, FL 33634

**From:**

Hassan Ajami, PE, CAP
Vice President
PCI

## OVERVIEW

PCI is pleased to have an opportunity to provide the following proposal for Phase B of the Manatee County Southeast Water Reclamation Facility Capacity Improvements projects. The following sub-projects will be provided in our proposal:

- Meetings, Submittals, Training
- Control Panels & Spare Parts
- Instrumentation
- Startup & Testing
- Fiber

This proposal is based on PCI's understanding and interpretation of the following documentation:

- SEWRF Capacity Improv – Ph B IFC Conformed Set
- Manatee SERWRF Capacity Imp Phase B IFC Technical Specifications

## SCOPE

PCI's work scope for this proposal will include the following:

**Meetings, Workshops & Submittals**

- Attend the construction phase project meetings
- Develop and Submit the following
    - Control Panel layouts
    - Test Plans
    - Training Manuals
    - Loop Drawings
    - O&M Manual
    - As-Built Drawings
- Conduct the following training sessions
    - Operations Training – 4 x 4-hour sessions, held twice per day
    - Maintenance Training – 2 x 4-hour sessions, held twice per day

**Control Panels & Spare Parts**

- Develop the detailed designs for the Scada & Headworks panels
    - SP-23
        - Nema12 1-Door Enclosure
        - Rockwell/AB 5069-L320ER PLC
        - IO Modules
            - DI – Qty 2
            - AI – Qty 1
        - Stratix 5800 Ethernet Switch – Qty 1

        - Panel Mounted SCADA PC + Monitor
        - UPS
        - Modbus Converter – Qty 1
        - Fiber-Ethernet Media Converter – Qty 2
        - Surge Supressors – Power, Analog, Digital
    - Fiber Patch Panels – Qty 2
        - EB-4
        - Blower Building 2
    - Pushbutton Panels, 2-Button – Qty 9
        - 2-Position Selector Switch – Qty 1
        - Pushbutton – Qty 1
    - Pushbutton Panels, 1-Button – Qty 4
        - 2-Position Selector Switch – Qty 1
- Procure and assemble the panels at PCI's facility in Tampa, FL
- Conduct internal and Factory testing on the panels
    - Unwitnessed FAT
    - Witnessed FAT
    - PCI will provide test PLC programs for IO checkout
    - SP-23 control panel will be available for the Engineer and Owner to conduct their own software testing.
- Package and ship to the project site
- Provide the following Spare Parts
    - PLC Module – Qty 1
    - Digital Input Module – Qty 2
    - Analog Input Module – Qty 2
    - 24VDC Power Supply – Qty 2
    - Network Switch – Qty 1
    - Fiber-Ethernet Media Converter – Qty 1
    - Modbus Converter – Qty 1
    - Power Surge Supressor – Qty 1
    - Analog Signal Surge Supressor – Qty 5
    - Digital Signal Surge Supressor – Qty 5

**Instrumentation**

- Procure the following instruments
    - Sonic Flow Meter – Qty 2
        - FE/FIT-34101 is listed in the specifications but is not on the drawings. Drawing I34.001 was in the 90% set but is missing from the IFC set.
    - Level Float Switch – Qty 2
    - Radar Level Sensor – Qty 1
    - Pressure Gauge – Qty 6
        - 2 with diaphragm seals
        - PI-34101/102/103/104 are listed in the specifications but are not on the drawings. Drawing I34.001 was in the 90% set but is missing from the IFC set.

- Perform calibration and startup on the instruments supplied by PCI

**Startup & Testing**

- Verify network connectivity between the new equipment and the Scada system
- Conduct Loop Checkout of field signals to the new PLC and the plant's Scada system
- Perform internal system startup testing
- Conduct startup of the system
    - Verify monitored signals
    - Verify control from the plant's Scada system
    - Participate in the Operational Readiness Test
    - Participate in the System Acceptance Test

**Fiber**

- Provide two (2) 12-strand MM fiber cables
    - FO-10 – EB.4 to EB.5
    - FO-11 – EB.4 to Blower Building 2
- Perform fiber termination and testing

## CLARIFICATIONS

This proposal includes the following exceptions/clarifications:

- Only Phase B equipment is included.
- AGS and other Vendors supplied systems and equipment are by others.
- Programming and related submittals, startup, testing, and training are excluded.
- SCADA licenses for the new OIT are existing.
- SCADA and Camera workstations and hardware listed in 13330 are excluded.
- Mechanical equipment and work are by others.
- Wiring and conduit will be provided by others.
- Field installation of equipment is by others.
- Vega Radar level instrument is provided in place of the specified E+H Ultrasonic.

## COMMERCIAL

**Total: $388,173.00**

- **Sales Tax is included.**
- **Bond cost is not included and can be provided upon request.**
- **Project pricing is based on PCI receiving a PO for the complete scope outline above.**

**Terms & Conditions:**

- This proposal is valid for 90 days from the date above.
- Shipping costs are included to PCI's office in Tampa, Florida
- If the purchase order is cancelled after being awarded to PCI, all labor and/or materials used on the project will be invoiced up to the time the written cancellation notice is received by PCI.
- Payment terms: Net 30 days

Thank you very much for opportunity. If you have any questions concerning this proposal, please contact Hassan Ajami at (813) 392-3340.

Sincerely,

Hassan Ajami, PE, CAP
Vice President
PCI, LLC
hajami@pci-vetrix.com

# QUOTE

**Number** GFLQ1829

**Date** May 29, 2026

**To:** **PCL Construction**
Christian Schultz
1 North Dale Mabry Hwy Ste. 300
Tampa, FL 33609

**Job Name:** SEWRF Manatee Double Line
**Job Location:** Manatee, FL
**Contract Number:** 052926ML

Please review, approve, sign and return the attached quotation and attachments to us so that we may put your project into our schedule. If you have any technical questions, please direct them to Jeremy Strickland, jeremy.strickland@coltgrp.com. We look forward to working with you on your project.

***ACCEPTANCE OF THIS QUOTATION - WHETHER BY SIGNATURE, EMAIL CONFIRMATION, PAYMENT, OR COMMENCEMENT OF WORK - CONSTITUTES AGREEMENT TO THE ATTACHED TERMS AND CONDITIONS.***

**All material is NON-AIS unless specifically noted in quote.

**Price does not include sales tax. If Job is tax exempt please forward certificate or Applicable tax will be added

**Prices reflect Regular Hourly Rate and does not include Night/Weekend Rate Unless Specified. Refer to service agreement for billable rates.

| Qty | Description | Unit Price | Ext. Price |
|---|---|---|---|
| | **LINE STOP SERVICES AIS PRICED** | | |
| **1** | **6" Double Line Stop (Ductile, Cast Iron, PVC, AC)**<br>*Carbon Steel EC Line Stop Fitting rated to 250psi | **$13,247.00** | **$13,247.00** |
| **1** | **12" Double Line Stop (Ductile, Cast Iron, PVC, AC)**<br>*Carbon Steel EC Line Stop Fitting rated to 250psi | **$29,032.00** | **$29,032.00** |
| *4* | *Daily Rental Rate per Line Stop Unit after 7th day online (4"-12" Line Stops) (Optional)* | *$500.00* | *$2,000.00* |
| **4** | **Blow off tap for 4" - 12" line stops (Permanently Installed)** | **$1,975.00** | **$7,900.00** |

PRICE AND DELIVERY TO REMAIN FIRM FOR 30 DAYS FROM DATE OF QUOTATION; THEREAFTER, ALL PRICES WILL BE SUBJECT TO CHANGE WITHOUT NOTICE UP TO THE DATE OF RECEPT OF YOUR ORDER AND OUR ACCEPTANCE.

**Colt Group**
**102 Commerce Way**
**Sanford, FL 32771**
**(P) 407-607-4141**
**www.coltgrp.com**

| Qty | Description | Unit Price | Ext. Price |
|---|---|---|---|
| 1 | **Estimated Tax on Materials** | $1,358.88 | $1,358.88 |

**Total:** **$51,537.88**

Line Pressure_____ Pipe OD_____ Pipe Contents_____

Authorized Signer _____ Date_____
For

PCL Construction

PRICE AND DELIVERY TO REMAIN FIRM FOR 30 DAYS FROM DATE OF QUOTATION; THEREAFTER, ALL PRICES WILL BE SUBJECT TO CHANGE WITHOUT NOTICE UP TO THE DATE OF RECEPT OF YOUR ORDER AND OUR ACCEPTANCE.

**Colt Group**
**102 Commerce Way**
**Sanford, FL 32771**
**(P) 407-607-4141**
**www.coltgrp.com**

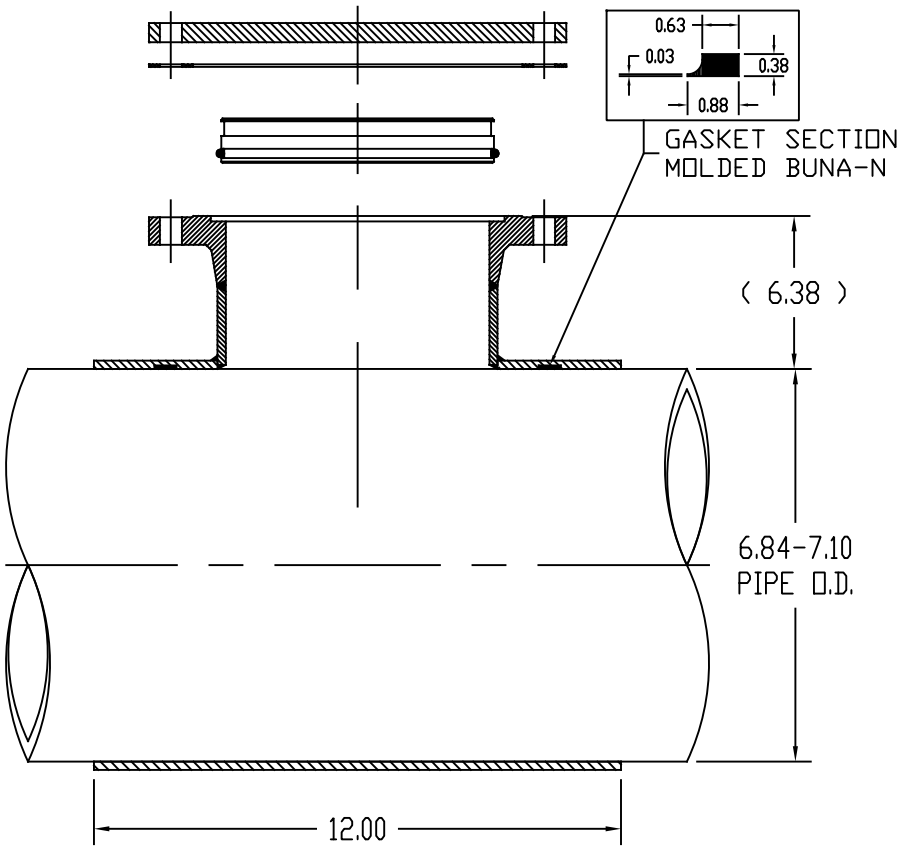


SECTION

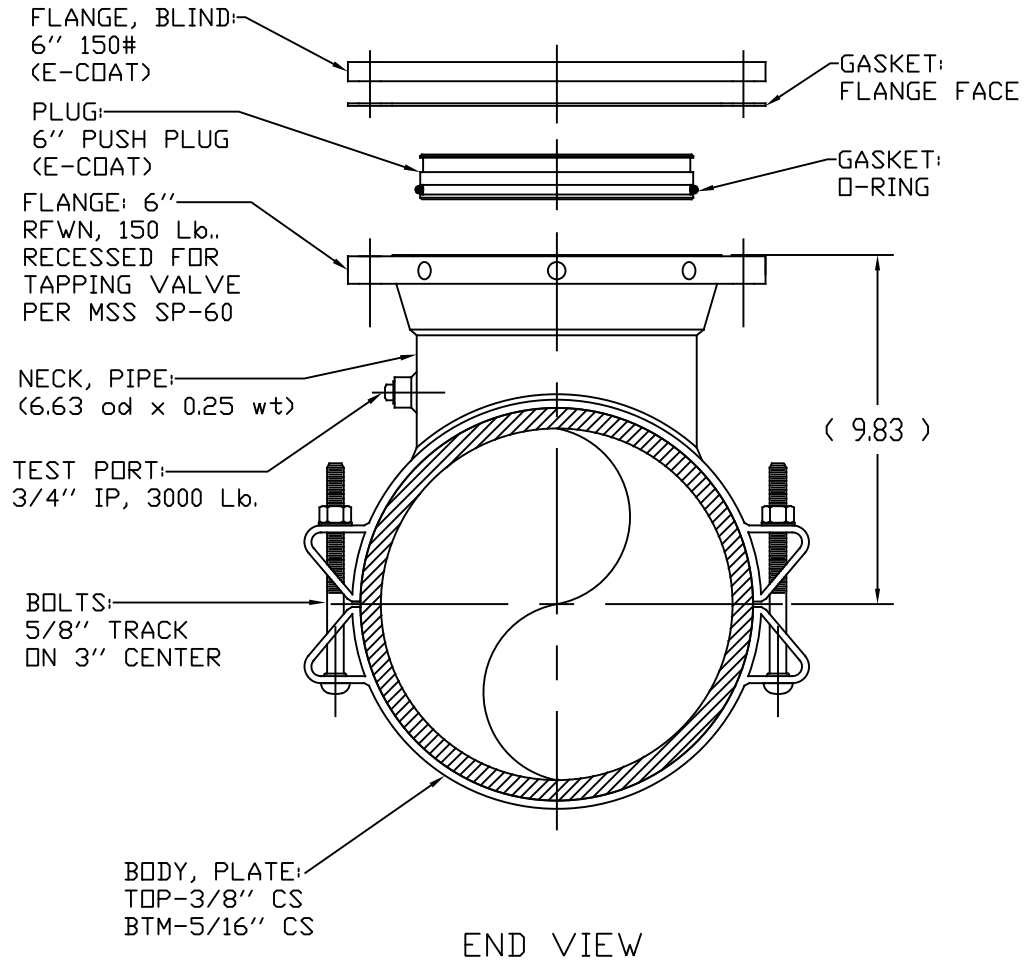


END VIEW

NOTES:

1. DESIGN AND FAB PER AWWA C223.
2. WORKING PRESSURE: 150 PSI
3. FINISH: FUSION EPOXY COAT
4. FASTENERS: 304 SS
5. FAB TO LINE STOP ACCURACY

THIS DRAWING INCLUDING ALL NOVEL AND PATENTED OR PATENTABLE SUBJECT MATTER EMBODIES CONFIDENTIAL INFORMATION OF JCM INDUSTRIES, INC. AND IS LOANED WITH THE UNDERSTANDING THAT IT WILL NOT BE REPRODUCED NOR BE USED FOR ANY PURPOSE EXCEPT FOR WHICH LOANED UNLESS WRITTEN PERMISSION IS GRANTED BY THE OWNER AND THAT IT SHALL BE RETURNED UPON DEMAND.

| REVISIONS | DATE | S | BY | APVD. |
|---|---|---|---|---|
| | | | | |

JCM
JCM INDUSTRIES, INC. NASH, TX.
P.O. BOX 1220
NASH, TX 75569
www.jcmindustries.com
OFFICE: (903) 832-2581
TOLL FREE: (800) 527-8482
FAX: (800) 874-9524

# 440-0690 X 6 T12 ESS

CARBON STEEL LINE STOP FITTING

| UNLESS OTHERWISE SPECIFIED TOLERANCES TO BE | | | DRAWN BY | CHECKED BY | APVD. BY | DWG. NO. | REV. |
|---|---|---|---|---|---|---|---|
| FRACTIONS | DECIMALS | ANGLES | RLP | CAP | ----- | GEN-019448 | |
| ± 1/8" | .063 | 2° | DATE 04/23/2020 | NO. SHEETS 1 of 1 | SCALE ----- | PART NO. | - |

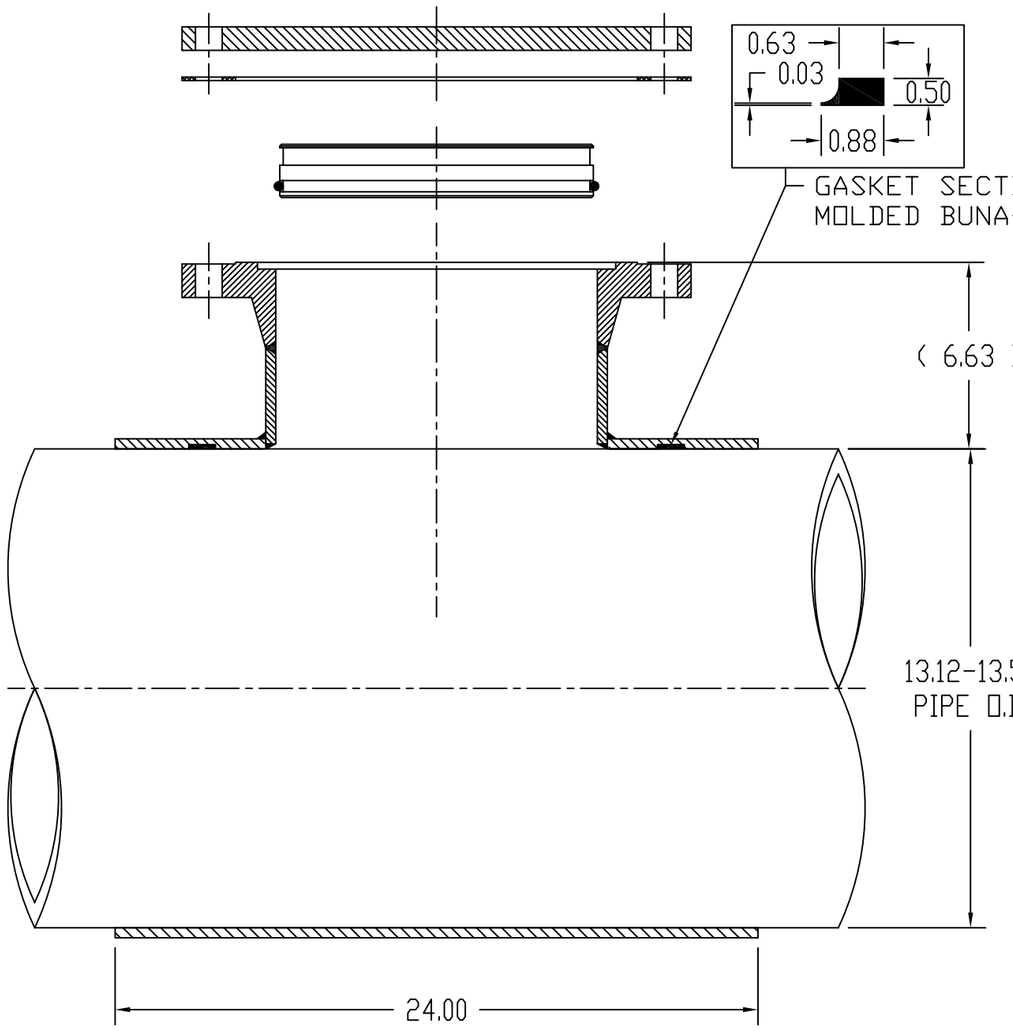


SECTION

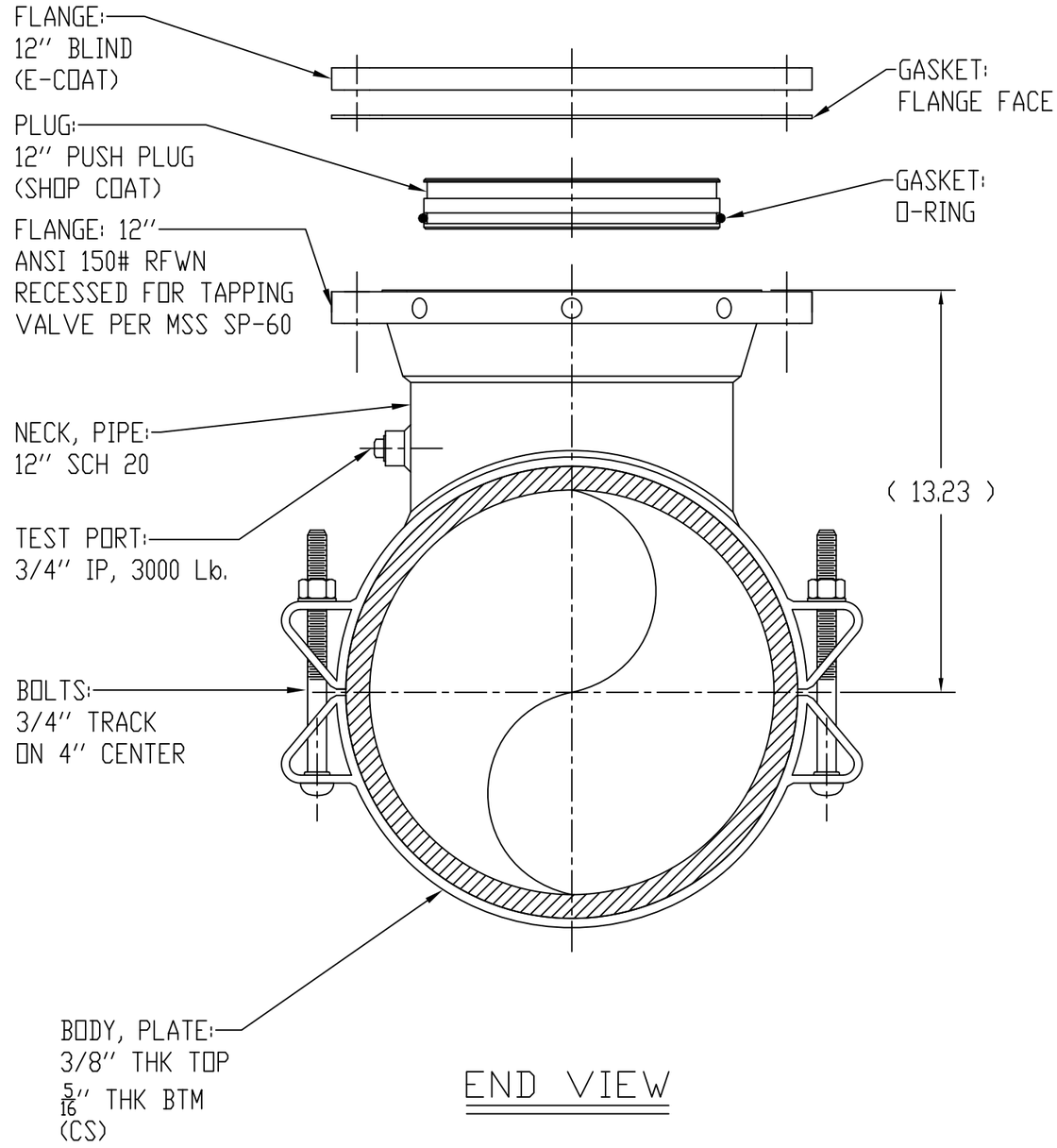


END VIEW

NOTES:

1. ALL WELDS PER AWWA C-223
2. WORKING PRESSURE: 150 PSI
3. FINISH: FUSION EPOXY COAT
4. FASTENERS: 304 SS

THIS DRAWING INCLUDING ALL NOVEL AND PATENTED OR PATENTABLE SUBJECT MATTER EMBODIES CONFIDENTIAL INFORMATION OF JCM INDUSTRIES, INC. AND IS LOANED WITH THE UNDERSTANDING THAT IT WILL NOT BE REPRODUCED NOR BE USED FOR ANY PURPOSE EXCEPT FOR WHICH LOANED UNLESS WRITTEN PERMISSION IS GRANTED BY THE OWNER AND THAT IT SHALL BE RETURNED UPON DEMAND.

| REVISIONS | DATE | S | BY | APVD. |
|---|---|---|---|---|
| | | | | |
| | | | | |
| | | | | |
| | | | | |
| | | | | |

JCM INDUSTRIES, INC. NASH, TX.
P.O. BOX 1220
NASH, TX 75569
www.jcmindustries.com
OFFICE: (903) 832-2581
TOLL FREE: (800) 527-8482
FAX: (800) 874-9524

# 440-1320 X 12 T12 ESS

CARBON STEEL LINE STOP FITTING

| UNLESS OTHERWISE SPECIFIED TOLERANCES TO BE | | | DRAWN BY | CHECKED BY | APVD. BY | DWG. NO. | REV. |
|---|---|---|---|---|---|---|---|
| FRACTIONS | DECIMALS | ANGLES | RLP | ----- | ----- | GEN-017638 | – |
| ± 1/4" | .125 | 5° | DATE 5/30/19 | NO. SHEETS 1 of 1 | SCALE ----- | PART NO. ----- | |

**Bypassing through Line Stop units on Sewer**

- Sewer by nature contains debris that could cause **catastrophic failure** of the bypass system resulting in reduced flow, no flow, and/or stuck equipment due to debris buildup.
- Using the line stop housing bypass connection with wastewater can cause clogging of the equipment. If the line stop equipment is completely clogged, Colt Services may not be able to remove the equipment, and the bypass may stop functioning completely.
- Please be advised that **bypassing sewage through our line stop units is strictly prohibited unless written approval is provided in advance, this form signed/returned, and the understanding that the contractor is assuming any and all risks.**
- **Colt Services will not be held liable for any failure, system disruption, or damage resulting from sewer bypass operations.**
- Any **additional costs** incurred, including labor, materials, equipment mobilization, equipment repair, additional line stops, or emergency response—will be **charged** directly to the contractor.

Company Name: _____

Authorized Signer: _____

Printed Name of Signer: _____

Title: _____

Date: _____

**General Conditions of Work Order**

1. Price valid for ductile or cast iron pipe only unless otherwise specified herein.
2. Company to provide line stop fittings/valve insertions. Contractor to provide all material for live taps using tapping sleeves with a "tap flange" outlet unless specified otherwise in the Scope of Work.
3. Price is based upon the cost of materials in effect as of the date of this Work Order. The Price shall be increased by, and the Contractor shall reimburse Company for the amount of any increases in the cost of material (e.g. structural steel) as of the date of purchase by the Company. The Company will provide notice of any increase in the cost of material at the time of ordering.
4. ALL APPLICATIONS: You or your representative will be asked by our personnel to verify and confirm the pipeline operation pressure is reduced to safe working limit (<90 psi). If pipe breaks during fitting/equipment installation or equipment operation (i.e. tapping, deploying line stop) Company is not liable for any cost associated with repairing broken pipe. If fitting starts leaking during/after equipment operation, Company is not liable for any cost associated with repairing leaking fitting. Coupon retrieval is not guaranteed and in the event the coupon is not retrieved, or pilot bit is broken, Company is not liable for any costs associated with retrieval. Pipe O.D., pipe pressure, pipe type, product and temperature are to be verified prior to work being scheduled. Lifting of larger diameter equipment may be required. DR Rating will be required for PVC and HDPE pipe. TAPS: For 1 inch taps performed on 12 inch and larger cast iron pipe, a tapping saddle must be used and provided by others unless specified otherwise in Scope of Work. LINE STOPS: Flow Rate of 1 foot per second for single line stop | 2 feet per second for double line stops shall not be exceeded. Complete shutdown is not guaranteed by Company. If line stop does not deploy into pipe because of pipe imperfections, Company will be paid in full for its attempt. Company is not liable for any delay for any line stop that does not seal to a workable shutdown. Company has sole discretion to determine when a shutdown allows for work to be safely performed. If line stop gets locked into place due to flow/draw, Company is not responsible for damages. Cost associated with repair to damaged equipment will be billed to Contractor. INSTA VALVES: Company will not exceed the Manufacturers Guarantee of valve performance of the manufacturer installed. Insta Valves do not guarantee a 100% shutdown.
5. Unless specifically stated herein, Price includes standard hardware on fittings. Material quoted herein does NOT meet Buy America, Buy American, American Iron and Steel (AIS) or any similar specifications ("Specialty Material"), unless otherwise specifically stated herein. Allow 3 to 4 weeks shipping time for Specialty Material.
6. Excavation is to be provided by others unless specified otherwise in the Scope of Work. Pipe restraining, concrete and cold weather protection to be provided by others. Price excludes permits, tap or inspection fees, shoring, dewatering, Miss Dig or traffic control, insurance requirements over and above Company's current coverage, bonds, special safety equipment, safety meetings, site visits, and pre-task plans.
7. Contractor shall cause the premises where the Work is to be performed (the "Premises") to be in a condition that is proper and suitable for Company's performance of the Work based upon applicable law, regulation, and industry practice. Without limiting the generality of the foregoing, Contractor shall cause any excavation where the Work is to be performed to be in a safe working condition and in accordance with OSHA and MIOSHA standards. Company does not assume any obligations related to the integrity of any pipes or existing structures. Contractor shall assume the risk for any damage to pipes, existing structures, or any other property, caused by Company in performing the Work unless such damage is caused by the gross negligence of Company.
8. Unless specifically stated herein, Price does not include prevailing wage rates, and never includes fringe benefit contributions to Operating Engineers Local 324 (OE 324).
9. Price is for regular, non-emergency working hours only which are Monday through Friday from 7:00 a.m. to 5:00 p.m., port to port. Overtime hours will be charged over and above Price at $190.00 per hour per service truck and $165.00 per hour per laborer/technician. Downtime will be charged at a rate of $125.00 per hour per service truck and $85.00 per hour per technician/laborer.
10. CANCELLATION CHARGES: Line Stop or Valve Insertion: (i) cancelled 12-24 hours prior to scheduled time: $1,000.00; (ii) cancelled the day of or on-site: $1,500.00. Taps: (i) cancelled 12-24 hours prior to scheduled time: $250.00; and (ii) cancelled the day of or on-site: $400.00. All other work: (i) cancelled 12-24 hours prior to scheduled time: $400.00; (ii) cancelled the day of or on-site: $800.00. Cancellation fee does not include travel time.
11. Notwithstanding any provision to the contrary in any Contract Documents, the General Conditions of Work Order and Work Order Standard Terms shall govern over any conflicts or ambiguities in the Contract Documents.
12. No term or provision that Contractor incorporates by reference into this Work Order shall be binding on Company unless it is provided to Company prior to Company providing Work Order to Contractor.

**Work Order Standard Terms**

1. Application. These Standard Terms ("Terms") govern the Work Order between Company and Contractor for the performance of the Work. The parties' agreement shall consist only of these Terms, the Work Order and General Conditions of Work Order. Any document submitted by Contractor to Company confirming its intention to authorize the Work will be deemed to constitute a confirmation and acceptance of these Terms, even if the document states terms in addition to or different from those in the Work Order or these Terms. All agreements between Company and Contractor will be solely under these Terms. Company expressly objects to (and does not accept) any and all additional or different terms contained in any document submitted to Company by Contractor.
2. Scope of Work. Price is based upon the scope of Work set forth in the Work Order. In case of any reduction in the scope of Work by the Contractor, in addition to any other rights of the Company, the Company may, at its option and in its sole discretion, immediately terminate all or any part of the Work Order by giving the Contractor written notice.

3. Offer Expiration. The above offer made by Company, including Pricing, is valid for a period of 30 days, provided that Company may withdraw the offer at any time prior to Contractor's acceptance.

4. ACCEPTANCE. CONTRACTOR SHALL BE DEEMED TO HAVE ACCEPTED THE WORK ORDER AND TO HAVE FORMED A CONTRACT BASED EXCLUSIVELY ON THE WORK ORDER, INCLUDING THESE TERMS, WHEN CONTRACTOR DOES ANY OF THE FOLLOWING: (I) BEGINS PERFORMANCE UNDER THE WORK ORDER; (II) ACKNOWLEDGES THE WORK ORDER; OR (III) ENGAGES IN ANY OTHER CONDUCT THAT RECOGNIZES THE EXISTENCE OF A CONTRACT WITH RESPECT TO THE SUBJECT MATTER OF THE WORK ORDER.

5. Terms of Payment. Contractor shall pay the Price to Company within 30 days of receiving an invoice for the Work from Company. Any amounts due by Contractor to Company that are unpaid on or after 30 days following the date of Company's invoice will bear interest at the rate of 1.5% per month or the maximum rate permitted by law, whichever is less. The accrual or payment of any interest as provided above will not constitute a waiver by Company of any rights and remedies in connection with a default by Contractor. Contractor's obligation to pay the Price to Company is absolute and not conditioned upon Contractor's receipt of payment from any owner or third-party. Contractor will pay all court costs, attorney fees, and other costs incurred by Company in collecting past-due amounts, including interest. The payment terms are applicable only for customers with established credit. COD customers must have credit card on file before the Work is scheduled.

6. Time of Performance. Company shall perform the Work at a time that is mutually agreed upon by Company and Contractor. In the event that Company attempts to perform the Work at such agreed upon time and is unable to perform the Work because (A) the Premises do no meet the standard imposed by Section 4 above or (B) Contractor is not prepared for the Work to be performed, the Contract Price shall be increased by an amount equal to Company's actual costs related to the delay (including, without limitation, remobilization costs and travel time).

7. Acceptance of Work. Contractor will have the right to inspect the Work for defects and nonconformance while Company is performing the Work (and immediately thereafter while Company is still on the Premises). After Company leaves the Premises, Contractor will be deemed to have irrevocably accepted the Work, if not previously accepted. After acceptance, Contractor will have no right to object to the Work for any reason or revoke acceptance.

8. Warranty Disclaimer. Company warrants that it will perform the Work in a workmanlike manner and consistent with industry practices. COMPANY MAKES NO WARRANTY IN ADDITION TO THE FIRST SENTENCE OF THIS SECTION 8, EXPRESS OR IMPLIED, WITH RESPECT TO OR IN ANY WAY RELATING TO THE WORK, WHETHER BASED ON BREACH OF WARRANTY OR CONTRACT, NEGLIGENCE, STRICT LIABILITY OR OTHERWISE, INCLUDING, WITHOUT LIMITATION, ANY IMPLIED WARRANTIES OF MERCHANTABILITY OR FITNESS FOR A PARTICULAR PURPOSE.

9. Modifications and Waiver; Entire Agreement. Neither party has rights, warranties, or conditions expressed or implied, statutory or otherwise, other than those contained in the Contract. The Contract contains the entire agreement between Company and Contractor and can be modified or rescinded only by a writing signed by both parties. No waiver of any provision of the Agreement will be binding unless in writing signed by an authorized representative of the party against whom the waiver is asserted, and unless expressly made generally applicable, will apply only to the specific case for which the waiver is given. Failure of either party to insist on strict performance of the Agreement will not be construed as a waiver of any term or condition of the Agreement.

10. Compliance with Laws; Indemnification. Contractor shall be responsible for compliance with any and all federal, state, or local laws or regulations regarding the Work and shall indemnify and hold Company harmless from and against any and all claims of violations of laws or regulations or other claims (or actual cases) of personal injury or property damage directly or indirectly related to the Work, including, without limitation, any fines or losses resulting from MIOSHA determining the Premises are not in proper condition. In the event Company is forced to institute legal action to enforce this Agreement, Contractor shall pay Company's costs, including reasonable attorney fees.

11. Governing Law, Jurisdiction and Venue. The Work Order and these Terms will be governed by and construed in accordance with the laws of the State of Florida. The parties hereto hereby irrevocably and unconditionally consent to and submit to the exclusive jurisdiction of the courts of the State of Florida (the "Florida Courts") for any litigation, excepting any claim to foreclose a lien, arising out of or relating to the Work Order and the transactions contemplated hereby (and agree not to commence any litigation relating thereto except in such courts), waive any objection to the laying of venue of any such litigation in the Florida Courts and agree not to plead or claim in any Florida Court that such litigation brought therein has been brought in any inconvenient forum.

12. Force Majeure. Neither Party will be liable for any failure or delay in performing an obligation under the Work Order that is due to any of the following causes, to the extent beyond its reasonable control: acts of God, accident, riots, war, terrorist act, epidemic, pandemic, quarantine, civil commotion, breakdown of communication facilities, natural catastrophes, governmental acts or omissions, changes in laws or regulations, national strikes, fire, explosion, generalized lack of availability of raw materials or energy.

    For the avoidance of doubt, Force Majeure shall not include (a) financial distress nor the inability of either party to make a profit or avoid a financial loss, (b) changes in market prices or conditions, or (c) a party's financial inability to perform its obligations hereunder.

# QUOTE

**Number** GFLQ1489

**Date** May 15, 2026

**To:** **PCL Construction**
Bill Naramore
1 North Dale Mabry Hwy Ste. 300
Tampa, FL 33609

**Job Name:** SERWRF Capacity Improvements
**Job Location:** Manatee, FL
**Contract Number:** 051526ML Rv1

Please review, approve, sign and return the attached quotation and attachments to us so that we may put your project into our schedule. If you have any technical questions, please direct them to Jeremy Strickland, jeremy.strickland@coltgrp.com. We look forward to working with you on your project.

***ACCEPTANCE OF THIS QUOTATION - WHETHER BY SIGNATURE, EMAIL CONFIRMATION, PAYMENT, OR COMMENCEMENT OF WORK - CONSTITUTES AGREEMENT TO THE ATTACHED TERMS AND CONDITIONS.***

**All material is NON-AIS unless specifically noted in quote.

**Price does not include sales tax. If Job is tax exempt please forward certificate or Applicable tax will be added

**Prices reflect Regular Hourly Rate and does not include Night/Weekend Rate Unless Specified. Refer to service agreement for billable rates.

| Qty | Description | Unit Price | Ext. Price |
|---|---|---|---|
| | **TAPPING SERVICES** | | |
| 1 | **16" Test and Tap (Ductile, Cast Iron, PVC, AC)**<br>**Tap Machine is 10 feet in length. | **$1,275.00** | **$1,275.00** |
| | **LINE STOP SERVICES** | | |
| 1 | **24" Single Line Stop (Ductile, Cast Iron, PVC)** | **$24,475.00** | **$24,475.00** |
| 1 | **30" Single Line Stop (Ductile, Cast Iron, PVC)**<br>*30x24 CS EC line stop sleeve with 304 SS sleeve bolts - Rated up to 250psi | **$30,975.00** | **$30,975.00** |

PRICE AND DELIVERY TO REMAIN FIRM FOR 30 DAYS FROM DATE OF QUOTATION; THEREAFTER, ALL PRICES WILL BE SUBJECT TO CHANGE WITHOUT NOTICE UP TO THE DATE OF RECEPT OF YOUR ORDER AND OUR ACCEPTANCE.

**Colt Group**
**102 Commerce Way**
**Sanford, FL 32771**
**(P) 407-607-4141**
**www.coltgrp.com**

| Qty | Description | Unit Price | Ext. Price |
|---|---|---|---|
| **1** | **36" Single Line Stop (Ductile, Cast Iron, PVC)**<br>*36x24 CS EC line stop sleeve with 304 SS sleeve bolts - Rated up to 250psi | **$34,775.00** | **$34,775.00** |
| *3* | *Daily Rental Rate per Line Stop Unit after 7th day online (24"-42" Line Stops) (Optional)* | *$725.00* | *$2,175.00* |
| *3* | *Blow off tap for 24" - 42" line stops (Permanently Installed) (Optional)* | *$3,875.00* | *$11,625.00* |
| **1** | **Estimated Tax on Material (if applicable)** | **$2,393.13** | **$2,393.13** |
| **1** | **Mobilization** | **$375.00** | **$375.00** |
| | | **Total:** | **$94,268.13** |

Line Pressure_____ Pipe OD_____ Pipe Contents_____

***Number of Mobilizations TBD***

Authorized Signer _____ Date_____
For

PCL Construction

PRICE AND DELIVERY TO REMAIN FIRM FOR 30 DAYS FROM DATE OF QUOTATION; THEREAFTER, ALL PRICES WILL BE SUBJECT TO CHANGE WITHOUT NOTICE UP TO THE DATE OF RECEPT OF YOUR ORDER AND OUR ACCEPTANCE.

**Colt Group**
**102 Commerce Way**
**Sanford, FL 32771**
**(P) 407-607-4141**
**www.coltgrp.com**

## SECTION A - A

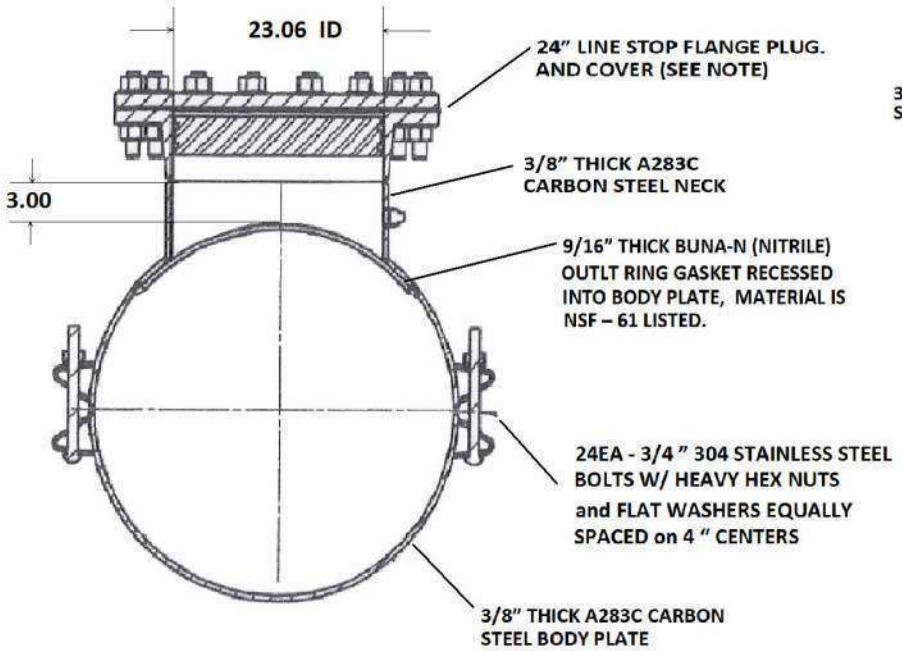


## TOP VIEW

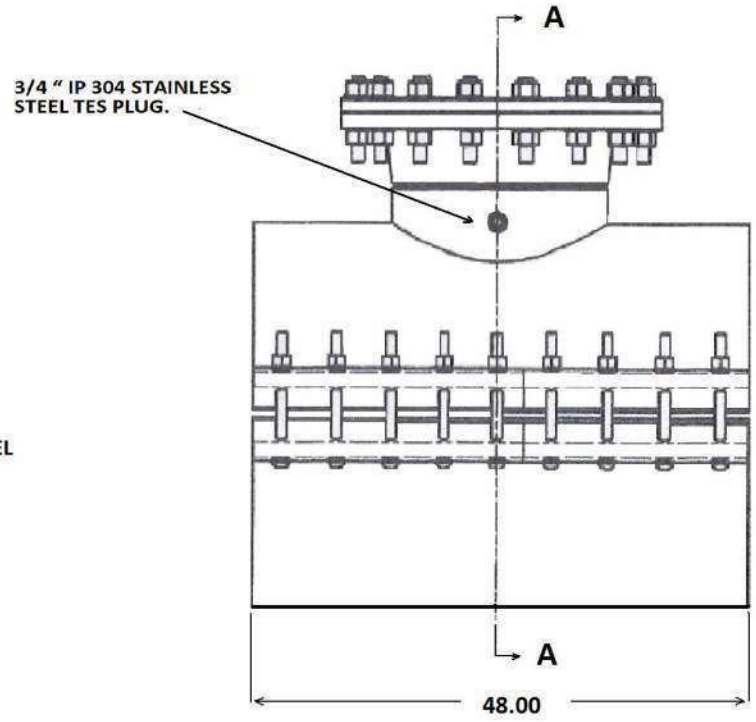


NOTES:

1) MAQP = 150 PSI
2) MATP + 225 PSI
3) FITTINGS MSUNUFACTURED TO AWWA C 223
4) FINISH = FUSION EPOXY

SHEET SIZE = 8 1/2 X 11

| TOLERANCES U.N.O | NOTES: | LINESTOP 36 X 24 |
|---|---|---|
| .XX= +/- .06<br>.XXX= +/- .015<br>FRACTIONS=<br>ANGLES= +/- 1°<br>MACH. FIN=<br>DATE: 12-12-12 | REMOVE BURRS AND SHARP EDGES.<br>ALL DIMENSIONS ARE IN INCHES.<br>DRAWING NOT TO SCALE. | (RANGE 38.10 - 38.50) |
| Reliant Pipeline Products Inc. | | P/N RPPCS3830-2424 |

NOTES:
1. 250 PSI MAX OPERATING PRESSURE
2. Ø23.00 ACCESS DIAMETER
3. FOR USE WITH Ø3.0 RAMS
4. WEIGHT: 2100 LBS

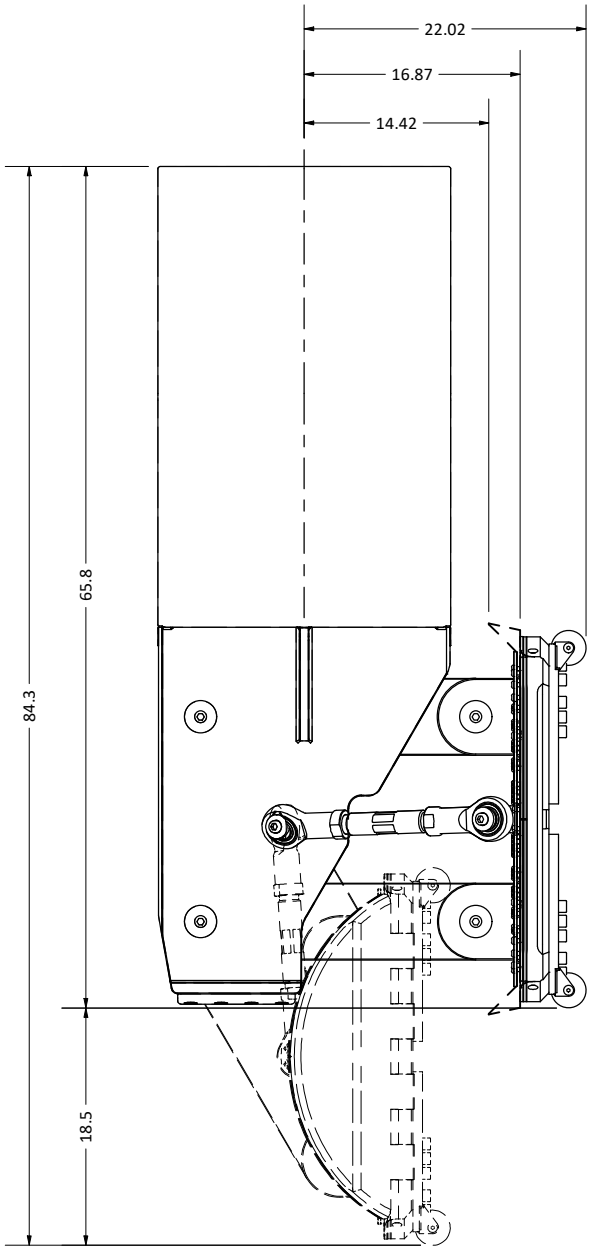


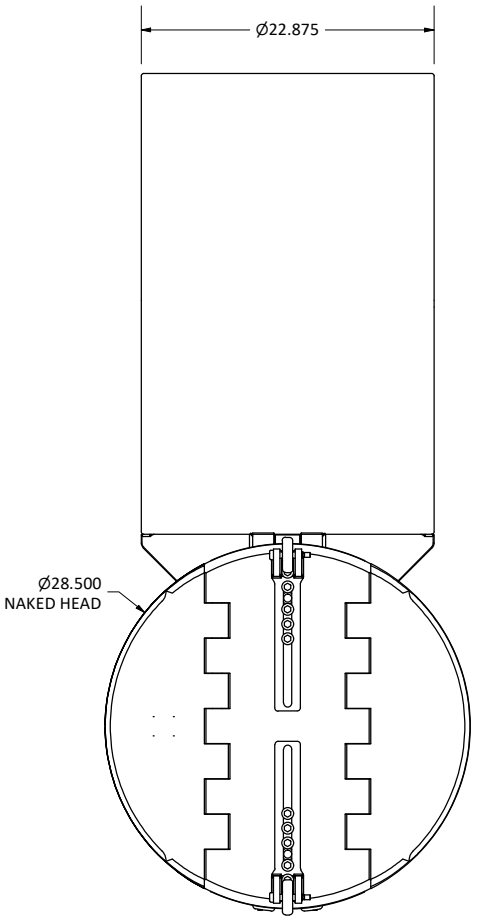


| | | | |
|---|---|---|---|
| UNLESS OTHERWISE SPECIFIED<br>ALL DIMENSIONS ARE IN INCHES<br>TOLERANCES:<br>DECIMALS: X.X ±0.03, X.XX ±0.01, X.XXX ±0.005<br>ANGULAR: ±.25°<br>REMOVE ALL BURS AND BREAK SHARP EDGES .015x45° CHAM | SCHALLERT ENTERPRISES<br>553 BIRCH ST.<br>LAKE ELSINORE, CA 92530<br>(951) 674-6773 | | MATERIAL<br>DESCRIPTION<br>ASSEMBLY<br>DRAWN B. BURNS 10/29/15<br>CHECKED 10/03/21<br>SCALE:<br>SHEET 1 OF 1 |
| | TITLE<br>30"-36" X 24" FOLDING HEAD | | |
| | SIZE A | DWG NO. FH3024-HP-28.50 | REV |

# SECTION A - A

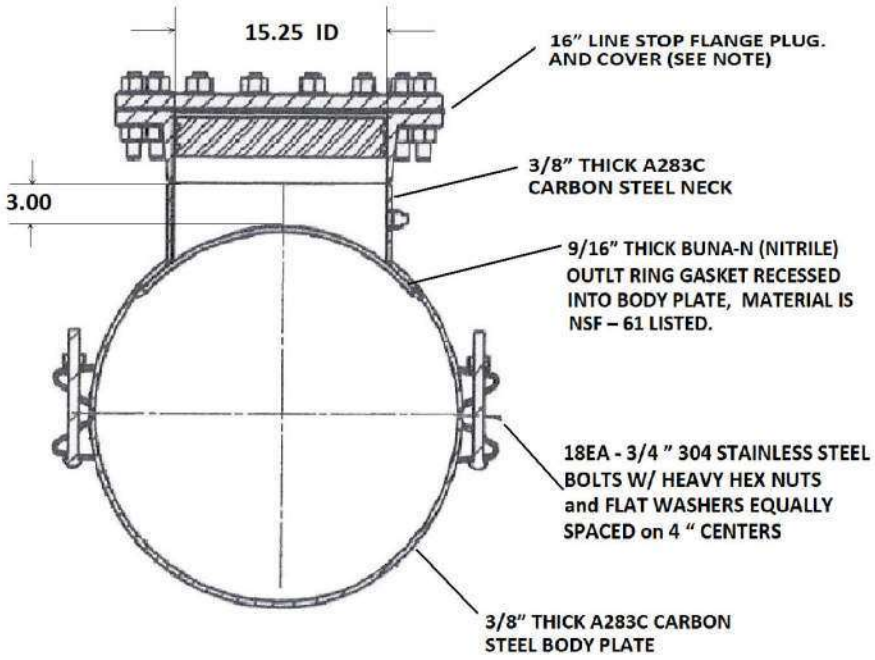


# TOP VIEW

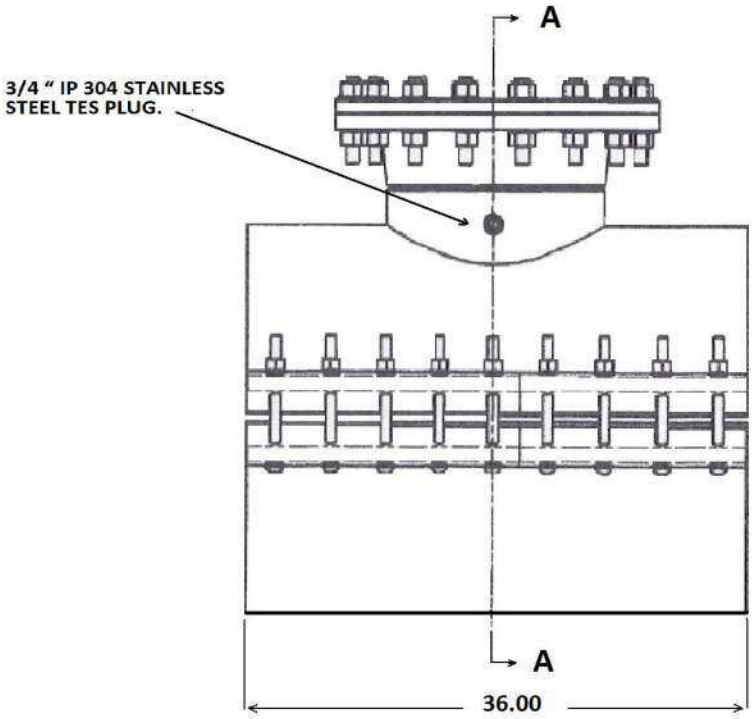


LINESTOP FLANGE = ANSI # 150 WELDNECK

LINSTOP PLUG = ASTM A36

COVER = AWWA C207 CLASS D BLIND

COMER HDW = ALLOY STEEL

SHEET SIZE = 8 1/2 X 11

NOTES:

1) MAQP = 150 PSI

2) MATP + 225 PSI

3) FITTINGS MSUNUFACTURED TO AWWA C 223

4) FINISH = FUSION EPOXY

| TOLERANCES U.N.O | NOTES: | LINESTOP 24 X 16 |
|---|---|---|
| .XX= +/- .06<br>.XXX= +/- .015<br>FRACTIONS=<br>ANGLES= +/- 1`<br>MACH. FIN=<br>DATE: 12-12-12 | REMOVE BURRS AND SHARP EDGES.<br>ALL DIMENSIONS ARE IN INCHES.<br>DRAWING NOT TO SCALE. | (RANGE 25.60 - 26.00) |
| Reliant Pipeline Products Inc. | | P/N RPPCS2580-1616 |

NOTES:
1. 250 PSI MAX OPERATING PRESSURE
2. Ø15.00 ACCESS DIAMETER
3. FOR USE WITH Ø3.0 RAMS
4. WEIGHT: 660 LBS

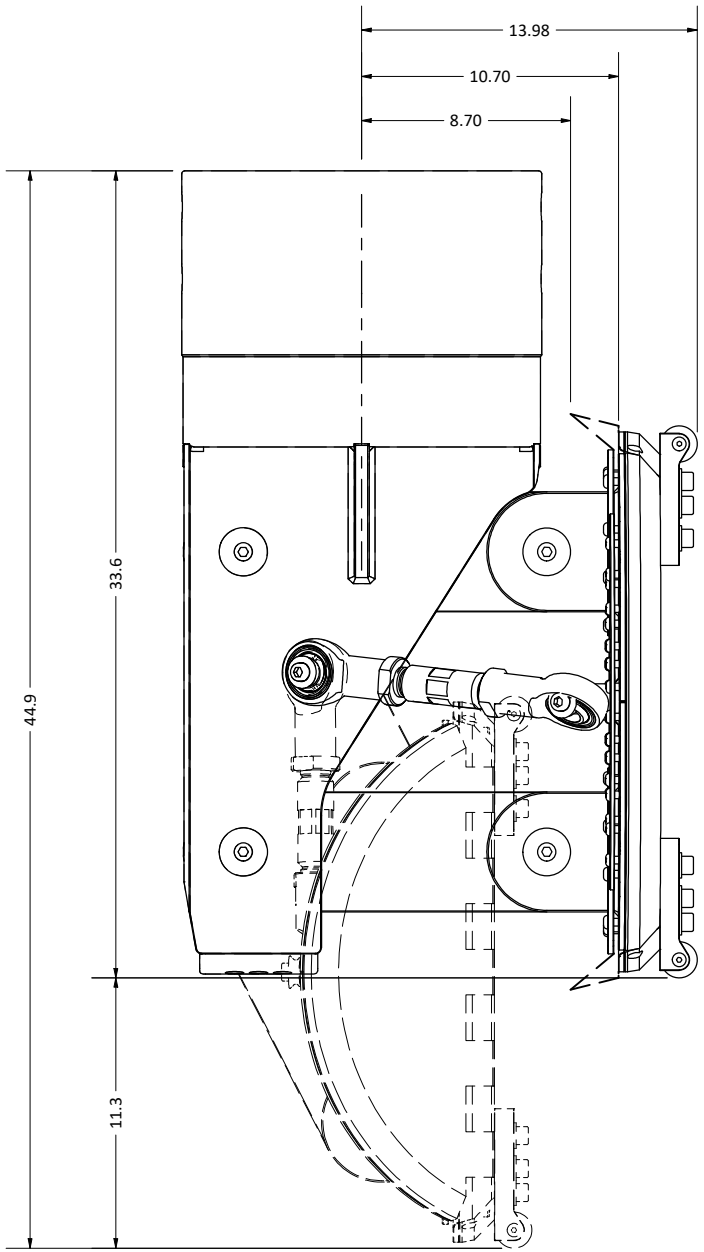


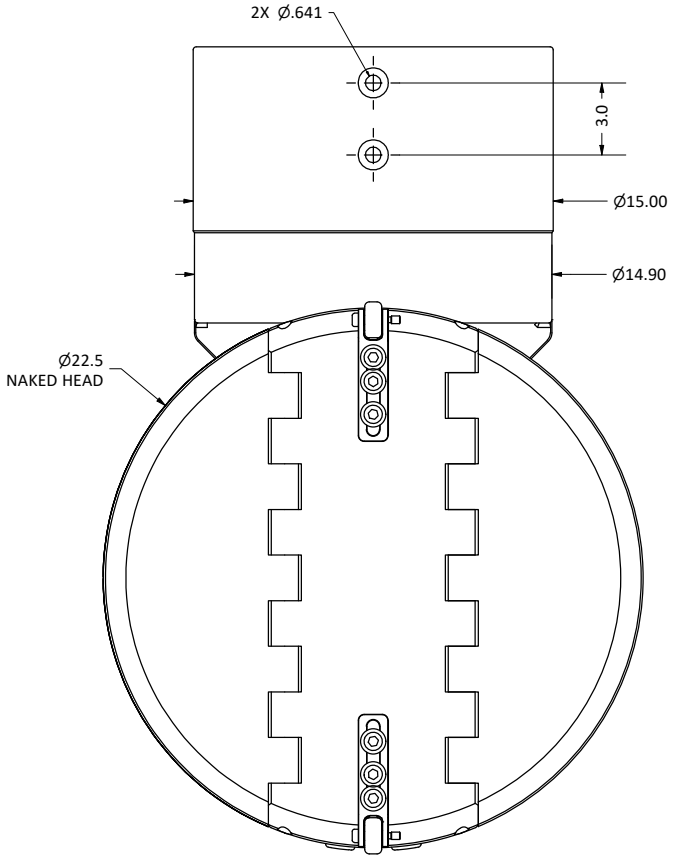


| | | | |
|---|---|---|---|
| UNLESS OTHERWISE SPECIFIED<br>ALL DIMENSIONS ARE IN INCHES<br>TOLERANCES:<br>DECIMALS: X.X ±0.03, X.XX ±0.01, X.XXX ±0.005<br>ANGULAR: ±.25°<br>REMOVE ALL BURS AND BREAK SHARP EDGES .015x45° CHAM | SCHALLERT ENTERPRISES<br>553 BIRCH ST.<br>LAKE ELSINORE, CA 92530<br>(951) 674-6773<br>TITLE: 24" X 16" FOLDING HEAD<br>SIZE: A<br>DWG NO.: FH2416-HP-22.50<br>REV: | MATERIAL<br>DESCRIPTION: ASSEMBLY<br>DRAWN: B. BURNS 05/02/16<br>CHECKED: 10/03/21<br>SCALE:<br>SHEET OF 0 | |

# SECTION A - A

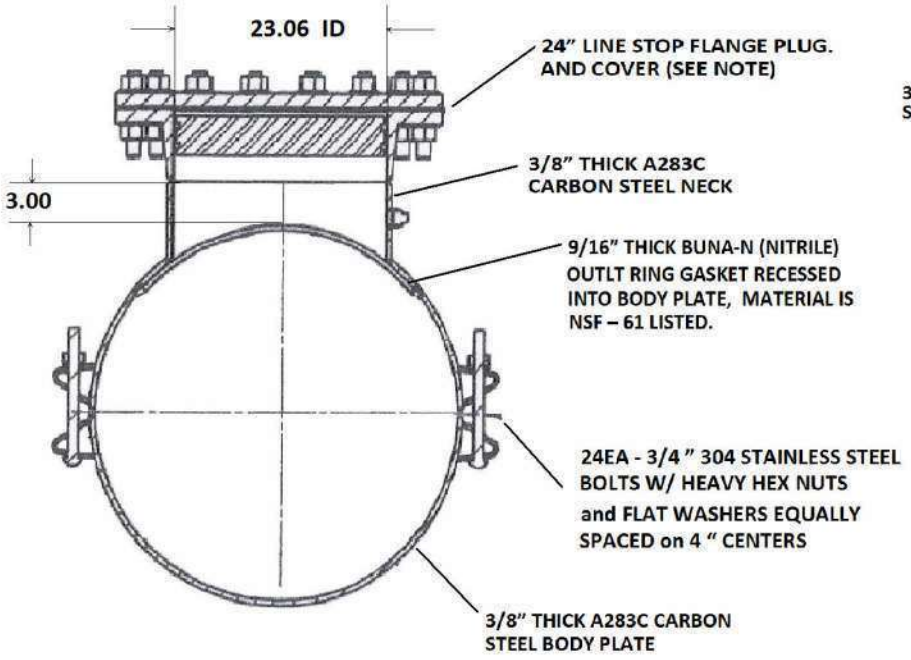


# TOP VIEW

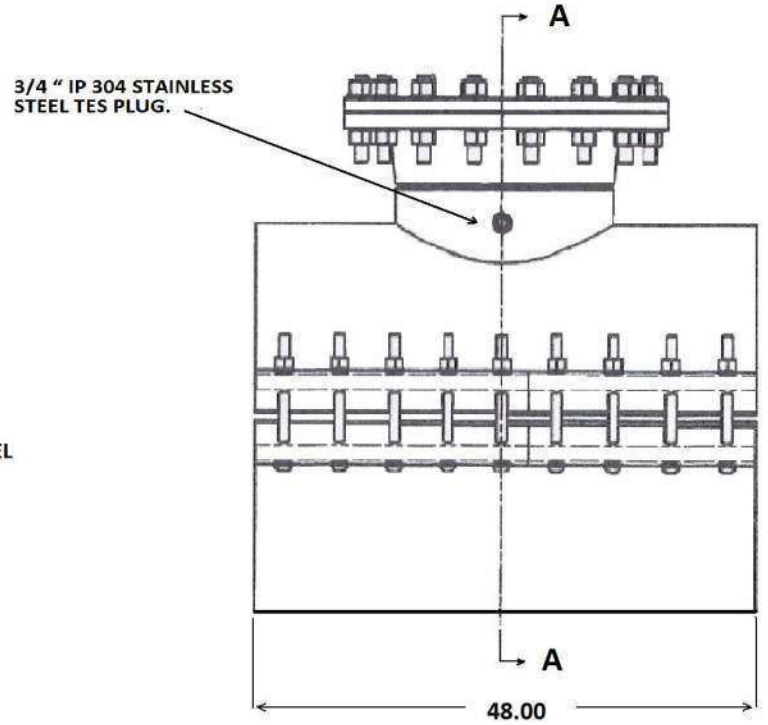


NOTES:

1) MAQP = 150 PSI
2) MATP + 225 PSI
3) FITTINGS MSUNUFACTURED TO AWWA C 223
4) FINISH = FUSION EPOXY

SHEET SIZE = 8 1/2 X 11

| TOLERANCES U.N.O | NOTES: | LINESTOP 30 X 24 |
|---|---|---|
| .XX= +/- .06<br>.XXX= +/- .015<br>FRACTIONS=<br>ANGLES= +/- 1°<br>MACH. FIN=<br>DATE: 12-12-12 | REMOVE BURRS AND SHARP EDGES.<br>ALL DIMENSIONS ARE IN INCHES.<br>DRAWING NOT TO SCALE. | (RANGE 31.80 - 32.20) |
| Reliant Pipeline Products Inc. | | P/N RPPCS3200-2424 |

NOTES:
1. 250 PSI MAX OPERATING PRESSURE
2. Ø23.00 ACCESS DIAMETER
3. FOR USE WITH Ø3.0 RAMS
4. WEIGHT: 2100 LBS

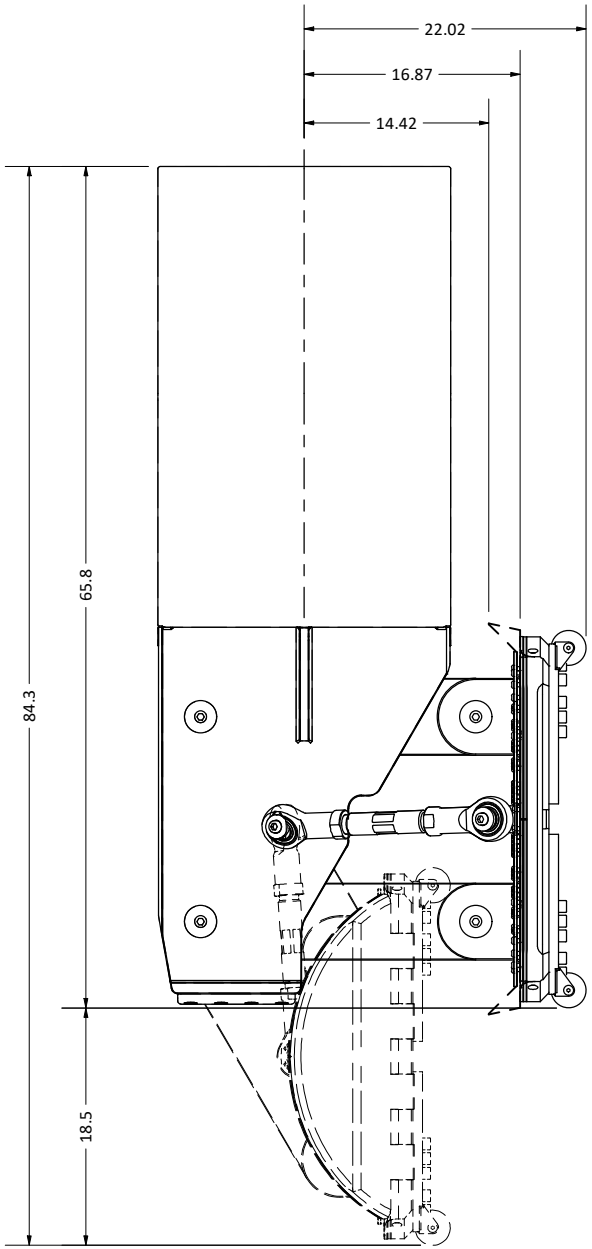


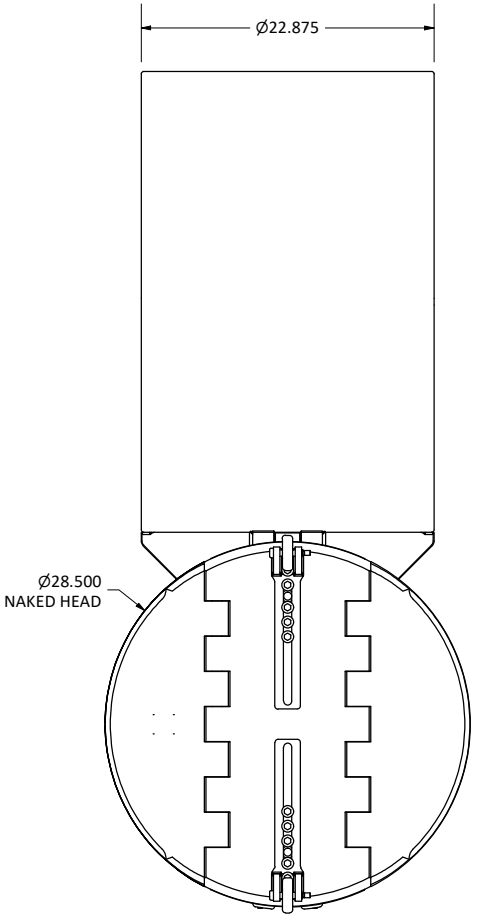


| | | | |
|---|---|---|---|
| UNLESS OTHERWISE SPECIFIED<br>ALL DIMENSIONS ARE IN INCHES<br>TOLERANCES:<br>DECIMALS: X.X ±0.03, X.XX ±0.01, X.XXX ±0.005<br>ANGULAR: ±.25°<br>REMOVE ALL BURS AND BREAK SHARP EDGES .015x45° CHAM | SCHALLERT ENTERPRISES<br>553 BIRCH ST.<br>LAKE ELSINORE, CA 92530<br>(951) 674-6773<br>TITLE: 30"-36" X 24" FOLDING HEAD<br>SIZE: A<br>DWG NO.: FH3024-HP-28.50<br>REV: | | MATERIAL<br>DESCRIPTION: ASSEMBLY<br>DRAWN: B. BURNS 10/29/15<br>CHECKED: 10/03/21<br>SCALE:<br>SHEET 1 OF 1 |

**Bypassing through Line Stop units on Sewer**

- Sewer by nature contains debris that could cause **catastrophic failure** of the bypass system resulting in reduced flow, no flow, and/or stuck equipment due to debris buildup.
- Using the line stop housing bypass connection with wastewater can cause clogging of the equipment. If the line stop equipment is completely clogged, Colt Services may not be able to remove the equipment, and the bypass may stop functioning completely.
- Please be advised that **bypassing sewage through our line stop units is strictly prohibited unless written approval is provided in advance, this form signed/returned, and the understanding that the contractor is assuming any and all risks.**
- **Colt Services will not be held liable for any failure, system disruption, or damage resulting from sewer bypass operations.**
- Any **additional costs** incurred, including labor, materials, equipment mobilization, equipment repair, additional line stops, or emergency response—will be **charged** directly to the contractor.

Company Name: _____

Authorized Signer: _____

Printed Name of Signer: _____

Title: _____

Date: _____

**General Conditions of Work Order**

1. Price valid for ductile or cast iron pipe only unless otherwise specified herein.
2. Company to provide line stop fittings/valve insertions. Contractor to provide all material for live taps using tapping sleeves with a "tap flange" outlet unless specified otherwise in the Scope of Work.
3. Price is based upon the cost of materials in effect as of the date of this Work Order. The Price shall be increased by, and the Contractor shall reimburse Company for the amount of any increases in the cost of material (e.g. structural steel) as of the date of purchase by the Company. The Company will provide notice of any increase in the cost of material at the time of ordering.
4. ALL APPLICATIONS: You or your representative will be asked by our personnel to verify and confirm the pipeline operation pressure is reduced to safe working limit (<90 psi). If pipe breaks during fitting/equipment installation or equipment operation (i.e. tapping, deploying line stop) Company is not liable for any cost associated with repairing broken pipe. If fitting starts leaking during/after equipment operation, Company is not liable for any cost associated with repairing leaking fitting. Coupon retrieval is not guaranteed and in the event the coupon is not retrieved, or pilot bit is broken, Company is not liable for any costs associated with retrieval. Pipe O.D., pipe pressure, pipe type, product and temperature are to be verified prior to work being scheduled. Lifting of larger diameter equipment may be required. DR Rating will be required for PVC and HDPE pipe. TAPS: For 1 inch taps performed on 12 inch and larger cast iron pipe, a tapping saddle must be used and provided by others unless specified otherwise in Scope of Work. LINE STOPS: Flow Rate of 1 foot per second for single line stop | 2 feet per second for double line stops shall not be exceeded. Complete shutdown is not guaranteed by Company. If line stop does not deploy into pipe because of pipe imperfections, Company will be paid in full for its attempt. Company is not liable for any delay for any line stop that does not seal to a workable shutdown. Company has sole discretion to determine when a shutdown allows for work to be safely performed. If line stop gets locked into place due to flow/draw, Company is not responsible for damages. Cost associated with repair to damaged equipment will be billed to Contractor. INSTA VALVES: Company will not exceed the Manufacturers Guarantee of valve performance of the manufacturer installed. Insta Valves do not guarantee a 100% shutdown.
5. Unless specifically stated herein, Price includes standard hardware on fittings. Material quoted herein does NOT meet Buy America, Buy American, American Iron and Steel (AIS) or any similar specifications ("Specialty Material"), unless otherwise specifically stated herein. Allow 3 to 4 weeks shipping time for Specialty Material.
6. Excavation is to be provided by others unless specified otherwise in the Scope of Work. Pipe restraining, concrete and cold weather protection to be provided by others. Price excludes permits, tap or inspection fees, shoring, dewatering, Miss Dig or traffic control, insurance requirements over and above Company's current coverage, bonds, special safety equipment, safety meetings, site visits, and pre-task plans.
7. Contractor shall cause the premises where the Work is to be performed (the "Premises") to be in a condition that is proper and suitable for Company's performance of the Work based upon applicable law, regulation, and industry practice. Without limiting the generality of the foregoing, Contractor shall cause any excavation where the Work is to be performed to be in a safe working condition and in accordance with OSHA and MIOSHA standards. Company does not assume any obligations related to the integrity of any pipes or existing structures. Contractor shall assume the risk for any damage to pipes, existing structures, or any other property, caused by Company in performing the Work unless such damage is caused by the gross negligence of Company.
8. Unless specifically stated herein, Price does not include prevailing wage rates, and never includes fringe benefit contributions to Operating Engineers Local 324 (OE 324).
9. Price is for regular, non-emergency working hours only which are Monday through Friday from 7:00 a.m. to 5:00 p.m., port to port. Overtime hours will be charged over and above Price at $190.00 per hour per service truck and $165.00 per hour per laborer/technician. Downtime will be charged at a rate of $125.00 per hour per service truck and $85.00 per hour per technician/laborer.
10. CANCELLATION CHARGES: Line Stop or Valve Insertion: (i) cancelled 12-24 hours prior to scheduled time: $1,000.00; (ii) cancelled the day of or on-site: $1,500.00. Taps: (i) cancelled 12-24 hours prior to scheduled time: $250.00; and (ii) cancelled the day of or on-site: $400.00. All other work: (i) cancelled 12-24 hours prior to scheduled time: $400.00; (ii) cancelled the day of or on-site: $800.00. Cancellation fee does not include travel time.
11. Notwithstanding any provision to the contrary in any Contract Documents, the General Conditions of Work Order and Work Order Standard Terms shall govern over any conflicts or ambiguities in the Contract Documents.
12. No term or provision that Contractor incorporates by reference into this Work Order shall be binding on Company unless it is provided to Company prior to Company providing Work Order to Contractor.

**Work Order Standard Terms**

1. Application. These Standard Terms ("Terms") govern the Work Order between Company and Contractor for the performance of the Work. The parties' agreement shall consist only of these Terms, the Work Order and General Conditions of Work Order. Any document submitted by Contractor to Company confirming its intention to authorize the Work will be deemed to constitute a confirmation and acceptance of these Terms, even if the document states terms in addition to or different from those in the Work Order or these Terms. All agreements between Company and Contractor will be solely under these Terms. Company expressly objects to (and does not accept) any and all additional or different terms contained in any document submitted to Company by Contractor.
2. Scope of Work. Price is based upon the scope of Work set forth in the Work Order. In case of any reduction in the scope of Work by the Contractor, in addition to any other rights of the Company, the Company may, at its option and in its sole discretion, immediately terminate all or any part of the Work Order by giving the Contractor written notice.

3. Offer Expiration. The above offer made by Company, including Pricing, is valid for a period of 30 days, provided that Company may withdraw the offer at any time prior to Contractor's acceptance.

4. ACCEPTANCE. CONTRACTOR SHALL BE DEEMED TO HAVE ACCEPTED THE WORK ORDER AND TO HAVE FORMED A CONTRACT BASED EXCLUSIVELY ON THE WORK ORDER, INCLUDING THESE TERMS, WHEN CONTRACTOR DOES ANY OF THE FOLLOWING: (I) BEGINS PERFORMANCE UNDER THE WORK ORDER; (II) ACKNOWLEDGES THE WORK ORDER; OR (III) ENGAGES IN ANY OTHER CONDUCT THAT RECOGNIZES THE EXISTENCE OF A CONTRACT WITH RESPECT TO THE SUBJECT MATTER OF THE WORK ORDER.

5. Terms of Payment. Contractor shall pay the Price to Company within 30 days of receiving an invoice for the Work from Company. Any amounts due by Contractor to Company that are unpaid on or after 30 days following the date of Company's invoice will bear interest at the rate of 1.5% per month or the maximum rate permitted by law, whichever is less. The accrual or payment of any interest as provided above will not constitute a waiver by Company of any rights and remedies in connection with a default by Contractor. Contractor's obligation to pay the Price to Company is absolute and not conditioned upon Contractor's receipt of payment from any owner or third-party. Contractor will pay all court costs, attorney fees, and other costs incurred by Company in collecting past-due amounts, including interest. The payment terms are applicable only for customers with established credit. COD customers must have credit card on file before the Work is scheduled.

6. Time of Performance. Company shall perform the Work at a time that is mutually agreed upon by Company and Contractor. In the event that Company attempts to perform the Work at such agreed upon time and is unable to perform the Work because (A) the Premises do no meet the standard imposed by Section 4 above or (B) Contractor is not prepared for the Work to be performed, the Contract Price shall be increased by an amount equal to Company's actual costs related to the delay (including, without limitation, remobilization costs and travel time).

7. Acceptance of Work. Contractor will have the right to inspect the Work for defects and nonconformance while Company is performing the Work (and immediately thereafter while Company is still on the Premises). After Company leaves the Premises, Contractor will be deemed to have irrevocably accepted the Work, if not previously accepted. After acceptance, Contractor will have no right to object to the Work for any reason or revoke acceptance.

8. Warranty Disclaimer. Company warrants that it will perform the Work in a workmanlike manner and consistent with industry practices. COMPANY MAKES NO WARRANTY IN ADDITION TO THE FIRST SENTENCE OF THIS SECTION 8, EXPRESS OR IMPLIED, WITH RESPECT TO OR IN ANY WAY RELATING TO THE WORK, WHETHER BASED ON BREACH OF WARRANTY OR CONTRACT, NEGLIGENCE, STRICT LIABILITY OR OTHERWISE, INCLUDING, WITHOUT LIMITATION, ANY IMPLIED WARRANTIES OF MERCHANTABILITY OR FITNESS FOR A PARTICULAR PURPOSE.

9. Modifications and Waiver; Entire Agreement. Neither party has rights, warranties, or conditions expressed or implied, statutory or otherwise, other than those contained in the Contract. The Contract contains the entire agreement between Company and Contractor and can be modified or rescinded only by a writing signed by both parties. No waiver of any provision of the Agreement will be binding unless in writing signed by an authorized representative of the party against whom the waiver is asserted, and unless expressly made generally applicable, will apply only to the specific case for which the waiver is given. Failure of either party to insist on strict performance of the Agreement will not be construed as a waiver of any term or condition of the Agreement.

10. Compliance with Laws; Indemnification. Contractor shall be responsible for compliance with any and all federal, state, or local laws or regulations regarding the Work and shall indemnify and hold Company harmless from and against any and all claims of violations of laws or regulations or other claims (or actual cases) of personal injury or property damage directly or indirectly related to the Work, including, without limitation, any fines or losses resulting from MIOSHA determining the Premises are not in proper condition. In the event Company is forced to institute legal action to enforce this Agreement, Contractor shall pay Company's costs, including reasonable attorney fees.

11. Governing Law, Jurisdiction and Venue. The Work Order and these Terms will be governed by and construed in accordance with the laws of the State of Florida. The parties hereto hereby irrevocably and unconditionally consent to and submit to the exclusive jurisdiction of the courts of the State of Florida (the "Florida Courts") for any litigation, excepting any claim to foreclose a lien, arising out of or relating to the Work Order and the transactions contemplated hereby (and agree not to commence any litigation relating thereto except in such courts), waive any objection to the laying of venue of any such litigation in the Florida Courts and agree not to plead or claim in any Florida Court that such litigation brought therein has been brought in any inconvenient forum.

12. Force Majeure. Neither Party will be liable for any failure or delay in performing an obligation under the Work Order that is due to any of the following causes, to the extent beyond its reasonable control: acts of God, accident, riots, war, terrorist act, epidemic, pandemic, quarantine, civil commotion, breakdown of communication facilities, natural catastrophes, governmental acts or omissions, changes in laws or regulations, national strikes, fire, explosion, generalized lack of availability of raw materials or energy.

    For the avoidance of doubt, Force Majeure shall not include (a) financial distress nor the inability of either party to make a profit or avoid a financial loss, (b) changes in market prices or conditions, or (c) a party's financial inability to perform its obligations hereunder.

SMITH
ELECTRICAL CONTRACTORS
B. L. SMITH ELECTRIC, INC.

TO: Estimating Dept. May 22, 2026
RE: Manatee SEWRF Capacity Exp. PH-B (Revised)

Gentlemen,

Please accept this proposal based on drawings dated July 25 and includes addendums 1& 2. Below is a list of what is included and what is not. Please call with any questions.

**WORK INCLUDED:**

- Provide and install schedule 80 PVC conduit for direct burial, and schedule 40 for concrete encased, all with PVC coated aluminum 90's and stub up's per drawings and specs.
- Provide reinforced concrete on all underground duct banks per drawings and specs.
- Provide grounding of structures, racks, and equipment as required.
- Provide installation of FPL supplied conduit installed underground with a 4" cap per drawings. (FPL Wire, Equipment, and terminations by others)
- Provide and install new 480V-3/0-3W-4000A-MTM switchgear. (BOM included)
- Provide and install Panelboards, ATS's, and Transformers for building 4 per drawings and specs. (BOM included)
- Provide and install wire, labor, and equipment necessary to provide temporary power for 6 existing aerators to be replaced. (Aerators will be replaced 1 at a time to limit down time)
- Provide and install new manholes per drawings for completion of ductbanks that were installed in PH-A.
- Provide and install new disconnects and lighting for new AGS pump station, and new WAS pump station.
- Provide and install grounding of all new structures and equipment per drawings.
- Provide and install control and instrumentation wiring missing from drawings on aerators replacements.
- Provide and install new lighting at AGS blower structure.
- Provide and install 2 new concrete light poles and 3 aluminum light poles at new switchgear building and gensets.
- Provide disconnects and VFD cable for all new AGS blowers.
- Provide and install conduit, wire, fixtures, for new AGS structure, as well as installation of instruments supplied by others not installed inline.
- Provide and install aluminum conduit for all above ground installations.
- Provide all excavation and backfill for underground conduits.
- Provide and install lightning protection system.
- Provide 3rd party testing as required per specs.
- Provide all new wiring per drawings.
- Provide new structure and site lighting per drawings.
- Provide installation of control panels, field installed instruments supplied by others.
- Provide temporary power for trailers and site as required.
- Provide, Test, and Terminate Fiber optic cable.
- Provide performance & payment bond.

29252 U.S. Highway 27 / Dundee, Florida 33838-4285
Phone (863) 439-7401, (877) 439-7401, Fax (863) 439-2045
WWW.blsmithelectric.com

**WORK NOT INCLUDED:**

- Provide dewatering for underground conduit, manholes, and equipment.
- Provide physical installation of generator, fuel tanks, assembly of fuel system, assembly of misc parts shipped with generator. (Exhaust, fuel piping, intake system, neutral ground resistors) Provide fuel for testing and final fill, concrete pads, generator control panels, and equipment for offloading on site.
- Provide GPR of existing grounds.
- Provide VFD and motor control equipment, only installation only provided. (Equipment by others)
- Patching and refurbishing of finished grade after installation.
- Provide installation of RTU tower or antenna provided by others.
- Provide and install any electrical buildings of concrete or manufactured.
- Bid bond not included.
- Provide and install access control system.
- Provide portable toilets, dumpsters or removal of such.
- Provide and install any motors or pumps.
- Provide termination & testing of low voltage wiring associated with access control, cameras, fire alarm.
- Provide low voltage control panels, instruments, PLC's or equipment.
- Provide and install concrete conduit curbs, exterior and interior concrete pads for floor mounted equipment.
- Provide cutting and patching of existing surfaces for installation of new equipment.
- Provide patching of any surfaces damaged or removed to complete new installation.
- Power or Telephone Co. charges for temporary or permanent usage during project.

***LUMP SUM TOTAL INCLUDING THE SPEC'D GENSET…$11,391,600.00***

***LUMP SUM TOTAL INCLUDING THE ALTERNATE GENSET…$11,106,600.00***

- ODP for tax savings on generator cost.
  Spec'd genset per quote..***$2,017,200.00*** **112 weeks lead time**.
  Tax..***$140,904.00***

- Alt genset per quote..***$1,796,950.00*** **62 weeks lead time**.
  Tax..***$125,486.50***
  ***(Alt genset quoted with a smaller displacement than the spec'd. This lowers the overall quote as well as the lead time for the equipment), Quote is attached to this proposal along with the spec'd version.***

SMITH
ELECTRICAL CONTRACTORS
B. L. SMITH ELECTRIC, INC.

- ODP for tax savings on switchgear cost.
  Switchgear quote..***$1,727,500.00*** **62 weeks lead time**.
  Tax..***$120,625.00***

***Due to market volatility this quote is only valid for 30 days.***

Thank you for the opportunity to submit this proposal. This proposal is based on Mon. through Fri. workdays between the hours of 7AM-3:30PM. Any hours beyond the previously stated will incur additional charges.

**Cordially,**

***Darren Sellers***
**Chief Estimator**
Office: 863-439-7401
Direct: 863-289-0319
Mobile: 863-557-8781
Email: Darren@BLSmithElectric.com
License # EC13012111

**Proposal Name:** Manatee SERWRF Capacity Improvements Phase B

**Quote Name:** Base - 7/2025 Dwgs

**Proposal Number:** P-251026-5616125

**Quote Number:** Q-6439703

## Conditions of Sale

*This Quotation is subject to Coordinated Project Terms. See https://www.se.com/us/en/download/document/0100PL0043/*

Quoted price in currencies other than U.S. Dollars is per the annual Schneider Electric exchange guidance.
Quote is valid for 30 days. Quoted lead times are approximate and subject to change.

Schneider Electric reserves the right to amend, withdraw or otherwise alter this submission without penalty or charge as a result of any event beyond its control arising from or due to the current Covid-19 epidemic or events subsequent to this epidemic / pandemic including changes in laws, regulations, by laws or direction from a competent authority.

## Clarifications and Exceptions

### Included:

- Switchboard with Arc Flash Sensor System
- Panel
- Transformer
- Disconnects
- ATS
- Battery System
- Lighting Contactor
- Start-up, Training, Study
- Extended Warranty
- Witness Testing

| Seq # | Qty | Product Description |
|---|---|---|
| 1 | 1 | **Designation :** SWBD-HW<br>**Product Details:**<br>1 - Square D Custom Swbd-QED-2 Switchboard<br>---<br>Square D Custom Swbd<br>Designed and Tested in accordance with:<br>UL 891/NATIONAL ELECTRIC CODE/NEMA PB-2<br>System Voltage - 480Y/277V 3Ph 4W 60Hz<br>System Ampacity - 4000A<br>Source Description - Main-Tie-Main<br>Tin Plated Copper Main Bus<br>Neutral Bus - 100%<br>Max Available Fault Current (RMS) - 65kA<br>Enclosure - Type 1<br>Accessibility: Front Only<br>Control Power Transfer<br>Overhead Lifting Trolley for entire SWBD<br>Equipment Nameplate White Surface/Black Letters, Screw-on (Factory Installed)<br>Exterior Paint Color - ANSI 49<br>Lineup with MasterPact MTZ Breaker(s)<br>Ground Lug provided for each device<br>Copper Ground Bus<br>SIS Control Wire<br>Barriers between Sections<br>Auto Throw-over System With Custom Controls<br>. Standard Main-Tie-Main<br>. Transition Type - Open<br>. Automatic Retransfer Switch<br>. Preferred Source Selector<br>. Touchscreen HMI<br>Certified Test Report Required<br>Special: (1) Per Section - NEMA 1 Gasketed - - TAG # SP-16036<br>Special: (15) Per Lineup - SS nameplates screws - - TAG # SP-12208<br>Special: (2) Per Lineup - SEL-735 Meter (735#0403) - - TAG # TR-161074-1<br>Special: (2) Per Lineup - 3rd party device integration A - - TAG # TR-161074-5<br>Special: (4) Per Lineup - 3rd party device integration B - - TAG # TR-161074-6<br>Special: (2) Per Lineup - (3) 4kA meter class CT - - TAG # TR-161074-7<br>Special: (4) Per Lineup - (3) 4kA relay class CT - - TAG # TR-161074-8<br>Special: (6) Per Lineup - Custom CT mounting - - TAG # TR-161074-9<br>Special: (1) Per Lineup - Customer wiring request - - TAG # TR-161074-10<br>Special: (1) Per Lineup - PMO Integration (PMO) - - TAG # TR-161074-11<br>Special: (1) Per Lineup - Custom multi-source sys (MDGF) - - TAG # TR-161074-14<br>Special: (1) Per Lineup - 4kA Cu split bus - - TAG # TR-161074-15<br><br>Dimensions<br>---<br>2 - 42" Wide Section(s)<br>4 - 36" Wide Section(s)<br>2 - 48" Wide Section(s)<br>2 - 30" Wide Bussed Auxiliary Section(s) with Load Lugs<br>10 - 48" Deep Enclosure(s)<br>Dimensions: 384.00" W X 48" Max D X 91.5" H<br>Approximate Weight: 13875.00 lbs / 6293.70 kgs<br><br>Incoming Requirements |

---
Suitable for Use As Service Entrance -
Incoming One
Entry Point: Section 1, Through the Bottom
Connection Type: Cable
SPD with Surge Rating 320kA
Includes Surge Counter
SPD with Optional Remote Monitor

Suitable for Use As Service Entrance -
Incoming Two
Entry Point: Section 10, Through the Bottom
Connection Type: Cable
SPD with Surge Rating 320kA
Includes Surge Counter
SPD with Optional Remote Monitor

Mains
---
1 - 4000AF/4000AT 100% 3 Pole Stored Energy, Drawout Mounted Circuit Breaker, UL:
Type MTZ 3
Device Associated to Incoming One
Device Designation: MAIN 1
Micrologic X 6.0, Long Time, Short Time, Instantaneous, Ground Fault
DM - Individual Harmonics Analysis
DM - Energy Reduction Maintenance Setting (ERMS)
Overcurrent Trip Switch 1A/1B Form C Contact (SDE)
Auxiliary Switches 8A-8B
Programmable Contact Module, ESM
Shunt Trip - 120Vac
Second Shunt Trip - 120Vac
Drawout Crank
Contact Wear Indication - Visual
Padlock Attachment
Spring Charging Motor - 120Vac
Cradle Position Switches 1A/1B Form C (C/T/D)
Padlock Provisions on Cradle
Cradle Cell Keying
Energy Reduction Maintenance Switch
Shunt Close without Communications - 120Vac
Nameplate - White Surface / Black Letters, Screw-on (Factory Installed)
Special: (1) Per Device with TAG # TR-161074-2 - SEL751A (751A#27XW) -
Special: (1) Per Device with TAG # TR-161074-3 - PTs, Set of 3 (Lineside) -
Special: (1) Per Device with TAG # TR-161074-4 - PTs, Set of 3 (Loadside) -
1 - 4000AF/4000AT 100% 3 Pole Stored Energy, Drawout Mounted Circuit Breaker, UL:
Type MTZ 3
Device Associated to Incoming Two
Device Designation: MAIN 2
Micrologic X 6.0, Long Time, Short Time, Instantaneous, Ground Fault
DM - Individual Harmonics Analysis
DM - Energy Reduction Maintenance Setting (ERMS)
Overcurrent Trip Switch 1A/1B Form C Contact (SDE)
Auxiliary Switches 8A-8B
Programmable Contact Module, ESM
Shunt Trip - 120Vac
Second Shunt Trip - 120Vac
Drawout Crank

Contact Wear Indication - Visual
Padlock Attachment
Spring Charging Motor - 120Vac
Cradle Position Switches 1A/1B Form C (C/T/D)
Padlock Provisions on Cradle
Cradle Cell Keying
Energy Reduction Maintenance Switch
Shunt Close without Communications - 120Vac
Nameplate - White Surface / Black Letters, Screw-on (Factory Installed)
Special: (1) Per Device with TAG # TR-161074-3 - PTs, Set of 3 (Lineside) -
Special: (1) Per Device with TAG # TR-161074-4 - PTs, Set of 3 (Loadside) -
Special: (1) Per Device with TAG # TR-161074-2 - SEL751A (751A#27XW) -

Ties
---
1 - 4000AF/4000AT 100% 3 Pole Stored Energy, Drawout Mounted Circuit Breaker, UL:
Type MTZ 3
Device Designation: TIE 1
Micrologic X 6.0, Long Time, Short Time, Instantaneous, Ground Fault
DM - Individual Harmonics Analysis
DM - Energy Reduction Maintenance Setting (ERMS)
Overcurrent Trip Switch 1A/1B Form C Contact (SDE)
Auxiliary Switches 8A-8B
Programmable Contact Module, ESM
Shunt Trip - 120Vac
Second Shunt Trip - 120Vac
Drawout Crank
Contact Wear Indication - Visual
Padlock Attachment
Spring Charging Motor - 120Vac
Cradle Position Switches 1A/1B Form C (C/T/D)
Padlock Provisions on Cradle
Cradle Cell Keying
Energy Reduction Maintenance Switch
Shunt Close without Communications - 120Vac
Nameplate - White Surface / Black Letters, Screw-on (Factory Installed)
Special: (1) Per Device with TAG # TR-161074-4 - PTs, Set of 3 (Loadside) -
Special: (1) Per Device with TAG # TR-161074-3 - PTs, Set of 3 (Lineside) -
Special: (1) Per Device with TAG # TR-161074-2 - SEL751A (751A#27XW) -

Feeders
---

Devices Associated to Main 1:

1 - 1600AF/1200AT 100% 3 Pole Stored Energy, Drawout Mounted Circuit Breaker, UL:
Type MTZ 2
Micrologic X 6.0, Long Time, Short Time, Instantaneous, Ground Fault
DM - Energy Reduction Maintenance Setting (ERMS)
Auxiliary Switches 4A-4B
Overcurrent Trip Switch 1A/1B Form C Contact (SDE)
Programmable Contact Module, ESM

Drawout Crank
Contact Wear Indication - Visual
Cradle Position Switches 1A/1B Form C (C/T/D)
Cradle Cell Keying
Energy Reduction Maintenance Switch
Nameplate - White Surface / Black Letters, Screw-on (Factory Installed)
2 - 1200AS/1200AT 480V 80% Rated 65 kA 3 Pole UL, Group Mounted Electronic Trip Circuit Breaker: Type PJ
Power Trip Unit, Long Time, Short Time, Instantaneous, Ground Fault
Overcurrent Trip Switch 1A/1B Form C
Energy Reduction Maintenance Switch
Nameplate - White Surface / Black Letters, Screw-on (Factory Installed)
1 - 400AS/150AT 480V 80% Rated 100 kA 3 Pole UL, Group Mounted Electronic Trip Circuit Breaker: Type LL
Ammeter Trip Unit, Long Time, Short Time, Instantaneous, Ground Fault
Nameplate - White Surface / Black Letters, Screw-on (Factory Installed)

Devices Associated to Main 2:

1 - 4000AF/4000AT 100% 3 Pole Stored Energy, Drawout Mounted Circuit Breaker, UL: Type MTZ 3
Device Designation: TIE 2
Micrologic X 6.0, Long Time, Short Time, Instantaneous, Ground Fault
DM - Individual Harmonics Analysis
DM - Energy Reduction Maintenance Setting (ERMS)
Auxiliary Switches 4A-4B
Overcurrent Trip Switch 1A/1B Form C Contact (SDE)
Programmable Contact Module, ESM
Drawout Crank
Contact Wear Indication - Visual
Cradle Position Switches 1A/1B Form C (C/T/D)
Cradle Cell Keying
Energy Reduction Maintenance Switch
Nameplate - White Surface / Black Letters, Screw-on (Factory Installed)
Special: (1) Per Device with TAG # TR-161074-3 - PTs, Set of 3 (Lineside) -
Special: (1) Per Device with TAG # TR-161074-4 - PTs, Set of 3 (Loadside) -
Special: (1) Per Device with TAG # TR-161074-12 - Add tie to PLC order (PMO) -
Special: (1) Per Device with TAG # TR-161074-13 - MDGF for add main/tie/gen -
Special: (1) Per Device with TAG # TR-161074-2 - SEL751A (751A#27XW) -
2 - 1200AS/1200AT 480V 80% Rated 65 kA 3 Pole UL, Group Mounted Electronic Trip Circuit Breaker: Type PJ
Power Trip Unit, Long Time, Short Time, Instantaneous, Ground Fault
Overcurrent Trip Switch 1A/1B Form C
Energy Reduction Maintenance Switch
Nameplate - White Surface / Black Letters, Screw-on (Factory Installed)
1 - 400AS/150AT 480V 80% Rated 100 kA 3 Pole UL, Group Mounted Electronic Trip Circuit Breaker: Type LL

Ammeter Trip Unit, Long Time, Short Time,
Instantaneous, Ground Fault
Nameplate - White Surface / Black
Letters, Screw-on (Factory Installed)
1 - 1600AF/1200AT 100% 3 Pole Stored Energy,
Drawout Mounted Circuit Breaker, UL:
Type MTZ 2
Micrologic X 6.0, Long Time, Short Time,
Instantaneous, Ground Fault
DM - Energy Reduction Maintenance Setting
(ERMS)
Auxiliary Switches 4A-4B
Overcurrent Trip Switch 1A/1B Form C
Contact (SDE)
Programmable Contact Module, ESM
Drawout Crank
Contact Wear Indication - Visual
Cradle Position Switches 1A/1B Form C
(C/T/D)
Cradle Cell Keying
Energy Reduction Maintenance Switch
Nameplate - White Surface / Black
Letters, Screw-on (Factory Installed)

| Seq # | Qty | Product Description |
|---|---|---|
| 2 | 1 | **Designation :** PLC ATO<br>**Product Details:**<br>1 - PLCATOAS400NNNSY-PLC - Hardware Included<br>In Office Days: 13<br>On Site Days: 7<br>Project Management Included<br>1 - DZPLCAS400NNS-In Office Days: 13<br><br>1 - OSPLCAS400NNS-On Site Days: 7<br><br>1 - PMPLCAS400NNS-Project Management Included<br><br>Please click the following link for onsite work T&Cs: https://download.schneider-electric.com/files?&p_Doc_Ref=0100PL1901 |

| Seq # | Qty | Product Description |
|---|---|---|
| 3 | 1 | **Designation :** SERVICES ATO S/U ASST<br>**Product Details:**<br>1 - SRVINSOTHEACS-EAC Services<br>----------<br>SCOPE OF WORK<br><br>Schneider Electric Services will provide one (1) Field Service Representative for two (2) days, up to eight (8) hours each day to support performance checkout of Automatic Throwover System.<br><br>Unless otherwise noted, an outage will be required to perform the work. Duration of this outage to be determined at time of scheduling. If any additional electrical or mechanical<br>defects are found during our investigation, these will be brought to your immediate attention. Authorization for these repairs and their costs will be agreed upon before any additional work is performed.<br><br>----------<br><br>CLARIFICATIONS<br><br>This quote assumes that the end-user location is within a 60-mile radius of Tampa, FL.<br><br>-Emergency Call must be placed through normal process (project manager/after-hours support).<br>-No guarantee of repair within the four-hour period. If warranted, SE Representative will arrive on-site and troubleshoot only within the four-hour window.<br>-Terms of Advantage Service Plan order still apply. The response time does not cover any additional warranty on parts or labor. |

---

CUSTOMER RESPONSIBILITIES

Schedule power outage with the local utility or production and absorb all related costs.
Provide lighting and 120V power with GFI for Field Services' on site electrical equipment, if required.
Provide qualified personnel to de-energize or re-energize equipment as defined by NFPA70E.
Provide qualified personnel to lock out equipment and verify zero energy state as defined by NFPA70E.
Provide qualified individual for grounding of equipment as required.
Provide proper workspace clear of obstruction with adequate temporary lighting for the walk ways and emergency exits. NOTE: Work will not commence until adequate lighting is in place.
Provide a phone with defined emergency contact and site location in event of an emergency.
Provide an authorized person to sign all manifests for asbestos and PCB wastes, if any
Labor and expense cost over runs due to:
--Delays by others
--Lack of equipment readiness for services outline herein

---

WORK NOT INCLUDED

-Any site-specific meetings or customer specific safety or clearance training greater than one hour conducted during the date of service or required outside the dates of service.
-Development of switching procedures and-or MOPs.
-Update of original factory order drawings, unless otherwise noted.
-Additional site visits or meetings beyond that required to perform the scope of work above

---

SCHEDULE

-Services should be scheduled at least 10 working days in advance, 20 days for holidays, and cancelled at least two working days in advance of scheduled start of service.

---

Labor Type

This job is being quoted for work to be performed during normal working hours (M-F 8:00 AM - 5:00 PM excluding Schneider Electric holidays) unless otherwise noted.

---

| Seq # | Qty | Product Description |
|---|---|---|
| 4 | 1 | **Designation :** SEL RELAY PROG<br>**Product Details:**<br>1 - DPPRTCTRLIOSETO-Protection Relay Programming for: 4 relays<br>Protection Relay Programming (In-Office): 4<br>relays<br>Protection Relay Programming (Onsite): 4<br>relays<br>Protection Relay Programming (PM)<br>1 - DPPRTCTRLOSETO-Protection Relay Programming (Onsite): 4<br>relays<br>1 - DPPRTCTRLIOSETO-Protection Relay Programming (PM) |

| Seq # | Qty | Product Description |
|---|---|---|
| 5 | 1 | **Designation :** WITNESS TESTING<br>**Product Details:**<br>1 - QED2 Switchboards Witness Test-QED2 Switchboard<br>QED2 Switchboard Witness Testing & Inspection<br>Allows a visitor to witness standard quality control electrical tests and allows for physical inspection as well.<br>Factory witness tests conducted are per ANSI standards and our standard QC for that product.<br>If additional tests beyond factory standard are required, additional charges will be required. Any additional tests included with this quote are noted above as "Non-Standard Tests Required.<br>0010 Sections, 001 Days (est) |

| Seq # | Qty | Product Description |
|---|---|---|
| 6 | 1 | **Designation :** AF Relay HW (Loop)<br>**Product Details:**<br>1 - DPPRTCTRLETO-PCA Protection & CTRL Systems Hardware Line<br>Containing:<br>Qty 4 - Fiber Loops - C80401S08XX<br>PCA Protection & CTRL Systems Hardware Line<br>Containing:<br>Qty 0 - Fiber Loop - Fully Built - C80409S25XX |

| Seq # | Qty | Product Description |
|---|---|---|
| 7 | 1 | **Designation :** AF Relay HW (ST Connector<br>**Product Details:**<br>1 - DPPRTCTRLETO-PCA Protection & CTRL Systems Hardware Line<br>Containing: |

| Seq # | Qty | Product Description |
|---|---|---|
| 8 | 1 | **Designation :** AF Relay HW (Point)<br>**Product Details:**<br>1 - DPPRTCTRLETO-PCA Protection & CTRL Systems Hardware Line<br>Containing:<br>PCA Protection & CTRL Systems Hardware Line<br>Containing:<br>Qty 0 - REL52803 |

| Seq # | Qty | Product Description |
|---|---|---|
| 9 | 1 | **Designation :** AF Proj Management<br>**Product Details:**<br>1 - DPPRTCTRLETO-PCA Protection & CTRL Systems Hardware Line<br>Containing: |

| Seq # | Qty | Product Description |
|---|---|---|
| 10 | 1 | **Designation :** AF Engg. Services<br>**Product Details:**<br>1 - DPPRTCTRLETO-PCA Protection & CTRL Systems Hardware Line<br>Containing: |

| Seq # | Qty | Product Description |
|---|---|---|
| 11 | 1 | **Designation :** AF Install & Config<br>**Product Details:**<br>1 - DPPRTCTRLETO-PCA Protection & CTRL Systems Hardware Line<br>Containing:<br>PCA Protection & CTRL Systems Hardware Line |

Containing:

| Seq # | Qty | Product Description |
|---|---|---|
| 12 | 1 | **Designation :** AF On-Site Testing<br>**Product Details:**<br>1 - DPPRTCTRLETO-PCA Protection & CTRL Systems Hardware Line<br>Containing:<br>PCA Protection & CTRL Systems Hardware Line<br>Containing: |

| Seq # | Qty | Product Description |
|---|---|---|
| 13 | 1 | **Designation :** 24V DC BATTERY SYSTEM<br>**Product Details:** 24V DC BATTERY SYSTEM-JOB REFERENCE #: Q-6439703<br>QUOTE NUMBER: 11032504BA<br>PROJECT NAME: MANATEE SERWRF PHASE B<br>DATE: 11/04/2025<br>Detailed Quote provided in the SEA Documentation Tab.<br>Equipment Summary Table |

| Item | Qty | Description | Brand | Model | |
|---|---|---|---|---|---|
| 001 | 1 | 24VDC Battery/Rack | EnerSys | 2DDmP50-09FR | |
| 002 | 1 | Spill Containment | Concentric | WUL 21-25 | |
| 003 | 1 | Battery Monitoring System | BatteryDAQ | ST-1202-CON | |
| 004 | 1 | NEMA1 Battery Enclosure | Concentric | 363686N1 | |
| 005 | 1 | Battery Charger | HindlePower | ATEV1024050E240MM12XXXXX1 | |
| 006 | 1 | DC Panelboard | HindlePower | DCP38150XXXXXXX2XTXSXXXX1 | |

Services Summary Table

| Item | Qty | Description | Brand | Model | |
|---|---|---|---|---|---|
| 007 | 1 | BMS Installation and Commissioning (On Site) | Concentric | 2DDmP50-09FR | |

| Seq # | Qty | Product Description |
|---|---|---|
| 14 | 1 | **Designation :** PP-401<br>**Product Details:**<br>1 - NQ SPD Panel (INTERIOR)-NQ Panelboard<br>Consisting of<br>208Y/120V 3Ph 4W 60Hz SCCR: 22kA<br>Fully Rated<br>SPD 80kA per Phase/40kA per Mode<br>SPD line to grd protect<br>w/SPD Surge Counter<br>w/SPD Remote Monitor<br>w/SPD Dry Contacts<br>Single Main: 225A/3P QD Circuit Breaker<br>Incoming Conductors: 1 - #4 - 300 kcmil<br>Bus: 225A Rated Copper: Silver/Tin Plated<br>CU Ground Bar<br>54 Circuit Interior<br>Type 1,Box: 50H x 20W x 5.75D<br>Incoming: Bottom Trim: Surface - Hinged<br>Box Cat No: MH50 Front Cat No: NC50SHR<br>Ref. Drawing: PBA707HR<br>Feeders:<br>2 - 40A/2P QOB-VH<br>1 - 20A/2P QOB-VH<br>33 - 20A/1P QOB-VH<br>1 - 30A/3P QOB-VH SPD DISC<br>Optional Features:<br>Standard Panel (Box Ahead),Copper Solid Neutral,SPD Model SBA,Copper Ground Bar<br>Standard Nameplate:<br>Engraved as Follows<br>Line 1: PP-401<br>Size: 3.50" Wide x 1.00" High (Std)<br>Color: White Surface / Black Letters<br>Plastic/Adhesive - Screw-on<br>1 - MH50-PANELBOARD ENCLOSURE/BOX TYPE 1 50H 20W |

1 - NC50SHR-PANELBOARD COVER/TRIM NF TYPE 1 S HR 50H

| Seq # | Qty | Product Description |
|---|---|---|
| 15 | 1 | **Designation :** XFMR-401<br>**Product Details:**<br>1 - EXN45T3HF-Transformer Dry Type 45kVA 480D208Y<br>Transformer Type: DOE 2016 EX or EXN<br>Transformer Rating: 45kVA<br>Transformer Phase: Three Phase<br>Primary Voltage: 480V Delta<br>Secondary Voltage: 208Y/120V<br>Transformer Taps: 6 - 2.5% 2+4- Taps<br>Frequency: 60Hz<br>Transformer Winding Material: Aluminum<br>Sound Level: 39DB<br>Insulation & Temperature: Class 220 (H), 115<br>Deg C<br>Enclosure Material: Standard Painted ANSI 49<br>Grey<br>UL Labeled<br>Primary Lug Kits: DASKP100<br>Secondary Lug Kits: DASKGS250<br>1 - DASKP100-DASKP100 LUG KIT<br><br>1 - DASKGS250-MECHANICAL LUG KITS |

| Seq # | Qty | Product Description |
|---|---|---|
| 16 | 1 | **Designation :** Battery Charger<br>**Product Details:**<br>1 - VHU361-HDSS TYPE1 600V 30 AMP 3 POLE unFuse<br>Enclosure Type: Type 1<br>Fuse Capability: Non-fusible<br>Max System Voltage: 600 Vac / 600 Vdc<br>Switch Current Rating: 30A<br>System Used: 3 Wire (3 Poles)<br>Covering View Window: Factory Add<br>Ground Lug: GTK03C<br>Processed by ACE 2.0 - 04172018<br>1 - GTK03C-KIT EQUIPMENT GROUND CU |

| Seq # | Qty | Product Description |
|---|---|---|
| 17 | 2 | **Designation :** AGS WAS Pumps<br>**Product Details:**<br>2 - VHU361SSGL-HDSS TYPE4X 600V 30 AMP 3 POLE unFuse<br>Enclosure Type: Type 4X<br>Stainless Steel Options: Stainless Steel (316)<br>Fuse Capability: Non-fusible<br>Max System Voltage: 600 Vac / 600 Vdc<br>Switch Current Rating: 30A<br>System Used: 3 Wire (3 Poles)<br>Covering View Window: Factory Add<br>Ground Lug: Include<br>Processed by ACE 2.0 - 04172018 |

| Seq # | Qty | Product Description |
|---|---|---|
| 18 | 4 | **Designation :** Transfer Pumps<br>**Product Details:**<br>4 - VHU363SSGL-HDSS TYPE4X 600V 100 AMP 3 POLE unFuse<br>Enclosure Type: Type 4X<br>Stainless Steel Options: Stainless Steel (316)<br>Fuse Capability: Non-fusible<br>Max System Voltage: 600 Vac / 600 Vdc<br>Switch Current Rating: 100A<br>System Used: 3 Wire (3 Poles)<br>Covering View Window: Factory Add |

Electrical Interlock Kits: EIK1
Ground Lug: Include
Processed by ACE 2.0 - 04172018
4 - EIK1-KIT ELECTRICAL INTERLOCK SWITCH

| Seq # | Qty | Product Description |
|---|---|---|
| 19 | 4 | **Designation :** AGS Blowers<br>**Product Details:**<br>4 - HU365SS-SW,NOT FUSIBLE 400A NEMA 4,4X,5,316 SS<br>Enclosure Type: Type 4X<br>Stainless Steel Options: Stainless Steel (316)<br>Fuse Capability: Non-fusible<br>Max System Voltage: 600 Vac / 600 Vdc<br>Switch Current Rating: 400A<br>System Used: 3 Wire (3 Poles)<br>Electrical Interlock Kits: EIK40601<br>Ground Lug: PKOGTC3<br>Processed by ACE 2.0 - 04172018<br>4 - EIK40601-KIT ELECTRICAL INTERLOCK SWITCH<br><br>4 - PKOGTC3-HDSS EQUIP GROUND ASSY 240&600V 400&600A |

| Seq # | Qty | Product Description |
|---|---|---|
| 20 | 3 | **Designation :** Aerators<br>**Product Details:**<br>3 - HU365SS-SW,NOT FUSIBLE 400A NEMA 4,4X,5,316 SS<br>Enclosure Type: Type 4X<br>Stainless Steel Options: Stainless Steel (316)<br>Fuse Capability: Non-fusible<br>Max System Voltage: 600 Vac / 600 Vdc<br>Switch Current Rating: 400A<br>System Used: 3 Wire (3 Poles)<br>Electrical Interlock Kits: EIK40601<br>Ground Lug: PKOGTC3<br>Processed by ACE 2.0 - 04172018<br>3 - EIK40601-KIT ELECTRICAL INTERLOCK SWITCH<br><br>3 - PKOGTC3-HDSS EQUIP GROUND ASSY 240&600V 400&600A |

| Seq # | Qty | Product Description |
|---|---|---|
| 21 | 2 | **Designation :** AC-1,2<br>**Product Details:**<br>2 - VHU362SSGL-HDSS TYPE4X 600V 60 AMP 3 POLE unFuse<br>Enclosure Type: Type 4X<br>Stainless Steel Options: Stainless Steel (316)<br>Fuse Capability: Non-fusible<br>Max System Voltage: 600 Vac / 600 Vdc<br>Switch Current Rating: 60A<br>System Used: 3 Wire (3 Poles)<br>Covering View Window: Factory Add<br>Ground Lug: Include<br>Processed by ACE 2.0 - 04172018 |

| Seq # | Qty | Product Description |
|---|---|---|
| 22 | 1 | **Designation :** Generator Area LC<br>**Product Details:**<br>1 - 8903LF60V02CG101-Class 8903 Multi-pole lighting contactor<br>Class 8903 Multi-pole lighting contactor<br>8903LF60V02CG101<br>Contactor rating - 20 Amps Tung/Res,30 Amps<br>Ballast<br>Non-combination lighting contactor<br>6 pole device<br>With 6 NO and 0 NC contacts.<br>Type 1 Flush mount enclosure |

Separate control source selected
with 120V 60Hz coil
Auxiliary contacts -
None
Control units supplied
C - HAND-OFF-AUTO selector switch
Pilot lights supplied
None
G101 - Addition of photoelectric receptacle
with photo cell
Revision - 10/30/2025 - (S20250930/S20250930)
10/30/2025 6:42:30 PM

| Seq # | Qty | Product Description |
|---|---|---|
| 23 | 1 | **Designation :** Start-up<br>**Product Details:**<br>1 - SRVSQDSER-Startup Services - Straight Time<br>The following startup scope of work is Schneider Electric's manufacturer recommended scope of work for Startup Services.<br><br>Schneider Electric will perform the Scope of Work per Schneider Electric document 1910DB1302-120213 Scopes of Work for Electrical Acceptance Testing.<br>Work will be performed during Straight Time (any scheduled 8 hour period between 06:00 and 18:00 hours Monday thru Friday).<br><br>Startup scope of work includes Schneider Electric technician supervision during energization of equipment. Quote price is based on energization during final day of inspection and testing.<br><br>To allow us to better service your needs, please contact Schneider Electric Services a minimum of 4-6 weeks prior to date of service. Lead times are not guaranteed, but requests less than 4-6 weeks may result in additional charges based on FSR availability and required logistics. To schedule dates of service, please contact your local Schneider Electric project manager or call: 1-888-778-2733.<br>Additionally, to avoid repricing, startup must be performed within 3 months of equipment ship date. Formal report to be issued electronically within 2 weeks of service completion.<br><br>**********<br>Following user entered devices included in startup:<br>None<br>**********<br><br>12 month complimentary extended warranty.<br>Schneider Electric Services is pleased to offer a complimentary 12 month warranty extension above and beyond our standard warranty and any purchased extended warranties.<br>The 12 month warranty extension only applies to equipment that is successfully tested, started up, invoiced by SE, and paid in full by the customer. |

Qty 1 - QED Switchboard
Designation: SWBD-HW
1 - 12MTHEXTWARRWSTUP-SIBS 12 MO EXTENDED WARRANTY W/ STARTUP
Schneider Electric Services is pleased to offer a complimentary 12 month warranty extension above and beyond our standard warranty and any purchased extended warranties.
The 12 month warranty extension only applies to equipment that is successfully tested, started up, invoiced by SE, and paid in full by the customer.

| Seq # | Qty | Product Description |
|---|---|---|
| 24 | 1 | **Designation :** Training<br>**Product Details:**<br>1 - SRVTTRFUNSIBS-2 days of Product Training<br>Without Video Taping<br>Maximum Number of Participants 10<br>Pricing is only valid for the contiguous United States |

| Seq # | Qty | Product Description |
|---|---|---|
| 25 | 1 | **Designation :** System Study<br>**Product Details:** SRVINAAARCETO-Schneider Electric Engineering Services, LLC |

We are pleased to quote Arc Flash, Arc Flash Labels, Short Circuit, Time Current Coordination for Manatee SERWRF Capacity Improvements Phase B per E00.017, E00.020, E00.022, E00.023, E00.025, E00.027, E00.028 and specifications with the following exception(s)/clarification(s).

Exception(s)

- This quote does not include label installation.

- This quote does not include setting/testing overcurrent devices. Please contact Schneider Electric Services for a quote to set/test the breakers.

Clarification(s)
- The scope of work for this study is limited to new Square D brand equipment and pertinent existing equipment, immediately line- and load-side of the new equipment, necessary for the analysis to be completed.

- CUSTOMER INSTALLED – The labeling requirements will be based on the following arc flash labeling practice. The arc flash labeling practice on this job will consist of two labels: (1) An Arc Flash Information label and (2) a general safety label. The Arc Flash Information label is printed with values produced by a Schneider Electric Engineering Services, LLC analysis and is field installed. The general safety label is factory installed on new Square D brand equipment and will be provided for field installation on electrical equipment lacking these labels. Refer to 0180IB0802 (Arc-Flash Label Installation Instruction Bulletin) which shows samples and describes our offer in detail.

- Data collection shall be provided by the electrical contractor at no cost to Schneider Electric Engineering Services, LLC.

The price (distr. net.) for performing the referenced analysis is given in the table below. This quote is subject to the services and billing agreement for Schneider Electric Engineering Services, LLC.
Engineering services included in this quote will be performed by a firm licensed to perform engineering in the jurisdiction where the services are offered. Please note that it is the responsibility of the Sales Engineer to enter this quotation into Salesforce.

When entering this quote in Q2C/SE Advantage, please have Sales Ops enter all information in the table below into the corresponding Q2C/SE Advantage fields (Bold Font) on the Bill of Materials (BOM) screen. Each row in the table reflects a separate line item (Ln Nbr) on the BOM.

***Note: To enter an additional catalog description / sub line description in Q2C, select the line and right click on the line item, then choose Catalog Descriptions.

Have you tried the SE Advantage pricing tool for studies? It's capable of pricing the majority of power system studies associated with new equipment sales, the pricing tool will generate study quote line items on demand in a few minutes. If you are unable to use the SE Advantage Pricing Tool, please use the SE Advantage

| Seq # | Qty | Product Description |
|---|---|---|
| 26 | 1 | **Designation :** EcoCare Warranty |

**Product Details:**
1 - ECOCAREESSP-EcoCare ESS Plan - Power Products
Type of Plan: Essential
Term of Plan: 5 Years
Total Quantity of Assets: 10

Access to mySchneider portal.
Direct access to Premium support, 8x5 24x7
Premium support upgrade - 2h
8 hours response on-site service (labor not included)
10% labor discount, travel not included
Customer Success Management
20% parts discount
Connected services Hub support 24x7
Only connected assets are eligible for Continuous Remote Monitoring and Alarming
10% practical on-site training discount
Member rates on other services and events

Product Type QED Switchboard
Designation: SWBD-HW
Qty of Assets 10
Preventive Maintenance: No
Preventive Maintenance outside normal hours: No
10 - ECOESSLV5Y-EcoCare Ess LV 5Y
Designation: SWBD-HW
Qty of Assets 10
Preventive Maintenance: No
Preventive Maintenance outside normal hours: No

27 1

| #1 | ATS | AMPS: 0150 | QTY: 1 |
|---|---|---|---|

| | | | | | |
|---|---|---|---|---|---|
| Product | : | 7000 Series Transfer Switches | Catalog Number | : | J7ADTSA30150N5XL,30AA,31BG1 |
| Service Voltage / Hz | : | 480V/60Hz | Optional Accessories | : | 30AA,31BG1 |
| Bypass Isolation | : | Not Applicable | Product Description | : | 7000 Series, Automatic Delayed Transition Transfer Switch |
| No. of Switched Poles: 3 | : | 3 | Neutral Configuration | : | Solid [A] |
| Withstand Rating: | : | See WCR Table Below | No. of Cables & Lug Size | : | 1, #4 AWG to 600 MCM or (2) 1/0 AWG to 250 MCM |
| Frame = J, Switch Rating = 0150, Series = 7000 | | | | | |
| Enclosure | : | 12(L)-UL Type 12 Enclosure | Service | : | Three Phase, 4-wire |
| Extended Warranty | : | Not Included | Markings | : | Item1: ATS-401 |
| Shipping to Zip Code | : | 34210 | Included | | |
| Start Up Price to Zip Code | : | Included in Pricing Summary at the Bottom of the Quote | Zip Code : | : | 34210 |
| Estimated Shipment Period: | : | | 12 - 14 Week(s) (after final approval and release to Manufacturer) | | |
| Unit Start Up Hours: | : | | 4 | | |

| # | ACCESSORY DESCRIPTIONS | |
|---|---|---|
| | Accessory Code | Description |
| 1 | 30AA | Load shedding circuit initiated by opening of customer supplied contact to match generator set capacity to the load. Relay de-energization opens emergency contactor, disconnecting the load from the emergency source. If the normal source is acceptable the normal source contactor is closed to connect the load to the normal source when the load is reconnected to normal. The control panel is reset in readiness for the next normal source failure. |
| 2 | 31BG1 | Status Relay Bundle- Provides dry contacts for each of the following statuses, (2) Form-C contacts for Normal Source Acceptability, (2) Form-C contacts for Emergency Source Acceptability, and (4) Form-C Contacts for Pre/Post Transfer Signaling. Each set of contacts is rated for 6A at 120Vac, 250Vac Max. |

SMITH
ELECTRICAL CONTRACTORS
B. L. SMITH ELECTRIC, INC.

TO: Estimating Dept. May 22, 2026
RE: Manatee SEWRF Capacity Exp. PH-B (Revised)

Gentlemen,

Please accept this proposal based on drawings dated July 25 and includes addendums 1& 2. Below is a list of what is included and what is not. Please call with any questions.

**WORK INCLUDED:**

- Provide and install schedule 80 PVC conduit for direct burial, and schedule 40 for concrete encased, all with PVC coated aluminum 90's and stub up's per drawings and specs.
- Provide reinforced concrete on all underground duct banks per drawings and specs.
- Provide grounding of structures, racks, and equipment as required.
- Provide installation of FPL supplied conduit installed underground with a 4" cap per drawings. (FPL Wire, Equipment, and terminations by others)
- Provide and install new 480V-3/0-3W-4000A-MTM switchgear. (BOM included)
- Provide and install Panelboards, ATS's, and Transformers for building 4 per drawings and specs. (BOM included)
- Provide and install wire, labor, and equipment necessary to provide temporary power for 6 existing aerators to be replaced. (Aerators will be replaced 1 at a time to limit down time)
- Provide and install new manholes per drawings for completion of ductbanks that were installed in PH-A.
- Provide and install new disconnects and lighting for new AGS pump station, and new WAS pump station.
- Provide and install grounding of all new structures and equipment per drawings.
- Provide and install control and instrumentation wiring missing from drawings on aerators replacements.
- Provide and install new lighting at AGS blower structure.
- Provide and install 2 new concrete light poles and 3 aluminum light poles at new switchgear building and gensets.
- Provide disconnects and VFD cable for all new AGS blowers.
- Provide and install conduit, wire, fixtures, for new AGS structure, as well as installation of instruments supplied by others not installed inline.
- Provide and install aluminum conduit for all above ground installations.
- Provide all excavation and backfill for underground conduits.
- Provide and install lightning protection system.
- Provide 3rd party testing as required per specs.
- Provide all new wiring per drawings.
- Provide new structure and site lighting per drawings.
- Provide installation of control panels, field installed instruments supplied by others.
- Provide temporary power for trailers and site as required.
- Provide, Test, and Terminate Fiber optic cable.
- Provide performance & payment bond.

29252 U.S. Highway 27 / Dundee, Florida 33838-4285
Phone (863) 439-7401, (877) 439-7401, Fax (863) 439-2045
WWW.blsmithelectric.com

SMITH
ELECTRICAL CONTRACTORS
B. L. SMITH ELECTRIC, INC.

**WORK NOT INCLUDED:**

- Provide dewatering for underground conduit, manholes, and equipment.
- Provide physical installation of generator, fuel tanks, assembly of fuel system, assembly of misc parts shipped with generator. (Exhaust, fuel piping, intake system, neutral ground resistors) Provide fuel for testing and final fill, concrete pads, generator control panels, and equipment for offloading on site.
- Provide GPR of existing grounds.
- Provide VFD and motor control equipment, only installation only provided. (Equipment by others)
- Patching and refurbishing of finished grade after installation.
- Provide installation of RTU tower or antenna provided by others.
- Provide and install any electrical buildings of concrete or manufactured.
- Bid bond not included.
- Provide and install access control system.
- Provide portable toilets, dumpsters or removal of such.
- Provide and install any motors or pumps.
- Provide termination & testing of low voltage wiring associated with access control, cameras, fire alarm.
- Provide low voltage control panels, instruments, PLC's or equipment.
- Provide and install concrete conduit curbs, exterior and interior concrete pads for floor mounted equipment.
- Provide cutting and patching of existing surfaces for installation of new equipment.
- Provide patching of any surfaces damaged or removed to complete new installation.
- Power or Telephone Co. charges for temporary or permanent usage during project.

***LUMP SUM TOTAL INCLUDING THE SPEC'D GENSET…$11,391,600.00***

***LUMP SUM TOTAL INCLUDING THE ALTERNATE GENSET…$11,106,600.00***

- ODP for tax savings on generator cost.
  Spec'd genset per quote..***$2,017,200.00*** **112 weeks lead time**.
  Tax..***$140,904.00***

- Alt genset per quote..***$1,796,950.00*** **62 weeks lead time**.
  Tax..***$125,486.50***
  ***(Alt genset quoted with a smaller displacement than the spec'd. This lowers the overall quote as well as the lead time for the equipment), Quote is attached to this proposal along with the spec'd version.***

29252 U.S. Highway 27 / Dundee, Florida 33838-4285
Phone (863) 439-7401, (877) 439-7401, Fax (863) 439-2045
WWW.blsmithelectric.com

- ODP for tax savings on switchgear cost.
  Switchgear quote..***$1,727,500.00*** **62 weeks lead time**.
  Tax..***$120,625.00***

***Due to market volatility this quote is only valid for 30 days.***

Thank you for the opportunity to submit this proposal. This proposal is based on Mon. through Fri. workdays between the hours of 7AM-3:30PM. Any hours beyond the previously stated will incur additional charges.

**Cordially,**

***Darren Sellers***
**Chief Estimator**
Office: 863-439-7401
Direct: 863-289-0319
Mobile: 863-557-8781
Email: Darren@BLSmithElectric.com
License # EC13012111

Municipality is responsible for verifying the type of pipe and it's O.D.

- Rangeline Tapping Services may require a pre-construction meeting or site visit prior to scheduling any services.
- Normal daytime hours (7:00AM- 7:00 PM EST) Monday through Friday. Technician(s) will have a $310.00 per hour after hours charge, portal-to-portal. Additional Expenses will be charged at our cost plus 20%.
- Rangeline Tapping Services will allow (3) Mobilizations/De-Mobilizations to the jobsite per single or double line stop and will allow (1) Mobilizations/De-Mobilizations to the jobsite per tap. Additional trips will be $600.00 per trip. Mobilization charges are applied when the technician leaves the shop or jobsite to start or after completion of the project.
- If Rangeline Tapping Services arrives at the jobsite to perform scheduled work that does not get performed, through no fault of Rangeline Tapping Services, an additional trip charge will be charged regardless of the number of Mobilizations allowed for the scheduled work.
- Canceling a scheduled project after the technician(s) have left the shop will result in a Cancellation Fee, please refer to Terms and Conditions. This includes weather related cancellations.
- Rangeline Tapping Services will allow the 30"/36" Single Line Stop assembly as a double to be left in place for (4) calendar day(s) or less, and the 36" Double Line Stop assembly to be left in place for (7) calendar day(s) or less. Each additional day will be charged as noted above including weekends. Limited to no more than 7 days from original quoted scope. Any days needed past the 7th additional day will require an approved changed notice before proceeding or equipment will have to be removed on the 7th day. The Change Order must be received by Rangeline Tapping Services prior to the 7th day.
- Stand-by charges will be billed at $205.00 per hour / per technician during normal daytime hours and $310.00 per hour / per technician during afterhours.
- Stand-by charges for equipment on the truck from portal-to-portal at $2,000.00/per day.
- Pricing includes a standard 15-minute pressure test of all tapping sleeves and line stop fittings. If the pressure test is required to be longer than 15 minutes, additional charges will be billed at $205.00 per hour. When customer installs material and it does not pass the standard 15-minute pressure test, all Rangeline Tapping Services labor will be billed at $205.00/hr.
- Additional charges may be added for ID badges, security check-in or job postponements due to site events.
- Above costs do not include office expense for extensive contract agreements.
- Sub-Contract agreements (when required) must be received by Rangeline Tapping Services prior to starting work. Rangeline Tapping Services will not be responsible for meeting any requirements stated in a Sub-Contract agreement after the proposed work has begun.
- Certificates of insurance with contractor as a certificate holder can be provided at no cost. Adding contractor as additional insured cannot be done unless we have a written contract with your company. Coverage required above the limits of our policy is not included.
- Price does not include "Sales Tax" on supplied material(s), Rangeline Tapping Services will collect applicable sales tax based on the city and state tax rates in effect where the work is being performed.
- Quotation is valid for 30 days.
- No retainage allowed.

**Rangeline Tapping Services**
**1997 42nd Street North West Winter Haven, FL 33881**

## CUSTOMER IS RESPONSIBLE FOR THE FOLLOWING:

- Flow rates of 1 ft/sec for Single position Line Stops or 2 ft/sec for Double position Line Stops shall not be exceeded where and while Line Stop heads are inserted. If the flow rates are higher than the above noted rates, the flow will need to be lowered. These rates and flow direction will need to be confirmed by the customer, owner, and/or engineer before any Line Stop heads are inserted. Rangeline Tapping Services will not be held liable for misinformation concerning flow rates, flow direction or water forces within the piping which causes damage to the piping system. Owner and/or Engineer is responsible for all proper information. Flow Rate must be measured at the point of the line stop location. Please be advised that “NOT” knowing the flow direction or the feet per second conditions during the insertion of the Line Stop equipment may cause damage to the pipe and or Rangeline Tapping Services equipment. In the event this occurs Rangeline Tapping Services will be compensated for its time, material, equipment damage and services.
- Excavating, de-watering, shoring, and/or scaffolding of job area, all of which must comply with OSHA standards.
- 12’ extension ladder, light pole, and pump for de-watering.
- Lifting equipment and an air compressor (CFM 185 when required) with personnel to operate.
- Scheduling inspectors and obtaining permits as necessary.
- Labor assistance of _1_ man to be supervised by Rangeline Tapping Services Technician(s).
- Lifting services if necessary.
- Concrete pipe anchor or mega lug joint restraint system if required.
- Concrete support for the Line Stop Fitting if required.
- O.D. measurements prior to scheduling.
- Pipe wall thickness prior to scheduling.
- Providing and installing materials for the Wet Tap services.
- Providing a water source for Pressure Testing materials.
- Concrete support for the Tapping Sleeve if required.
- Concrete support for the Valve if required.

**Rangeline Tapping Services**
**1997 42nd Street North West Winter Haven, FL 33881**

Rangeline Is The Lifeline For Your Pipeline

**Quote Number** RTS24-1372

# Rangeline Tapping Services - Terms and Conditions

1. **Rangeline Tapping Services** has issued this quotation based upon all information provided by the Customer.

2. All prices quoted are subject to current sales and use taxes. Any increase or enactment of new sales, use, excise or similar taxes shall be passed onto the account of Customer. The price does not include any amounts for changes in taxes, tariffs, or other similar charges that are enacted after the date of this Quotation. Subcontractor shall be entitled to an equitable adjustment in time and money for any costs that it incurs directly or indirectly that arise out of or relate to changes in taxes, tariffs, or similar charges due to such changes, including, without limitation, escalation, delay damages, cost to re-procure, cost to change suppliers, costs of manufactured equipment or goods, or other costs of any kind resulting from the changes.

3. The prices quoted above are based upon the quantities, sizes and operating conditions as listed above. Any changes in quantities, sizes or operating conditions of the system will void this quotation and a new quotation will be issued on the basis of changed information or operating conditions. Any projects that are booked and in progress that require changes in the quantities, sizes and/or operating conditions that differ with this quotation will be subject to pricing changes based upon new data related to the project.

4. Due to fluctuations in fuel costs, labor availability, material pricing, and other market conditions outside of Rangeline Tapping Services Pipeline Services, LLC's control, Rangeline Tapping Services reserves the right to apply reasonable surcharges or price adjustments to the quoted pricing at the time services are scheduled or performed. Such surcharges may include, but are not limited to, fuel surcharges, emergency mobilization charges, supply chain cost adjustments, or other operational cost increases that occur after the date of quotation. Any such adjustments will be based on prevailing market conditions and may be applied to mobilization, transportation, labor, equipment usage, materials, or other project-related costs. Acceptance of this quotation constitutes the Customer's acknowledgment and agreement that such surcharges may be applied when necessary due to market volatility or operational conditions beyond Rangeline Tapping Services's reasonable control.

5. In the case of unusual or non-typical pipe variations the Customer will be subject to additional costs.

6. The base price quoted is the minimum charge for the number of days allowed and is not subject to pro-ration for work completed early. Time onsite for calculating the base period and the additional days commences the day the technician or equipment are on the job site and ends when equipment leaves the jobsite or the customer's custody. Any additional days the equipment is on the jobsite will be paid by the customer at the per day charge quoted. For jobsite or travel days that fall on weekends or holidays, the price quoted will be increased accordingly to reflect our weekend or holiday pricing.

7. **Rangeline Tapping Services** shall not be held liable for any back charges without prior written consent of **Rangeline Tapping Services**. **Rangeline Tapping Services** does not guarantee that the placement of the Line Stop head(s) into the pipe system the first time will provide a "Workable" shutdown. In the event it is necessary for **Rangeline Tapping Services** to remove the Line Stop head and replace a seal and make any adjustments to the head/equipment such activity shall not be considered a delay of work at the job site. If the Line Stopper cannot be removed an additional Line Stop will be needed and be performed at the customers expense.

8. **Rangeline Tapping Services** makes every effort to ensure "OSHA" safe working conditions for its employees. Customer agrees and shall provide **Rangeline Tapping Services** employees with OSHA safe working conditions prior to entering the workplace.

9. The work site location must be accessible by a suitable roadway from a public highway. If the jobsite location or site conditions require barricades, traffic control or assistance, the Customer must furnish barricades and assistance.

10. **Rangeline Tapping Services** cannot take responsibility for actions other than its own employees. **Rangeline Tapping Services** will be liable and will hold Customer harmless from the compensatory but not consequential damages caused solely by defect in **Rangeline Tapping Services's** equipment or caused solely by the negligence of **Rangeline Tapping Services** employees in the operation of the equipment. All other losses, costs, expenses, liability, or damages arising from or connected with the performance of the work will not be the responsibility of **Rangeline Tapping Services** and customer will indemnify and hold **Rangeline Tapping Services** harmless there from.

11. **Rangeline Tapping Services** makes no warranty on any purchased products. Please refer to manufacturer for details on warranty.

12. Manufacturers of Valve Inserts do not guarantee a 100% shutdown. **Rangeline Tapping Services** cannot exceed the Manufacturers' guarantee of valve performance. We install all valve inserts as per manufacturers' specified procedures. **NOTE:** Valve Inserts are not designed to be pressure tested against. A 30% restocking fee will be assessed for all returned Valves and fittings.

13. In the case of unusual line stopping conditions, **Rangeline Tapping Services** may require an owner of the piping system or their representative to be present during the pressure testing of materials and insertion of the Line Stop into their system

14. **Rangeline Tapping Services** will provide Tapping, Line Stopping equipment and a technician to operate equipment. Customer is responsible for providing all other equipment, supervision and labor necessary to complete the work including inspection, testing, safety and control equipment, lifting and moving equipment, etc.

15. Customer shall pay for all costs and expenses incurred by **Rangeline Tapping Services** because of rescheduling or cancellation by the customer for any reason including but not limited to inclement weather.

**Rangeline Tapping Services**
**1997 42nd Street North West Winter Haven, FL 33881**

16. Customer or Owner is responsible to furnish electric power and lighting as required by us to perform our work.

17. In regards to concrete pipe only, the condition of the interior mortar lining may adversely affect the percentage of the amount recovered during tapping operation. **Rangeline Tapping Services** cannot be held responsible for any unforeseen, and or diminished conditions of such pipe.

18. All Tapping Sleeves & Line Stop materials fabricated for PCCP, RCCP & RCP pipes are non-returnable once fabricated. The customer is responsible for the accumulated costs of the materials, freight, and sales tax for all these items once ordered. These materials are custom ordered and "NON-RETURNABLE".

19. The supply of bid and or performance bonds is excluded. **Rangeline Tapping Services** supply these bonds only when specifically stated on the quotation.

20. Any invoice unpaid for more than 30 days will be subject to the maximum finance charges allowed by applicable state law. **Rangeline Tapping Services** does not allow retainage on any invoices.

21. Clerical errors made in good faith are subject to correction within **Rangeline Tapping Services** sole discretion.

22. Notwithstanding these terms and conditions or any amendments thereto or terms and conditions of the customer who may be deemed part of this agreement, **Rangeline Tapping Services** shall not be liable for any losses, costs, expenses, liability or damages arising from or connected with the performance of the work not covered by **Rangeline Tapping Services's** liability insurance in effect at the time of such loss, etc., and Customer shall hold **Rangeline Tapping Services** harmless for any loss, etc., in excess of coverage. **Rangeline Tapping Services** will provide Customer a certificate of its liability insurance upon request.

23. In the event it becomes necessary for **Rangeline Tapping Services** to retain legal counsel to enforce its rights the Customer agrees that it shall be responsible for payment of all reasonable attorney's fees, expenses and costs incurred by **Rangeline Tapping Services**.

24. **Rangeline Tapping Services** shall not be held liable for any pipe which splits, breaks, or leaks as a result of material installation, Wet Tapping pipe, Line Stopping pipe or completion of line stop fitting or valve insertion. **Rangeline Tapping Services** follows all material manufacturers' installation procedures and operates all equipment to manufacturer's standards and cannot be held responsible for pipe which fails during the Tapping and Line Stopping operation.

25. Rangeline Tapping Services will not be held liable for misinformation concerning flow rates, flow direction or water forces within the piping system which causes damage to the piping system. Owner, Engineer, and/or contractor is responsible for all proper information and any damage to Rangeline Tapping Services equipment will be charged to the customer accordingly.

26. **Rangeline Tapping Services** will take all means available to capture the pipe coupon. Pipe integrity, flow rates and other unknowns at the time of the Wet/Hot Tapping operation can be contributing factors. Therefore, **Rangeline Tapping Services** cannot be responsible for any lost or pieces of the coupons which do not come out after the tap is performed.

27. **Rangeline Tapping Services** does not guarantee a 100% leak free Completion Plug installation. The Completion Plug is a temporary seal to remove the isolation valve to install the permanent blind flange and sealing hardware.

28. **Rangeline Tapping Services** will not be responsible for reduced flow through temporary by-pass system due to solids or debris clogging by-pass operations.

29. **Prices & Payment**

All payments for materials furnished hereunder shall be made upon the basis of material delivered as shown by our delivery ticket and our delivery records. Failure to notify us of discrepancies in quantities/schedules prior to manufacturing of items invoiced constitutes irrevocable acceptance of the quantities and delivery schedule for the materials covered by the invoice. If you fail to make payments when due on any order, or if at any time we have any doubt about your intention or ability to pay, we may decline to make any further shipments on this or any other order with you. Our rights and remedies in this regard are not exclusive and we retain all other rights and remedies at law. Sales or use tax are not included in the prices set forth on the face of the Quotation or Order Acknowledgement. Prices for undelivered goods may be increased by Seller in the event of any increase in the cost to Seller of supplies, labor or services, or any increase in Seller's cost resulting from governmental or administrative action or any other cause beyond Seller's control. Invoices shall be deemed correct unless contested in writing within seven (7) business days of invoice date.

30. **Delivery**

Unless stated otherwise in a quotation by us, shipments are quoted F.O.B. jobsite. Rail shipments are based on minimum car load lots. Truck shipments are based on applicable state limit truck load lots. Delivery is tailgate, on board trucks unless otherwise specified. You agree to provide: (1) an unloading point accessible over roads acceptable to the carrier; (2) an area where unloading can be accomplished quickly and efficiently with standard unloading methods; (3) blocking and chocking if required for unloaded material; (4) indemnification of us and the carrier regarding liability for personal injury, including death and property damage resulting from unloading done under your direction; (5) flagmen and lights or warning devices if required by local agents, governmental laws, rules or regulations; (6) payment for unloading time in excess of one hour at the rate specified in the published tariff of the carrier making delivery; (7) adequate qualified labor and facilities to remove materials from truck. If any of the above are not provided, we reserve the right to stop deliveries until the condition is remedied. Deliveries shall be made in accordance with a delivery schedule, which

may be revised by mutual agreement to adjust to job conditions or manufacturing requirements. We cannot guarantee precise delivery dates and we shall not be responsible for delays in deliveries, nor liable for any losses, expenses or damages, including liquidated damages or penalties of any kind, which you may incur. Acceptance of delivery by you constitutes confirmation of your acceptance of the delivery schedule against which the delivery was made. In the event delivery is required beyond curb lines, you will be responsible for any damage to curbs, sidewalks, driveways, or other property.

31. **Warranty and Limitations**

Our products are warranted to be manufactured in accordance with the specifications identified on the face of our Quotation or Order Acknowledgement and to be free of defects in workmanship or materials for a period of one (1) year after date of delivery. Any action for breach of contract arising from this Agreement must be commenced within one (1) year after the cause of action has arisen. Our responsibility under this warranty is limited to the repair or to the furnishing by us, above ground of a replacement of defective or non-conforming products, or to the allowance of a credit for such products, all at our option. WE ACCEPT NO RESPONSIBILITY FOR DESIGN OF THE PROJECT OR INSTALLATION OF THE MATERIALS DELIVERED. ANY DEFECTS IN PROJECT DESIGN OR INSTALLATION OF MATERIALS VOIDS ANY AND ALL WARRANTIES, EXPRESSED OR IMPLIED, EXCEPT WARRANTY OF TITLE. ITEMS MANUFACTURED FOR A PARTICULAR PROJECT ARE NOT SUBJECT TO RETURN FOR CREDIT. WE SHALL NOT BE LIABLE FOR CONSEQUENTIAL, INDIRECT, OR INCIDENTAL DAMAGES, INCLUDING WITHOUT LIMITATION, ANY LIQUIDATED DAMAGES OR PENALTIES OF ANY KIND WHICH YOU MAY INCUR. OUR LIABILITY, IF ANY, SHALL IN NO EVENT EXCEED THE PURCHASE PRICE FOR THE MATERIALS IN QUESTION. THE WARRANTY PROVIDED HEREIN IS EXCLUSIVE AND IN LIEU OF ALL EXPRESSED AND IMPLIED WARRANTIES. THERE ARE NO WARRANTIES WHICH EXTEND BEYOND THE ABOVE. WE DISCLAIM ANY IMPLIED WARRANTY OF MERCHANTABILITY OR FITNESS FOR A PARTICULAR PURPOSE. OUR SOLE RESPONSIBILITY IS AS STATED AND YOU ACKNOWLEDGE THAT YOU ARE PURCHASING OUR PRODUCTS SOLELY ON THE BASIS OF OUR WARRANTY AS SET FORTH HEREIN.

32. **Damage In Transit**

Shipments must be inspected by you before unloading to ascertain any damage enroute. Charges for inspections or tests are your expense.

Shipping damage claims will not be accepted after goods are unloaded. Claims for shortages or damages must be made by notation on the face of the freight bill or on the face of our delivery ticket at the time of unloading. The carrier, when accepting materials at our plant, is responsible for damages in transit and all claims for damages in transit shall be made promptly to the carrier by you. Our responsibility terminates when the carrier accepts our products for transportation.

33. **Indemnity**

You expressly agree to indemnify, defend, and hold us harmless from and against all loss, expense, including attorney fees and damages arising from bodily injury to any person, including death resulting therefrom (whether to your employees or others) and damage to property caused by any of the Products after delivery to you or to your customer except to the extent caused by our gross negligence or willful misconduct.

34. **Force Majeure**

We are not responsible or liable for any delays or nonperformance in the event of fire, flood, explosion, the elements, or other catastrophe, acts of God, war, riot, civil disturbance, strike, lockout, refusal of employees to work, labor disputes, shortage or inability to obtain raw materials including energy requirements, failure of carriers to deliver either machinery, equipment or material, in the event any legislative, executive, or judicial act of any political or **Rangeline Tapping Services** will not be responsible for reduced flow through temporary by-pass system due to solids or debris clogging by-pass operations.

35. **Cancellation Charges**

In the event any order accepted by us in writing is cancelled by you, you shall be liable for and shall pay to us all charges incurred in connection with such order, including but not limited to the cost of all purchased materials, expenses incurred for the engineering, fabrication, production, and assembly of such materials and anticipated profits.

36. **Intellectual Property**

No license, authorization or permission of any kind is hereby transferred or granted to Customer to utilize, reproduce, duplicate, or disseminate any intellectual property or proprietary information belonging to **Rangeline Tapping Services** in any form, or under any conditions other than those specifically required to complete the current transaction between Customer and **Rangeline Tapping Services**. Customer specifically agrees that Customer will not attempt to duplicate, modify or reverse-engineer any products or components supplied to Customer by **Rangeline Tapping Services**. Customer specifically agrees that Customer will not disclose to any third-parties the protocols, procedures or methodologies utilized by **Rangeline Tapping Services** in the performance of **Rangeline Tapping Services's** work for the Customer.

Customer shall not take any measurements, dimensions, and/or calibrations of Rangeline Tapping Services equipment at any time or publish any information, drawings or photographs concerning the Equipment except with the written consent of Rangeline Tapping Services and subject to such reasonable conditions as the Customer may prescribe. Customer shall procure that each of its affiliates, including but not limited to, designated agents, Owner and/or Sub-suppliers shall comply with the obligations hereunder.

37. **Miscellaneous**

a. Once we have accepted any order from you, in writing, all changes in the order must be in writing, showing the change and the order number. All costs for changes in the order will be at your expense, subject to the terms and conditions herein.

b. Our failure to insist upon strict performance of any provision of this Agreement shall not constitute a waiver of that or any other provision or of any of our rights under this Agreement, nor shall it constitute a waiver by us of any subsequent default by you in the performance of this Agreement.

c. Our field representative may, from time to time, be present on a job site where products you have purchased from us are being installed and he or she will be glad to work with you and be of assistance to you. The field representative, of course, has no authority to modify this Agreement or bind us however; and since the installation is your responsibility under your supervision or that of your customer or his contractor, we shall not be responsible for any instructions or technical advice in connection with the design, installation or use of the materials sold hereunder.

d. You agree to pay any and all costs, expenses, and attorney fees which we may incur or become liable for by reason of our enforcing or attempting to enforce the terms of this Agreement, including lien claims and foreclosure of liens filed.

e. Should any part or provision of this Agreement be declared invalid, unenforceable, illegal, or in conflict with any law, the validity and enforceability of the remaining or provisions shall not be affected.

f. The prices listed are unit prices for the quantities listed. We reserve the right to change unit prices in the event of quantity changes.

g. Neither this Agreement nor any of the rights or responsibilities arising hereunder may be assigned by you without our express written consent to the assignment.

h. The services of a Layout Technician are included in our pricing for the initial submittal and one revision. Charges may be incurred if further revisions are required unless caused by our error.

i. If we are required to store finished product thirty (30) days beyond a jointly agreed to delivery date, a storage charge of one and one-half (1.5%) percent per month will be assessed on the purchase price of the product stored.

j. All quotes are Rangeline Tapping Services Standard Quotes only and are without any inclusion of Prevailing Wage Rates that may be applicable in the region where the work is to be done. As such, if Prevailing Wage Rates for the region in which the work will be done are not disclosed prior to the calculation or execution of the Rangeline Tapping Services Standard Quote and added via the terms of the subcontract or thereafter, pricing will then be adjusted accordingly to take the Prevailing Wage Rates into account.

| | |
|---|---|
| PCL Construction | Date |
| Authorized Signature | |
| Rangeline Tapping Services Signature | Date |

***Customer acknowledges and accepts all information regarding supplied quotation.***

**Rangeline Tapping Services**
**1997 42nd Street North West Winter Haven, FL 33881**

BURGESS Civil

**Contact:** **Pedren Alumbaugh**
**Phone:** **(707) 354-0199**

| | | | |
|---|---|---|---|
| Attn: | Christian Schultz | Job Name: | Manatee County SEWRF |
| Quote To: | 1 N. Dale Mabry Highway, Suite 1350 | Job Number: | 26-038-A |
| | Tampa, FL 33609 | Date of Plans: | July 2025 |
| Phone: | (813) 344-3736 | Revision Date: | May 2026 |

| ITEM | DESCRIPTION | QUANTITY | UNIT | UNIT PRICE | AMOUNT |
|---|---|---|---|---|---|
| | **GENERAL CONDITIONS** | | | | |
| 01 | MOBILIZATION | 1.00 | LS | 35,000.00 | 35,000.00 |
| *02* | *P&P BOND* | | | | NOT INCLUDED |
| 03 | SURVEY & AS-BUILTS | 1.00 | LS | 27,944.50 | 27,944.50 |
| *04* | *GEOTECHNICAL TESTING* | | | | NOT INCLUDED |
| *05* | *EROSION CONTROL* | | | | NOT INCLUDED |
| *06* | *SILT FENCE* | | | | NOT INCLUDED |
| *07* | *CONSTRUCTION ENTRANCE* | | | | NOT INCLUDED |
| *08* | *INLET PROTECTION* | | | | NOT INCLUDED |
| *09* | *NPDES DEWATERING PERMIT* | | | | NOT INCLUDED |
| *10* | *SEED & MULCH* | | | | NOT INCLUDED |
| *11* | *SEED & MULCH - IF REQUIRED* | *1.00* | *SY* | *0.50* | *0.50* |
| *12* | *BAHIA SOD* | | | | NOT INCLUDED |
| *13* | *BAHIA SOD - IF REQUIRED* | *1.00* | *SY* | *5.00* | *5.00* |
| | **GENERAL CONDITIONS SUBTOTAL:** | | | | **62,944.50** |
| | | | | | |
| | **EARTHWORK** | | | | |
| *14* | *CLEARING & DEMO* | | | | NOT INCLUDED |
| *15* | *STRIP / DISC / PREP SITE* | | | | NOT INCLUDED |
| *16* | *SITE EXCAVATION* | | | | NOT INCLUDED |
| *17* | *IMPORT & PLACE FILL* | | | | NOT INCLUDED |
| 18 | CONSTRUCT PADS FOR GEN 1, GEN 2, & ELEC BLDG NO 4 | 225.00 | SY | 3.00 | 675.00 |
| 19 | CONSTRUCT IPS PAD | 150.00 | SY | 3.00 | 450.00 |
| 20 | CONSTRUCT AGS PAD | 4,450.00 | SY | 3.00 | 13,350.00 |
| 21 | BASE ROCK BELOW AGS (4" CC) | 4,450.00 | SY | 20.00 | 89,000.00 |
| 22 | FINE GRADE FLAT AREAS | 15,225.00 | SY | 2.25 | 34,256.25 |
| 23 | FINE GRADE SLOPED AREAS | 350.00 | SY | 2.50 | 875.00 |
| | **EARTHWORK SUBTOTAL:** | | | | **138,606.25** |

| ITEM | DESCRIPTION | QUANTITY | UNIT | UNIT PRICE | AMOUNT |
|---|---|---|---|---|---|
| | | | | | |
| | **ROADWAY** | | | | |
| 24 | SAW-CUT & MATCH PAVEMENT | 5.00 | EA | 1,000.00 | 5,000.00 |
| *25* | *MAINTENANCE OF TRAFFIC* | | | | NOT INCLUDED |
| 26 | 3.00" MILL / OVERLAY | 1,750.00 | SY | 49.50 | 86,625.00 |
| 27 | 1.00" ASPHALT (SP-9.5): FINAL LIFT | 2,225.00 | SY | 14.50 | 32,262.50 |
| 28 | 2.00" ASPHALT (SP-12.5): INITIAL LIFT | 2,225.00 | SY | 26.25 | 58,406.25 |
| 29 | 10" LIMEROCK BASE | 2,225.00 | SY | 37.25 | 82,881.25 |
| 30 | 12" STABILIZED SUBGRADE (LBR 40) | 2,225.00 | SY | 18.25 | 40,606.25 |
| 31 | MIAMI CURB | 190.00 | LF | 40.00 | 7,600.00 |
| 32 | 4" SIDEWALK (WWM - REINFORCED) | 450.00 | SY | 90.00 | 40,500.00 |
| *33* | *H/C RAMPS: MATS* | | | | NOT INCLUDED |
| *34* | *CONCRETE PADS* | | | | NOT INCLUDED |
| *35* | *SIGNAGE & STRIPING* | | | | NOT INCLUDED |
| | **ROADWAY SUBTOTAL:** | | | | **353,881.25** |
| | | | | | |
| | **MANATEE COUNTY SEWRF TOTAL:** | | | | **555,432.00** |
| | | | | | |
| | **ADD ALTERNATE 01 (CROM REQUIREMENTS)** | | | | |
| *ADD ALT 01* | *15' WIDE PATH AROUND AGS (6" CC)* | *1,200.00* | *SY* | *23.00* | *27,600.00* |
| | **ADD ALTERNATE 01 (CROM REQUIREMENTS) SUBTOTAL:** | | | | **27,600.00** |
| | | | | | |
| | **ADD ALTERNATE 02 (DUTCHLAND REQUIREMENTS)** | | | | |
| *ADD ALT 02* | *30' WIDE PATH AROUND AGS (6" CC)* | *2,550.00* | *SY* | *23.00* | *58,650.00* |
| | **ADD ALTERNATE 02 (DUTCHLAND REQUIREMENTS SUBTOTAL:** | | | | **58,650.00** |
| | | | | | |

**NOTES:**

Delay in Purchase of Materials:

Notwithstanding anything herein to the contrary, if Contractor's purchase of materials or equipment is delayed because of: (1) delayed commencement for any reason whatsoever; (2) acts or omissions of the Owner, the architect, or engineer; (3) changes in the Work or the sequencing of the Work ordered by the Owner, or arising from decisions of the Owner that impact the Contract Time; (4) hazardous materials, concealed or unknown conditions; (5) delays pending dispute resolution or suspension of the Work by the Owner; (6) Force Majeure Events (as defined below); (7) or for any reason beyond the Contractor's control, the Owner shall modify the Contract increasing the Contract Sum in the amount commensurate with any actual, direct, and documented increase in material or equipment costs, dollar for dollar, because of such delays or events. The Contractor's fee shall not be increased because of such cost increases.

The term "Force Majeure" means, without limitation, an act of God, fire, tornado, hurricane, flood, earthquake, explosion, war,

act of terrorism, civil disturbance, labor strikes, an unusually severe storm, government shutdown or interference, pandemic, endemic, epidemic, or any other unavoidable casualty beyond the Contractor's control.

---

Material Cost Increases:

The Contractor estimated the Contract Sum on the labor, material, and equipment costs at the time of negotiation and/or its submission of the bid/proposal. Because the Work may not commence immediately and the materials may not be ordered for months, the Contractor cannot predict or estimate increases in the cost of labor, materials, and equipment that may occur prior to commencement or during the progress of the Work. Notwithstanding anything herein to the contrary, if the cost of labor, materials, and/or equipment for any scheduled item of Work identified in this proposal increases by 5% or more, the Owner shall modify the Contract increasing the Contract Sum in the amount commensurate with any actual, direct, and documented increase in labor, material, and/or equipment costs, dollar for dollar, above the 5% threshold. The Contractor's fee shall not be increased because of such cost increases.

If, after the date of this Quote/Purchase Order, any new or increased tariffs, duties, or other government-imposed costs on materials used in the work becomes effective, the Contract Price shall be adjusted to reflect the actual increased cost to the Contractor. The Contractor shall promptly notify the [Owner/Buyer] of any such cost impact. Failure to agree on a price adjustment shall not relieve the Buyer's obligation to pay the increased cost, and the Contractor shall be entitled to an extension of time if such tariffs result in material shortages or delays and/or Contractor may permanently suspend performance because of a delay or the inability of the parties to agree upon an adjusted price.

---

***DUE TO VOLATILITY IN RAW MATERIAL AND SHIPPING COSTS ALL PVC, HDPE OR OTHER PLASTIC MATERIALS WILL BE PURCHASED AT COST BASED ON CURRENT SHIP DATE. PURCHASE ORDERS CANNOT BE HELD AT THIS TIME. WE EXPECT TO PASS PRICE INCREASES ALONG TO OUR CUSTOMER AT THE TIME OF SHIP DATE.***

***THIS PROPOSAL/QUOTE IS BASED ON AND TIED TO THE FDOT ASPHALT PRICE INDEX (API) FOR BITUMINOUS MATERIALS CURRENTLY IN EFFECT AS OF THE DATE ON THIS PROPOSAL/QUOTE (UNLESS OTHERWISE SPECIFIED HEREIN). ANY ADJUSTMENTS DUE TO INCREASES OR DECREASES IN API WILL BE DETERMINED IN ACCORDANCE WITH SECTION 9-2.1.2 OF THE CURRENT FDOT STANDARD SPECIFICATIONS FOR ROAD AND BRIDGE CONSTRUCTION WITH THE EXCEPTION THAT BITUMINOUS ADJUSTMENTS WILL BE MADE ONLY WHEN THE CURRENT API(CAPI) VARIES BY MORE THAN 10% OF THE API PREVAILING IN THE MONTH WHEN BIDS WERE RECEIVED(BAPI), AND THEN ONLY ON THE PORTION THAT EXCEEDS 10%. THE APPLICATION OF ADJUSTMENTS WILL NOT BE CONDITIONED ON THE OWNER'S OR ANY OTHER PARTY'S PARTICIPATION IN THIS CLAUSE. THE CALCULATION FOR THE DIFFERENCE IS TO BE THE CURRENT BITUMINOUS API AT TIME PLACEMENT VS TIME OF BID.***

1. This proposal is valid for 30 days from bid date.
2. Payment & Performance bond is not included. Add 1.25% if required.
3. This proposal excludes all Textura or similar third-party payment processing fees. If Textura participation is required by the Owner, Client, or General Contractor, please add $5,300.00 to our proposal.
4. Survey, layout, and as-builts are included. Record Survey and engineering are by others.
5. Geotechnical/Construction testing is by others.
6. Removal and/or replacement of unsuitable soils, hazardous or buried debris is not included.
7. Removal and/or relocation of gas, cable, electric, irrigation or other utilities is by others, if required.
8. Meters, meter fees, permits and connection fees by others.
9. All hardscape, topsoil, grassing, landscaping, irrigation, root pruning, tree trimming and fencing is by others.
10. Assumes all cut material is suitable for structural fill.
11. Topographic survey of existing conditions shown on the construction drawings is presumed accurate to plus or minus 0.2' and will need to be confirmed to establish the final site fill requirements. Any discrepancies found during verification may affect the quantity of fill required and should be addressed promptly to ensure accurate site balancing.
12. Conduits or sleeves are not included.
13. Includes rough grade of building pads to 95% on a one-time basis. Fine grading, final compaction, specific density requirements and excavation of footers are not included.

14. Includes rough grading around building pads on a one-time basis. Fine grading around building pad after vertical construction is not included.
15. Installation of new silt fence or maintenance of existing silt fence is not included.
16. NPDES requirements by others. Contractor will maintain reports and will assist the entity deemed as the site-wide "Operator" only while onsite. Full responsibilities and legal limitations related to stormwater permit coverage will be outlined at time of award.
17. All concrete flatwork by others.
18. Fence, handrail, bollards, & guardrail by others.
19. No work is included on existing utilities.
20. Location, exploration and/or repairs to existing utilities are not included. Asbuilts of existing utilities are not included.
21. Paving prices are valid for 30 days from bid date and include 2 mobilizations.

ACCEPTED:
Contractor / Owner Name:

By: _____

Date: _____

BURGESS CIVIL, LLC

By: _____

Date: _____

Outlook

## Re: Manatee SEWRF - Phase B

**From** Luke Smith <LSmith@altoconstruction.com>
**Date** Wed 1/14/2026 8:56 AM
**To** Bill Naramore <WENaramore@pcl.com>

1 attachment (180 KB)
#57 Stone (Causeway) 10.26.2025 FULL GRADATION.pdf;

Bill,

I sent Marco $58.10 per ton. At that volume of ~ 2,700 tons, we can offer **$56.50 per ton**.
Please see attached submittal for your reference & review.

Best,
Luke Smith
(813)440-1259

https://www.altoconstruction.com/

---

**From:** Bill Naramore <WENaramore@pcl.com>
**Sent:** Wednesday, January 14, 2026 8:14:52 AM
**To:** Luke Smith <LSmith@altoconstruction.com>
**Subject:** Manatee SEWRF - Phase B

You don't often get email from wenaramore@pcl.com. Learn why this is important

Good morning Luke,

I left you a message earlier this morning, and my apologies for not realizing it was before normal business hours. I am working with Marco from the Manatee team on a new phase of work that would require approx. 2,700 tons of #57 stone in March/April if pricing is approved by the county. He had mentioned that you provided material quotes to him in the past.

Can you please provide your current rate for stone, and trucking so we can update our material rates in our estimate?

If you should have any questions, please do not hesitate to contact me.

Thank you,

**Bill Naramore, Associate DBIA**
**Senior Estimator**

**PCL Civil Constructors, Inc.**
1 N. Dale Mabry Highway, Suite 1350
Tampa, FL 33609
M: 707.628.2455
wenaramore@pcl.com

**www.pcl.com**
**TOGETHER WE BUILD SUCCESS**

# Superior Asphalt, Inc.

Superior Quality, Superior Service, Superior Asphalt
4801 15th St E Bradenton, FL 34203
Phone: (941)-755-2850
Fax: (941)-727-5980
Mailing Address:
PO BOX 2489 ONECO, FL 34264


| | | | |
|---|---|---|---|
| **To:** | PCL CONSTRUCTION, INC. | **Contact:** | Bill Naramore |
| **Address:** | 3810 NORTHDALE BLVD, SUITE 160 | **Phone:** | |
| | Tampa | **Fax:** | |
| **Project Name:** | Manatee County SEWRF - Phase B - Capacity Improvements | **Bid Number:** | E25-576 |
| **Project Location:** | 3331 Lena Rd, Bradenton, FL | **Bid Date:** | 11/12/2025 |

| Item # | Item Description | Estimated Quantity | Unit | Unit Price | Total Price |
|---|---|---|---|---|---|
| 60.01 | ASPHALT MILLING AND PAVING - 0.75" | 2,520.0000 | SY | $29.00 | $73,080.00 |
| 62.22 | ASPHALT PAVING 2.00" TYPE S-1 (1ST LIFT) ROADWAY | 2,200.0000 | SY | $36.00 | $79,200.00 |
| 62.43 | ASPHALT PAVING 1.00" TYPE S-3 (2ND LIFT) ROADWAY | 2,200.0000 | SY | $18.00 | $39,600.00 |

**Bid Price Subtotal:** **$191,880.00**

**Total Bid Price:** **$191,880.00**

**Notes:**

- Prime and Mat are not included.
- This quote has been based on 2 move-ins. Any additional move-ins will be $ 2,500.00 per move in.
- New pavement will tend to scuff and mark within the first twelve (12) months after placement due to the curing process of asphalt.
- During resurfacing projects, Superior Asphalt cannot guarantee 100% drainage.
- All permits, surveying, and maintenance of traffic by others unless noted above.
- All testing to be in accordance with F.D.O.T. testing procedures and to be paid for by others.
- If this is a unit price contract, the job will be remeasured for actual quantities.
- We have the right to inspect base prior to paving.
- We will not be liable for any delay or costs due to war, strikes, lockouts, labor difficulties, accidents, fire, flood, tariffs or other causes beyond our control.
- Prices quoted valid for 30 days at which time we reserve the right to adjust our price. Sales tax is included in the prices quoted.
- Asphalt is a flexible pavement and any cracks that are visible before overlaying will reflect through after the overlay is finished. Also, cracks will appear when paving on new soil cement.
- This quotation is based on the Florida Department of Transportation (FDOT) Fuel and Bituminous Average Price Index for the month date of this bid. Superior Asphalt, Inc. reserves the right to adjust the final contract amount if applicable.

**Payment Terms:**

Purchaser agrees that should the account become more than 30 days past due, purchaser will pay all costs of collection, including reasonable attorney's fees whether collected through suit or otherwise. After 30 days, interest will be charged on all money due at the highest legal rate.

**ACCEPTED:**

The above prices, specifications and conditions are satisfactory and hereby accepted.

**Buyer:** _____

**Signature:** _____

**Date of Acceptance:** _____

**CONFIRMED:**

**Bradenton**

**Authorized Signature:** _____

**Estimator:** Lazai Williams
941-702-0748 lwilliams@superiorasphaltinc.net

5/22/2026 3:22:49 PM

# Waste Connections of Florida
## Construction Debris Disposal Proposal

**To:** PCL- Bill Naramore

**From:** Carrie Helms– Waste Connections of FL

**Re:** Manatee County SERWRF

Waste Connection of FL would like to have the opportunity to offer you pricing for your current project. We offer the following prices:

**20/30-yd Roll-off Container for c&d material**

| | |
|---|---|
| Delivery Fee: | $125 |
| Haul Rate: | $455 flat up to 4 tons |
| Tonnage: | $60/ton over 5 tons |

**20-yd Roll-off Container for concrete material**

| | |
|---|---|
| Delivery Fee: | $125 |
| Haul Rate: | $250 |
| Tonnage: | $0 clean concrete |

Fuel and Environmental charges WAIVED
Relocate fees, Trip Fees (for a driver to show up the stop due to blockage) $125
No invoice, franchise or admin fees
**PRICING SUBJECT TO CHANGE BASED ON DISPOSAL FACILITY CHANGING DISPOSAL RATES***

Thanks for the opportunity to offer you pricing for your disposal needs. If you have any questions, please feel free to give me a call.

Carrie Helms
Waste Connections of FL
(813) 433-6369 Cell Phone

Outlook

## Fw: Manatee County SERWRF Capacity Improvements Invitation Bid

**From** Juliana Ordonez <jordonez@pcl.com>
**Date** Wed 5/13/2026 1:08 PM
**To** Christian Schultz <ceschultz@pcl.com>; Javier Velez <JJVelez@pcl.com>; Rachel Larson <RLLarson@pcl.com>

1 attachment (124 KB)
2025.10.21 - Dumpster Debris Removal.pdf;

**Juliana Ordonez**
**Estimator**

**PCL Civil Constructors, Inc.**
1 N Dale Mabry Highway, Suite 1350
Tampa, FL 33609
(813) 553-7272
jordonez@pcl.com

www.pcl.com
**TOGETHER WE BUILD SUCCESS**

---

**From:** Carrie Helms <carrie.helms@wasteconnections.com>
**Sent:** Wednesday, May 13, 2026 1:06 PM
**To:** Juliana Ordonez <jordonez@pcl.com>
**Cc:** Douglas.Summa@WasteConnections.com <Douglas.Summa@WasteConnections.com>
**Subject:** Re: Manatee County SERWRF Capacity Improvements Invitation Bid

Hello

Yes those rates are still good!
Did you want to set up any dumpsters?
Carrie Helms 813-433-6369 Sent from my iPhone

> On May 13, 2026, at 11:32 AM, Juliana Ordonez <jordonez@pcl.com> wrote:
>
> Carrie:

Good morning,

Please see the attached document. We have an older bid, and as we move forward with this project, we're requesting updated pricing. Could you please provide an up-to-date bid by **5/22/2026**?

Thank you

**Juliana Ordonez**
**Estimator**

**PCL Civil Constructors, Inc.**
1 N Dale Mabry Highway, Suite 1350
Tampa, FL 33609
(813) 553-7272
jordonez@pcl.com

**www.pcl.com**
**TOGETHER WE BUILD SUCCESS**

Manatee County SEWRF - Phase B - Capacity Improvements - Site Work

| Item # | Item Description | Unit Price | Quantity | Unit | Total | Notes |
|---|---|---|---|---|---|---|
| | Mobilization | $ 82,236.34 | 1 | LS | $ 82,236.34 | |
| | Dewatering Contingency | $ 24,000.00 | 1 | LS | $ 24,000.00 | Dewatering Plan Included |
| | Site Demo | $ 125,000.00 | 1 | LS | $ 125,000.00 | Roads, Exiting Conc, Pipe removal |
| | Excavation, Embankment & Grading | $ 67,500.00 | 1 | LS | $ 67,500.00 | |
| | Site Dust Control & house Keeping Contingency | $ 6,500.00 | 1 | LS | $ 6,500.00 | |
| | 4" Base | $ 38.00 | 46 | SY | $ 1,748.00 | Conc Sidewalk |
| | Subgrade | $ 25.75 | 46 | SY | $ 1,184.50 | Conc Sidewalk |
| | 30x50 Stabilized Construction Entrance; #1 Agg | $ 25.00 | 167 | SY | $ 4,175.00 | 200sqft sediment pit & Sawle included |
| | Floating & Staked Turbidity Screen | $ 22.50 | 555 | LF | $ 12,487.50 | |
| | Full Depth Pvt Restoration | $ 135.00 | 1105 | SY | $ 149,175.00 | 1" S-3 Asphalt, 2" S-1 Asphalt, 10" Liemrock Base, 12" Stabilized Subgrade LBR 40 |
| | Milling & Resurfacing | $ 45.00 | 1661 | SY | $ 74,745.00 | 1" S-3 Asphalt, 2" S-1 Asphalt for resurfacing |
| | silt Fencing T3 | $ 6.75 | 1663 | SY | $ 11,225.25 | 12" embedment; 10' Post spacing |
| | 1" Type S-3 | $ 39.50 | 2190 | SY | $ 86,505.00 | tack Included Between Coarse |
| | 2" S-1 Asphalt Pvt | $ 52.00 | 2190 | SY | $ 113,880.00 | |
| | 10" Base LBR 100 | $ 44.85 | 2190 | SY | $ 98,221.50 | Lime rock; Asphalt pvts.; prime Included |
| | 12" Subgrade LBR 40 | $ 25.75 | 2190 | SY | $ 56,392.50 | Asphalt pvts. |
| | Asphalt Patches (As Needed) | $ 110.00 | | SY | $ - | Full Depth Repair on existing pvts.; Mobilization Included |
| | Fencing Restoration (As Needed) | $ 28.50 | | LF | $ - | All disturbed Fencing reinstallation; Mobilization Included |
| | MH Adjustments (As Needed) | $ 1,275.00 | | EA | $ - | Mobilization Included |
| | silt Fencing T4 (As needed) | $ 13.75 | | LF | $ - | 18" embedment; 10' Post spacing; At areas where heavy sediment loads are expected, Slope>1:2; Mobilization Included |
| | Hayy Silt Socks (As Needed) | $ 8.95 | | LF | $ - | Mobilization Included |
| | Inlet protection (As Needed) | $ 325.00 | | EA | $ - | Mobilization Included |
| | Temp Sodding, Seeding & Mulching (As Needed) | $ 4.25 | | SY | $ - | Mobilization Included |
| | | | | | $ - | |
| | | | | | **$ 914,975.59** | |
| | | Extendd Bid Total | | | $ 1,407,470.31 | |

**Exclusions: Pricing is based only on the listed scope, quantities, and stated assumptions. Excluded items include unknown or undocumented utilities, buried debris, rock, unsuitable soils, contaminated or hazardous materials, utility relocations, permit fees, engineering, survey/as-builts, MOT/traffic control, off-duty police, extended or unforeseen dewatering, additional BMPs beyond the listed erosion-control items, work outside the defined limits, repairs caused by existing pavement/base failures, landscaping/irrigation restoration, and any additional work directed by the owner, engineer, inspector, or GC not specifically itemized. As-needed items are to be paid at the listed unit prices only when authorized. Pricing assumes normal working hours, clear access, and no delays by others; standby, remobilization, resequencing, overtime, weather impacts, utility conflicts, or design/field changes are excluded and subject to change order.**

| | |
|---|---|
| Prepared By: | Jahem Toure |
| Signature | Jahem Toure |
| Email: | jahem.toure@wolffieldsolutions.com |
| Cell: | (941)-763-3551 |

Manatee County SEWRF - Phase B - Capacity Improvements - Concrete

| Item # | Item Description | Unit Price | Quantity | Unit | Total | Notes |
|---|---|---|---|---|---|---|
| | Mobilization | $ 3,500.00 | 1 | LS | $ 3,500.00 | |
| | 4" Thick 3000 PSI Class 1 Concrete Sidewalk | $ 85.00 | 46 | SY | $ 3,910.00 | 6x6 No. 10WWM; Broom Finish |
| | Miami Curb | $ 45.00 | 188 | LF | $ 8,460.00 | |
| | | | | | **$ 15,870.00** | |

**Exclusions: Pricing is based only on the listed sidewalk and Miami curb scope, quantities, and notes shown above. Excluded items include demolition/removal of existing concrete or curb, excavation beyond minor grading/prep, unsuitable subgrade removal/replacement, survey/layout/as-builts, permit fees, MOT/traffic control, utility conflicts or relocations, dewatering, erosion control, saw cutting beyond the immediate work limits, driveway/apron tie-ins unless shown, detectable warning surfaces, striping, landscaping/irrigation repair, and restoration outside the disturbed work area. Pricing assumes normal working hours, clear access, and ready subgrade; delays, remobilization, standby time, weather impacts, field changes, or additional work directed by the owner/GC/inspector shall be handled by change order.**

| | |
|---|---|
| Prepared By: | Jahem Toure |
| Signature | Jahem Toure |
| Email: | jahem.toure@wolffieldsolutions.com |
| Cell: | (941)-763-3551 |

Manatee County SEWRF - Phase B - Capacity Improvements - Utilities

| Item # | Item Description | Unit Price | Quantity | Unit | Total | Notes |
|---|---|---|---|---|---|---|
| | 12" PVC Leachate 45 bend | $ 1,600.00 | 3 | EA | $ 4,800.00 | |
| | 12" PVC Leachate 90 Bend | $ 1,677.00 | 1 | EA | $ 1,677.00 | |
| | 12" PVC Leachate Cut In/ Tie ins | $ 3,400.00 | 2 | EA | $ 6,800.00 | |
| | 12" PVC Leachate Piping | $ 155.00 | 90 | LF | $ 13,950.00 | |
| | 12" REJ 90 bend | $ 1,899.00 | 1 | EA | $ 1,899.00 | 3' Cover Min on all piping |
| | 12" REJ Cut in Tee PVC | $ 3,640.00 | 1 | EA | $ 3,640.00 | |
| | 12" REJ PVC | $ 162.00 | 140 | LF | $ 22,680.00 | |
| | 16" 45 Bend DIP | $ 3,000.00 | 3 | EA | $ 9,000.00 | |
| | 16" WLC Connection/Tie-ins DIP | $ 4,200.00 | 2 | EA | $ 8,400.00 | |
| | 16" WLC DIP | $ 189.00 | 235 | LF | $ 44,415.00 | |
| | 2" NPW Line PVC/DIP | $ 48.00 | 18 | LF | $ 864.00 | |
| | 24" Ags 45 Bend DIP | $ 2,770.00 | 7 | EA | $ 19,390.00 | |
| | 24" AGS 90 Bend DIP | $ 2,945.00 | 1 | EA | $ 2,945.00 | |
| | 24" AGS Connection DIP | $ 3,000.00 | 1 | EA | $ 3,000.00 | |
| | 24" AGS DIP | $ 215.00 | 850 | LF | $ 182,750.00 | |
| | 30"x16" Tee | $ 5,500.00 | 1 | EA | $ 5,500.00 | |
| | 4' Tee | $ 1,000.00 | 1 | EA | $ 1,000.00 | |
| | 4" Cap | $ 300.00 | 2 | EA | $ 600.00 | Tapped for 2" |
| | 4" DR | $ 45.00 | 165 | LF | $ 7,425.00 | 1x 8" NPW Crossing; 1x 24" AGI Crossing |
| | 4" GV | $ 2,300.00 | 2 | EA | $ 4,600.00 | |
| | 4" Wye and Cleanout | $ 3,300.00 | 2 | EA | $ 6,600.00 | |
| | 6" NPW 45 Bend PVC/DIP | $ 877.00 | 6 | EA | $ 5,262.00 | |
| | 6" NPW 90 Bend PVC/DIP | $ 915.00 | 1 | EA | $ 915.00 | |
| | 6" NPW Line PVC/DIP | $ 81.90 | 315 | LF | $ 25,798.50 | |
| | 6" PVC Leachate 90 Bend | $ 1,100.00 | 3 | EA | $ 3,300.00 | |
| | 6" PVC Leachate Connection/Tie in | $ 3,000.00 | 2 | EA | $ 6,000.00 | |
| | 6" PVC Leachate Piping | $ 75.95 | 131 | LF | $ 9,949.45 | |
| | 8" 45 bend PVC/DIP | $ 1,151.20 | 2 | EA | $ 2,302.40 | |
| | 8" Non Potable water Connection PVC/DIP | $ 3,100.00 | 2 | EA | $ 6,200.00 | |
| | 8" NPW line PVC/DIP | $ 95.90 | 321 | LF | $ 30,783.90 | |
| | 8"x4" NPW Tee | $ 1,300.00 | 2 | EA | $ 2,600.00 | Sheet C03.202 NPW Not in contract? |
| | Mobilization | $ 31,578.47 | 1 | LS | $ 31,578.47 | |
| | | | | | $ - | |
| | | | | | **$ 476,624.72** | |

**Exclusions: Pricing is based only on the listed utility piping, fittings, tie-ins, and stated quantities shown above. Excluded items include unknown utility conflicts, utility relocations, bypass pumping, live shutdown coordination beyond normal tie-in work, contaminated or hazardous soils/water, rock excavation, unsuitable material removal/replacement, trench dewatering beyond incidental conditions, additional fittings/restraints/valves not listed, permit fees, survey/as-builts, compaction testing, pavement/sidewalk restoration, erosion control, MOT/traffic control, off-duty police, landscaping/irrigation repair, and work outside the plan limits. Pricing assumes minimum normal working hours, clear access, and production without delays by others; field changes, design revisions, additional crossings, inspector-directed changes, remobilization, standby time, or quantity increases shall be handled by change order.**



| | |
|---|---|
| Prepared By: | Jahem Toure |
| Signature | Jahem Toure |
| Email: | jahem.toure@wolffieldsolutions.com |
| Cell: | (941)-763-3551 |

## Bid Proposal

**GMP - SERWRF Capacity Phase B Improvements**

**All Bidders**
**Job Location:** Bradenton, FL
**Engineer Name:** McKim & Creed
**Bid Date:** 05/22/2026 05:00 pm
**Bid Due Date:**
**Addendum Number:** 2
**Plan Sheet Date:** 07/01/2025
**Core & Main Bid #:** 4934045

**Core & Main**
2525 12th St Bldg 2
Sarasota, FL 34237
Phone: 9413648909
Fax: 9419517543

| Bid Seq | Description | Qty | UoM | Sell | Ext Sell | Filter | Spec Sec | Addendum Number |
|---|---|---|---|---|---|---|---|---|
| 10 | ********** | | | | | | | |
| 20 | **SITE UTILITIES** | | | | | | | |
| 30 | **P/S C03.201-.205** | | | | | | | |
| 40 | _____ | | | | | | | |
| 50 | | | | | | | | |
| 60 | **AGI INFLUENT F/AGS INFLUENT PS P/S C03.201** | | | | | | | |
| 70 | | | | | | | | |
| 80 | 24 HDSS PR350 DI PIPE PERMOX | 100 | FT | 433.09 | 43,309.00 | DI PIPE | MC_UTILITES APP LIST | |
| 90 | 24 MJ 90 C153 IMP PERMOX | 1 | EA | 4,968.34 | 4,968.34 | DI MJ FTGS | MC_UTILITES APP LIST | |
| 100 | 24 FOSTER ADPT EPXY W/BLUE B&N 24FA-OX.BLU USA | 1 | EA | 1,187.44 | 1,187.44 | DI MJ FTGS | MC_UTILITES APP LIST | |
| 110 | 24 MJ 45 C153 IMP PERMOX | 1 | EA | 3,685.62 | 3,685.62 | DI MJ FTGS | MC_UTILITES APP LIST | |
| 120 | 24 MJ L/P SLV C153 IMP PERMOX | 1 | EA | 3,383.73 | 3,383.73 | DI MJ FTGS | MC_UTILITES APP LIST | |
| 130 | 24 STAR 3024 DIP REST SB IMP STARBOND L/ACC SGDPS24 | 6 | EA | 552.28 | 3,313.68 | MJ RESTRAINTS | MC_UTILITES APP LIST | |
| 140 | 24 MJ ACC SET L/GLAND EPDM GSKT COR BLUE BOLTS IMP | 6 | EA | 248.25 | 1,489.50 | MJ RESTRAINTS | 02640_PG.217 | |
| 150 | | | | | | | | |
| 160 | **AG-WAS TO BASINS P/S C03.201** | | | | | | | |
| 170 | | | | | | | | |
| 180 | 8 HDSS PR350 DI PIPE PERMOX | 100 | FT | 123.03 | 12,303.00 | DI PIPE | MC_UTILITES APP LIST | |
| 190 | 8 MJ 45 C153 IMP PERMOX | 2 | EA | 640.59 | 1,281.18 | DI MJ FTGS | MC_UTILITES APP LIST | |
| 200 | 8 MJ L/P SLV C153 IMP PERMOX | 1 | EA | 708.53 | 708.53 | DI MJ FTGS | MC_UTILITES APP LIST | |
| 210 | 8 STAR 3008 DIP REST SB IMP STARBOND L/ACC SGDPS08N | 6 | EA | 57.42 | 344.52 | MJ RESTRAINTS | MC_UTILITES APP LIST | |
| 220 | 8"MJ ACC SET L/GLAND COR BLUE | 6 | EA | 65.61 | 393.66 | MJ RESTRAINTS | 02640_PG.217 | |
| 230 | **PAGE BREAK** | | | | | | | |
| 240 | **AEROBIC GRANULATED SLUDGE DRN P/S C03.201** | | | | | | | |
| 250 | | | | | | | | |
| 260 | 4 PVC SCH80 PIPE SWB 20' | 160 | FT | 10.58 | 1,692.80 | SCH80 PVC | | |
| 270 | 4X4 PVC S80 WYE HXHXH 875-040 | 2 | EA | 164.70 | 329.40 | SCH80 PVC | | |
| 280 | 4 PVC S80 45 HXH 817-040 | 4 | EA | 52.32 | 209.28 | SCH80 PVC | | |
| 290 | 4 SCH40 FEMALE ADAPT HXFIPT 435-040 | 2 | EA | 6.72 | 13.44 | SCH80 PVC | | |
| 300 | 4 PVC S40 TRD PLG MIPT 450-040 | 2 | EA | 9.93 | 19.86 | SCH80 PVC | | |
| 310 | 4 PVC S80 CPLG HXH 829-040 | 2 | EA | 21.22 | 42.44 | SCH80 PVC | | |
| 320 | | | | | | | | |
| 330 | **NONPOTABLE WATER P/S C03.202-.204** | | | | | | | |
| 340 | | | | | | | | |
| 350 | 8 MJ L/P SLV C153 IMP | 1 | EA | 752.82 | 752.82 | DI MJ FTGS | MC_UTILITES APP LIST | |
| 360 | 8X4 MJ TEE C153 IMP | 2 | EA | 283.50 | 567.00 | DI MJ FTGS | MC_UTILITES APP LIST | |
| 370 | 4 FOSTER ADPT EPXY W/BLUE B&N 4FA-OX.BLU USA | 2 | EA | 131.19 | 262.38 | DI MJ FTGS | MC_UTILITES APP LIST | |
| 380 | 4 F6100 MJ RW GV OL ON L/ACC CLOW GATE VALVE EPOXY COATED W/STAINLESS STEEL BOLTS & NUTS | 2 | EA | 715.77 | 1,431.54 | VALVE GATE | | |
| 390 | 4 HDSS PR350 DI PIPE | 180 | FT | 53.89 | 9,700.20 | DI PIPE | | |
| 400 | 4 MJ CAP C153 IMP | 1 | EA | 42.75 | 42.75 | DI MJ FTGS | MC_UTILITES APP LIST | |
| 410 | 4 MJ TEE C153 IMP | 1 | EA | 147.00 | 147.00 | DI MJ FTGS | | |
| 420 | 4X2 MJ TAPT CAP C153 IMP | 2 | EA | 87.75 | 175.50 | DI MJ FTGS | | |
| 430 | C87-77-NL 2 BRS MALE ADPT MIPTXPJ PVC NO LEAD | 2 | EA | 132.63 | 265.26 | BRASS FTGS | | |
| 440 | 2 PVC SCH80 PIPE SWB 20' | 180 | FT | 3.52 | 633.60 | SCH80 PVC | | |
| 450 | 2 PVC S80 90 HXH 806-020 | 1 | EA | 4.82 | 4.82 | SCH80 PVC | | |
| 460 | 8 HDSS PR350 DI PIPE | 240 | FT | 52.82 | 12,676.80 | DI PIPE | MC_UTILITES APP LIST | |
| 470 | 8 MJ 45 C153 IMP | 1 | EA | 640.59 | 640.59 | DI MJ FTGS | MC_UTILITES APP LIST | |
| 480 | 8 STAR 3008 DIP REST SB IMP STARBOND L/ACC SGDPS08N | 8 | EA | 57.42 | 459.36 | MJ RESTRAINTS | MC_UTILITES APP LIST | |
| 490 | 8"MJ ACC SET L/GLAND COR BLUE | 8 | EA | 65.61 | 524.88 | MJ RESTRAINTS | 02640_PG.217 | |
| 500 | 4 STAR 3004 DIP REST SB IMP STARBOND L/ACC SGDPS04N | 6 | EA | 32.48 | 194.88 | MJ RESTRAINTS | MC_UTILITES APP LIST | |
| 510 | 4"MJ ACC SET L/GLAND COR BLUE | 6 | EA | 48.00 | 288.00 | MJ RESTRAINTS | 02640_PG.217 | |
| 520 | | | | | | | | |
| 530 | **BASIN WATERLINE CORRECTION P/S C03.203** | | | | | | | |
| 540 | | | | | | | | |
| 550 | 30 MJ L/P SLV C153 IMP PERMOX | 1 | EA | 6,098.28 | 6,098.28 | DI MJ FTGS | MC_UTILITES APP LIST | |

Internal Use Only

| | | | | | | | |
|---|---|---|---|---|---|---|---|
| 560 | 30 TJ PR350 DI PIPE PERMOX | 20 | FT | 554.80 | 11,096.00 | DI PIPE | MC_UTILITES APP LIST |
| 570 | 30X16 MJ TEE C153 IMP PERMOX | 1 | EA | 10,976.17 | 10,976.17 | DI MJ FTGS | MC_UTILITES APP LIST |
| 580 | 16 TJ PR350 DI PIPE PERMOX | 240 | FT | 228.39 | 54,813.60 | DI PIPE | MC_UTILITES APP LIST |
| 590 | 16 MJ 45 C153 IMP PERMOX | 3 | EA | 2,037.59 | 6,112.77 | DI MJ FTGS | MC_UTILITES APP LIST |
| 600 | 30 STAR 3030 DIP REST SB IMP STARBOND L/ACC SGDPS30 | 4 | EA | 1,362.67 | 5,450.68 | MJ RESTRAINTS | MC_UTILITES APP LIST |
| 610 | 30 MJ ACC SET L/GLAND EPDM GSKT COR BLUE BOLTS IMP | 4 | EA | 515.72 | 2,062.88 | MJ RESTRAINTS | 02640_PG.217 |
| 620 | 16 STAR 3016 DIP REST SB IMP STARBOND L/ACC SGDPS16 | 7 | EA | 233.89 | 1,637.23 | MJ RESTRAINTS | MC_UTILITES APP LIST |
| 630 | 16"MJ ACC SET L/GLAND COR BLUE | 7 | EA | 152.25 | 1,065.75 | MJ RESTRAINTS | 02640_PG.217 |
| 640 | | | | | | | |
| 650 | **REJECT RETURN LINE P/S C03.203** | | | | | | |
| 660 | | | | | | | |
| 670 | 12 MJ 90 C153 IMP PERMOX | 1 | EA | 1,363.36 | 1,363.36 | DI MJ FTGS | MC_UTILITES APP LIST |
| 680 | 12 PVC C900 DR18 PIPE 20' GRN GSKT PC235 | 140 | FT | 37.42 | 5,238.80 | C900 | MC_UTILITES APP LIST |
| 690 | 12 STAR 4012 PVC REST SB IMP STARBOND L/ACC PVCS4012G2 | 3 | EA | 140.24 | 420.72 | MJ RESTRAINTS | MC_UTILITES APP LIST |
| 700 | 12"MJ ACC SET L/GLAND COR BLUE | 3 | EA | 91.20 | 273.60 | MJ RESTRAINTS | 02640_PG.217 |
| 710 | | | | | | | |
| 720 | **LEACHATE LINE P/S C03.203** | | | | | | |
| 730 | | | | | | | |
| 740 | 12 MJ 90 C153 IMP PERMOX | 1 | EA | 1,363.36 | 1,363.36 | DI MJ FTGS | MC_UTILITES APP LIST |
| 750 | 12 PVC C900 DR18 PIPE 20' GRN GSKT PC235 | 60 | FT | 37.42 | 2,245.20 | C900 | MC_UTILITES APP LIST |
| 760 | 12 MJ 45 C153 IMP PERMOX | 3 | EA | 1,232.65 | 3,697.95 | DI MJ FTGS | MC_UTILITES APP LIST |
| 770 | 6 MJ 90 C153 IMP PERMOX | 3 | EA | 506.65 | 1,519.95 | DI MJ FTGS | MC_UTILITES APP LIST |
| 780 | 6 PVC C900 DR18 PIPE 20' GRN GSKT PC235 | 120 | FT | 10.30 | 1,236.00 | C900 | MC_UTILITES APP LIST |
| 790 | 12 STAR 4012 PVC REST SB IMP STARBOND L/ACC PVCS4012G2 | 8 | EA | 140.24 | 1,121.92 | MJ RESTRAINTS | MC_UTILITES APP LIST |
| 800 | 12"MJ ACC SET L/GLAND COR BLUE | 8 | EA | 91.20 | 729.60 | MJ RESTRAINTS | 02640_PG.217 |
| 810 | 6 STAR 4006 PVC REST SB IMP STARBOND L/ACC PVCS4006G2 | 6 | EA | 48.00 | 288.00 | MJ RESTRAINTS | MC_UTILITES APP LIST |
| 820 | 6"MJ ACC SET L/GLAND COR BLUE | 6 | EA | 65.61 | 393.66 | MJ RESTRAINTS | 02640_PG.217 |
| 830 | | | | | | | |
| 840 | **AEROBIC GRANULATED SLUDGE EFF P/S C03.204, .205** | | | | | | |
| 850 | | | | | | | |
| 860 | 24 HDSS PR350 DI PIPE PERMOX | 740 | FT | 433.09 | 320,486.60 | DI PIPE | MC_UTILITES APP LIST |
| 870 | 24 MJ 45 C153 IMP PERMOX | 6 | EA | 3,685.62 | 22,113.72 | DI MJ FTGS | MC_UTILITES APP LIST |
| 880 | 24 MJ 90 C153 IMP PERMOX | 2 | EA | 4,968.34 | 9,936.68 | DI MJ FTGS | MC_UTILITES APP LIST |
| 890 | 12 STAR 4012 PVC REST SB IMP STARBOND L/ACC PVCS4012G2 | 16 | EA | 140.24 | 2,243.84 | MJ RESTRAINTS | MC_UTILITES APP LIST |
| 900 | 12"MJ ACC SET L/GLAND COR BLUE | 16 | EA | 91.20 | 1,459.20 | MJ RESTRAINTS | 02640_PG.217 |
| 910 | | | | | | | |
| 920 | ********** | | | | | | |
| 930 | **MECHANICAL** | | | | | | |
| 940 | **P/S C03.201-.205** | | | | | | |
| 950 | _____ | | | | | | |
| 960 | | | | | | | |
| 970 | **AGS INLFLUENT PUMP STATION P/S M34.201, .301, .501** | | | | | | |
| 980 | **NT: NO P&ID F/INF PS. CONTRACTOR TO VERIFY ALL MATERIALS BEFORE ORDERING.** | | | | | | |
| 990 | | | | | | | |
| 1000 | **INFLUENT** | | | | | | |
| 1010 | | | | | | | |
| 1020 | 24" 7200 SUPER FLANGE W/ 316SS B&N RSF7224SS16 IMP | 1 | EA | 4,210.58 | 4,210.58 | RFCA | MC_UTILITES APP LIST |
| 1040 | 24 FLGXFLG DI PIPE PERMOX 3'6" PRIMED IMP | 1 | EA | 4,690.22 | 4,690.22 | DI FLG PIPE | 09900_PG.425 |
| 1050 | 24X16 FLG TEE C110 PERMOX | 3 | EA | 7,470.23 | 22,410.69 | DI FLG FTGS | 09900_PG.425 |
| 1060 | 24 FLGXFLG DI PIPE PERMOX 8' PRIMED IMP | 2 | EA | 7,621.74 | 15,243.48 | DI FLG PIPE | 09900_PG.425 |
| 1070 | 24 FLGXFLG DI PIPE PERMOX 7'5" PRIMED IMP | 1 | EA | 7,295.66 | 7,295.66 | DI FLG PIPE | 09900_PG.425 |
| 1080 | 24X16 FLG 90 C110 PR IMP PERMO | 1 | EA | 6,881.12 | 6,881.12 | DI FLG FTGS | 09900_PG.425 |
| 1090 | 16 GA FIG B517 FLG PLUG VLV W/GEAR & OP NUT | 4 | EA | 7,611.12 | 30,444.48 | VALVE PLUG | MC_UTILITES APP LIST |
| 1110 | 16 FLGXFLG DIP PERMOX 2'10" PRIMED IMP | 4 | EA | 2,621.12 | 10,484.48 | DI FLG PIPE | 09900_PG.425 |
| 1120 | 16 FLGXPE DI PIPE PERMOX 1' PRIMED IMP | 4 | EA | 1,117.78 | 4,471.12 | DI FLG PIPE | 09900_PG.425 |
| 1130 | 16" 7200 SUPER FLANGE W/ 316SS B&N RSF7216SS16 IMP | 4 | EA | 2,560.47 | 10,241.88 | RFCA | MC_UTILITES APP LIST |
| 1150 | 24X1/8 FLG ACC EPDM FF 316SS | 8 | EA | 667.63 | 5,341.04 | FLG BNG | |
| 1160 | 16 FLG ACC EPDM FF 316SS | 16 | EA | 311.32 | 4,981.12 | FLG BNG | |
| 1170 | | | | | | | |
| 1180 | **EFFLUENT** | | | | | | |
| 1190 | | | | | | | |
| 1200 | 16 FLGXFLG DI PIPE PERMOX 1'6" PRIMED IMP | 4 | EA | 2,011.12 | 8,044.48 | DI FLG PIPE | 09900_PG.425 |
| 1210 | 16 FLG 90 C110 PR IMP PERMOX | 8 | EA | 3,052.50 | 24,420.00 | DI FLG FTGS | 09900_PG.425 |
| 1220 | 16 FLGXFLG DI PIPE PERMOX 2' PRIMED IMP | 4 | EA | 2,214.45 | 8,857.80 | DI FLG PIPE | 09900_PG.425 |
| 1230 | 16X4 FLG TEE C110 PERMOX | 4 | EA | 4,387.78 | 17,551.12 | DI FLG FTGS | 09900_PG.425 |
| 1240 | 4X2 TAPT BLIND FLG PERMOX | 4 | EA | 370.77 | 1,483.08 | DI FLG FTGS | 09900_PG.425 |
| 1250 | 2XCL BRASS NIPPLE NO LEAD (I) | 4 | EA | 19.02 | 76.08 | BRASS FTGS | |
| 1260 | 2 WATT LF3003 FIPT DIE UNION LEAD FREE 0009879 | 4 | EA | 316.46 | 1,265.84 | BRASS FTGS | |
| 1270 | 2XCL 316SS NIPPLE | 8 | EA | 10.09 | 80.72 | SST FTGS | |
| 1280 | V210FP-32 2 316SS BALL VLV FP FIPTXFIPT | 4 | EA | 138.72 | 554.88 | SST BALL VALVE | MC_UTILITES APP LIST |
| 1290 | 2 929 AIR RELEASE VALVE ONLY | 4 | EA | 1,147.06 | 4,588.24 | VALVE AIR | MC_UTILITES APP LIST |

| | | | | | | | |
|---|---|---|---|---|---|---|---|
| 1300 | 16 FLGXFLG DIP PERMOX 1'10" PRIMED IMP TAPT 1/2" @ CENTER | 4 | EA | 2,518.89 | 10,075.56 | DI FLG PIPE | 09900_PG.425 |
| 1320 | 16 8001A SWING CHECK VLV FULL WATER WAY, FLANGE ENDS, CAST IRON BODY, BRONZE BODY BRONZE DISC SEAT RING, SINGLE WEIGHT, 316 SS HINGE PIN, D 9007C SPDT NEMA 4 LIMIT 316 SS COVER BOLTS, 16 MILS AND EXTERIOR EPOXY PAINT, | 4 | EA | 15,582.32 | 62,329.28 | VALVE CHECK | MC_UTILITES APP LIST |
| 1400 | 16 GA FIG B517 FLG PLUG VLV W/GEAR & OP NUT | 4 | EA | 7,611.12 | 30,444.48 | VALVE PLUG | MC_UTILITES APP LIST |
| 1420 | 16 FLG TEE C110 PERMOX | 4 | EA | 4,139.67 | 16,558.68 | DI FLG FTGS | 09900_PG.425 |
| 1430 | 16X2 TAPT BLIND FLG PERMOX | 4 | EA | 2,454.23 | 9,816.92 | DI FLG FTGS | 09900_PG.425 |
| 1440 | 2X1/2 BRASS BUSHING NL (I) NO LEAD | 4 | EA | 27.43 | 109.72 | BRASS FTGS | |
| 1450 | 1/2X2 BRASS NIPPLE NO LEAD (I) | 4 | EA | 4.08 | 16.32 | BRASS FTGS | |
| 1460 | 1/2 WATT LF3003 FIPT DIE UNION NO LEAD 0009874 | 4 | EA | 47.76 | 191.04 | BRASS FTGS | |
| 1470 | 1/2 MIPXFIP ASHCROFT V02 316SS GAUGE VALVE | 4 | EA | 312.90 | 1,251.60 | PRESS GAUGE | |
| 1480 | 16 FLGXFLG DI PIPE PERMOX 2'1" PRIMED IMP | 4 | EA | 2,417.78 | 9,671.12 | DI FLG PIPE | 09900_PG.425 |
| 1490 | 24X16 FLG 90 C110 IMP PERMOX | 1 | EA | 6,881.12 | 6,881.12 | DI FLG FTGS | 09900_PG.425 |
| 1500 | 24 FLGXFLG DI PIPE PERMOX 7'5" PRIMED IMP | 1 | EA | 7,295.66 | 7,295.66 | DI FLG PIPE | 09900_PG.425 |
| 1510 | 24X16 FLG TEE C110 PERMOX | 3 | EA | 7,470.23 | 22,410.69 | DI FLG FTGS | 09900_PG.425 |
| 1520 | 24 FLGXFLG DI PIPE PERMOX 8' PRIMED IMP | 2 | EA | 7,621.74 | 15,243.48 | DI FLG PIPE | 09900_PG.425 |
| 1530 | 24 FLGXFLG DIP PERMOX 1'11" PRIMED IMP TAPT 1/2" @ CENTER | 1 | EA | 4,009.79 | 4,009.79 | DI FLG PIPE | 09900_PG.425 |
| 1550 | 24 FLG 90 C110 PR IMP PERMOX | 1 | EA | 7,455.56 | 7,455.56 | DI FLG FTGS | 09900_PG.425 |
| 1560 | 24 FLGXFLG DI PIPE PERMOX 9'7" PRIMED IMP | 1 | EA | 8,925.00 | 8,925.00 | DI FLG PIPE | 09900_PG.425 |
| 1570 | **CLAMP ON FLOWMETER BY OTHERS** | | | | | | |
| 1580 | 24 FLG TEE C110 PERMOX | 1 | EA | 10,351.00 | 10,351.00 | DI FLG FTGS | 09900_PG.425 |
| 1590 | 24X2 TAPT BLIND FLG PERMOX | 1 | EA | 6,090.95 | 6,090.95 | DI FLG FTGS | 09900_PG.425 |
| 1600 | 2XCL BRASS NIPPLE NO LEAD (I) | 1 | EA | 19.02 | 19.02 | BRASS FTGS | |
| 1610 | 2 WATT LF3003 FIPT DIE UNION LEAD FREE 0009879 | 1 | EA | 316.46 | 316.46 | BRASS FTGS | |
| 1620 | 2XCL 316SS NIPPLE | 1 | EA | 10.09 | 10.09 | SST FTGS | |
| 1630 | V210FP-32 2 316SS BALL VLV FP FIPTXFIPT | 1 | EA | 138.72 | 138.72 | SST BALL VALVE | MC_UTILITES APP LIST |
| 1640 | 2 929 AIR RELEASE VALVE ONLY | 1 | EA | 1,147.06 | 1,147.06 | VALVE AIR | MC_UTILITES APP LIST |
| 1650 | 24 FLGXPE DI PIPE PERMOX 8' PRIMED IMP | 1 | EA | 6,434.79 | 6,434.79 | DI FLG PIPE | 09900_PG.425 |
| 1660 | 24X1/8 FLG ACC EPDM FF 316SS | 12 | EA | 667.63 | 8,011.56 | FLG BNG | |
| 1670 | 16 FLG ACC EPDM FF 316SS | 52 | EA | 311.32 | 16,188.64 | FLG BNG | |
| 1680 | | | | | | | |
| 1690 | **ARV/PI DRAIN PIPING** | | | | | | |
| 1700 | | | | | | | |
| 1710 | 2 S80 MALE ADPT BRASS MIPTXH 836-020BR | 5 | EA | 212.47 | 1,062.35 | SCH80 PVC | |
| 1730 | 2 PVC SCH80 PIPE SWB 20' | 140 | FT | 3.52 | 492.80 | SCH80 PVC | |
| 1740 | 2 PVC S80 90 HXH 806-020 | 14 | EA | 4.82 | 67.48 | SCH80 PVC | |
| 1750 | 2X1/2 PVC S80 TEE HXH 801-247 | 4 | EA | 11.60 | 46.40 | SCH80 PVC | |
| 1760 | 4X2 PVC S80 TEE HXH 801-420 | 5 | EA | 34.36 | 171.80 | SCH80 PVC | |
| 1770 | 4 PVC SCH80 PIPE SWB 20' | 40 | FT | 10.58 | 423.20 | SCH80 PVC | |
| 1780 | SPEARS P105X-040 4 CLEAN OUT ADAPTER SPIGXF PVC DWV W/PLUG | 1 | EA | 7.86 | 7.86 | CLEANOUT | |
| 1790 | 1/2X2 BRASS NIPPLE NO LEAD (I) | 8 | EA | 4.08 | 32.64 | BRASS FTGS | |
| 1800 | 1/2 BRASS TEE NO LEAD (I) | 4 | EA | 7.45 | 29.80 | BRASS FTGS | |
| 1810 | 1/2 WATT LF3003 FIPT DIE UNION NO LEAD 0009874 | 4 | EA | 47.76 | 191.04 | BRASS FTGS | |
| 1820 | 1/2XCL 316SS NIPPLE | 4 | EA | 2.08 | 8.32 | SST FTGS | |
| 1830 | MERIT V210FP-08 1/2IN T-316 SS BALL VALVE FULL PORT 2-PIECE 1000 WOG | 4 | EA | 29.96 | 119.84 | SST BALL VALVE | MC_UTILITES APP LIST |
| 1840 | 1/2X1/2 201 ASHCROFT DIAPHRAGM SEAL, 316SS W/ 1/4" FLUSH PORT | 4 | EA | 588.13 | 2,352.52 | PRESS GAUGE | 13310_PG.565 |
| 1860 | 4-1/2 1279AS PRESSURE GAUGE 0-200 PSI 1/2 LOWER CONNECTION | 4 | EA | 164.34 | 657.36 | PRESS GAUGE | 13310_PG.565 |
| 1870 | 1/2 S80 MALE ADPT BRASS MIPTXH 836-005BR | 4 | EA | 34.55 | 138.20 | SCH80 PVC | |
| 1890 | 1/2 PVC SCH80 PIPE PE 20' | 40 | FT | 0.85 | 34.00 | SCH80 PVC | |
| 1900 | | | | | | | |
| 1910 | **AEROBIC GRANULAR SLUDGE BASINS P/S M35.201-.503, I35.001-.003** | | | | | | |
| 1920 | | | | | | | |
| 1930 | **AG INFLUENT** | | | | | | |
| 1940 | | | | | | | |
| 1950 | **24X30 TEES IN PHASE A** | | | | | | |
| 1960 | | | | | | | |
| 1970 | 30 FLGXPE DI PIPE PERMOX 5'6" PRIMED IMP | 2 | EA | 6,589.14 | 13,178.28 | DI FLG PIPE | 09900_PG.425 |
| 1980 | 30 FLG(TAP)XWCXPE DI PIPE 5'6" IMP (WC 1'5" F/FLG) PRIMED TNEMEC N140 PERMOX | 1 | EA | 8,516.31 | 8,516.31 | DI FLG PIPE | 09900_PG.425 |
| 2020 | 1-1/4X9-1/4 STUD BOLT 316SS FLG STUD | 28 | EA | 27.38 | 766.64 | FLG BNG | 02640_PG.217 |
| 2030 | 30 FLG 90 C110 PR IMP PERMOX | 3 | EA | 11,755.95 | 35,267.85 | DI FLG FTGS | 09900_PG.425 |
| 2040 | **30"EMO PLUG VLVS BY AG BASIN** | | | | | | |
| 2050 | 30 FLGXPE DI PIPE PERMOX 3'11" PRIMED IMP | 3 | EA | 5,313.05 | 15,939.15 | DI FLG PIPE | 09900_PG.425 |
| 2060 | 36X30 FLG 90 C110 MP PERMOX | 3 | EA | 18,154.28 | 54,462.84 | DI FLG FTGS | 09900_PG.425 |

| | | | | | | | |
|---|---|---|---|---|---|---|---|
| 2070 | 36 FLG(TAP)XWCXFLG(TAP) 4'8" IMP<br>(WC 2'8" F/FLG)<br>PRIMED TNEMEC N140<br>PERMOX | 3 | EA | 14,845.66 | 44,536.98 | DI FLG PIPE | 09900_PG.425 |
| 2110 | 1-1/2X11-1/4 STUD BOLT 316SS | 192 | EA | 53.77 | 10,323.84 | FLG BNG | 02640_PG.217 |
| 2120 | 36 FLGXPE DI PIPE PERMOX 0'6" PRIMED IMP | 3 | EA | 3,857.61 | 11,572.83 | DI FLG PIPE | 09900_PG.425 |
| 2130 | 30X1/8 FLG ACC EPDM FF 316SS | 12 | EA | 1,099.94 | 13,199.28 | FLG BNG | |
| 2140 | 30 STAR 3030 DIP REST SB IMP STARBOND L/ACC<br>SGDPS30 | 3 | EA | 1,362.67 | 4,088.01 | MJ RESTRAINTS | MC_UTILITES APP LIST |
| 2150 | 30 MJ ACC SET L/GLAND EPDM GSKT COR BLUE<br>BOLTS IMP | 3 | EA | 515.72 | 1,547.16 | MJ RESTRAINTS | 02640_PG.217 |
| 2160 | 36X1/8 FLG ACC EPDM FF 316SS | 6 | EA | 1,751.83 | 10,510.98 | FLG BNG | |
| 2170 | | | | | | | |
| 2180 | **AG EFFLUENT** | | | | | | |
| 2190 | **NT: SECT SHT M35.303 NOT GIVEN. CONTRACTOR TO VERIFY AGE DOWNPIPE** | | | | | | |
| 2200 | | | | | | | |
| 2210 | 24 FLGXWCXPE DI PIPE 17'6" IMP<br>(WC 16'4" F/FLG)<br>PRIMED TNEMEC N140<br>PERMOX | 1 | EA | 13,311.96 | 13,311.96 | DI FLG PIPE | 09900_PG.425 |
| 2250 | 24 FLG 90 C110 PR IMP PERMOX | 2 | EA | 7,455.56 | 14,911.12 | DI FLG FTGS | 09900_PG.425 |
| 2260 | 24 FLGXFLG DI PIPE PERMOX 2' PRIMED IMP | 1 | EA | 3,711.96 | 3,711.96 | DI FLG PIPE | 09900_PG.425 |
| 2270 | 24 FLGXPE DI PIPE PERMOX 4'6" PRIMED IMP | 1 | EA | 4,154.35 | 4,154.35 | DI FLG PIPE | 09900_PG.425 |
| 2280 | 24X1/8 FLG ACC EPDM FF 316SS | 4 | EA | 667.63 | 2,670.52 | FLG BNG | |
| 2290 | | | | | | | |
| 2300 | **BASIN WAS TO SURGE TANK** | | | | | | |
| 2310 | | | | | | | |
| 2320 | 30 FLGXPE DI PIPE PERMOX 0'6" PRIMED IMP | 3 | EA | 2,759.79 | 8,279.37 | DI FLG PIPE | 09900_PG.425 |
| 2330 | 30 FLG 45 C110 P401 PERMOX | 6 | EA | 11,451.00 | 68,706.00 | DI FLG FTGS | 09900_PG.425 |
| 2340 | 30 FLGXFLG DI PIPE PERMOX 1' PRIMED IMP | 3 | EA | 4,577.18 | 13,731.54 | DI FLG PIPE | 09900_PG.425 |
| 2350 | 30 FLG(TAP)XWCXFLG(TAP) 4'7" IMP<br>(WC 2'1" F/FLG)<br>PRIMED TNEMEC N140<br>PERMOX | 1 | EA | 10,871.74 | 10,871.74 | DI FLG PIPE | 09900_PG.425 |
| 2390 | 1-1/4X9-1/4 STUD BOLT 316SS FLG STUD | 168 | EA | 25.77 | 4,329.36 | FLG BNG | 02640_PG.217 |
| 2400 | 24X30 FLG BULLHD TEE PERMOX | 3 | EA | 17,630.05 | 52,890.15 | DI FLG FTGS | 09900_PG.425 |
| 2410 | **24"EMO PLUG VLVS BY AG BASIN** | | | | | | |
| 2420 | 24 FLGXFLG DI PIPE PERMOX 1'7" PRIMED IMP | 3 | EA | 3,711.96 | 11,135.88 | DI FLG PIPE | 09900_PG.425 |
| 2430 | 24X20 FLG 90 C110 IMP PERMOX | 3 | EA | 7,335.17 | 22,005.51 | DI FLG FTGS | 09900_PG.425 |
| 2440 | 20 FLGXFLG DIP PERMOX 10'2" PRIMED IMP | 3 | EA | 7,402.18 | 22,206.54 | DI FLG PIPE | 09900_PG.425 |
| 2450 | 20 FLG TEE C110 PERMOX | 3 | EA | 6,764.39 | 20,293.17 | DI FLG FTGS | 09900_PG.425 |
| 2460 | 20 BLIND FLG DI PERMOX | 1 | EA | 3,938.62 | 3,938.62 | DI FLG FTGS | 09900_PG.425 |
| 2470 | 20 FLGXFLG DI PIPE 20' PERMOX | 8 | EA | 12,364.45 | 98,915.60 | DI FLG PIPE | 09900_PG.425 |
| 2480 | 20 FLGXFLG DI 15'6" PERMOX | 1 | EA | 10,232.23 | 10,232.23 | DI FLG PIPE | 09900_PG.425 |
| 2490 | 20 FLGXFLG DI 15'5" PERMOX | 1 | EA | 10,232.23 | 10,232.23 | DI FLG PIPE | 09900_PG.425 |
| 2500 | 20 FLGXFLG DI 11'2" PERMOX | 1 | EA | 8,100.00 | 8,100.00 | DI FLG PIPE | 09900_PG.425 |
| 2510 | 20 FLG 90 C110 PR IMP PERMOX | 1 | EA | 4,841.23 | 4,841.23 | DI FLG FTGS | 09900_PG.425 |
| 2520 | 20 FLG(TAP)XWCXFLG(TAP) 3'1" IMP<br>(WC 1'11")<br>PRIMED TNEMEC N140<br>PERMOX | 1 | EA | 4,514.45 | 4,514.45 | DI FLG PIPE | 09900_PG.425 |
| 2560 | 1-1/8X6-1/4 STUD BOLT 316SS | 20 | EA | 21.07 | 421.40 | FLG BNG | 02640_PG.217 |
| 2570 | 30X1/8 FLG ACC EPDM FF 316SS | 15 | EA | 1,099.94 | 16,499.10 | FLG BNG | |
| 2580 | 24X1/8 FLG ACC EPDM FF 316SS | 9 | EA | 667.63 | 6,008.67 | FLG BNG | |
| 2590 | 20X1/8 FLG ACC EPDM FF 316SS | 22 | EA | 591.83 | 13,020.26 | FLG BNG | |
| 2600 | | | | | | | |
| 2610 | **WATER LEVEL CORRECTION** | | | | | | |
| 2620 | | | | | | | |
| 2630 | **24"EMO PLUG VLVS BY AG BASIN** | | | | | | |
| 2640 | 24 FLGXFLG DI PIPE PERMOX 1'7" PRIMED IMP | 3 | EA | 3,711.96 | 11,135.88 | DI FLG PIPE | 09900_PG.425 |
| 2650 | 24X16 FLG 90 C110 IMP PERMOX | 3 | EA | 6,881.12 | 20,643.36 | DI FLG FTGS | 09900_PG.425 |
| 2660 | 16 FLGXFLG DI PIPE PERMOX 2' PRIMED IMP | 3 | EA | 2,214.45 | 6,643.35 | DI FLG PIPE | 09900_PG.425 |
| 2670 | 16 FLG TEE C110 PERMOX | 3 | EA | 4,967.61 | 14,902.83 | DI FLG FTGS | 09900_PG.425 |
| 2680 | 16 BLIND FLG DI PERMOX | 1 | EA | 2,105.28 | 2,105.28 | DI FLG FTGS | 09900_PG.425 |
| 2690 | 16 FLGXFLG DI PIPE 20' PERMOX | 5 | EA | 9,341.12 | 46,705.60 | DI FLG PIPE | 09900_PG.425 |
| 2700 | 16 FLGXFLG DI 16' PERMOX | 2 | EA | 7,916.67 | 15,833.34 | DI FLG PIPE | 09900_PG.425 |
| 2710 | 16 FLGXFLG DI 10'6" PERMOX | 1 | EA | 5,676.67 | 5,676.67 | DI FLG PIPE | 09900_PG.425 |
| 2720 | 16 FLG 90 C110 PR IMP PERMOX | 1 | EA | 3,052.50 | 3,052.50 | DI FLG FTGS | 09900_PG.425 |
| 2730 | 16 FLGXPE DI PIPE PERMOX 8' PRIMED IMP | 1 | EA | 3,968.89 | 3,968.89 | DI FLG PIPE | 09900_PG.425 |
| 2740 | 16 MJ 90 C153 PERMOX | 1 | EA | 2,277.00 | 2,277.00 | DI MJ FTGS | MC_UTILITES APP LIST |
| 2750 | 24X1/8 FLG ACC EPDM FF 316SS | 9 | EA | 667.63 | 6,008.67 | FLG BNG | |
| 2760 | 16 FLG ACC EPDM FF 316SS | 27 | EA | 311.32 | 8,405.64 | FLG BNG | |
| 2770 | | | | | | | |
| 2780 | **BASIN NPW** | | | | | | |
| 2790 | | | | | | | |
| 2800 | 2 PVC SCH80 PIPE SWB 20' | 700 | FT | 3.52 | 2,464.00 | SCH80 PVC | |
| 2810 | 2 PVC S80 90 HXH 806-020 | 10 | EA | 4.82 | 48.20 | SCH80 PVC | |
| 2820 | 2X2 PVC S80 TEE HXHXH 801-020 | 5 | EA | 17.16 | 85.80 | SCH80 PVC | |
| 2830 | 2X1-1/2 S80 REDUCER CPLG HXH | 7 | EA | 10.46 | 73.22 | SCH80 PVC | |
| 2840 | 1-1/2 PVC SCH80 PIPE SWB 20' | 20 | FT | 2.56 | 51.20 | SCH80 PVC | |
| 2850 | 1-1/2 PVC S80 MALE ADP 836-015 | 7 | EA | 9.16 | 64.12 | SCH80 PVC | |
| 2860 | 76F-107-01A 1-1/2 316SS BALL VLV FIPTXFIPT USA | 7 | EA | 203.60 | 1,425.20 | SST BALL VALVE | |
| 2870 | 1-1/2X36 GALV STL NIPPLE | 7 | EA | 56.03 | 392.21 | GALV FTGS | |

| | | | | | | | |
|---|---|---|---|---|---|---|---|
| 2880 | 1-1/2X1 GALV MI TEE | 7 | EA | 12.55 | 87.85 | GALV FTGS | |
| 2890 | 1X3 GALV STL NIPPLE | 7 | EA | 3.42 | 23.94 | GALV FTGS | |
| 2900 | 1 76F-105-01A SST BALL VALVE DOMESTIC | 7 | EA | 113.35 | 793.45 | SST BALL VALVE | |
| 2910 | 1 BRASS DBL MALE HEX NIPPLE<br>MIP X MALE NPSH DIXON DMH1010 | 7 | EA | 12.42 | 86.94 | BRASS FTGS | |
| 2930 | 1-1/2 THRD BRONZE NIBCO T-311Y<br>ANGLE VALVE W/HANDWHEEL | 7 | EA | 388.34 | 2,718.38 | MISC | |
| 2950 | 1-1/2X3 GALV STL NIPPLE | 14 | EA | 5.05 | 70.70 | GALV FTGS | |
| 2960 | 1-1/2 GALV MI 90 | 7 | EA | 7.59 | 53.13 | GALV FTGS | |
| 2970 | 1-1/2 BRASS MALE X HOSE BARB ADAPTER<br>DIXON BST20 | 7 | EA | 37.45 | 262.15 | BRASS FTGS | |
| 2990 | **NOTE: HOSE, RACK & NOZZLE BY OTHERS** | | | | | | |
| 3000 | | | | | | | |
| 3010 | **BASIN PUMP OUT DRAIN** | | | | | | |
| 3020 | | | | | | | |
| 3030 | JOSAM 32106 FLOOR DRAIN | 3 | EA | 192.42 | 577.26 | DRAIN | DET 8_M00.504 |
| 3040 | 6 PVC SCH80 PIPE SWB 20' | 60 | FT | 19.03 | 1,141.80 | SCH80 PVC | |
| 3050 | 6 PVC S80 90 HXH 806-060 | 9 | EA | 54.82 | 493.38 | SCH80 PVC | |
| 3060 | 6 PVC S80 VANSTONE FLG SPIGOT W/PVC RING 856-060 | 6 | EA | 42.16 | 252.96 | SCH80 PVC | |
| 3070 | 6 316SS HEX BOLT & NUT KIT (PVC)<br>L/GSKT W/8 3/4X4 B&N<br>W/ FLAT WASHERS | 6 | EA | 51.40 | 308.40 | FLG BNG | 02640_PG.217 |
| 3100 | 6 GA FIG B517 FLG PLUG VLV W/GEAR & HW 1-80-13000-505 | 3 | EA | 1,732.96 | 5,198.88 | VALVE PLUG | MC_UTILITES APP LIST |
| 3110 | DIXON 600-AL-SS 6" ADAPTER | 3 | EA | 492.79 | 1,478.37 | QUICK CONNECT | |
| 3120 | DIXON 6" DC 600-DC-SS DUST CAP | 3 | EA | 318.94 | 956.82 | QUICK CONNECT | |
| 3130 | 6X1/8 FLG ACC EPDM FF 316SS | 9 | EA | 72.07 | 648.63 | FLG BNG | |
| 3140 | | | | | | | |
| 3150 | **AGS WAS SURGE TANK PS P/S M37.201, .301, I37.001** | | | | | | |
| 3160 | **NT: PLANS SHOW 6" CONNECT @ PUMP. P&ID SHOW 8". CONTRACTOR TO VERIFY BEFORE ORDERING.** | | | | | | |
| 3170 | | | | | | | |
| 3180 | **INFLUENT** | | | | | | |
| 3190 | | | | | | | |
| 3200 | 12X8 FLG 90 C110 IMP PERMOX | 1 | EA | 2,113.95 | 2,113.95 | DI FLG FTGS | 09900_PG.425 |
| 3210 | 8 FLG(TAP)XWCXFLG(TAP) 2'1" IMP<br>(WC @ CENTER)<br>PRIMED TNEMEC N140<br>PERMOX | 1 | EA | 1,389.78 | 1,389.78 | DI FLG PIPE | DET 6_M00.504 |
| 3250 | 3/4X4 STUD BOLT 316SS | 16 | EA | 6.07 | 97.12 | FLG BNG | 02640_PG.217 |
| 3260 | 8 FLGXFLG DI PIPE PERMOX 5'4" PRIMED IMP | 1 | EA | 1,478.41 | 1,478.41 | DI FLG PIPE | 09900_PG.425 |
| 3270 | 8X6 FLG TEE C110 PERMOX | 1 | EA | 1,342.00 | 1,342.00 | DI FLG FTGS | 09900_PG.425 |
| 3280 | 8 FLGXFLG DI PIPE PERMOX 4'9" PRIMED IMP | 1 | EA | 1,386.37 | 1,386.37 | DI FLG PIPE | 09900_PG.425 |
| 3290 | 8X6 FLG 90 C110 PR IMP PERMOX | 1 | EA | 1,299.04 | 1,299.04 | DI FLG FTGS | 09900_PG.425 |
| 3300 | 6 FLGXFLG DI PIPE PERMOX 1'10" PRIMED IMP | 2 | EA | 602.28 | 1,204.56 | DI FLG PIPE | 09900_PG.425 |
| 3310 | 6 GA FIG B517 FLG PLUG VLV W/GEAR & HW 1-80-13000-505 | 2 | EA | 1,732.96 | 3,465.92 | VALVE PLUG | MC_UTILITES APP LIST |
| 3320 | 6 FLGXFLG DI PIPE PERMOX 11" PRIMED IMP | 2 | EA | 456.82 | 913.64 | DI FLG PIPE | 09900_PG.425 |
| 3330 | 8X1/8 FLG ACC EPDM FF 316SS | 5 | EA | 83.67 | 418.35 | FLG BNG | |
| 3340 | 6X1/8 FLG ACC EPDM FF 316SS | 8 | EA | 72.07 | 576.56 | FLG BNG | |
| 3350 | | | | | | | |
| 3360 | **EFFLUENT** | | | | | | |
| 3370 | | | | | | | |
| 3380 | 6 FLGXFLG DI PIPE PERMOX 1'7" PRIMED IMP | 2 | EA | 602.28 | 1,204.56 | DI FLG PIPE | 09900_PG.425 |
| 3390 | 6 FLG 90 C110 PR IMP PERMOX | 4 | EA | 746.06 | 2,984.24 | DI FLG FTGS | 09900_PG.425 |
| 3400 | 6 FLGXFLG DI PIPE PERMOX 1'2" PRIMED IMP | 2 | EA | 602.28 | 1,204.56 | DI FLG PIPE | 09900_PG.425 |
| 3410 | 6X4 FLG TEE C110 PERMOX | 2 | EA | 1,021.06 | 2,042.12 | DI FLG FTGS | 09900_PG.425 |
| 3420 | 4X2 TAPT BLIND FLG PERMOX | 2 | EA | 370.77 | 741.54 | DI FLG FTGS | 09900_PG.425 |
| 3430 | 2XCL BRASS NIPPLE NO LEAD (I) | 2 | EA | 19.02 | 38.04 | BRASS FTGS | |
| 3440 | 2 WATT LF3003 FIPT DIE UNION LEAD FREE 0009879 | 2 | EA | 316.46 | 632.92 | BRASS FTGS | |
| 3450 | 2XCL 316SS NIPPLE | 2 | EA | 10.09 | 20.18 | SST FTGS | |
| 3460 | V210FP-32 2 316SS BALL VLV FP FIPTXFIPT | 2 | EA | 138.72 | 277.44 | SST BALL VALVE | MC_UTILITES APP LIST |
| 3470 | 2 929 AIR RELEASE VALVE ONLY | 2 | EA | 1,147.06 | 2,294.12 | VALVE AIR | MC_UTILITES APP LIST |
| 3480 | 6 FLGXFLG DI PIPE PERMOX 11" PRIMED IMP<br>TAPT 1/2" @ CENTER | 2 | EA | 640.91 | 1,281.82 | DI FLG PIPE | 09900_PG.425 |
| 3500 | 6 FLG CHECK VALVE SWING<br>W/LIMIT SWITCH | 2 | EA | 3,183.92 | 6,367.84 | VALVE CHECK | 13310_PG.565 |
| 3520 | 6 GA FIG B517 FLG PLUG VLV W/GEAR & HW 1-80-13000-505 | 2 | EA | 1,732.96 | 3,465.92 | VALVE PLUG | MC_UTILITES APP LIST |
| 3530 | 6 FLGXFLG DI PIPE PERMOX 1'4" PRIMED IMP | 2 | EA | 529.55 | 1,059.10 | DI FLG PIPE | 09900_PG.425 |
| 3540 | 6 FLG TEE C110 PERMOX | 2 | EA | 949.89 | 1,899.78 | DI FLG FTGS | 09900_PG.425 |
| 3550 | 6X2 TAPT BLIND FLG PERMOX | 2 | EA | 502.12 | 1,004.24 | DI FLG FTGS | 09900_PG.425 |
| 3560 | 2X1/2 BRASS BUSHING NL (I) NO LEAD | 2 | EA | 27.43 | 54.86 | BRASS FTGS | |
| 3570 | 1/2X2 BRASS NIPPLE NO LEAD (I) | 2 | EA | 4.08 | 8.16 | BRASS FTGS | |
| 3580 | 1/2 WATT LF3003 FIPT DIE UNION NO LEAD 0009874 | 2 | EA | 47.76 | 95.52 | BRASS FTGS | |
| 3590 | 1/2 MIPXFIP ASHCROFT V02 316SS GAUGE VALVE | 2 | EA | 312.90 | 625.80 | PRESS GAUGE | |
| 3600 | 6 FLGXFLG DI PIPE PERMOX 2'4" PRIMED IMP | 2 | EA | 673.87 | 1,347.74 | DI FLG PIPE | 09900_PG.425 |
| 3610 | 8X6 FLG 90 C110 PR IMP PERMOX | 1 | EA | 1,082.53 | 1,082.53 | DI FLG FTGS | 09900_PG.425 |
| 3620 | 8X6 FLG TEE C110 PERMOX | 1 | EA | 1,342.00 | 1,342.00 | DI FLG FTGS | 09900_PG.425 |
| 3630 | 8 FLGXFLG DI PIPE PERMOX 4'10" PRIMED IMP | 1 | EA | 1,386.37 | 1,386.37 | DI FLG PIPE | 09900_PG.425 |

| | | | | | | | |
|---|---|---|---|---|---|---|---|
| 3640 | 8 FLGXFLG DI PIPE PERMOX 8' PRIMED IMP | 1 | EA | 1,939.78 | 1,939.78 | DI FLG PIPE | 09900_PG.425 |
| 3650 | **CLAMP ON FLOWMETER BY OTHERS** | | | | | | |
| 3660 | 8 FLG 90 C110 PR IMP PERMOX | 1 | EA | 1,129.12 | 1,129.12 | DI FLG FTGS | 09900_PG.425 |
| 3670 | 8 FLGXPE DI PIPE PERMOX 6' PRIMED IMP | 1 | EA | 1,570.46 | 1,570.46 | DI FLG PIPE | 09900_PG.425 |
| 3680 | 8X1/8 FLG ACC EPDM FF 316SS | 5 | EA | 83.67 | 418.35 | FLG BNG | |
| 3690 | 6X1/8 FLG ACC EPDM FF 316SS | 26 | EA | 72.07 | 1,873.82 | FLG BNG | |
| 3700 | **PAGE BREAK** | | | | | | |
| 3710 | **ARV/PI DRAIN PIPING** | | | | | | |
| 3720 | | | | | | | |
| 3730 | 2 S80 MALE ADPT BRASS MIPTXH 836-020BR | 2 | EA | 212.47 | 424.94 | SCH80 PVC | |
| 3750 | 2 PVC SCH80 PIPE SWB 20' | 40 | FT | 3.52 | 140.80 | SCH80 PVC | |
| 3760 | 2 PVC S80 90 HXH 806-020 | 5 | EA | 4.82 | 24.10 | SCH80 PVC | |
| 3770 | 2X2 PVC S80 TEE HXHXH 801-020 | 2 | EA | 17.16 | 34.32 | SCH80 PVC | |
| 3780 | 2X1/2 PVC SCH80 RED CPLG HXH 829-247 | 2 | EA | 10.46 | 20.92 | SCH80 PVC | |
| 3800 | 4X2 PVC S80 TEE HXH 801-420 | 1 | EA | 34.36 | 34.36 | SCH80 PVC | |
| 3810 | 4X2 PVC S80 RED HXH 829-420 | 1 | EA | 48.93 | 48.93 | SCH80 PVC | |
| 3820 | 4 PVC SCH80 PIPE SWB 20' | 40 | FT | 10.58 | 423.20 | SCH80 PVC | |
| 3830 | 1/2X2 BRASS NIPPLE NO LEAD (I) | 4 | EA | 4.08 | 16.32 | BRASS FTGS | |
| 3840 | 1/2 BRASS TEE NO LEAD (I) | 2 | EA | 7.45 | 14.90 | BRASS FTGS | |
| 3850 | 1/2 WATT LF3003 FIPT DIE UNION NO LEAD 0009874 | 2 | EA | 47.76 | 95.52 | BRASS FTGS | |
| 3860 | 1/2XCL 316SS NIPPLE | 2 | EA | 2.08 | 4.16 | SST FTGS | |
| 3870 | MERIT V210FP-08 1/2IN T-316 SS BALL VALVE FULL PORT 2-PIECE 1000 WOG | 2 | EA | 29.96 | 59.92 | SST BALL VALVE | MC_UTILITES APP LIST |
| 3880 | 1/2X1/2 201 ASHCROFT DIAPHRAGM SEAL, 316SS W/ 1/4" FLUSH PORT | 2 | EA | 588.13 | 1,176.26 | PRESS GAUGE | 13310_PG.565 |
| 3900 | 4-1/2 1279AS PRESSURE GAUGE 0-200 PSI 1/2 LOWER CONNECTION | 2 | EA | 164.34 | 328.68 | PRESS GAUGE | 13310_PG.565 |
| 3910 | 1/2 S80 MALE ADPT BRASS MIPTXH 836-005BR | 2 | EA | 34.55 | 69.10 | SCH80 PVC | |
| 3930 | 1/2 PVC SCH80 PIPE PE 20' | 20 | FT | 0.85 | 17.00 | SCH80 PVC | |
| 3940 | 1/2 PVC S80 90 HXH 806-005 | 2 | EA | 1.35 | 2.70 | SCH80 PVC | |
| 3950 | | | | | | | |
| 3960 | | | | | | | |
| 3970 | **PRICING VALID FOR 180 DAYS** | | | | | | |

| | |
|---|---|
| **Sub Total** | **1,942,710.22** |
| Freight | |
| Delivery | |
| Backcharge | |
| Restock | |
| Other | |
| **Lump Sum Disc.** | |
| **Tax** | 116,612.61 |
| **Total** | **2,059,322.83** |

### Bid Notes

*NO DOMESTIC REQUIREMENTS FOUND *P/ 11421_1.01-2 AGS supplier is solely responsible for providing a complete blower system

**UNLESS OTHERWISE SPECIFIED HEREIN, PRICES QUOTED ARE VALID IF ACCEPTED BY CUSTOMER AND PRODUCTS ARE RELEASED BY CUSTOMER FOR MANUFACTURE WITHIN THIRTY (30) CALENDAR DAYS FROM THE DATE OF THIS QUOTATION. CORE & MAIN LP RESERVES THE RIGHT TO INCREASE PRICES TO ADDRESS FACTORS, INCLUDING BUT NOT LIMITED TO, GOVERNMENT REGULATIONS, TARIFFS, TRANSPORTATION, FUEL AND RAW MATERIAL COSTS. DELIVERY WILL COMMENCE BASED UPON MANUFACTURER LEAD TIMES. ANY MATERIAL DELIVERIES DELAYED BEYOND MANUFACTURER LEAD TIMES MAY BE SUBJECT TO PRICE INCREASES AND/OR APPLICABLE STORAGE FEES. THIS BID PROPOSAL IS CONTINGENT UPON BUYER'S ACCEPTANCE OF SELLER'S TERMS AND CONDITIONS OF SALE, AS MODIFIED FROM TIME TO TIME,**
https://coreandmain.com/terms-of-sale/

**THIS BID MAY INCLUDE GLOBALLY SOURCED (IMPORTED) MATERIALS THAT ARE SUBJECT TO CHANGING TARIFFS. PRICES ARE SUBJECT TO CHANGE DUE TO POTENTIAL ADDITIONAL TARIFFS IMPOSED BY THE U.S. GOVERNMENT. IF IMPOSED, PRICES WILL INCREASE BY THE SAME PERCENTAGE AND WILL BE EFFECTIVE ON THE DATE THAT THE NEW TARIFFS ARE IMPLEMENTED. THESE ITEMS SHOULD BE PURCHASED WITH HASTE TO AVOID ANY ADDITIONAL RISING TARIFF COSTS.**

| System/Location | Addenda | Description | Qty | UOM | Unit Cost | Amount | Item Notes | Tag |
|---|---|---|---|---|---|---|---|---|
| **00.5" DR** | | | | | | **81** | | |
| **AGS INFLUENT PS** | | | | | | **81** | | |
| | | 1/2" X 20' IPS SCH80 PE GRAY PVC PIPE | 40 | FT | 1.13 | 45 | | |
| | | 1/2" PVC SCH 80 SLIP X MIP ADPT | 4 | EA | 3.25 | 13 | | |
| | | 1/2" PVC SCH 80 SLIP UNION W/ EPDM O-RING | 4 | EA | 5.61 | 22 | | |
| **01" DR** | | | | | | **254** | | |
| **WAS SURGE TANK PS** | | | | | | **254** | | |
| | | 1" X 20' IPS SCH80 PE GRAY PVC PIPE | 20 | FT | 2.24 | 45 | | |
| | | 1" PVC SCH 80 SLIP 90 ELL | 4 | EA | 3.16 | 13 | | |
| | | 1" PVC SCH 80 SLIP X MIP ADPT | 2 | EA | 6.20 | 12 | | |
| | | 1" SCH 80 PVC BALL VALVE TRU-UNION W/ SOLVENT WELD ENDS & LEVER OP / EPDM SEALS | 2 | EA | 92.18 | 184 | | |
| **01" NPW** | | | | | | **20,355** | | |
| **AGS BASINS** | | | | | | **20,355** | | |
| | | 1" STAINLESS STEEL ADAPTER (MALE QC) X MALE NPT QUICK DISCONNECTS | 7 | EA | 37.54 | 263 | | |
| | | 1" BRASS ADAPTER (MALE QC) X MALE NPT QUICK DISCONNECTS (DWG. M00.505/5) | 7 | EA | 48.60 | 340 | | |
| | | 1" X 4" DIELECTRIC THREADED NIPPLE | 14 | EA | 24.90 | 349 | | |
| | | 1" SCH40S 316L SSTL PIPE PE | 60 | FT | 9.00 | 540 | | |
| | | 1" 316 SSTL 150# THREADED 90 ELL | 21 | EA | 6.50 | 137 | | |
| | | 1" 316 SSTL 150# THREADED UNION | 7 | EA | 16.81 | 118 | | |
| | | 1/2" TO 1 1/4" SSTL CLAMPS SSTL CLAMP STAINLESS STEEL WORM CLAMP (DWG. M00.505/2) | 14 | EA | 18.75 | 263 | | |
| | | 1" THREADED BRONZE RISING STEM ANGLE VALVE W/ HANDWHEEL (DWG. M00.505/2) | 7 | EA | 709.38 | 4,966 | | |
| | | 1" 2 PIECE THREADED BRASS BALL VALVE W/ LEVER OP (DWG. M00.505/5) | 7 | EA | 38.85 | 272 | | |
| | | 1" 2 PIECE THREADED 316 STAINLESS BALL VALVE W/ LEVER OP | 7 | EA | 96.40 | 675 | | |
| | | RAIL MOUNT HOSE RACK - 316 STAINLESS STEEL 50' HOSE CAPACITY (SIMILAR TO DWG. M00.505/2) | 7 | EA | 1,218.75 | 8,531 | | |
| | | 1" X 25' EPDM WASHDOWN HOSE (DWG. M00.505/2) | 7 | EA | 315.56 | 2,209 | | |
| | | 1" MPT X BRASS STRAIGHT SMOOTH BORE FIRE NOZZLE (DWG. M00.505/5) | 7 | EA | 242.06 | 1,694 | | |
| **02" DR** | | | | | | **1,787** | | |
| **AGS INFLUENT PS** | | | | | | **1,251** | | |
| | | 2" FLG ACC PKS - 316 B8M SSTL HEAVY HEX - CL 125/150 FLANGE W/ SBR GASKET (PVC80 X DI) | 1 | EA | 41.19 | 41 | | |
| | | 2" X 20' IPS SCH80 PE GRAY PVC PIPE | 140 | FT | 4.83 | 676 | | |
| | | 2" PVC SCH 80 SLIP 90 ELL | 25 | EA | 5.48 | 137 | | |
| | | 2" PVC SCH 80 SLIP X MIP ADPT | 10 | EA | 15.06 | 151 | | |
| | | 2" PVC SCH 80 SLIP X FIP UNION W/ EPDM O-RING | 5 | EA | 46.39 | 232 | | |
| | | 2" PVC SCH 80 SOC VAN STONE FLG W/ PVC RING | 1 | EA | 14.01 | 14 | | |
| **WAS SURGE TANK PS** | | | | | | **536** | | |
| | | 2" X 20' IPS SCH80 PE GRAY PVC PIPE | 60 | FT | 4.83 | 290 | | |
| | | 2" PVC SCH 80 SLIP 90 ELL | 7 | EA | 5.48 | 38 | | |
| | | 2" PVC SCH 80 SLIP TEE | 2 | EA | 19.51 | 39 | | |
| | | 2" X 1" PVC SCH 80 SLIP RED COUP | 2 | EA | 11.89 | 24 | | |
| | | 2" PVC SCH 80 SLIP X MIP ADPT | 4 | EA | 15.06 | 60 | | |
| | | 2" SCH 80 PVC BALL VALVE TRU-UNION W/ SOLVENT WELD ENDS & LEVER OP / EPDM SEALS | 2 | EA | 42.27 | 85 | | |
| **02" NPW** | | | | | | **18,479** | | |
| **YARD PIPING PLAN 3** | | | | | | **2,850** | | |
| | | 2" SCH40S 316L SSTL PIPE PE | 140 | FT | 18.85 | 2,639 | | |
| | | 2" 316 SSTL 150# THREADED 90 ELL | 4 | EA | 18.23 | 73 | | |
| | | 2" 316 SSTL 150# THREADED COUPLING | 7 | EA | 19.66 | 138 | | |
| **YARD PIPING PLAN 4** | | | | | | **5,664** | | |
| | | 2" X 4" DIELECTRIC THREADED NIPPLE | 6 | EA | 49.92 | 300 | | |
| | | 2" SCH40S 316L SSTL PIPE PE | 120 | FT | 18.85 | 2,262 | | |
| | | 2" 316 SSTL 150# THREADED 90 ELL | 6 | EA | 18.23 | 109 | | |
| | | 2" 316 SSTL 150# THREADED COUPLING | 9 | EA | 19.66 | 177 | | |
| | | 2" FIP X FIP BALL TYPE CURB STOP-TOP W/ TEE-HEAD | 3 | EA | 376.14 | 1,128 | | |
| | | 60-84" ADJUSTABLE 2-1/2" SHAFT - SCREW TYPE 2 PC CURB BOX COMPLETE W/ LID | 3 | EA | 562.50 | 1,688 | | |
| **AGS BASINS** | | | | | | **9,965** | | |
| | | 2" X 4" DIELECTRIC THREADED NIPPLE | 1 | EA | 49.93 | 50 | | |
| | | 2" SCH40S 316L SSTL PIPE PE | 500 | FT | 18.85 | 9,425 | | |
| | | 2" 316 SSTL 150# THREADED 90 ELL | 17 | EA | 18.22 | 310 | | |
| | | 2" X 1" 316 SSTL 150# THREADED COUPLING | 3 | EA | 20.48 | 61 | | |
| | | 2" 316 SSTL 150# THREADED UNION | 1 | EA | 39.35 | 39 | | |
| | | 2" 316 SSTL 150# THREADED TEE | 3 | EA | 26.62 | 80 | | |
| **04" ALP** | | | | | | **1,617** | | *** |
| **AGS BASINS** | | | | | | **1,617** | | *** |
| | | 4" FLG ACC PKS - 316 B8M SSTL HEAVY HEX - CL 125/150 FLANGE W/ EPDM GASKET (SST X EQPT) | 3 | EA | 102.63 | 308 | | |
| | | 4" LUG BOLT SET CL 125/150 FLG-316 B8M SSTL-CAP BOLTS NO NUTS (NO-GASKET) (SST X SST-LUG-BFV) | 18 | EA | 72.74 | 1,309 | | |
| | | 4" LUG PATTERN (CL 150) 316 SSTL HIGH PERFORMANCE BUTTERFLY VALVE W/ GEAR OPERATOR W/ HANDWHEEL (BY OTHERS) | 3 | EA | - | - | | *** |
| | | 4" LUG PATTERN (CL 150) 316 SSTL HIGH PERFORMANCE BUTTERFLY VALVE W/ EMO/ OPEN-CLOSE (BY OTHERS) | 6 | EA | - | - | | *** |
| **04" DR** | | | | | | **24,333** | | |
| **YARD PIPING PLAN 1** | | | | | | **22,390** | | |
| | | 4" C153 FOR PVC PIPE MJ BIT COATED / PERMOX LINED DI 45 ELL | 7 | EA | 319.09 | 2,234 | | |
| | | 4" C153 FOR PVC PIPE MJ BIT COATED / PERMOX LINED DI WYE | 9 | EA | 587.54 | 5,288 | | |
| | | 4" C153 FOR PVC PIPE MJ BIT COATED / PERMOX LINED DI PLUG | 8 | EA | 240.17 | 1,921 | | |

Report by SYSTEM

| | | | | | | | |
|---|---|---|---|---|---|---|---|
| | | 4" C153 FOR PVC PIPE MJ BIT COATED / PERMOX LINED DI LONG SLEEVE | 1 | EA | 319.09 | 319 | |
| | | 4" X 2" C153 FOR PVC PIPE MJ BIT COATED / PERMOX LINED DI TAPT CAP | 1 | EA | 312.91 | 313 | |
| | | 4" X 2" C153 FOR PVC PIPE MJ BIT COATED / PERMOX LINED DI TAPT TEE | 5 | EA | 636.36 | 3,182 | |
| | | 4" MJ GLAND PACKS-C153 COR BLUE B&N'S W/ SBR GASKET | 8 | EA | 196.34 | 1,571 | |
| | | 4" WEDGE FITTING RESTRAINT MJ GLAND PACK-SBR GASKET-COR-BLUE B&N'S-FOR DI PIPE | 1 | EA | 66.50 | 67 | |
| | | 4" WEDGE FITTING RESTRAINT MJ GLAND PACK-SBR GASKET-COR-BLUE B&N'S-FOR CI OD PVC PIPE | 37 | EA | 73.50 | 2,720 | |
| | | 8" X 1'6" PE X WC X PE 316 SSTL WALL SLEEVES | 1 | EA | 812.50 | 813 | |
| | | 4" MODEL S-316 MODULAR SEAL FOR DI/CI OD PVC/DIPS HDPE FOR STEEL WALL SLEEVE (QUOTED PER LINK-REQUIRES 7 EA-LS-410S LINKS PER SEAL) | 14 | EA | 16.03 | 224 | |
| | | 4" DR18/ PR235 C900 BJ GSKT PVC PIPE-GREEN | 300 | FT | 5.80 | 1,740 | |
| | | CI CLEANOUT BOX & FRAME W/ LID | 4 | EA | 500.00 | 2,000 | |
| **AGS INFLUENT PS** | | | | | | **1,943** | |
| | | 4" X 4'6" DI SPOOL PIECE PERMOX LINED W/ 125# FLG X PE | 1 | EA | 787.95 | 788 | |
| | | 4" X 2" C110 FLG PRIME COATED / PERMOX LINED DI TEE | 1 | EA | 710.91 | 711 | |
| | | 4" C110 BLIND FLG PRIME COATED / PERMOX LINED DI BLIND FLG | 1 | EA | 328.02 | 328 | |
| | | 4" FLG ACC PKS - 316 B8M SSTL HEAVY HEX - CL 125/150 FLANGE W/ SBR GASKET (DI X DI) | 2 | EA | 58.10 | 116 | |
| **04" NPW** | *** | | | | | **28,652** | *** |
| **YARD PIPING PLAN 2** | *** | | | | | **7,108** | *** |
| | | 4" PC350 DUCTILE IRON PIPE PUSH JNT CEMENT LINED-BITUMINOUS COATED | 40 | FT | 60.63 | 2,425 | |
| | | 4" REST JNT GASKETS EPDM | 2 | EA | 156.12 | 312 | |
| | | 4" C153 MJ BIT COATED / CEMENT LINED DI 90 ELL | 1 | EA | 112.50 | 113 | |
| | ADI | 4" C153 MJ BIT COATED / CEMENT LINED DI 45 ELL | 4 | EA | 93.75 | 375 | |
| | ADI | 4" WEDGE FITTING RESTRAINT MJ GLAND PACK-EPDM GASKETS-COR-BLUE B&N'S-FOR DI PIPE | 13 | EA | 116.50 | 1,515 | |
| | | 6" DR18/ PR235 C900 BJ GSKT PVC PIPE-BLUE | 20 | FT | 11.79 | 236 | RISER PIPE FOR VALVE BOX PER C00.506/UW2 |
| | | 4" C515 MECH JT NRS GATE VALVE LESS ACC W/ 2" OP NUT (NO GEAR) | 1 | EA | 908.58 | 909 | |
| | | 19-22" HEAVY DUTY 5-1/4" SHAFT - SCREW TYPE 2 PC VALVE BOX COMPLETE W/ LID (DWG. C00.506/UW-2) | 1 | EA | 437.50 | 438 | |
| | | 3'0" 316 SSTL PIPE EXTENSION STEM-SOCKET X NUT W/CENTERING COLLAR | 1 | EA | 786.94 | 787 | |
| **YARD PIPING PLAN 4** | *** | | | | | **18,699** | *** |
| | | 4" PC350 DUCTILE IRON PIPE PUSH JNT CEMENT LINED-BITUMINOUS COATED | 180 | FT | 60.63 | 10,913 | |
| | | 4" REST JNT GASKETS EPDM | 9 | EA | 156.11 | 1,405 | |
| | ADI | 4" C153 MJ BIT COATED / CEMENT LINED DI 45 ELL | 8 | EA | 93.75 | 750 | |
| | | 4" X 2" C153 MJ BIT COATED / CEMENT LINED DI TAPT CAP | 1 | EA | 87.75 | 88 | |
| | | 4" X 2" C153 MJ BIT COATED / CEMENT LINED DI TAPT TEE | 2 | EA | 189.00 | 378 | |
| | ADI | 4" WEDGE FITTING RESTRAINT MJ GLAND PACK-EPDM GASKETS-COR-BLUE B&N'S-FOR DI PIPE | 24 | EA | 116.50 | 2,796 | |
| | | 6" DR18/ PR235 C900 BJ GSKT PVC PIPE-BLUE | 20 | FT | 11.79 | 236 | RISER PIPE FOR VALVE BOX PER C00.506/UW2 |
| | | 4" C515 MECH JT NRS GATE VALVE LESS ACC W/ 2" OP NUT (NO GEAR) | 1 | EA | 908.57 | 909 | |
| | | 19-22" HEAVY DUTY 5-1/4" SHAFT - SCREW TYPE 2 PC VALVE BOX COMPLETE W/ LID (DWG. C00.506/UW-2) | 1 | EA | 437.50 | 438 | |
| | | 3'0" 316 SSTL PIPE EXTENSION STEM-SOCKET X NUT W/CENTERING COLLAR | 1 | EA | 786.93 | 787 | |
| **YARD PIPING PLAN 5** | **ADD1** | | | | | **2,064** | |
| | ADI | 4" PC350 DUCTILE IRON PIPE PUSH JNT CEMENT LINED-BITUMINOUS COATED | 20 | FT | 60.63 | 1,213 | |
| | ADI | 4" REST JNT GASKETS EPDM | 1 | EA | 156.11 | 156 | |
| | ADI | 4" C153 MJ BIT COATED / CEMENT LINED DI 90 ELL | 1 | EA | 112.50 | 113 | |
| | ADI | 4" WEDGE FITTING RESTRAINT MJ GLAND PACK-EPDM GASKETS-COR-BLUE B&N'S-FOR DI PIPE | 5 | EA | 116.50 | 583 | |
| **AGS BASINS** | | | | | | **781** | |
| | | 4" X 5'0" DI SPOOL PIECE CEMENT LINED W/ 125# FLG X PE | 1 | EA | 539.46 | 539 | |
| | | 4" C110 BLIND FLG PRIME COATED / CEMENT LINED DI BLIND FLG W-2" IP TAP | 1 | EA | 138.75 | 139 | |
| | | 4" FLG ACC PKS - 316 B8M SSTL HEAVY HEX - CL 125/150 FLANGE W/ EPDM GASKET (DI X DI) | 1 | EA | 102.62 | 103 | |
| **06" DR** | | | | | | **59,995** | *** |
| **AGS BASINS** | | | | | | **59,995** | *** |
| | | 6" PC350 DUCTILE IRON PIPE PUSH JNT PERMOX LINED-BITUMINOUS COATED | 260 | FT | 61.99 | 16,117 | |
| | | 6" REST JNT GASKETS SBR | 13 | EA | 129.49 | 1,683 | |
| | | 6" C153 MJ BIT COATED / PERMOX LINED DI 90 ELL | 6 | EA | 537.30 | 3,224 | |
| | | 6" WEDGE FITTING RESTRAINT MJ GLAND PACK-SBR GASKET-COR-BLUE B&N'S-FOR DI PIPE | 12 | EA | 85.00 | 1,020 | |
| | | 6" X 2'0" DI SPOOL PIECE PERMOX LINED W/ 125# FLG X FLG | 3 | EA | 724.86 | 2,175 | |
| | | 6" X 7'0" DI SPOOL PIECE PERMOX LINED W/ 125# FLG X PE | 3 | EA | 1,404.66 | 4,214 | |
| | | 6" C110 FLG PRIME COATED / PERMOX LINED DI 90 ELL | 3 | EA | 735.61 | 2,207 | |
| | | 6" X 5'0" FLG X WC X PE TAPPED FOR STUDS WALL PIPE PERMOX LINED (DWG. M00.504/7) | 3 | EA | 1,485.77 | 4,457 | |
| | | 6" FLG ACC PKS - 316 B8M SSTL HEAVY HEX - CL 125/150 FLANGE W/ SBR GASKET (DI X DI) | 6 | EA | 86.00 | 516 | |
| | | 6" FLG ACC PKS - 316 B8M SSTL HEAVY HEX - CL 125/150 FLANGE W/ SBR GASKET (DI X PV) | 3 | EA | 86.00 | 258 | |
| | | 6" STUD KIT CL 125/150 FLG-316 SSTL W/ SBR GASKET (MV X DIWP) (SUBMERGED) | 3 | EA | 166.09 | 498 | |
| | | 6" FLANGE ISOLATION KIT W/ 150# 316 B8M SSTL HEAVY HEX BN&G'S & TYPE "E" FULL FACED NEOPRENE GSKT-DBL WASHER - MYLAR SLEEVES (PV X SST-CAMLOCK) | 3 | EA | 294.38 | 883 | |
| | | 6" STAINLESS STEEL ADAPTER (MALE QC) X 150# ANSI FLANGE QUICK DISCONNECTS | 3 | EA | 466.86 | 1,401 | |

| | | | | | | | |
|---|---|---|---|---|---|---|---|
| | | 6" 316 SSTL BODY MUD VALVES NON RISING STEM FLANGED END ON VALVE ASSEMBLY W/25'0" EXT STEM, STEM GUIDES & OPERATOR | 3 | EA | 5,395.00 | 16,185 | |
| | | 6" 125LB FLG IRON BODY PLUG VALVE 100% PORT W/ GEAR OPERATOR/ HANDWHEEL | 3 | EA | 1,718.75 | 5,156 | *** |
| **06" LC** | | | | | | **5,237** | |
| **YARD PIPING PLAN 3** | | | | | | **5,237** | |
| | | 6" C153 FOR PVC PIPE MJ BIT COATED / PERMOX LINED DI 90 ELL | 3 | EA | 537.30 | 1,612 | |
| | | 6" WEDGE FITTING RESTRAINT MJ GLAND PACK-SBR GASKET-COR-BLUE B&N'S-FOR CI OD PVC PIPE | 8 | EA | 95.00 | 760 | |
| | | 6" SERRATED RESTRAINT HARNESS W\304 SSTL B&N'S-FOR CIOD PVC PIPE | 7 | EA | 173.50 | 1,215 | |
| | | 6" DR18/ PR235 C900 BJ GSKT PVC PIPE-GREEN | 140 | FT | 11.79 | 1,651 | |
| **06" NPW** | **ADD1** | | | | | **6,560** | |
| **YARD PIPING PLAN 5** | **ADD1** | | | | | **6,560** | |
| | ADD | DRY BARREL FIRE HYDRANT 5 1/4" VO 2 WAY W/ 6" MJ INLET 5'0" BURY (C00.506/UW-5) | 1 | EA | 4,116.85 | 4,117 | |
| | ADD | 6" C515 MECH JT NRS GATE VALVE LESS ACC W/ 2" OP NUT (NO GEAR) | 1 | EA | 1,218.28 | 1,218 | |
| | ADD | 19-22" HEAVY DUTY 5-1/4" SHAFT - SCREW TYPE 2 PC VALVE BOX COMPLETE W/ LID (DWG. C00.506/UW-2) | 1 | EA | 437.50 | 438 | |
| | ADD | 3'0" 316 SSTL PIPE EXTENSION STEM-SOCKET X NUT W/CENTERING COLLAR | 1 | EA | 786.94 | 787 | |
| **06" WAS** | | | | | | **34,212** | *** |
| **WAS SURGE TANK PS** | | | | | | **34,212** | *** |
| | | 6" X 1'0" DI SPOOL PIECE PERMOX LINED W/ 125# FLG X FLG | 2 | EA | 549.76 | 1,100 | |
| | | 6" X 1'0" DI SPOOL PIECE PERMOX LINED W/ 125# FLG X FLG W/(1) 1/2" FPT TAP & (1) 1" FPT TAP | 2 | EA | 995.24 | 1,990 | |
| | | 6" X 1'6" DI SPOOL PIECE PERMOX LINED W/ 125# FLG X FLG | 6 | EA | 637.31 | 3,824 | |
| | | 6" X 2'0" DI SPOOL PIECE PERMOX LINED W/ 125# FLG X FLG | 2 | EA | 724.86 | 1,450 | |
| | | 6" X 2'6" DI SPOOL PIECE PERMOX LINED W/ 125# FLG X FLG | 2 | EA | 812.42 | 1,625 | |
| | | 6" C110 FLG PRIME COATED / PERMOX LINED DI 90 ELL | 4 | EA | 735.61 | 2,942 | |
| | | 6" C110 FLG PRIME COATED / PERMOX LINED DI TEE | 2 | EA | 936.67 | 1,873 | |
| | | 6" X 2" C110 FLG PRIME COATED / PERMOX LINED DI TEE | 2 | EA | 990.89 | 1,982 | |
| | | 6" C110 BLIND FLG PRIME COATED / PERMOX LINED DI BLIND FLG W-2" IP TAP | 2 | EA | 532.49 | 1,065 | |
| | | 6" FLG ACC PKS - 316 B8M SSTL HEAVY HEX - CL 125/150 FLANGE W/ SBR GASKET (DI X CV) | 2 | EA | 86.00 | 172 | |
| | | 6" FLG ACC PKS - 316 B8M SSTL HEAVY HEX - CL 125/150 FLANGE W/ SBR GASKET (DI X DI) | 20 | EA | 86.00 | 1,720 | |
| | | 6" FLG ACC PKS - 316 B8M SSTL HEAVY HEX - CL 125/150 FLANGE W/ SBR GASKET (DI X EQPT) | 4 | EA | 86.00 | 344 | |
| | | 6" FLG ACC PKS - 316 B8M SSTL HEAVY HEX - CL 125/150 FLANGE W/ SBR GASKET (DI X PV) | 6 | EA | 86.00 | 516 | |
| | | 6" FLG ACC PKS - 316 B8M SSTL HEAVY HEX - CL 125/150 FLANGE W/ SBR GASKET (PV X CV) | 2 | EA | 86.00 | 172 | |
| | | 6" 125LB FLG IRON BODY PLUG VALVE 100% PORT W/ GEAR OPERATOR/ HANDWHEEL | 2 | EA | 1,718.75 | 3,438 | *** |
| | | 6" 125LB FLG IRON BODY PLUG VALVE 100% PORT W/ GEAR OPERATOR/ CHAIN WHEEL (6'0" CL-AFF) | 2 | EA | 2,375.00 | 4,750 | *** |
| | | 6" 125/150LB FLG IRONBODY AWWA SWING CHECK VALVE W/ OL & W-NO LIMIT SWITCH (SEE P&ID I37.001) | 2 | EA | 2,625.00 | 5,250 | *** |
| **06" WAS, 2" ARV** | | | | | | **4,892** | *** |
| **WAS SURGE TANK PS** | | | | | | **4,892** | *** |
| | | 2" FLG ACC PKS - 316 B8M SSTL HEAVY HEX - CL 125/150 FLANGE W/ SBR GASKET (SST X SST-BV) | 2 | EA | 41.20 | 82 | |
| | | 2" FLANGE ISOLATION KIT W/ 150# 316 B8M SSTL HEAVY HEX BN&G'S & TYPE "E" FULL FACED NEOPRENE GSKT-DBL WASHER - MYLAR SLEEVES (DI X SST-BV) | 2 | EA | 96.09 | 192 | |
| | | 2" X 4" DIELECTRIC THREADED NIPPLE | 2 | EA | 49.92 | 100 | |
| | | 2" 316 SSTL 150# THREADED FLANGE | 2 | EA | 67.60 | 135 | |
| | | 2" SPLIT BODY FLANGED 316 STAINLESS BALL VALVE W/ LEVER OP | 2 | EA | 1,447.66 | 2,895 | *** |
| | | 2" IRONBODY - VALVE ONLY WASTEWATER AIR RELEASE W/ FIP THREADED INLET & OUTLET | 2 | EA | 743.75 | 1,488 | *** |
| **06" WAS, 2" BLV** | | | | | | **569** | |
| **WAS SURGE TANK PS** | | | | | | **569** | |
| | | 2" X 4" DIELECTRIC THREADED NIPPLE | 2 | EA | 49.92 | 100 | |
| | | 2" 2 PIECE THREADED 316 STAINLESS BALL VALVE W/ LEVER OP | 2 | EA | 234.75 | 470 | |
| **06" WAS, PIA** | | | | | | **261** | |
| **WAS SURGE TANK PS** | | | | | | **261** | |
| | | 1/2" X 3" DIELECTRIC THREADED NIPPLE | 2 | EA | 16.36 | 33 | |
| | | 1/2" 316 SSTL 150# THREADED TEE | 2 | EA | 4.63 | 9 | |
| | | 1/2" X 4" 316 SSTL SCH 40 THREADED NIPPLE | 6 | EA | 3.58 | 21 | |
| | | 1/2" 2 PIECE THREADED 316 STAINLESS BALL VALVE W/ LEVER OP | 4 | EA | 49.43 | 198 | |
| **08" ALP** | | | | | | **9,684** | |
| **AGS BASINS** | | | | | | **9,684** | |
| | | 8" FLG ACC PKS - 316 B8M SSTL HEAVY HEX - CL 125/150 FLANGE W/VITON TORUSEAL GASKET (SST X PVC80-EQPT) (SUBMERGED) | 12 | EA | 403.49 | 4,842 | |
| | | 8" FLG ACC PKS - 316 B8M SSTL HEAVY HEX - CL 125/150 FLANGE W/VITON TORUSEAL GASKET (SST X SST) | 12 | EA | 403.49 | 4,842 | |
| **08" NPW** | *** | | | | | **54,606** | *** |
| **YARD PIPING PLAN 2** | | | | | | **9,690** | *** |
| | | 8" PC350 DUCTILE IRON PIPE PUSH JNT CEMENT LINED-BITUMINOUS COATED | 20 | FT | 59.41 | 1,188 | |
| | | 8" REST JNT GASKETS EPDM | 1 | EA | 265.22 | 265 | |
| | | 8" X 4" C153 MJ BIT COATED / CEMENT LINED DI TEE | 1 | EA | 283.50 | 284 | |
| | | 8" C153 MJ BIT COATED / CEMENT LINED DI LONG SLEEVE | 1 | EA | 266.25 | 266 | |
| | | 8" WEDGE FITTING RESTRAINT MJ GLAND PACK-EPDM GASKETS-COR-BLUE B&N'S-FOR DI PIPE | 8 | EA | 173.00 | 1,384 | |

| | | | | | | | |
|---|---|---|---|---|---|---|---|
| | | 6" DR18/ PR235 C900 BJ GSKT PVC PIPE-BLUE | 20 | FT | 11.79 | 236 | RISER PIPE FOR VALVE BOX PER C00.506/UW2 |
| | | 8" C515 MECH JT NRS GATE VALVE LESS ACC W/ 2" OP NUT (NO GEAR) | 2 | EA | 1,809.10 | 3,618 | |
| | | 19-22" HEAVY DUTY 5-1/4" SHAFT - SCREW TYPE 2 PC VALVE BOX COMPLETE W/ LID (DWG. C00.506/UW-2) | 2 | EA | 437.50 | 875 | |
| | | 3'0" 316 SSTL PIPE EXTENSION STEM-SOCKET X NUT W/CENTERING COLLAR | 2 | EA | 786.94 | 1,574 | |
| **YARD PIPING PLAN 4** | | | | | | **9,690** | *** |
| | | 8" PC350 DUCTILE IRON PIPE PUSH JNT CEMENT LINED-BITUMINOUS COATED | 20 | FT | 59.41 | 1,188 | |
| | | 8" REST JNT GASKETS EPDM | 1 | EA | 265.22 | 265 | |
| | | 8" X 4" C153 MJ BIT COATED / CEMENT LINED DI TEE | 1 | EA | 283.50 | 284 | |
| | | 8" C153 MJ BIT COATED / CEMENT LINED DI LONG SLEEVE | 1 | EA | 266.25 | 266 | |
| | | 8" WEDGE FITTING RESTRAINT MJ GLAND PACK-EPDM GASKETS-COR-BLUE B&N'S-FOR DI PIPE | 8 | EA | 173.00 | 1,384 | |
| | | 6" DR18/ PR235 C900 BJ GSKT PVC PIPE-BLUE | 20 | FT | 11.79 | 236 | RISER PIPE FOR VALVE BOX PER C00.506/UW2 |
| | | 8" C515 MECH JT NRS GATE VALVE LESS ACC W/ 2" OP NUT (NO GEAR) | 2 | EA | 1,809.10 | 3,618 | |
| | | 19-22" HEAVY DUTY 5-1/4" SHAFT - SCREW TYPE 2 PC VALVE BOX COMPLETE W/ LID (DWG. C00.506/UW-2) | 2 | EA | 437.50 | 875 | |
| | | 3'0" 316 SSTL PIPE EXTENSION STEM-SOCKET X NUT W/CENTERING COLLAR | 2 | EA | 786.94 | 1,574 | |
| **YARD PIPING PLAN 5** | **ADD1** | | | | | **35,226** | |
| | ADI | 8" PC350 DUCTILE IRON PIPE PUSH JNT CEMENT LINED-BITUMINOUS COATED | 460 | FT | 59.41 | 27,329 | |
| | ADI | 8" REST JNT GASKETS EPDM | 23 | EA | 265.23 | 6,100 | |
| | ADI | 8" C153 MJ BIT COATED / CEMENT LINED DI 45 ELL | 2 | EA | 216.75 | 434 | |
| | ADI | 8" X 6" C153 MJ BIT COATED / CEMENT LINED DI TEE | 1 | EA | 325.50 | 326 | |
| | ADI | 8" WEDGE FITTING RESTRAINT MJ GLAND PACK-EPDM GASKETS-COR-BLUE B&N'S-FOR DI PIPE | 6 | EA | 173.00 | 1,038 | |
| **08" WAS** | | | | | | **30,375** | |
| **YARD PIPING PLAN 1** | | | | | | **12,474** | |
| | | 8" PC350 DUCTILE IRON PIPE PUSH JNT PERMOX LINED-BITUMINOUS COATED | 100 | FT | 79.38 | 7,938 | |
| | | 8" REST JNT GASKETS SBR | 5 | EA | 175.37 | 877 | |
| | | 8" C153 MJ BIT COATED / PERMOX LINED DI 90 ELL | 1 | EA | 734.91 | 735 | |
| | | 8" C153 MJ BIT COATED / PERMOX LINED DI 45 ELL | 2 | EA | 666.28 | 1,333 | |
| | | 8" C153 MJ BIT COATED / PERMOX LINED DI LONG SLEEVE | 1 | EA | 751.40 | 751 | |
| | | 8" WEDGE FITTING RESTRAINT MJ GLAND PACK-SBR GASKET-COR-BLUE B&N'S-FOR DI PIPE | 8 | EA | 105.00 | 840 | |
| **WAS SURGE TANK PS** | | | | | | **17,901** | |
| | | 8" X 5'0" DI SPOOL PIECE PERMOX LINED W/ 125# FLG X FLG | 2 | EA | 890.95 | 1,782 | |
| | | 8" X 5'6" DI SPOOL PIECE PERMOX LINED W/ 125# FLG X FLG | 1 | EA | 1,780.61 | 1,781 | |
| | | 8" X 9'0" DI SPOOL PIECE PERMOX LINED W/ 125# FLG X FLG | 1 | EA | 2,558.26 | 2,558 | |
| | | 8" X 5'0" DI SPOOL PIECE PERMOX LINED W/ 125# FLG X PE | 1 | EA | 1,377.63 | 1,378 | |
| | | 8" C110 FLG PRIME COATED / PERMOX LINED DI 90 ELL | 1 | EA | 1,092.30 | 1,092 | |
| | | 8" X 6" C110 FLG PRIME COATED / PERMOX LINED DI 90 ELL | 2 | EA | 1,067.74 | 2,135 | |
| | | 8" X 6" C110 FLG PRIME COATED / PERMOX LINED DI TEE | 2 | EA | 1,389.56 | 2,779 | |
| | | 12" X 8" C110 FLG PRIME COATED / PERMOX LINED DI 90 ELL (SUBMERGED) | 1 | EA | 2,085.38 | 2,085 | |
| | | 8" X 2'6" FLG X WC X FLG WALL PIPE PERMOX LINED (DWG. M00.504/6) (PARTIALLY SUBMERGED) | 1 | EA | 1,367.32 | 1,367 | |
| | | 8" FLG ACC PKS - 316 B8M SSTL HEAVY HEX - CL 125/150 FLANGE W/ SBR GASKET (DI X DI) | 9 | EA | 94.28 | 849 | |
| | | 8" FLG ACC PKS - 316 B8M SSTL HEAVY HEX - CL 125/150 FLANGE W/ SBR GASKET (DI X DI) (SUBMERGED) | 1 | EA | 94.27 | 94 | |
| **12" ALP** | | | | | | **111,829** | *** |
| **AGS BASINS** | | | | | | **23,841** | *** |
| | | 12" FLG ACC PKS - 316 B8M SSTL HEAVY HEX - CL 125/150 FLANGE W/VITON TORUSEAL GASKET (SST X SST-EJ) | 6 | EA | 683.15 | 4,099 | |
| | | 12" LUG BOLT SET CL 125/150 FLG-316 B8M SSTL-CAP BOLTS NO NUTS (NO-GASKET) (SST X SST-LUG-BFV) | 12 | EA | 224.84 | 2,698 | |
| | | 12" FLG X FLG-304 STAINLESS STEEL EXPANSION JNT-BELLOWS TYPE W/ SSTL 304 CTRL HARNESSING | 3 | EA | 5,681.25 | 17,044 | |
| | | 12" LUG PATTERN (CL 150) 316 SSTL HIGH PERFORMANCE BUTTERFLY VALVE W/ GEAR OPERATOR W/ HANDWHEEL (BY OTHERS) | 3 | EA | - | - | *** |
| | | 12" LUG PATTERN (CL 150) 316 SSTL HIGH PERFORMANCE BUTTERFLY VALVE W/ EMO/ OPEN-CLOSE (BY OTHERS) | 3 | EA | - | - | *** |
| **AGS BLOWERS** | | | | | | **87,988** | *** |
| | | 12" FLG ACC PKS - 316 B8M SSTL HEAVY HEX - CL 125/150 FLANGE W/VITON TORUSEAL GASKET (SST X FCA) | 4 | EA | 683.15 | 2,733 | |
| | | 12" FLG ACC PKS - 316 B8M SSTL HEAVY HEX - CL 125/150 FLANGE W/VITON TORUSEAL GASKET (SST X SST) | 1 | EA | 683.15 | 683 | |
| | | 12" FLG ACC PKS - 316 B8M SSTL HEAVY HEX - CL 125/150 FLANGE W/VITON TORUSEAL GASKET (SST X SST-EJ) | 8 | EA | 683.15 | 5,465 | |
| | | 12" LUG BOLT SET CL 125/150 FLG-316 B8M SSTL-CAP BOLTS NO NUTS (NO-GASKET) (SST X SST-LUG-BFV) | 8 | EA | 224.84 | 1,799 | |
| | | 12" FCA NON-RESTRAINED 316 SSTL BDY FOR STL PIPE SIZE W/ 316 SSTL BOLTS - EPDM GASKETS | 4 | EA | 2,645.79 | 10,583 | |
| | | 12" FLG X FLG-304 STAINLESS STEEL EXPANSION JNT-BELLOWS TYPE W/ SSTL 304 CTRL HARNESSING | 4 | EA | 5,681.25 | 22,725 | |
| | | 12" LUG PATTERN (CL 150) 316 SSTL HIGH PERFORMANCE BUTTERFLY VALVE W/ GEAR OPERATOR W/ HANDWHEEL | 4 | EA | 11,000.00 | 44,000 | *** |
| **12" LC** | | | | | | **13,725** | |
| **YARD PIPING PLAN 3** | | | | | | **13,725** | |
| | | 12" C153 FOR PVC PIPE MJ BIT COATED / PERMOX LINED DI 90 ELL | 1 | EA | 1,344.97 | 1,345 | |
| | | 12" C153 FOR PVC PIPE MJ BIT COATED / PERMOX LINED DI 45 ELL | 3 | EA | 1,215.95 | 3,648 | |
| | | 12" WEDGE FITTING RESTRAINT MJ GLAND PACK-SBR GASKET-COR-BLUE B&N'S-FOR CI OD PVC PIPE | 6 | EA | 208.00 | 1,248 | |

| | | | | | | | |
|---|---|---|---|---|---|---|---|
| | | 12" SERRATED RESTRAINT HARNESS W\304 SSTL B&N'S-FOR CIOD PVC PIPE | 5 | EA | 641.00 | 3,205 | |
| | | 12" DR18/ PR235 C900 BJ GSKT PVC PIPE-GREEN | 100 | FT | 42.79 | 4,279 | |
| **12" REJ** | **ADD1** | | | | | **28,946** | |
| **YARD PIPING PLAN 3** | **ADD1** | | | | | **28,946** | |
| | ADI | 12" PC350 DUCTILE IRON PIPE PUSH JNT PERMOX LINED-BITUMINOUS COATED | 120 | FT | 115.64 | 13,877 | |
| | ADI | 12" REST JNT GASKETS SBR | 4 | EA | 254.69 | 1,019 | |
| | ADI | 12" C153 MJ BIT COATED / PERMOX LINED DI 90 ELL | 1 | EA | 1,395.89 | 1,396 | |
| | ADI | 12" C153 MJ BIT COATED / PERMOX LINED DI 45 ELL | 7 | EA | 1,262.06 | 8,834 | |
| | ADI | 12" WEDGE FITTING RESTRAINT MJ GLAND PACK-SBR GASKET-COR-BLUE B&N'S-FOR DI PIPE | 20 | EA | 191.00 | 3,820 | |
| **16" AGI** | | | | | | **307,188** | *** |
| **AGS INFLUENT PS** | | | | | | **307,188** | *** |
| | | 16" X 1'6" DI SPOOL PIECE PERMOX LINED W/ 125# FLG X FLG | 4 | EA | 2,240.25 | 8,961 | |
| | | 16" X 2'0" DI SPOOL PIECE PERMOX LINED W/ 125# FLG X FLG | 8 | EA | 2,466.85 | 19,735 | |
| | | 16" X 2'0" DI SPOOL PIECE PERMOX LINED W/ 125# FLG X FLG W/(1) 1/2" FPT TAP | 4 | EA | 2,805.46 | 11,222 | |
| | | 16" X 2'6" DI SPOOL PIECE PERMOX LINED W/ 125# FLG X FLG W/(1) 2" FPT TAP | 4 | EA | 3,032.06 | 12,128 | |
| | | 16" X 3'0" DI SPOOL PIECE PERMOX LINED W/ 125# FLG X FLG | 8 | EA | 2,921.34 | 23,371 | |
| | | 16" X 1'0" DI SPOOL PIECE PERMOX LINED W/ 125# FLG X PE | 4 | EA | 1,245.01 | 4,980 | |
| | | 16" C110 FLG PRIME COATED / PERMOX LINED DI 90 ELL | 8 | EA | 3,126.81 | 25,014 | |
| | | 16" C110 FLG PRIME COATED / PERMOX LINED DI TEE | 4 | EA | 4,323.78 | 17,295 | |
| | | 16" C110 BLIND FLG PRIME COATED / PERMOX LINED DI BLIND FLG W-2" IP TAP | 4 | EA | 2,562.98 | 10,252 | |
| | | 16" FLG ACC PKS - 316 B8M SSTL HEAVY HEX - CL 125/150 FLANGE W/ SBR GASKET (DI X CV) | 8 | EA | 333.53 | 2,668 | |
| | | 16" FLG ACC PKS - 316 B8M SSTL HEAVY HEX - CL 125/150 FLANGE W/ SBR GASKET (DI X DI) | 32 | EA | 333.53 | 10,673 | |
| | | 16" FLG ACC PKS - 316 B8M SSTL HEAVY HEX - CL 125/150 FLANGE W/ SBR GASKET (DI X FCA) | 4 | EA | 333.53 | 1,334 | |
| | | 16" FLG ACC PKS - 316 B8M SSTL HEAVY HEX - CL 125/150 FLANGE W/ SBR GASKET (DI X PMP) | 8 | EA | 333.53 | 2,668 | |
| | | 16" FLG ACC PKS - 316 B8M SSTL HEAVY HEX - CL 125/150 FLANGE W/ SBR GASKET (DI X PV) | 16 | EA | 333.53 | 5,336 | |
| | | 16" WEDGE ACTION REST FCA DI BODY FOR DI PIPE SIZE W/ 316 SSTL T-BOLTS & NUTS - SBR GASKETS | 4 | EA | 2,692.09 | 10,768 | |
| | | 16" 125LB FLG IRON BODY PLUG VALVE 100% PORT W/ GEAR OPERATOR/ HANDWHEEL | 4 | EA | 7,750.00 | 31,000 | VERIFY TAG NUMBERS; P&ID I34.001 NOT INCLUDED IN PLAN SET |
| | | 16" 125LB FLG IRON BODY PLUG VALVE 100% PORT W/ GEAR OPERATOR/ CHAIN WHEEL (7'10" CL-AFF) | 4 | EA | 8,875.00 | 35,500 | |
| | | 16" 125/150LB FLG IRONBODY AWWA SWING CHECK VALVE W/ OL & W-NO LIMIT SWITCH | 4 | EA | 18,570.29 | 74,281 | VERIFY TAG NUMBERS; P&ID I34.001 NOT INCLUDED IN PLAN SET |
| **16" AGI, 2" ARV** | | | | | | **4,176** | *** |
| **AGS INFLUENT PS** | | | | | | **4,176** | *** |
| | | 2" X 4" DIELECTRIC THREADED NIPPLE | 4 | EA | 49.92 | 200 | |
| | | 2" X 6" 316 SSTL SCH 40 THREADED NIPPLE | 4 | EA | 15.70 | 63 | |
| | | 2" 2 PIECE THREADED 316 STAINLESS BALL VALVE W/ LEVER OP | 4 | EA | 234.75 | 939 | |
| | | 2" IRONBODY - VALVE ONLY WASTEWATER AIR RELEASE W/ FIP THREADED INLET & OUTLET | 4 | EA | 743.75 | 2,975 | VERIFY TAG NUMBERS; P&ID I34.001 NOT INCLUDED IN PLAN SET |
| **16" AGI, 2" BLV** | | | | | | **1,139** | |
| **AGS INFLUENT PS** | | | | | | **1,139** | |
| | | 2" X 4" DIELECTRIC THREADED NIPPLE | 4 | EA | 49.92 | 200 | |
| | | 2" 2 PIECE THREADED 316 STAINLESS BALL VALVE W/ LEVER OP | 4 | EA | 234.75 | 939 | |
| **16" AGI, PIA** | | | | | | **522** | |
| **AGS INFLUENT PS** | | | | | | **522** | |
| | | 1/2" X 3" DIELECTRIC THREADED NIPPLE | 4 | EA | 16.37 | 65 | |
| | | 1/2" 316 SSTL 150# THREADED TEE | 4 | EA | 4.63 | 19 | |
| | | 1/2" X 4" 316 SSTL SCH 40 THREADED NIPPLE | 12 | EA | 3.58 | 43 | |
| | | 1/2" 2 PIECE THREADED 316 STAINLESS BALL VALVE W/ LEVER OP | 8 | EA | 49.43 | 395 | |
| **16" ALP** | | | | | | **4,112** | |
| **AGS BLOWERS** | | | | | | **4,112** | |
| | | 16" FLG ACC PKS - 316 B8M SSTL HEAVY HEX - CL 125/150 FLANGE W/VITON TORUSEAL GASKET (SST X SST) | 3 | EA | 1,370.61 | 4,112 | |
| **16" WLC** | *** | | | | | **234,615** | |
| **YARD PIPING PLAN 3** | *** | | | | | **69,919** | |
| | | 16" PC350 DUCTILE IRON PIPE PUSH JNT PERMOX LINED-BITUMINOUS COATED | 240 | FT | 169.34 | 40,642 | |
| | | 16" REST JNT GASKETS SBR | 12 | EA | 590.33 | 7,084 | |
| | | 16" C153 MJ BIT COATED / PERMOX LINED DI 90 ELL | 1 | EA | 2,377.06 | 2,377 | |
| | ADI | 16" C153 MJ BIT COATED / PERMOX LINED DI 45 ELL | 7 | EA | 1,971.20 | 13,798 | |
| | ADI | 16" WEDGE FITTING RESTRAINT MJ GLAND PACK-SBR GASKET-COR-BLUE B&N'S-FOR DI PIPE | 17 | EA | 354.00 | 6,018 | |
| **AGS BASINS** | | | | | | **164,696** | |
| | | 16" X 2'6" DI SPOOL PIECE PERMOX LINED W/ 125# FLG X FLG | 3 | EA | 2,693.45 | 8,080 | |
| | | 16" X 8'6" DI SPOOL PIECE PERMOX LINED W/ 125# FLG X FLG | 3 | EA | 5,416.51 | 16,250 | |
| | | 16" X 19'0" DI SPOOL PIECE PERMOX LINED W/ 125# FLG X FLG | 10 | EA | 10,181.55 | 101,816 | |
| | | 16" X 5'0" DI SPOOL PIECE PERMOX LINED W/ 125# FLG X PE | 1 | EA | 3,060.38 | 3,060 | |
| | | 16" C110 FLG PRIME COATED / PERMOX LINED DI 90 ELL | 1 | EA | 3,126.81 | 3,127 | |
| | | 16" C110 FLG PRIME COATED / PERMOX LINED DI 45 ELL | 3 | EA | 2,674.14 | 8,022 | |
| | | 16" C110 FLG PRIME COATED / PERMOX LINED DI TEE | 3 | EA | 4,323.78 | 12,971 | |
| | | 16" C110 BLIND FLG PRIME COATED / PERMOX LINED DI BLIND FLG | 1 | EA | 2,363.98 | 2,364 | |
| | | 16" FLG ACC PKS - 316 B8M SSTL HEAVY HEX - CL 125/150 FLANGE W/ SBR GASKET (DI X DI) | 27 | EA | 333.53 | 9,005 | |
| **20" ALP** | | | | | | **45,903** | |

| | | | | | | | |
|---|---|---|---|---|---|---|---|
| **AGS BLOWERS** | | | | | | **45,903** | |
| | | 20" FLG ACC PKS - 316 B8M SSTL HEAVY HEX - CL 125/150 FLANGE W/VITON TORUSEAL GASKET (SST X EJ) | 6 | EA | 1,851.35 | 11,108 | |
| | | 20" FLG ACC PKS - 316 B8M SSTL HEAVY HEX - CL 125/150 FLANGE W/VITON TORUSEAL GASKET (SST X SST) | 1 | EA | 1,851.35 | 1,851 | |
| | | 20" FLG X FLG-304 STAINLESS STEEL EXPANSION JNT-BELLOWS TYPE W/ SSTL 304 CTRL HARNESSING | 3 | EA | 10,981.25 | 32,944 | |
| **20" WAS** | | | | | | **230,092** | *** |
| **AGS BASINS** | | | | | | **204,260** | |
| | | 20" X 10'6" DI SPOOL PIECE PERMOX LINED W/ 125# FLG X FLG W/(1) 2" FPT TAP | 3 | EA | 8,762.73 | 26,288 | |
| | | 20" X 19'0" DI SPOOL PIECE PERMOX LINED W/ 125# FLG X FLG | 10 | EA | 13,478.84 | 134,788 | |
| | | 20" X 5'0" DI SPOOL PIECE PERMOX LINED W/ 125# FLG X PE | 1 | EA | 4,081.38 | 4,081 | |
| | | 20" C110 FLG PRIME COATED / PERMOX LINED DI TEE | 3 | EA | 6,929.30 | 20,788 | |
| | | 20" C110 BLIND FLG PRIME COATED / PERMOX LINED DI BLIND FLG | 1 | EA | 4,337.47 | 4,337 | |
| | | 20" FLG ACC PKS - 316 B8M SSTL HEAVY HEX - CL 125/150 FLANGE W/ SBR GASKET (DI X DI) | 19 | EA | 735.62 | 13,977 | |
| **WAS SURGE TANK PS** | | | | | | **25,832** | *** |
| | | 20" C110 FLG PRIME COATED / PERMOX LINED DI 90 ELL | 1 | EA | 5,056.65 | 5,057 | |
| | | 20" X 3'0" FLG X WC X FLG WALL PIPE PERMOX LINED (DWG. M00.504/6) (PARTIALLY SUBMERGED) | 1 | EA | 4,568.05 | 4,568 | |
| | | 20" FLG ACC PKS - 316 B8M SSTL HEAVY HEX - CL 125/150 FLANGE W/ SBR GASKET (DI X DI) | 1 | EA | 735.63 | 736 | |
| | | 20" FLG ACC PKS - 316 B8M SSTL HEAVY HEX - CL 125/150 FLANGE W/ SBR GASKET (DI X PV) | 2 | EA | 735.63 | 1,471 | |
| | | 20" 125LB FLG IRON BODY PLUG VALVE 100% PORT W/ GEAR OPERATOR/ HANDWHEEL | 1 | EA | 14,000.00 | 14,000 | PV-37001 |
| **20" WAS, 2" BLV** | | | | | | **854** | *** |
| **AGS BASINS** | | | | | | **854** | *** |
| | | 2" X 4" DIELECTRIC THREADED NIPPLE | 3 | EA | 49.92 | 150 | |
| | | 2" 2 PIECE THREADED 316 STAINLESS BALL VALVE W/ LEVER OP | 3 | EA | 234.75 | 704 | *** |
| **24" AGE** | *** | | | | | **430,805** | |
| **YARD PIPING PLAN 4** | *** | | | | | **208,794** | |
| | | 24" PC250 DUCTILE IRON PIPE PUSH JNT PERMOX LINED-BITUMINOUS COATED | 460 | FT | 274.01 | 126,045 | |
| | | 24" REST JNT GASKETS SBR | 23 | EA | 1,145.40 | 26,344 | |
| | | 24" C153 MJ BIT COATED / PERMOX LINED DI 90 ELL | 2 | EA | 5,089.29 | 10,179 | |
| | ADI | 24" C153 MJ BIT COATED / PERMOX LINED DI 45 ELL | 8 | EA | 3,849.61 | 30,797 | |
| | ADI | 24" WEDGE FITTING RESTRAINT MJ GLAND PACK-SBR GASKET-COR-BLUE B&N'S-FOR DI PIPE | 20 | EA | 771.50 | 15,430 | |
| **YARD PIPING PLAN 5** | *** | | | | | **170,871** | |
| | | 24" PC250 DUCTILE IRON PIPE PUSH JNT PERMOX LINED-BITUMINOUS COATED | 320 | FT | 274.01 | 87,683 | |
| | | 24" REST JNT GASKETS SBR | 16 | EA | 1,145.40 | 18,326 | |
| | ADI | 24" C153 MJ BIT COATED / PERMOX LINED DI 45 ELL | 10 | EA | 3,849.61 | 38,496 | |
| | | 24" C153 MJ BIT COATED / PERMOX LINED DI LONG SLEEVE | 1 | EA | 3,533.95 | 3,534 | |
| | ADI | 24" WEDGE FITTING RESTRAINT MJ GLAND PACK-SBR GASKET-COR-BLUE B&N'S-FOR DI PIPE | 22 | EA | 771.50 | 16,973 | |
| | | 30" X 1'6" PE X WC X PE 316 SSTL WALL SLEEVES | 1 | EA | 4,787.50 | 4,788 | |
| | | 24" MODEL S-316 MODULAR SEAL FOR DI/CI OD PVC/DIPS HDPE FOR STEEL WALL SLEEVE (QUOTED PER LINK-REQUIRES 32 EA-LS-475S LINKS PER SEAL) | 64 | EA | 16.73 | 1,071 | |
| **AGS BASINS** | | | | | | **51,140** | |
| | | 24" X 5'0" DI SPOOL PIECE PERMOX LINED W/ 125# FLG X FLG | 1 | EA | 6,454.24 | 6,454 | |
| | | 24" X 16'0" DI SPOOL PIECE PERMOX LINED W/ 125# FLG X FLG | 1 | EA | 14,616.98 | 14,617 | |
| | | 24" X 5'0" DI SPOOL PIECE PERMOX LINED W/ 125# FLG X PE | 1 | EA | 5,102.37 | 5,102 | |
| | | 24" C110 FLG PRIME COATED / PERMOX LINED DI 90 ELL | 2 | EA | 7,787.06 | 15,574 | |
| | | 24" X 3'0" FLG X WC X PE WALL PIPE PERMOX LINED (DWG. M00.504/5) | 1 | EA | 4,400.68 | 4,401 | |
| | | 24" FLG ACC PKS - 316 B8M SSTL HEAVY HEX - CL 125/150 FLANGE W/ SBR GASKET (DI X DI) | 5 | EA | 998.33 | 4,992 | |
| **24" AGI** | *** | | | | | **268,098** | *** |
| **YARD PIPING PLAN 1** | *** | | | | | **71,800** | |
| | | 24" PC250 DUCTILE IRON PIPE PUSH JNT PERMOX LINED-BITUMINOUS COATED | 100 | FT | 274.01 | 27,401 | |
| | | 24" REST JNT GASKETS SBR | 5 | EA | 1,145.40 | 5,727 | |
| | | 24" C153 MJ BIT COATED / PERMOX LINED DI 90 ELL | 1 | EA | 5,089.29 | 5,089 | |
| | ADI | 24" C153 MJ BIT COATED / PERMOX LINED DI 45 ELL | 5 | EA | 3,849.61 | 19,248 | |
| | | 24" C153 MJ BIT COATED / PERMOX LINED DI LONG SLEEVE | 1 | EA | 3,533.95 | 3,534 | |
| | ADI | 24" WEDGE FITTING RESTRAINT MJ GLAND PACK-SBR GASKET-COR-BLUE B&N'S-FOR DI PIPE | 14 | EA | 771.50 | 10,801 | |
| **AGS INFLUENT PS** | | | | | | **193,983** | *** |
| | | 24" X 2'6" DI SPOOL PIECE PERMOX LINED W/ 125# FLG X FLG | 1 | EA | 4,598.95 | 4,599 | |
| | | 24" X 3'6" DI SPOOL PIECE PERMOX LINED W/ 125# FLG X FLG | 1 | EA | 5,341.84 | 5,342 | |
| | | 24" X 7'6" DI SPOOL PIECE PERMOX LINED W/ 125# FLG X FLG | 2 | EA | 8,309.53 | 16,619 | |
| | | 24" X 8'0" DI SPOOL PIECE PERMOX LINED W/ 125# FLG X FLG | 4 | EA | 8,680.33 | 34,721 | |
| | | 24" X 9'6" DI SPOOL PIECE PERMOX LINED W/ 125# FLG X FLG W/4 EA 4" TOL & 2 EA 2" TOL | 1 | EA | 15,215.67 | 15,216 | REF DRWG M34.301, SECTION C. CONTRACTOR TO VERIFY SIZE OF OUTLETS. NOT CALLED OUT ON DRAWING |
| | | 24" X 5'0" DI SPOOL PIECE PERMOX LINED W/ 125# FLG X PE | 1 | EA | 5,102.36 | 5,102 | |
| | | 24" C110 FLG PRIME COATED / PERMOX LINED DI 90 ELL | 1 | EA | 7,787.05 | 7,787 | |
| | | 24" X 16" C110 FLG PRIME COATED / PERMOX LINED DI 90 ELL | 2 | EA | 7,187.31 | 14,375 | |
| | | 24" C110 FLG PRIME COATED / PERMOX LINED DI TEE | 1 | EA | 10,811.85 | 10,812 | |

| | | | | | | | |
|---|---|---|---|---|---|---|---|
| | 24" X 16" C110 FLG PRIME COATED / PERMOX LINED DI TEE | 6 | EA | 7,802.84 | 46,817 | | |
| | 24" C110 BLIND FLG PRIME COATED / PERMOX LINED DI BLIND FLG W-2" IP TAP | 1 | EA | 6,839.40 | 6,839 | | |
| | 24" FLG ACC PKS - 316 B8M SSTL HEAVY HEX - CL 125/150 FLANGE W/ SBR GASKET (DI X DI) | 19 | EA | 998.32 | 18,968 | | |
| | 24" FLG ACC PKS - 316 B8M SSTL HEAVY HEX - CL 125/150 FLANGE W/ SBR GASKET (DI X FCA) | 1 | EA | 998.33 | 998 | | |
| | 24" WEDGE ACTION REST FCA DI BODY FOR DI PIPE SIZE W/ 316 SSTL T-BOLTS & NUTS - SBR GASKETS | 1 | EA | 5,787.20 | 5,787 | | |
| **AGS BASINS** | | | | | **2,315** | | |
| | 24" WEDGE FITTING RESTRAINT MJ GLAND PACK-SBR GASKET-COR-BLUE B&N'S-FOR DI PIPE | 3 | EA | 771.50 | 2,315 | | |
| **24" AGI, 2" ARV** | | | | | **1,044** | *** | |
| **AGS INFLUENT PS** | | | | | **1,044** | *** | |
| | 2" X 4" DIELECTRIC THREADED NIPPLE | 1 | EA | 49.93 | 50 | | |
| | 2" X 6" 316 SSTL SCH 40 THREADED NIPPLE | 1 | EA | 15.70 | 16 | | |
| | 2" 2 PIECE THREADED 316 STAINLESS BALL VALVE W/ LEVER OP | 1 | EA | 234.75 | 235 | | |
| | 2" IRONBODY - VALVE ONLY WASTEWATER AIR RELEASE W/ FIP THREADED INLET & OUTLET | 1 | EA | 743.75 | 744 | VERIFY TAG NUMBERS; P&ID I34.001 NOT INCLUDED IN PLAN SET | |
| **24" WAS** | | | | | **56,526** | | *** |
| **AGS BASINS** | | | | | **56,526** | | *** |
| | 24" X 16" C110 FLG PRIME COATED / PERMOX LINED DI 90 ELL | 3 | EA | 7,187.31 | 21,562 | | |
| | 24" X 20" C110 FLG PRIME COATED / PERMOX LINED DI 90 ELL | 3 | EA | 7,661.48 | 22,984 | | |
| | 24" FLG ACC PKS - 316 B8M SSTL HEAVY HEX - CL 125/150 FLANGE W/ SBR GASKET (DI X PV) | 12 | EA | 998.33 | 11,980 | | |
| | 24" 125LB FLG IRON BODY PLUG VALVE 100% PORT W/ EMO/ OPEN-CLOSE SERVICE (BY OTHERS) | 6 | EA | - | - | | *** |
| **30" AGI** | | | | | **115,176** | | *** |
| **AGS BASINS** | | | | | **115,176** | | *** |
| | 30" X 24" C153 MJ BIT COATED / PERMOX LINED DI CONC RED | 3 | EA | 9,928.01 | 29,784 | | |
| | 30" WEDGE FITTING RESTRAINT MJ GLAND PACK-SBR GASKET-COR-BLUE B&N'S-FOR DI PIPE | 3 | EA | 1,883.50 | 5,651 | | |
| | 30" X 4'0" DI SPOOL PIECE PERMOX LINED W/ 125# FLG X FLG | 1 | EA | 8,926.24 | 8,926 | | |
| | 30" X 4'0" DI SPOOL PIECE PERMOX LINED W/ 125# FLG X PE | 3 | EA | 6,523.76 | 19,571 | | |
| | 30" C110 FLG PRIME COATED / PERMOX LINED DI 90 ELL | 3 | EA | 12,278.95 | 36,837 | | |
| | 30" FLG ACC PKS - 316 B8M SSTL HEAVY HEX - CL 125/150 FLANGE W/ SBR GASKET (DI X DI) | 4 | EA | 1,440.71 | 5,763 | | |
| | 30" FLG ACC PKS - 316 B8M SSTL HEAVY HEX - CL 125/150 FLANGE W/ SBR GASKET (DI X PV) | 6 | EA | 1,440.71 | 8,644 | | |
| | 30" 125LB FLG IRON BODY PLUG VALVE 100% PORT W/ EMO/ OPEN-CLOSE SERVICE (BY OTHERS) | 3 | EA | - | - | | *** |
| **30" WAS** | | | | | **314,653** | | |
| **AGS BASINS** | | | | | **314,653** | | |
| | 30" X 2'0" DI SPOOL PIECE PERMOX LINED W/ 125# FLG X FLG | 6 | EA | 6,864.95 | 41,190 | | |
| | 30" X 3'0" DI SPOOL PIECE PERMOX LINED W/ 125# FLG X FLG (SUBMERGED) | 3 | EA | 7,893.66 | 23,681 | | |
| | 30" C110 FLG PRIME COATED / PERMOX LINED DI 45 ELL (SUBMERGED) | 6 | EA | 11,730.55 | 70,383 | | |
| | 30" C110 FLG PRIME COATED / PERMOX LINED DI TEE | 3 | EA | 18,086.30 | 54,259 | | |
| | 30" X 24" C110 FLG PRIME COATED / PERMOX LINED DI CONC RED | 6 | EA | 10,567.56 | 63,405 | | |
| | 30" X 5'0" FLG X WC X FLG WALL PIPE PERMOX LINED (DWG. M00.504/6) (PARTIALLY SUBMERGED) | 3 | EA | 10,493.12 | 31,479 | | |
| | 30" FLG ACC PKS - 316 B8M SSTL HEAVY HEX - CL 125/150 FLANGE W/ SBR GASKET (DI X DI) | 9 | EA | 1,440.71 | 12,966 | | |
| | 30" FLG ACC PKS - 316 B8M SSTL HEAVY HEX - CL 125/150 FLANGE W/ SBR GASKET (DI X DI) (SUBMERGED) | 9 | EA | 1,440.71 | 12,966 | | |
| | 30" FLG ACC PKS - 316 B8M SSTL HEAVY HEX - CL 125/150 FLANGE W/ SBR GASKET (DI X EQPT) (SUBMERGED) | 3 | EA | 1,440.71 | 4,322 | | |
| **36" AGI** | | | | | **116,543** | | |
| **AGS BASINS** | | | | | **116,543** | | |
| | 36" X 30" C110 FLG PRIME COATED / PERMOX LINED DI 90 ELL | 3 | EA | 18,962.01 | 56,886 | | |
| | 36" X 5'0" FLG X WC X FLG WALL PIPE PERMOX LINED (DWG. M00.504/6) (PARTIALLY SUBMERGED) | 3 | EA | 14,416.14 | 43,248 | | |
| | 36" FLG ACC PKS - 316 B8M SSTL HEAVY HEX - CL 125/150 FLANGE W/ SBR GASKET (DI X DI) | 3 | EA | 2,734.69 | 8,204 | | |
| | 36" FLG ACC PKS - 316 B8M SSTL HEAVY HEX - CL 125/150 FLANGE W/ SBR GASKET (DI X EQPT) (SUBMERGED) | 3 | EA | 2,734.69 | 8,204 | | |
| **MISC** | | | | | **391,743** | *** | |
| **MISCELLANEOUS YARD** | | | | | **2,593** | | |
| | 8 MIL BLACK 20" - 300' 3"-8" DIP | 3 | ROLL | 187.50 | 563 | | |
| | 8 MIL BLACK 34" - 300' 14"-16" DIP | 1 | ROLL | 318.06 | 318 | | |
| | 8 MIL BLACK 54" - 150' 24" DIP | 6 | ROLL | 254.19 | 1,525 | | |
| | 2" X 100' BLACK POLY TAPE | 20 | ROLL | 9.38 | 188 | | |
| **MISCELLANEOUS** | | | | | **389,150** | *** | |
| | STAINLESS STEEL FLANGE ADDER - ADD IF NEEDED | 1 | LS | 53,550.00 | 53,550 | ***ADDER TO REMOVE FIELD WELDING*** | |
| | STAINLESS STEEL PACKAGE PER ATTACHED SCOPE | 1 | LS | 335,600.00 | 335,600 | | |
| **SUBMITTALS AND O&M MANUALS** | | | | | **15,000** | | |
| **SUBMITTALS AND O&M MANUALS** | | | | | **15,000** | | |
| | LINE DRAWINGS | 15 | EA | 1,000.00 | 15,000 | | |
| | O&M MANUAL CHARGE PER SPECIFICATIONS | 1 | EA | - | - | | |
| | **Total** | | | | **2,994,636** | | |

| | | |
|---|---|---|
| Ductile Iron Pipe Package | $ | 1,877,882 |
| Carbon Steel Fabrication Package | $ | - |
| Stainless Steel Fabrication Package | $ | 389,150 |
| Fiberglass Reinforced Pipe Package | $ | - |
| Process Valve Package | $ | 222,581 |
| Pipe Support Package | $ | - |
| Project Misc Package | $ | 505,023 |
| Additional Packages | $ | - |
| **PACKAGE TOTALS** | **$** | **2,994,636** |

Report by PACKAGE SUMMARY

| ID | DESCRIPTION | AMOUNT |
|---|---|---|
| 0010.000 | DUCTILE IRON PIPE PUSH JNT BITUMINOUS COATED | 363,959 |
| 0090.000 | DUCTILE IRON PIPE GASKETS | 69,565 |
| 0100.000 | C153 MECH JOINT DI FTGS IMP | 176,784 |
| 0120.000 | C153 MECH JOINT FOR PVC PIPE DI FTGS IMP | 19,861 |
| 0300.000 | C153 MJ GLAND PACKS-ACCESS IMP | 1,571 |
| 0360.000 | RESTRAINTS - FITTING / PIPE / COUPLING IMP | 80,780 |
| 0380.000 | UNDERGROUND PIPE ACCESSORIES | 2,593 |
| 0415.000 | FABRICATED DI 125# FLG SPOOLS | 601,104 |
| 0470.000 | C110 FLANGED DI FTGS IMP | 557,088 |
| 0530.000 | FABRICATED DI WALL PIPE | 89,521 |
| 0560.000 | WALL SLEEVES IMP | 5,600 |
| 0580.000 | MODULAR WALL SEALS | 1,295 |
| 0625.000 | 316 STAINLESS STEEL FLANGE PACKS CL 125/150 FLANGE ACCESSORY KITS | 190,903 |
| 0680.000 | LUG SETS (NO GASKET) | 5,806 |
| 0690.000 | STUD KITS W/ GASKET | 498 |
| 0730.000 | FLANGE ISOLATION KIT | 1,075 |
| 0855.000 | FCA NON-RESTRAINED | 10,583 |
| 0880.000 | FCA RESTRAINED DOM | 16,556 |
| 0970.000 | QUICK DISCONNECT FITTINGS | 2,004 |
| 1050.000 | STAINLESS STEEL PIPE EXPANSION JOINTS | 72,713 |
| 1150.000 | PVC PRESSURE PIPE - GASKETED BELL JOINT | 8,613 |
| 1190.000 | PVC / CPVC PRESSURE PIPE - SOLVENT WELD | 1,056 |
| 1200.000 | PVC-CPVC SOLVENT WELD FTGS | 755 |
| 1480.000 | CI / MI / STEEL - FITTINGS & NIPPLES DOM | 1,595 |
| 1500.000 | STAINLESS STEEL PIPE | 14,866 |
| 1520.000 | STAINLESS STEEL FITTINGS & NIPPLES | 1,547 |
| 1560.000 | STAINLESS STEEL PACKAGE | 389,150 |
| 1660.000 | POLY TUBING INSERT FTGS | 263 |
| 1675.000 | WATERWORKS SERVICE BRASS VALVES DOM | 1,128 |
| 1850.000 | SMALL DIAMETER VALVES | 12,687 |
| 1860.000 | SMALL DIAMETER VALVES DOM | 269 |
| 1870.000 | HOSE & ACCESSORIES | 12,435 |
| 1900.000 | FIRE HYDRANTS | 4,117 |
| 2030.000 | PLANT VALVE EXTRAS | 15,000 |
| 2050.000 | MUD VALVES | 16,185 |
| 2145.000 | AWWA GATE VALVES IRONBODY IMP | 10,272 |
| 2210.000 | BUTTERFLY VLV - 316 SSTL HI PERFRM | 44,000 |
| 2310.000 | PLUG VALVES | 93,844 |
| 2430.000 | CHECK VALVES | 79,531 |
| 2470.000 | AIR VALVES | 5,206 |
| 2590.000 | VALVE / CURB BOXES | 6,750 |
| 2610.000 | VALVE ACCESSORIES | 5,509 |

| Total | 2,994,636 |
|---|---|

# Rental Quotation

7532 Malta Lane
Tampa, FL 33637
Direct (813) 248-2495

| Customer Information | | General Information | | | Job Information | |
|---|---|---|---|---|---|---|
| Company: | PCL CONSTRUCTION-WATER DIVISION | Date: | 5/29/26 | | Street: | SEWRF-MANATEE COUNTY |
| Attention: | CHRISTIAN SCHULTZ | Requested By: | CHRISTIAN SCHULTZ | | City, St, Zip: | |
| Phone: | 813-344-3736 | Payment Terms: | *NET 30* | | Contact: | |
| email: | | Quote Good From: | 5/29/26 | To 8/29/26 | Phone: | |
| | | | | | PO #: | *TBD* |

## Rental Information

| QTY | Model | Description | Daily Rate Each | Daily Rate Total | Weekly Rate Each | Weekly Rate Total | Monthly Rate Each | Monthly Rate Total | Weight Each | Weight Total |
|---|---|---|---|---|---|---|---|---|---|---|
| 1 | HT6 1020KE | 10X20 STEEL KNIFE EDGE TRENCH SHIELD | $413.00 | **$413.00** | $826.00 | **$826.00** | $2,478.00 | **$2,478.00** | 12900 | **12900** |
| | | 6" DOUBLE WALLS-85" CLEARANCE | | | | | | | | |
| 4 | SP-72-1 | 6' STEEL SPREADERS | $0.00 | **$0.00** | $0.00 | **$0.00** | $0.00 | **$0.00** | 300 | **1200** |
| | | 8"SCHEDULE 80 PIPE | | | | | | | | |
| 8 | SP-PINS | SPREADER PINS | $0.00 | **$0.00** | $0.00 | **$0.00** | $0.00 | **$0.00** | 10 | **80** |
| | | *Rental Material Totals:* | $413.00 | | $826.00 | | $2,478.00 | | | |
| *1* | | *Delivery:* | | *$322.00* | | *$322.00* | | *$322.00* | | |
| *1* | | *Pick-Up:* | | *$322.00* | | *$322.00* | | *$32.00* | | |
| | | Totals: | | | | | | | | 14180 |
| X | *= Tax will be calculated on later invoice* | Tax: | | | | | | | | Total Loads: |
| | *=Tax calculated at: 7.50% sales tax* | Grand Totals: | $1,057.00 | | $1,470.00 | | $3,122.00 | | | 1 |
| | | | Daily Rental | | Weekly Rental | | Monthly Rental | | | |

Last Revised 6/25/15
BY CR

*Note: Each load is Calculated at Max Carry lbs. of:* ***46000***

## Consultant Information

Consultant: MATT SPEER
Branch: Tampa
Mobile: 813-408-1000
email: MatthewSpeer@NTSafety.com

**Special Notes:**
**If you need anything else feel free to call me 24/7.**
**Respectfully,**

**Matthew W. Speer**

**Please, do not hesitate to contact us at any time with questions or concerns.**
***Thank You for choosing National Trench Safety, an official Efficiency Production, Inc. trench shielding and shoring equipment distributor.***

# AMHERST MAINTENANCE, INC.

## *PROPOSAL*

November 11, 2025

PCL Construction Inc
1050 North Dale Blvd
Tampa FL 33609

Attention: Thomas Skehan

Re: Manatee County SERWRF Capacity Improvements Project- Phase B . Proposed price is based on specifications and drawings

**SCOPE OF WORK**

**ITEM INCLUDED**

***New Electrical Building #4…….$ 31,500.00**
***New AGS Influent Pump Station……...$ 32,000.00**
***New AGS WAS Pump Station……$ 6,000.00**
***New AGS Basin and AGS WAS Surge Tank……$ 2,380,000.00**
***New AGS Blowers……$ 50,000.00**
***Yard Piping……..……$ 28,000,00**

**SECTIONS INCLUDED**

1. **Section 09970 (Surface protection Spray System)**
2. **Section 09900 (Painting)**
3. **Section 07900 (Joint Sealants)**

**TOTAL AMOUNT ……$2,527,500.00**

**Price includes all labor, material scaffolding, insurances bonding and supervision**

920 Harbor Lake Court, Safety Harbor Florida 34695
Phone (727) 781-6500 Fax (727) 726-8729 Email: AmherstMaintenance@verizon.net

**PROPOSAL**

May 21, 2026

To: To All Bidding Contractors

**SUBJECT: WEMCO PUMPING EQUIPMENT**
**JOB: MANATEE COUNTY, FL**
**SERWRF CAPACITY IMPROVEMENTS**
**PROPOSAL NO.: 2229262**

Thank you for your inquiry for WEMCO equipment. We are pleased to offer our quotation as described below:

**Section 11424**
**Screw-Induced Flow Centrifugal Pumps**

**AGS WAS Pumps**
**Tag Numbers: P-37101, P-37102**
**Qty. (2)** 6" X 8" MODEL SFE8-T-BFE2W WEMCO horizontal, screw centrifugal pump, complete with;

- ASTM A48 cast iron case, back plate and impeller flange
- Hi-chrome iron (450 Bhn) screw centrifugal impeller
- Hi-chrome iron (450 Bhn) liner
- AES flushless tandem mechanical seal (tungsten carbide vs. silicon carbide)
- 10 Hp, 1200RPM, premium efficient, 256T frame, electric motors
    - 1.25 Service Factor
    - Winding thermostats, normally closed
    - Impro seals
    - 3/60/460V
    - Routine test
- Directly connected, pump/motor arrangement
- Rexnord, VIVA spacer coupling
- OSHA approved coupling guard
- Non-witnessed performance test, PE certified
- Non-witnessed hydrostatic test
- Spare parts for each group of pumps, to include; 1-mechanical seal, 1-set of pump bearings, 1-set of pump o-rings
- Bearing life calculations
- Anchorage calculations
- Freight to jobsite
- Start-up by Trillium field engineers
    - (1) trip, (4) 8-hr days for inspection, functional and performance testing, start-up assistance and maintenance training.

**Following items are included in the scope:**

- Tnemec high performance coatings
- Certified performance tests

**Following items are NOT included in the scope:**

- Field hardware, concrete fasteners.
- Anchor bolts
- Controls of any kind including: variable speed drives, control panels, starters
- Valves, or gauges

**Technical Comments:**

Section 11424

- 2.03.H: Anchor bolts are not included in this proposal and to be provided by others.
- Pump Data Sheet
    - Using the synchronous motor speed of 1160 rpm, the rated condition will be 1140 gpm at 17 ft. TDH. The secondary condition at 1160 rpm will 1700 gpm at 7 ft. TDH.
    - The pump package is provided with a 10 hp, 1200 rpm, with a 1.25 service factor. A 7.5 hp motor is insufficient to cover the complete pump curve.

Section 16220

- 1.03 & 2.03.B.2: Motors are designed and built per NEMA MG-1 standard.
- 1.07: Motor shall have a warranty period of 36 months from the date stalled, not to exceed 42 months from the date of shipment, whichever occurs first.
- 2.02.B.1: Motors are provided as 460V.
- 2.03.A.3: Motor service factor will be 1.25.
- 2.03.B.4: Motor will provide a 696% minimum inrush.
- 2.03.B.12: Motors shall have 304 stainless steel nameplates with data in accordance with NEMA MG1 with laser etched letterings.
- 2.03.B.11: Screens are not available on open motors.
- 2.03.D.3: Motor shaft shall be made of 1045 hot rolled steel.

**Document and Shipment Schedule:**

Document submittal: 8-10 weeks after receipt of order
Shipment: 26-28 weeks after executed PO and submittal approval

**Price:** **$125,936.00**

## Terms and Conditions

**SCOPE OF SUPPLY:** Only that material detailed in this quotation is being offered. No assumptions should be made that anything not specifically specified is included.

**QUALITY STANDARDS:** Trillium Pumps USA INC is an ISO ISO 9001:2015 certified plant.

**PRICE BASIS:** This offer is valid for 30 days from date issued. Quoted prices are based on current material and commodity rates. Due to the volatility of both, market prices may change and must be confirmed at the time of order placement.

Pricing is F.O.B. jobsite, Full Freight Allowed. Detailed receiving inspection is required within 72 hours of delivery and notification of damage claims must occur within 5 working days of delivery. No taxes or duties of any kind are included.

**PRICE:** Price quoted is for all items purchased at one time. In the event of a partial order, we will review and adjust accordingly. ESCALATION CLAUSE: In the event of a delay of two weeks or more or the increase of actual costs of goods and/or services of 5% or more, occurring between the effective date and the date of shipment from causes beyond the reasonable control of the Company, including but not limited to any foreign exchange fluctuation, import or export duties, costs of labor, transportation, materials or other costs of manufacture, any change in delivery dates, quantities or specifications for the goods requested by the Customer, or any delay caused by any instructions or omissions by the Customer, the contract price or contract requirements will be equitably adjusted via written notice to the Customer at any time prior to shipment.

**SHIPMENT:** Approximately 26-28 weeks after receipt of approved purchase order and/or final approval of submittal and drawings.

**START-UP:** Included.

**TERMS AND CONDITIONS:** The Terms and Conditions of Sale attached hereto as Trillium Global Terms and Conditions of Sale (May 2025) ("these Terms") apply to the sale of goods and ancillary services (collectively, "Goods") by Seller to its customer (the "Buyer"). These Terms are the only terms and conditions, oral or written, applying to the sale of Goods to Buyer except for additional terms consistent with these Terms regarding prices, quantities, and the description of the Goods as set forth in an order form accepted by Seller ("Order"). Seller expressly rejects any additions to or modifications of these Terms, or terms and conditions in Buyer's purchase Order(s). Buyer's assent to these Terms is conclusively established by Buyer's: (i) issuance or placement of a purchase Order or (ii) acceptance of any of the Goods covered by these Terms.

**PAYMENT TERMS:** 100% Net 30 days (subject to credit approval). Purchase orders must be made out to Trillium Pumps USA INC.

Thank you for the opportunity of submitting our proposal on WEMCO pumping equipment, and if we may be of further service, please contact our representative in your area:

TSC Jacobs North
24156 SR54, Suite 3
Lutz, FL 33559
Tel: (813) 242-2660, Fax: (813) 242-2597

Or you can contact this office directly.

Sincerely,

Bill Pavao
Applications Engineer III
Trillium Pumps USA Inc.
2494 Railroad Ave.
Fresno, CA 93706-5109
M: 801-712-4586
E: bill.pavao@Trilliumflow.com

# Customer Technical Offer

| | | | |
|---|---|---|---|
| Customer | TSC-Jacobs - North Office | Size / Stages | SFE8-T Horizontal / 1 |
| Item number | P-37101, P-37102 | Pump speed | 1,160 |
| Customer reference | | Quote number | 2229262 |

## Pump

| Qty | Description |
|---|---|
| 2 | *SFE8-T Horizontal* |
| | **Wet End** |
| | **Pump Options** |
| | Cast Iron Case |
| | **Liner Material** |
| | High Chrome Liner (regulable) |
| | Grooved Liner |
| | Buna Wet End O-rings |
| | Steel Pump Hardware |
| | High Chrome Impeller |
| | **Bearing Frame** |
| | **Bearing Frame** |
| | Cast Iron Bearing Frame |
| | BFE2W Bearing Frame |
| | **Pump Sealing** |
| | **Pump sealing** |
| | Seal Type: Tandem Mechanical Seal |
| | AES Tandem Mechanical Seal |
| | Cast iron seal housing |
| | **Driver** |
| | **Motors** |
| | Trillium Supplied Motor: Trillium Supplied Motor |
| | 10HP 256T 1200RPM Premium Efficiency TEFC Horizontal Motor |
| | All motors are sized and selected in accordance with Hydraulic Institute Grade 2 - 2B performance test acceptance grades and tolerances which adds 8% to the rated horsepower requirement of the pump. This calculation has not changed the rated horsepower or efficiency shown on the Performance Data Sheet. View the link for more information from Hydraulic Institute. |
| | Motor manufacturer - Trillium Standard |
| | **Motor options** |
| | Motor Thermostats (3 per motor) |
| | Routine Motor Test Report |
| | **Baseplate and Drive** |
| | Direct Drive Baseplate |
| | Steel Baseplate |
| | Trillium Standard Baseplate Design |
| | Steel Baseplate Hardware |
| | Fiberglass/Polyethylene Guards |
| | Coupling - Trillium Standard |
| | **Protective Coatings** |
| | **Paint type** |
| | Epoxy 2 Coat Paint - Blue (Prime and Top Coat) - Option #8A |
| | Unless otherwise noted all motors will be supplied with manufacturer's standard coating only |
| | **Packing & Shipping** |
| | **Shipping** |
| | No Boxing |
| | Trillium Decision Carrier |
| | **Freight Rates** |
| | Freight Rates - Florida: Florida |
| | **Material Testing** |
| | **Material Testing** |
| | No Hardness Testing |

# Pump

| Qty | Description |
|---|---|
| | No Non-Destructive Testing |
| | **Testing** |
| | **Testing** |
| | Testing Required |
| | **Performance Testing** |
| | 5 Point Performance Test, Single Speed |
| | Performance Test: Full Package Test |
| | Customer Approval |
| | PE Certified |
| | **Hydrostatic Testing** |
| | Hydrostatic Test |
| | Customer Approval |
| | PE Certified |
| | **Spare Parts / Accessories** |
| | **Spare Parts and Accessories Group** |
| | Spare parts to include: 1-set of pump bearings, 1-set of o-rings, 1-set of mechanical seals |
| | Bearing life calculations |
| | Seismic calculations |
| | **Documentation** |
| | Submittal Review Period (weeks): 0 |
| | Test Curve Review Period (weeks): 0 |
| | **Estimated Weights** |
| | Bareshaft Pump: 546.0 lb |
| | Baseplate: 200.0 lb |
| | Driver: 315.0 lb |
| | Misc. Weight: 0.00 lb |
| | Misc. Weight: 0.00 lb |
| | Misc. Weight: 0.00 lb |
| | Total Per Unit Weight: 1,061.0 lb |

# Pump Performance Datasheet

| | | | |
|---|---|---|---|
| Customer | : TSC-Jacobs - North Office | Quote number | : 2229262 |
| Customer reference | : | Size | : SFE8-T Horizontal |
| Item number | : P-37101, P-37102 | Stages | : 1 |
| Service | : AGS WAS Pumps | Based on curve number | : P25-D117 |
| Quantity | : 2 | Date last saved | : 30 Oct 2025 9:08 AM |

## Operating Conditions

| | |
|---|---|
| Flow, rated | : 1,000 USgpm |
| Differential head / pressure, rated (requested) | : 17.0 ft |
| Differential head / pressure, rated (actual) | : 19.2 ft |
| Suction pressure, rated / max | : 0.00 / 0.00 psi.g |
| NPSH available, rated | : Ample |
| Site Supply Frequency | : 60 Hz |

## Performance

| | |
|---|---|
| Speed criteria | : Synchronous |
| Speed, rated | : 1160 rpm |
| Speed, maximum | : 1800 rpm |
| Speed, minimum | : 800 rpm |
| Efficiency | : 74.59 % |
| NPSH required / margin required | : - / 0.00 ft |
| Ns (imp. eye flow) / Nss (imp. eye flow) | : 4,818 / - US Units |
| MCSF | : 464 USgpm |
| Head maximum, rated speed | : 47.3 ft |
| Head rise to shutoff | : 146.77 % |
| Flow, best eff. point | : 1,140 USgpm |
| Flow ratio, rated / BEP | : 87.75 % |
| Speed ratio (rated / max) | : 64.44 % |
| Head ratio (rated speed / max speed) | : 30.80 % |
| Cq/Ch/Ce/Cn [ANSI/HI 9.6.7-2010] | : 1.00 / 1.00 / 1.00 / 1.00 |
| Selection status | : Acceptable |

## Liquid

| | |
|---|---|
| Liquid type | : User defined |
| Additional liquid description | : WAS |
| Solids diameter, max | : 0.00 in |
| Solids concentration, by volume | : 3.00 % |
| Temperature, max | : 68.00 deg F |
| Fluid density, rated / max | : 1.000 / 1.100 SG |
| Viscosity, rated | : 1.00 cP |
| Vapor pressure, rated | : 0.00 psi.a |

## Material

| | |
|---|---|
| Material selected | : Standard |

## Pressure Data

| | |
|---|---|
| Maximum working pressure | : 9.12 psi.g |
| Maximum allowable working pressure | : 72.50 psi.g |
| Maximum allowable suction pressure | : N/A |
| Hydrostatic test pressure | : N/A |

## Driver & Power Data (@Max density)

| | |
|---|---|
| Driver sizing specification | : Rated power |
| Margin over specification | : 0.08 % |
| Service factor | : 1.00 |
| Power, hydraulic | : 5.32 hp |
| Power, rated | : 7.13 hp |
| Power, maximum, rated diameter | : 8.40 hp |
| Minimum recommended motor rating | : 7.50 hp / 5.59 kW |

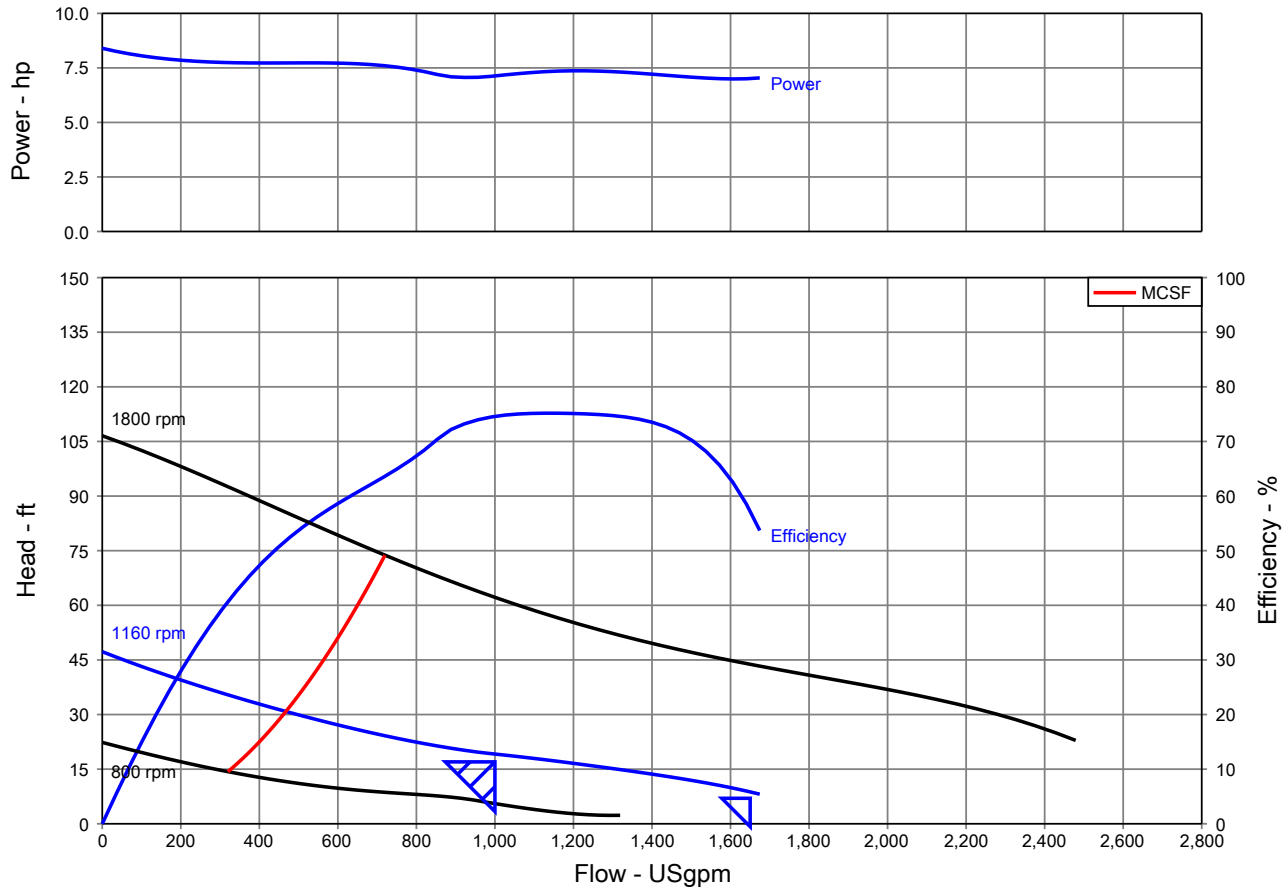

# Construction Datasheet

| | | | |
|---|---|---|---|
| Customer | : TSC-Jacobs - North Office | Quote Number | : 2229262 |
| Project | : | Model / Size | : SFE8-T Horizontal |
| Item number | : P-37101, P-37102 | Stages | : 1 |
| Service | : AGS WAS Pumps | Pump speed | : 1,160 |
| Quantity of pumps | : 2 | Date last saved | : 30 Oct 2025 9:08 AM |

## Construction

| Nozzle | Size | Rating (ANSI) | Face | Pos'n |
|---|---|---|---|---|
| Suction | 8 in | 125 lbs | RF | Left |
| Discharge | 8 in | 125 lbs | RF | Right |

| | |
|---|---|
| Impeller Type | : Screw-Centrifugal |
| Impeller Design | : Non-Clog |
| Pump Orientation | : Horizontal |
| Bearing Type (Rad/Thr) | : Ball/Ball |
| Bearing Lubrication | : Grease |
| Rotation (view from shaft-end) | : CW |

## Materials

| | |
|---|---|
| Casing | : Cast Iron |
| Impeller | : High Chrome |
| - | : High Chrome (regulable) |
| Elastomer | : Buna Wet End O-rings |
| Shaft | : Steel |
| Sleeve | : N/A |

## Baseplate, Connection and Guard

| | |
|---|---|
| Baseplate Type | : Direct Drive |
| Baseplate Material | : Steel |
| Orientation | : Horizontal |
| Connection Type | : Direct drive |
| Guard | : Fiberglass/Polyethylene |

## Weights (Approx.)

| | |
|---|---|
| Bareshaft pump | : 546.0 lb |
| Baseplate | : 200.0 lb |
| Driver | : 315.0 lb |
| Total weight | : 1,061.0 lb |

## Driver Information

| | |
|---|---|
| Manufacturer | : Trillium Pumps USA Choice |
| Power | : 10.00 hp |
| Service factor | : 1.15 |
| Speed | : 1200 |
| Orientation / Mounting | : Horizontal/Foot |
| Driver type | : Horizontal |
| Frame-size | : 256T |
| Enclosure | : TEFC |
| Hazardous area class | : N/A |
| Explosion rating | : N/A |
| Volts / Phase / Hz | : 460/3/60 |
| Insulation | : Class F |
| Temperature Rise | : B |
| Motor mounted by | : Trillium Pumps USA |

## Seal, Gland and Piping

| | |
|---|---|
| Seal Arrangement | : Tandem |
| Seal Size | : N/A |
| Manufacturer | : AES |
| Gland Material | : Stainless Steel |
| Seal Face Mat'l | : Carbon/Ceramic & Tungsten Carbide/Silicon Carbide |
| Throat Bushing | : N/A |
| Seal Flush Plan | : - |
| Seal Flush Construction | : - |

| PUMP SIZE | BRG FRAME | MOTOR FRAME | MODEL NO. | CP | HB | HL | HT | Y | SUC | DIS | MAX WIDTH | MAX LENGTH | WEIGTH LESS MOTOR (LBS) |
|---|---|---|---|---|---|---|---|---|---|---|---|---|---|
| SFE8-T,-Z | BFE2S | 213T-215T | 79927_GA1 | 33.9 | 42.0 | 15.4 | 3.5 | 10.9 | 8 | 8 | 26.0 | 57.0 | 766.0 |
| | | 254T-256T | 79927_GA2 | | 48.0 | | | | | | | 63.0 | 790.0 |
| | | 284T-286T | 79927_GA3 | | | | | | | | | 65.0 | 792.0 |
| | | 324T-326T | 79927_GA4 | | 54.0 | | 4.8 | | | | | 70.0 | 820.0 |
| | BFE2W | 213T-215T | 79927_GA5 | 29.8 | 42.0 | | 3.5 | | | | | 57.0 | 759.0 |
| | | 254T-256T | 79927_GA6 | | 48.0 | | | | | | | 63.0 | 783.0 |
| | | 284T-286T | 79927_GA7 | | | | | | | | | 63.0 | 785.0 |
| | | 324T-326T | 79927_GA8 | | 54.0 | | 4.8 | | | | | 70.0 | 813.0 |
| SFE8-B,-D | BFE2S | 213T-215T | 79927_GA9 | 32.1 | 42.0 | 13.5 | 3.5 | 9.1 | 6 | | | 55.0 | 761.0 |
| | | 254T-256T | 79927_GA10 | | 48.0 | | | | | | | 61.0 | 785.0 |
| | BFE2W | 213T-215T | 79927_GA11 | 28.0 | 42.0 | | | | | | | 55.0 | 753.0 |
| | | 254T-256T | 79927_GA12 | | 48.0 | | | | | | | 61.0 | 777.0 |
| | | 284T-286T | 79927_GA13 | | | | | | | | | 61.0 | 779.0 |

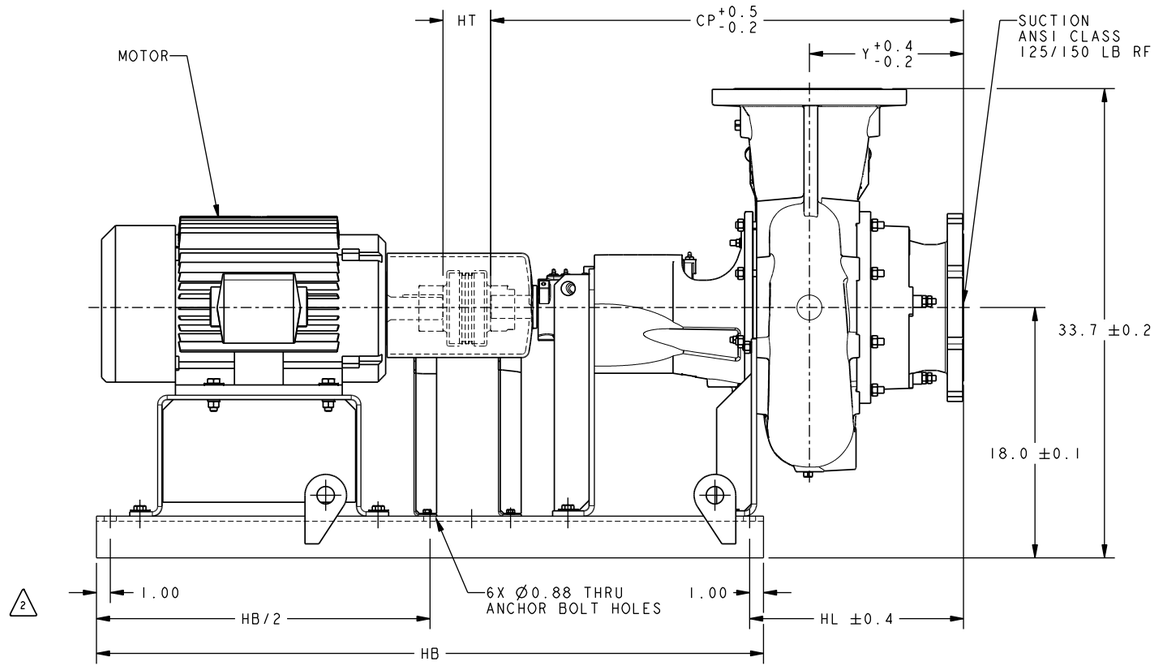


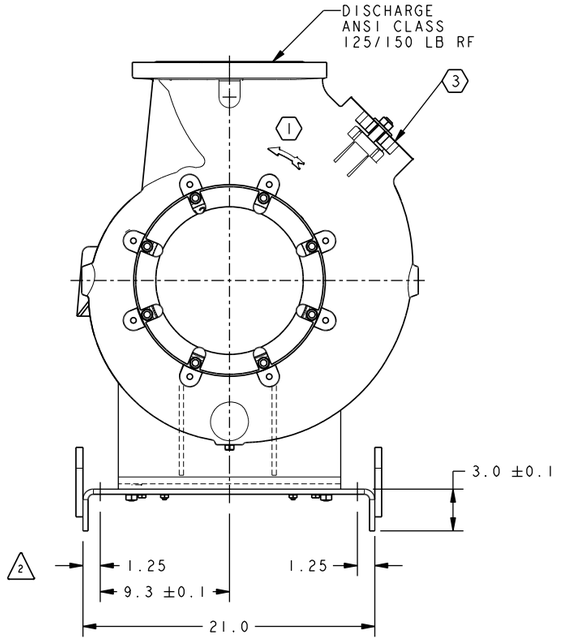


NOTES:

1. CLOCKWISE ROTATION VIEWED FROM DRIVE END.
2. ALL DIMENSIONS ARE IN INCHES, UNLESS OTHERWISE SPECIFIED.
3. CASE INSPECTION/HANDHOLE.

THIS DRAWING CONTAINS CONFIDENTIAL INFORMATION AND IS THE EXCLUSIVE PROPERTY OF TRILLIUM PUMPS USA SLC LLC. IT MAY NOT BE COPIED OR REPRODUCED IN ANY FORM WITHOUT THE EXPRESS WRITTEN PERMISSION OF TRILLIUM PUMPS USA SLC LLC.

©COPYRIGHT 2019 TRILLIUM PUMPS USA SLC LLC, ALL RIGHTS RESERVED.

REVISIONS

| NO. | BY | DATE | CHK'D | ECN | DESCRIPTION |
|---|---|---|---|---|---|
| 1 | HSS | 01/16 | LM | - | REVISED FOR WEMCO SCREW CENTRIFUGAL PUMP |
| 2 | PHC | 11/24/16 | MK | 00315 | REDRAWN IN CREO, REFER ECN FOR DETAILS |
| 3 | SHS | 03/06/18 | RPD | 00390 | 79927_GA13 ADDED IN BOTH ASSEMBLY AND DRAWING. |

CERTIFIED FOR CONSTRUCTION

DATE

BY

REFERENCE

| DWG. NO. | DESCRIPTION |
|---|---|
| CODE NO. | CHG 03/14/16 |

CUSTOMER

USER

SERIAL NO.

| CUSTOMER ORDER NUMBER | EPS SALES SHEET NO. |
|---|---|
| | |

TRILLIUM FLOW TECHNOLOGIES

WEMCO• ROTO-JET•

GENERAL ARRANGEMENT
SFE8 DIRECT CONNECT
BFE2S, BFE2W BEARING FRAME
WEMCO SCREW-FLOW PUMP

| | | | |
|---|---|---|---|
| DRAWN BY | JJU | DATE | 3-1-00 |
| CHECKED | BRD | DATE | 3-14-00 |
| APPROVED | BRD | DATE | 3-14-00 |

CAD NO. 79927-1 SHEET 1 OF 1

SCALE NTS | SIZE D | DWG NO. 79927 | REVISION 3

DRAWING NO. 79927

## TERMS AND CONDITIONS OF PURCHASE

### 1. DEFINITIONS AND INTERPRETATION

1.1 In the Contract the following definitions apply as well as any definitions defined locally within these Terms and Conditions or the applicable Purchase Order:

**"Affiliate"** means any entity that directly or indirectly controls, is controlled by or is under common control with, another entity;
**"Client"** means the person or entity purchasing the Goods and/or Services from Trillium;
**"Contract"** means these Terms and Conditions and the applicable Purchase Order;
**"Force Majeure"** means an event or sequence of events beyond a party's reasonable control, preventing or delaying that party from performing its obligations under the Contract**,** including; (a) an act of God, fire, flood, lightning, earthquake or other natural disaster, or pandemic; (b) any action taken by a governmental or public authority, including imposing an export or import restriction, quota, or other restriction or prohibition or any complete or partial government shutdown; (c) war, riot or civil unrest; (d) interruption or failure of supplies of power, fuel, water, transport, equipment, telecommunications service, or material required for performance of the Contract; or (e) strike, lockout or boycott or other industrial action including those involving Trillium or its workforce;
**"Goods"** means all goods, products and ancillary equipment and spare parts specified in the applicable Purchase Order;
**"Intellectual Property Rights"** means patents, utility models, rights to inventions, copyright and neighbouring and related rights, trade marks, business names and domain names, rights in get-up and trade dress, goodwill and the right to sue for passing off, rights in designs, rights in computer software, rights in Confidential Information, database rights, and all other intellectual property rights, in each case whether registered or unregistered and including all applications and rights to apply for and be granted, renewals or extensions of, and rights to claim priority from, any rights and all similar or equivalent rights or forms of protection that subsist or will subsist now or in the future in any part of the world;
**"Laws"** mean all federal, state, provincial, or local laws, statutes, rules, orders, regulations, ordinances, codes, decrees, judgements, writs, injunctions, directives or interpretations adopted, enacted, issued, promulgated, or ratified by any governmental authority and having the force of law, and having jurisdiction over the parties in relation to the Contract;
**"Price"** means the price payable by Trillium to the Seller for the applicable Goods and/or Services;
**"Purchase Order"** means any purchase order placed by Trillium that sets out details of the Goods and/or Services that are to be provided by Seller to Trillium in accordance with these Terms and Conditions, including the documents containing (i) the description of the Goods and/or Services and/or the scope of work of the Supplier, (ii) the list of technical specifications applicable to the Contract, and related exceptions, (iii) the procedures related to quality control of the Goods and/or Services, (iv) the documents requested in relation to the scope of work, such as certificates of origin, etc., and (v) the list of any additional technical documentation and information applicable to the Contract, including designs, specifications, and samples, if any;
**"Seller"** or "**Supplier**" means the person or entity to whom Trillium's Purchase Order is issued;
**"Seller Personnel"** means all employees, directors, officers, and Sub-Suppliers of Seller who are engaged in the performance of Seller's obligations under the Contract from time to time;
**"Services"** means the services set out in the Purchase Order that are to be performed by Seller or by the Sub-Suppliers, as the case may be;
**"Site**" means the address of the place where the Services are to be performed, as specified in the Purchase Order;
**"Sub-Supplier"** means any agent, sub-contractor or other third party engaged by Seller in relation to the provision of the Goods and/or Services;
**"Terms and Conditions"** means these terms and conditions of purchase in relation to the applicable Contract;
**"Trillium"** means the Trillium entity specified in the Purchase Order that purchases the Goods and/or Services from the Seller, and such Trillium entity's successors, assigns and Clients;
**"Trillium Indemnitees"** means Trillium and its Affiliates, its and their respective shareholders, directors, officers, employees, contractors, subcontractors, agents and representatives.

1.2 The parties agree that: (a) the headings to the clauses in these Terms and Conditions are inserted for convenience of reference and shall not affect their interpretation; (b) in case of any conflict or inconsistency between these Terms and Conditions and the terms of the Purchase Order, the terms of the Purchase Order shall prevail; and (c) English shall be the language of the Contract, and all communications, written or oral, and documents under the Contract shall be in the English language unless otherwise stated elsewhere in the Contract.

### 2. APPLICABILITY, CONTRACT FORMATION AND CHANGES

2.1 **Applicability.** These Terms and Conditions apply to all orders for Goods and/or Services placed by Trillium pursuant to a Purchase Order. Unless expressly agreed in writing by Trillium, any terms or conditions contained in a quotation or any other documents provided by Seller shall not apply to any Goods or Services purchased by Trillium and shall not bind Trillium, and Trillium explicitly rejects any such terms or conditions.

2.2 **Contract Formation.** Processing of any Purchase Order or delivery by the Seller shall of itself constitute acceptance of the Contract where acceptance shall not previously have been communicated to Trillium. The Contract shall continue until each party's obligations are completed in accordance with the terms of the Contract, unless terminated earlier in accordance with the terms of the Contract (the "**Term**").

2.3 **Changes.** Trillium may at any time request changes, amendments or modifications as to the amount, scope and/or nature of the Goods and/or Services covered by a Purchase Order via a written notice to Seller. Within five (5) days of receipt of such notice (or sooner if requested by Trillium), Seller shall advise Trillium of the effect of such change(s) on the Price, delivery dates or other obligations of Seller under or in connection with the Contract. Seller shall provide reasonable assistance to Trillium to allow Trillium to evaluate the effect of the changes as advised by Seller. During this period, unless otherwise agreed to in writing by Trillium, Seller shall not delay delivery of the Goods and/or performance of the Services. If Trillium intends to proceed with the proposed amendments or modifications to the Purchase Order following Seller's advice, Trillium shall provide written instruction to proceed with the change(s) confirming the scope of the alteration(s) required by Trillium and any agreed changes to the Price, delivery date(s) or other affected terms of the Contract. Seller's failure to advise Trillium of the effect of the proposed modifications on the Price, delivery dates(s) or any other obligations under the Contract, as required under this Clause 2.3, shall be deemed as confirmation that all terms of the Contract remain unchanged. If Trillium and Seller are unable to agree on any applicable changes to the terms of the Purchase Order due to the proposed alteration(s) as stated in this Clause 2.3, then Seller shall, if directed by Trillium, nevertheless proceed to perform such alterations and/or changed works (if technically feasible) until agreement on the applicable changes can be reached.

### 3. PRICE.

Unless otherwise agreed in writing, all Prices are fixed and not subject to escalation or surcharges, including but not limited to increase in costs due to tariffs, duties, or other governmental charges, and any tax for which Seller is accountable. No increase in Price will be allowed unless approved by Trillium in writing. Where applicable, Trillium shall have the right at any time to withhold or set-off against amounts owed to the Seller any amounts which are due or are reasonably expected to become due to Trillium under this or any other Contract. Seller must submit the final invoice within seven (7) days of the completion of its obligations under the Contract.

### 4. DELIVERY OF GOODS AND DOCUMENTATION

4.1 **Delivery.** All stipulations made by Trillium as to specification of the Goods, or as to quality, fitness, quantity or time for delivery will be essential conditions. Unless otherwise agreed in writing by Trillium, the Goods may not be delivered by installments and Seller may not apply for progress payments in respect or on account of the supply of Goods. The Goods must be delivered free at the destination indicated in the Purchase Order, unless otherwise agreed between the parties. Trillium reserves the right to refuse to pay for any Goods delivered in excess of the quantity ordered or not in accordance with any delivery schedule referred to in the Contract. Seller will be liable to Trillium for any loss or damage resulting directly or indirectly from a failure to deliver by a specific date. Seller shall be responsible for delivery of Goods as stated in the Purchase Order in accordance with Incoterms 2020 and any subsequent amendments, unless stated otherwise.

4.2 **Documentation.** Goods will not be accepted unless accompanied by a delivery docket or packing slip showing Trillium's order number, part number, part name and quantity. Invoices clearly showing Trillium's order number, details of the Goods delivered, contents of each consignment against separate consignment numbers and the Price and all discounts allowable must be supplied to Trillium together with all certifications (if any) specified in the Purchase Order.

### 5. HAZARDOUS SUBSTANCES

5.1 Seller will mark any Goods containing hazardous substances with the product name and in accordance with applicable Internationally Harmonized System for Classification and Labelling of Chemicals (GHS) pictograms (and any required local markings).

5.2 The transport and all other documents will include a declaration of danger and will also indicate the name of the hazardous material in accordance with GHS standards.

5.3 Goods containing hazardous substances will be accompanied by emergency information in English in the form of written instructions, indications and/or markings.

5.4 Seller will provide Safety Data Sheets in accordance with GHS standards and communicate in a timely manner any available information regarding potential and actual dangers during transportation, movement and use of all hazardous substances.

### 6. INSPECTION, TITLE AND RISK

6.1 All Goods delivered to Trillium are subject to Trillium's and/or Trillium's Client's inspection and/or testing after arrival and unpacking at the ultimate destination. The signing of a delivery document or the payment by Trillium of the whole or any part of the Price does not constitute acceptance of the Goods. If the Goods are to be incorporated into any plant or premises, such inspection and testing may be carried out after installation or incorporation and under operating conditions.

6.2 If the Goods are found to be unsatisfactory, defective or of inferior quality or workmanship or not in accordance with these Terms and Conditions, Trillium may, without prejudice to any other right or remedy available to it in respect of the same, reject the Goods and return them to the Seller at the Seller's cost and expense, whereupon the Seller must, upon demand by Trillium, reimburse Trillium for any amount paid by Trillium to the Seller and for the costs and expenses incurred by Trillium in so returning the Goods.

6.3 Trillium also reserves the right to expedite, inspect, and where applicable, test the Goods while they are in the course of being produced or installed and may for this purpose enter upon the premises of Seller from time to time. Trillium may reject any work performed or being performed that does not conform to the Purchase Order, whereupon the work rejected must be rectified at no additional expense to Trillium. Any such inspection will not relieve Seller of any of its obligations under the Contract.

6.4 Inspection by Trillium and/or Trillium's Client and completion of Trillium's quality assurance plan (if applicable) will not absolve Seller of any liability for poor workmanship.

6.5 Except in respect of Goods rejected by Trillium, title to Goods will pass upon delivery or upon payment of any part of the Price, if earlier, whether delivered or not.

6.6 In the case of undelivered Goods, the risk of loss or damage will remain with the Seller.

### 7. PERFORMANCE OF THE SERVICES.

It is a fundamental condition of the Purchase Order that the Services shall be performed at the date(s), in the sequence and at the Site(s) specified in the Purchase Order and all Services performed or supplied by the Seller will remain at Seller's sole risk until accepted by Trillium. Trillium or Trillium's Client may inspect the Services at any time while they are in the course of being performed. Trillium and/or Trillium's Client may reject any work performed or being performed that does not conform to the Purchase Order, whereupon the work rejected must be reperformed at no additional expense to Trillium. Any such inspection will not relieve Seller of any of its obligations under the Contract.

### 8. ISSUED MATERIALS

8.1 Where Trillium is to issue materials to Seller in accordance with the Contract and any specifications referenced thereto for use or incorporation in the Goods ("**Issued Materials**"), Seller will (at its own cost) inspect the Issued Materials and carry out such tests as are reasonably practicable or are specified in the Contract to satisfy itself as to the suitability of the Issued Materials. Trillium is not liable for any defect in the Issued Materials which such inspection or testing would have revealed. Where such inspection or testing by the Seller reveals a defect in the Issued Materials, Seller must immediately notify Trillium and Trillium will provide a replacement within a reasonable period.

8.2 Issued Materials remain the property of Trillium and must only be used by the Seller for the purpose of the Goods. The Seller shall indemnify Trillium from any costs, charges or expenses arising from any damage or defect caused to or arising from the Seller's use of the Issued Materials. Seller shall be liable for the immediate replacement of any Issued Materials which are damaged beyond reasonable repair or use whilst in the Seller's care and control.

8.3 Issued Materials belonging to Trillium that are held in the care and possession of the Seller must be held solely for the purposes of the Contract and shall not be within the ownership or disposition of the Seller. Seller

must ensure that no lien, charge or other security interest is created over such Issued Materials while in its possession or otherwise under its control. Trillium reserves its rights in respect of all of the Issued Material and Seller must not make any sample of the whole or any portion or description of any of the Issued Materials in any material form or allow any of the Issued Materials or details of such to be made available or divulged to any third party without the prior written consent of Trillium.

8.4 Unless otherwise stated in the Contract all scrap remains the property of Trillium. Seller shall account to Trillium for any scrap or excessive wastage of, or unused, Issued Materials as Trillium may reasonably require.

## 9. WARRANTIES

9.1 **Warranty.** Seller expressly warrants that: (a) the Goods and/or Services will strictly comply with any specifications, representations and with any sample previously supplied by Seller, and any other requirements specified by Trillium and otherwise be in accordance with the Contract; (b) the Services will be rendered in a good and workmanlike manner, with due care, skill and diligence and in accordance with good industry practices and any materials supplied in connection with such Services will be fit for the purpose stated in the Contract; (c) Seller Personnel is properly trained and experienced to perform the Services safely and efficiently; (d) the Goods will, unless otherwise specified in the Contract, be new; and (e) Seller has a right to sell the Goods and the Goods will be free from all charges, liens or encumbrances whatsoever.

9.2 **Remedy for Defective Goods.** If, within 12 months of placing the Goods into service or 18 months after the date of delivery (or other agreed guarantee period) whichever occurs first, Trillium gives notice to Seller of any defect in the Goods, Seller must at its own expense repair or replace the Goods so as to remedy the defect(s). This provision will apply to any Goods repaired or replaced until the end of the period equal to the guarantee period from the date of repair or replacement. This will be in addition to any warranty implied by Law. Seller will also be liable for all direct costs associated with the repair and/or replacement of the Goods referred to in this Clause 9.2 including removal, disassembly transport, and reinstallation. In the event Seller fails to proceed diligently to so replace or repair within a reasonable time after receipt of the notice referred to in this Clause 9.2, Trillium or the Client may undertake or complete such replacement or repair at Seller's risk, cost and expense.

9.3 **Remedy for Defective Services.** If within 12 months after the date the Services are completed (or other agreed guarantee period), Trillium gives notice to Seller of a defect or other deficiency in the Services, Seller agrees to correct, at its own cost, all defects or other deficiencies in the Services, including, costs of repair, removal, reinstallation, new material, labor and equipment attributable to the acts or omissions of Seller or Seller Personnel or failure by Seller to comply with any obligation expressed or implied herein (the "**Warranty Work**"). If following Trillium's request for Warranty Work, there is a delay by Seller to commence Warranty Work within the time period requested by Trillium and such delay would cause monetary damages to Trillium, Trillium may, at its sole option, immediately proceed to perform such Warranty Work itself or through other contractors or subcontractors and recover from Seller the total cost to Trillium therefor or deduct the same from any monies due or which become due to Seller. If no sums or if insufficient sums are available for full set-off by Trillium, then Seller, upon receipt of Trillium's written notice of Seller's obligations hereunder, shall promptly remit to Trillium all sums due and owing pursuant to the terms of this Clause 9.3.

9.4 Seller shall provide twelve (12) months advance notice to Trillium prior to Seller ceasing production of any Goods or spare parts and Seller shall provide Trillium with all manufacturing information and drawings to enable Trillium to manufacture such Goods or spare parts after Seller ceases production.

9.5 If requested by Trillium, for the duration of Trillium's contractual obligations to its Client(s), each aspect of the prices, warranties, benefits and other terms being provided under this Contract are and will remain at least equal to the terms that have been offered and/or will be offered by Seller to its other customers. If Seller has provided or will provide better terms than those provided to Trillium hereunder, this Contract will be deemed appropriately amended to provide such terms to Trillium. Seller shall promptly provide Trillium with any refunds, credits, or benefits thereby created.

## 10. INDEMNITY AND INSURANCE

10.1 Seller shall defend, indemnify and hold the Trillium Indemnitees harmless against all loss, liability, damage, costs, actions, demands, expenses and suits whatsoever (including in the case of litigation legal costs and disbursements) arising out of or suffered or incurred in connection with any loss or damage to property or injury to or death of any person or any financial or other consequential loss for and in respect of any such loss, damage, injury or death in whole or in part caused or arising from directly or indirectly or in any way attributable or incidental to: (a) any willful or negligent act or omission whatsoever by the Seller or Seller Personnel; (b) any claim with respect to or arising out of any defect in, or title to, the Goods; (c) any claim that the Goods and/or Services infringe or are alleged to infringe directly or indirectly any patent, trademark, copyright or other proprietary right; or (d) breach by Seller or Seller Personnel of any of the Seller's obligations under the Contract or applicable Laws.

10.2 If any part of the Goods or Services in any suit or proceedings is held to constitute infringement and its use be enjoined, Seller shall within a reasonable time either (a) secure for Trillium and its Client the perpetual right to continue the use of the Good(s) or Service(s) or (b) replace or modify the Good(s) and/or Service(s) so that it becomes non-infringing, provided the performance is not affected in any adverse manner.

10.3 If the Seller either as principal or as agent enters upon any premises or property of or being used or accessed by Trillium or its Client in order to perform Services including construction, erection, inspection, delivery, servicing, repairing, consulting or advising or any other obligation: (a) Seller shall indemnify and hold the Trillium Indemnitees harmless at all times from and against all losses, damages, costs, expenses, liabilities, claims and demands whatsoever on account of injury to or death of any person or on account of loss or damage to the property of any person (including the Seller and Seller Personnel) arising out of or in any manner connected with the performance of such work, and the Seller will at its own expense defend any and all actions based on the foregoing and must pay all legal costs and all costs and other expenses arising from such actions; and (b) Seller must at all times exercise all necessary precautions for the safety of persons who might be affected by such work, and without limiting this, must at all times duly comply with the requirements of any regulations, work practices and procedures prescribed by applicable Laws, and of any authority having jurisdiction in the matter, and with any direction that may from time to time be given by any supervisor or other responsible employee of Trillium.

10.4 **Insurance.** Seller shall have in place contracts of insurance with reputable insurers incorporated in its country of establishment to cover its obligations under the Contract. On request, Seller shall supply evidence of the maintenance of the insurance and all of its terms from time to time applicable. Seller shall, on request by Trillium, assign to Trillium the benefit of such insurance.

## 11. INTELLECTUAL PROPERTY AND CONFIDENTIALITY

11.1 **Confidentiality**. Any document, data, drawings, blue prints, plans, designs, images, specifications, technical data and any other material or information supplied or made available by Trillium to Seller as part of the Contract or any other documentation or information in whatsoever form provided by Trillium to Seller during the performance of the Contract ("**Confidential Information**"), shall be treated as strictly confidential and shall not be divulged by Seller to any person, except as required by Law or to Seller Personnel, who need to know such Confidential Information in order for Seller to comply with its obligations under the Contract and Seller shall ensure that such recipients comply with the obligations set out in this clause as though they were a party to the Contract. Seller shall promptly return or (at Trillium's request) destroy all Confidential Information on request by Trillium. As between Trillium and Seller, Trillium retains title to all of its Confidential Information.

11.2 **Intellectual Property Ownership.** All right, title and interest (including all Intellectual Property Rights) in any documents, information and other materials created in or arising from the performance of the Contract (the "**Work Product**") shall be the exclusive property of and shall vest in Trillium on creation. Nothing in the Contract shall affect the ownership of rights in materials created by Seller prior to or independently of the performance of the Contract, which shall remain with Seller. To the extent that use of such rights is required to be able to use the Work Product, Seller hereby grants to Trillium a perpetual, irrevocable, sub-licensable, non-exclusive, world-wide, royalty free right to use such rights**.** Nothing in the Contract shall affect the ownership of rights (including Intellectual Property Rights) in materials, including without limitation specifications, designs, drawings, data, and know how, provided to Seller by Trillium, which shall remain with Trillium. Seller shall have no right to use such materials, except as necessary to perform its obligations under the Contract.

## 12. PROCESSING OF PERSONAL DATA.

Each party agrees to process the personal data acquired from the other party during the performance of the Contract (the "**Personal Data**") in compliance with applicable Data Protection Laws, including where relevant, the provisions of General Data Protection Regulation (EU) 2016/679 and the United Kingdom Data Protection Act 2018, as amended from time to time and every law and provision concerning personal data protection, which may be applicable from time to time (hereinafter, collectively referred to as "**Data Protection Laws**"). For the purpose of this Contract's management and performance, each party (i) should be considered as acting as an independent data controller with regard to the Personal Data it processes (as a "**Secondary Data Controller**") and which have been provided by the other party ("**Primary Data Controller**"). Such Primary Data Controller undertakes to duly inform its personnel of such disclosure on behalf of the Secondary Data Controller. Each party, for the parts it is responsible for, is specifically obliged to comply with, when necessary, obligations concerning information to be sent to the data subjects (including ensuring appropriate legal basis for processing) and to obtain, when necessary, from the same all required consent in relation to the processing of the Personal Data transferred to and processed by the other party and to meet any obligations provided for by Data Protection Laws. The parties declare that their respective internal and external personnel and staff members processing the Personal Data, directly and/or indirectly concerned with the performance of the Contract, have been informed of the confidential nature of, and legal requirements (including those under the Data Protection Laws) relating to, such Personal Data and have received suitable training on their responsibilities to protect the Personal Data. Where additional services would be contemplated between the parties, involving the processing of Personal Data by a party on behalf of the other, the parties undertake to discuss in good faith of the term of any data processing agreement which may be required.

## 13. COMPLIANCE WITH LAWS

13.1 **Applicable Laws.** Seller represents and warrants that it is, and will remain, fully compliant with all applicable Laws (including in connection with bribery and anti-corruption). Seller shall comply and shall ensure that Seller Personnel read and comply with all Trillium policies listed in the Purchase Order or otherwise provided to Seller, in each case as updated from time to time. Seller shall ensure that Seller Personnel read and comply with Trillium's Supplier Code of Conduct as updated from time to time. Seller shall obtain and maintain all permits, licenses and other approvals or consents necessary for the performance of the Contract. Trillium shall be entitled to demand a certificate of origin of any of the Goods that Trillium receives from Seller. Any breach of this Clause 13.1 shall be deemed a material breach and (without prejudice to its other remedies) Trillium shall be entitled to immediately terminate the Contract concerned and any other contract then in force between Trillium and Seller.

13.2 **Economic Sanctions and Trade Controls.** (a) Seller shall comply with all applicable trade controls and sanctions, including but not limited to United Kingdom (UK), European Union (EU) and Laws of the U.S. Commerce, Treasury, State and Defense Departments or other agency regulating U.S. export controls and sanctions. (b) Seller shall disclose to Trillium in writing whether, to the best of its knowledge, Seller or any of its owners, shareholders or officers are, or have been, the subject of a government investigation or convicted for violations of any applicable export Laws. Definitions for ownership and control vary based on the applicable sanctions program. OFAC generally follows the "50 Percent Rule," which states that the property and interests in property of entities directly or indirectly owned fifty percent (50%) or more in the aggregate by one or more blocked persons are considered blocked. However, some sanctions programs, such as the EU and UK use a different standard, including a focus on not just ownership but also on control. (c) Seller shall acquire any necessary export licenses or permits prior to exporting goods to Trillium. Seller shall inform Trillium if Seller or any of its subsidiaries appear on the U.S., UK, EU, or any other international sanction list. To the extent that Seller sub-contracts or assigns its obligations or utilizes agents or third parties with respect to the performance of this Contract, Seller shall incorporate the obligations of this provision with respect to export compliance into its respective subcontracts and agreements with such parties.

13.3 **Goods Originating in or Exported from Sanctioned Countries.** (a) Seller shall not supply Goods originating in or exported from sanctioned or embargoed countries, including but not limited to Russia, Iran, Cuba, North Korea, Syria, Belarus, and the occupied Ukrainian territories (including but not limited to Crimea and Sevastopol, Donetsk, Luhansk, Kherson, and Zaporizhzhia). (b) Seller shall not supply iron or steel Goods processed in a third country incorporating iron or steel inputs originating in Russia. If requested, Seller shall provide evidence or certification of the origin of the iron and steel inputs utilized, such as a mill test certificate. (c) Seller shall not supply Goods made in regions prohibited by the US, EU or UK, such as China's Xinjiang Uyghur Autonomous Region.

13.4 **Forced Labor.** Seller shall not supply Goods made from forced labor nor Goods utilizing inputs or components made from forced labor.

## 14. TERMINATION AND SUSPENSION

14.1 **Termination for Convenience.** Trillium may terminate the Contract or any part thereof with immediate effect for its sole convenience by giving written notice to Seller. In the event of such termination, Seller shall immediately stop all work on the Contract. Seller shall be paid for any Good(s) delivered and accepted by Trillium and for Services properly performed prior to the date of termination.

14.2 **Termination for Cause.** Trillium may terminate any Contract or any part thereof with immediate effect, for cause, in the event of: (a) any Seller default, including but not limited to late deliveries, deliveries of Goods

and/or performance of the Services that are defective or that do not conform to the Contract, failure to provide Trillium reasonable assurances of future performance, failure to comply with any term or condition of the Contract; or (b) any insolvency-related or similar event. In the event of termination for cause, Trillium shall not be liable to Seller for any amount except for that part of the Price that applies to the supply of finished Goods and/or Services which have, at the date of termination, already been delivered (and/or performed) and accepted. In the event of termination for cause under Clause 14.2(b), it shall be lawful for Trillium to enter the premises where the Goods are situated and take possession of any materials the property in which has passed to or is vested in Trillium or attributable to the Goods and/or recover any Work Product and/or Confidential Information. Termination for cause shall be without prejudice to any claim or right of action that Trillium may have by virtue of the default which gave rise to the termination.

14.3 **Suspension.** Trillium may at any time suspend the performance of the Purchase Order, in whole or in part, through a written notice to Seller. Upon receipt of such notice, Seller shall promptly suspend further performance of its works and shall during the suspension period protect and secure the Goods and/or Services (including all supplied materials and equipment) against any deterioration, loss or damage. At the end of the suspension period and subject to Seller's revised delivery information, Trillium reserves the right to either instruct Seller to proceed with the manufacture and/or delivery of the Goods and/or performance of the Services to the agreed revised delivery date and Seller shall be bound by such instructions or cancel the Purchase Order in accordance with Clause 2.3 of these Terms and Conditions.

## 15. GENERAL

15.1 **Notices.** Any notice given by a party under the Contract shall be: (a) in writing and in English; (b) sent to the relevant party at the address set out in the Contract or to an alternative address notified in writing by the relevant party; or (c) if agreed to by the parties, served by email to the email address set out in the Contract or as otherwise notified from time to time. The parties may not serve documents relating to formal legal proceedings by email.

15.2 **Force Majeure.** If, by reason of an event of Force Majeure, either of the parties shall be delayed in, or prevented from, performing any of the provisions of the Contract then, provided that the affected party promptly, but in no event later than three (3) days after the occurrence of the event of Force Majeure, notifies the other in writing of the nature and extent of such event, such delay or non-performance shall not be deemed to be a breach of that party's obligations under the Contract and no loss or damage shall be claimed by either of the parties hereto from the other by reason thereof. In case of a Force Majeure event, the parties agree to meet and work together to minimize the impact of such event on the Goods and/or Services, If the Force Majeure event continues to delay or prevent either party's performance of the provisions of the Contract for a continuous period of more than sixty (60) days, either party may terminate the Contract by written notice to the other party.

15.3 **No Employment.** In the event that Seller's obligations require or contemplate performance of Services by Seller Personnel to be done on Trillium's or Client's property, Seller agrees that all such Services shall be performed as an independent contractor and that the Seller Personnel performing such Services shall not be considered Trillium's employees.

15.4 **Cumulative and Equitable Remedies.** Trillium's rights and remedies provided in the Contract are cumulative and not exclusive of any rights and remedies provided by applicable Laws and shall not be affected by termination of the Contract. Seller recognizes that any breach or threatened breach of the Contract may cause Trillium irreparable harm for which damages may not be an adequate remedy. Accordingly, in addition to any other remedies and damages available to Trillium, Seller acknowledges and agrees that Trillium is entitled to the remedies of specific performance, injunction and other equitable relief without proof of special damages.

15.5 **Assignment and Subcontracting.** Seller may not assign, transfer, mortgage, charge, subcontract, delegate, declare a trust over or deal in any other manner with the Contract, in whole or in part, or any of its rights or obligations under the Contract without the prior written approval of Trillium. Where permission to subcontract is granted by Trillium, Seller shall ensure the provisions of the Contract are reflected with its Sub-Suppliers and are enforced against them. Notwithstanding any permission by Trillium to subcontract, all responsibility and liability shall remain with the Seller.

15.6 **No Partnership.** The parties are independent persons and are not partners, principal and agent or employer and employee and the Contract does not establish any joint venture, trust, fiduciary or other relationship between them, other than the contractual relationship expressly provided for in it. Neither party shall have, nor shall represent that it has, any authority to make any commitments on the other party's behalf.

15.7 **Severability and Survival.** All terms of the Contract are severable, and any provision of the Contract held to be invalid, illegal, or unenforceable in any jurisdiction shall, as to such jurisdiction, be ineffective to the extent of such invalidity, illegality, or unenforceability without affecting the validity, legality, and enforceability of the remaining provisions hereof or thereof. The invalidity of a particular provision in a particular jurisdiction shall not invalidate such provision in any other jurisdiction. Those provisions that are expressed, or by their nature are required, to survive expiry or termination of the Contract, shall survive expiry or termination of the Contract.

15.8 **Entire Agreement.** The Contract constitutes the entire agreement between Trillium and Seller and supersedes any prior oral or written understandings and representations between Trillium and Seller relating to its subject matter. The provisions of the United Nations Convention on Contracts for the International Sale of Goods are expressly disclaimed and shall not apply.

## 16. GOVERNING LAW AND JURISDICTION

16.1 **Americas.** If Trillium is based in North or South America (the "**Americas**"), the Contract will be governed by and construed in accordance with the laws of the State of Texas, without giving effect to any choice of law or conflict provision or rule that would cause the laws of any other jurisdiction to be applied. Where this Clause 16.1 applies, all disputes arising out of or in connection with the Contract must be brought in a state or federal court sitting in Harris County, Texas, and each party hereby irrevocably submits itself to the exclusive jurisdiction of each such court in any such action or proceeding and waives any objection it may now or hereafter have to venue or convenience of forum. THE PARTIES HEREBY IRREVOCABLY WAIVE THEIR RIGHT TO TRIAL BY JURY.

16.2 **Outside of the Americas.** If Trillium is based outside of the Americas, the Contract will be governed by and construed in accordance with the laws of England. Where this Clause 16.2 applies, all disputes arising out of or in connection with the Contract shall be referred to and finally resolved by arbitration under the London Court of International Arbitration Rules ("**LCIA Rules**"), which LCIA Rules are deemed incorporated by referenced into this clause. The number of arbitrators shall be one (1). The seat, or legal place, of arbitration shall be London, England. The language used in the arbitral proceedings shall be English. The governing law of this arbitration agreement shall be English law.

# Turning Water Industries Corporation

# Proposal

May 20, 2026 No. 25149-2

# Installation of Aerators

## Manatee County Southeast Regional

## Water Reclamation Facility

Attention:

PCL Construction

Prepared by:

Turning Water Industries Corporation
P.O. Box 829
Lithia, Florida 33619
Phone (813) 374-9919

Contact:

Rawson M. Goff
P: 813-374-9919
C: 813-426-5171



Florida Licensed Certified General Contractor No. CGC 1515559

Proposal No. 25149-2

## Overview

Installation of 6 Aerator drives, upper impellers, adapter shafts, base plates and motors. Work to be performed without requiring the basins to be drained and cleaned.

## Location of Job-site

Manatee County Southeast Regional WRF
3525 Lena Rd.
Bradenton, Florida

## Scope of Supply

Labor, Supervision, Tools, Construction Equipment and Consumables necessary to perform our work as described in the Scope of Work.

## Scope of Work

Install 6 aerator drives, upper impellers, adapter shafts, base plates and motors.

Includes:

- Mobilization and Demobilization
- Removal and disposal of the existing 6 Aerator drives, upper impellers, adapter shafts and motors.
- Installation of 6 Aerator drives, upper impellers, adapter shafts, base plates, and motors
- Leveling of the drives
- Filling of the drives with operating oil if made available at time of installation

Proposal No. 25149-2

## Clarifications/Comments:

Not included:

1. Not limited to the following; theses items and/or their cost are not included within this proposal:

   - ♦ Permits and/or Bonds (if required)
   - ♦ De-watering and/or de-watering equipment
   - ♦ Draining, Cleaning and/or Filling of the tank
   - ♦ Removal and/or disposal of any plant waste
   - ♦ Supply and/or Disposal of any operating lubricants
   - ♦ Electrical work
   - ♦ Other work not stated in this proposal

## Pricing

Total……. $1,386,000.00

## Estimated Time to Complete Work

……..…….…….....TBD

Start Date……...TBD

AERATION FOR LIFE®

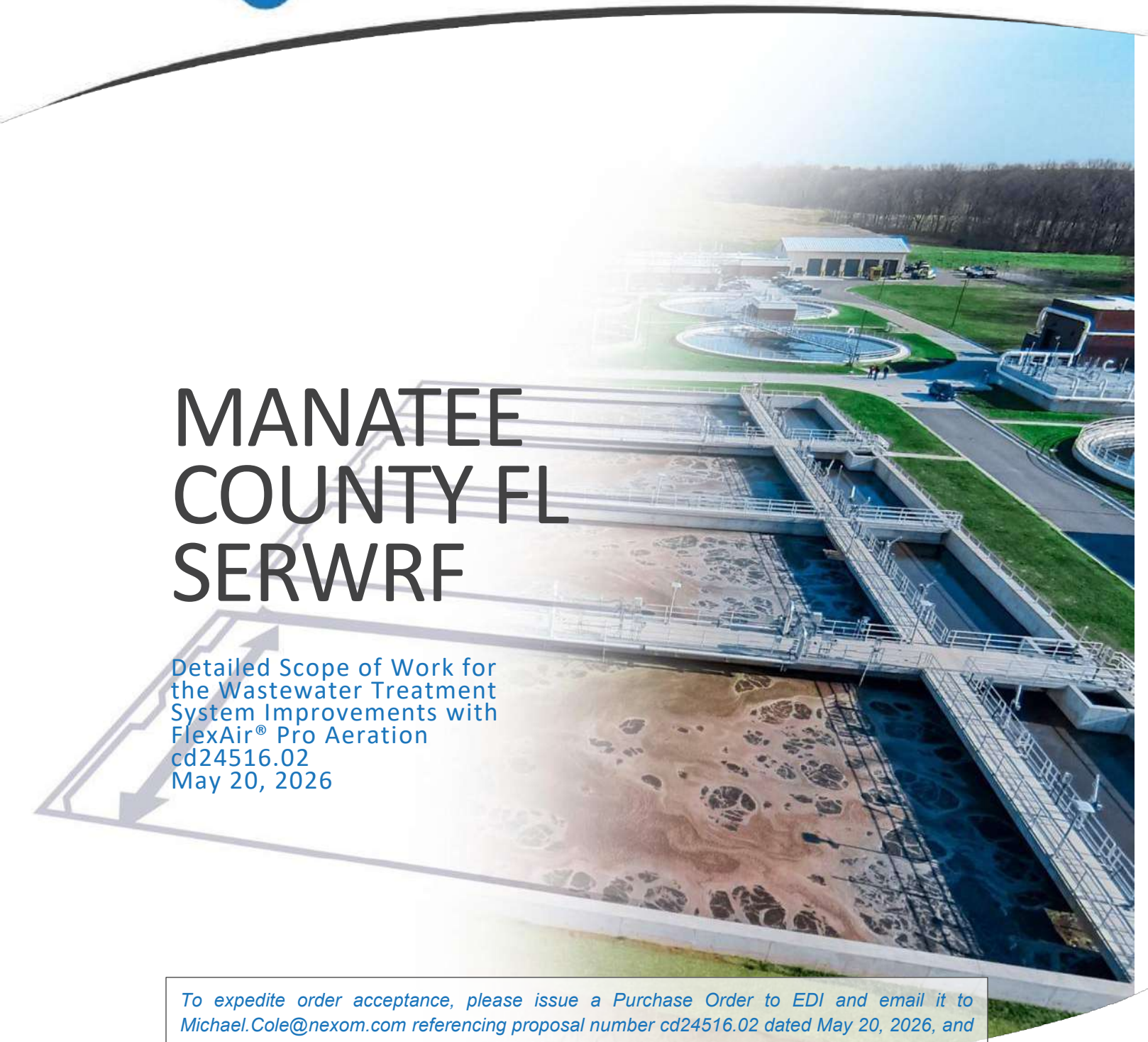

# MANATEE COUNTY FL SERWRF

## Detailed Scope of Work for the Wastewater Treatment System Improvements with FlexAir® Pro Aeration

cd24516.02
May 20, 2026

*To expedite order acceptance, please issue a Purchase Order to EDI and email it to Michael.Cole@nexom.com referencing proposal number cd24516.02 dated May 20, 2026, and the EDI warranty, and terms and conditions of sale as described in this proposal. EDI will accept the order immediately and schedule a kick-off meeting. Alternately, any additional terms that are added to a Buyer's PO will require our Contracts Administrator to negotiate prior to order acceptance.*

5601 Paris Rd.
Columbia, Missouri
USA 65202

+1 573 474 9456
wastewater.com

atac EDI EOSi Napier-Reid Nexom
Axius Water companies

# Scope of Work

Environmental Dynamics International (EDI) is pleased to offer the FlexAir® Pro Aeration Mixing System for the Project Manatee County FL SERWRF project. EDI is offering the aeration system including all in-basin aeration components.

The FlexAir Pro aeration systems offered will meet or exceed the performance requirements for the aeration system as specified in the Engineer's plans and specifications for this project, Section 11451. Clarification to specification is included in this proposal.

EDI designed the aeration system based on loading information from section 11444. The final aeration requirements should be provided by the AGS process supplier.

EDI follows the drawing with same quantity of diffusers shown. The drop and header are 8" per the drawing. EDI propose 4" Lateral in lieu of 8" lateral shown in the drawing. The 4" is capable to handle the peak airflow at minimum headloss and allowing standard saddle diffusers to install.

The following is the detailed scope of work to be supplied by EDI:

## INCLUDED IN OVERALL SCOPE OF SUPPLY

- Aeration system design submittal and shop drawings
- Start-up, commissioning, and initial training
- 1- year warranty from startup (or 18 months from shipment, whichever comes first)
- Operation & Maintenance Manuals
- Shipping to jobsite, Manatee County, FL

# Aeration System Equipment

**Design and Supply** of all in-tank FlexAir® Pro aeration equipment required to make a fully functioning system (as per specifications and drawings) after the horizontal flange at the top of each drop pipe and including all in-water components including but not limited to:

## AERATION BASIN (3 BASINS TOTAL)

| | |
|---|---|
| 12 | 8" 304L Stainless Steel Drop Pipe. Drop pipe provided with flanged top connection and plain end bottom. The drop pipe is to be supported by the contractor such that no downward force is transmitted to the aeration piping system. |
| 12 | 8" 304 Stainless Steel Coupling. Coupling joins plain ends of SS drop and PVC manifold. |
| 12 | 8" Schedule 80 PVC Air Distribution Manifold Assembly. Assembly provided factory assembled and shipped in sub-assemblies. Assembly includes flanged connections at all field joints, flanged header connections and stainless-steel flange fasteners. |
| 324 | 4" Schedule 40 PVC Lateral Assembly. Assembly provided factory assembled and shipped in sub-assemblies. Assembly includes flanged connections at all field joints, diffuser outlet ports, end cap and stainless-steel flange fasteners. |
| Lot | 316 Stainless Steel Pipe Support. Anchor bolts included. |
| 5508 | FlexAir Disc Diffuser Assembly. Includes disc holder, membrane, and retainer ring. |
| 12 | Purge system. |
| 5% | Spare Diffuser included which included membrane and retainer ring. |
| 3 | Disc Tool |

## MANUFACTURER'S FIELD SERVICE:

| | |
|---|---|
| Lot | Start-up, commissioning, and initial training combined with other supplied equipment as per specifications (allowance of 2 trips with total 5 days on site) |

EDI offers advanced Field Services in the most convenient and cost-effective manner to ensure the greatest benefit to our customers. Visits are made by an EDI Service Representative, and may include any of the following:

- Train onsite personnel in general installation and assembly of EDI equipment. This does not include supervision of installation services. Inspect EDI equipment for general conformance to EDI installation, instructions, and requirements. General conformance for the purpose of this statement is defined as an audit of work performed by others. Repairs are not carried by EDI. System adjustments made per EDI's instruction are the responsibility of the installing contractor.
- Provide Startup services to ensure that the equipment is operating satisfactorily.
- Train plant Owners/Operators in the long-term Operation and Maintenance procedures for the EDI equipment that has been installed.
- Provide EDI equipment troubleshooting inspections.

# Exclusions

## GENERAL REQUIREMENTS

- Receiving/off-loading and secure on-site storage of all equipment
- Installation of all supplied equipment, including labor and materials

# Clarifications

## TO SPECIFICATION SECTION 11451

- EDI uses Class 1 (mill/1D-type) finish for stainless-steel pipe in lieu of the specified 2D finish. The Class 1 pipe is annealed, pickled, and passivated per ASTM A380/A967, providing equivalent corrosion resistance for non-architectural service while reducing cost and lead time.
- EDI designs the system with PVC pipe that can withstand 130 degrees F. The actual heat loss to be confirmed with blower discharge temperature information. Cooling loop may be required which is not included in the scope.
- EDI Diffuser is integrated saddle and does not require additional threaded connection to the saddle.

# Pricing

**Price** for the design and supply of the following as described in the scope of work above included in bid items:

- 3 Basins Aeration Equipment

**$458,600 USD** taxes not included (shipping allowed to jobsite)

*Note: See EDI Terms and Conditions: https://wastewater.com/terms/*

## QUOTE VALIDITY

*Proposal pricing is valid for **thirty (30) days** from date of issuance. Should a Purchase Order be awarded to EDI within the 30-day period, it is understood that shipment and acceptance of goods will be allowed within a period no less than one hundred and eighty (180) days from the date of Purchase Order acceptance. If during either the 180-day shipment period there is a material increase in the applicable material index, or if delivery of goods is required beyond the 180-day period, EDI reserves the right to review and adjust pricing accordingly to reflect price changes incurred or expected, based on but not limited to government policy, commodity pricing, availability, and inflationary changes. Any such adjustment shall apply only to the material portion of the contract price and shall be based on changes in applicable Producer Price Index (PPI) categories published by the U.S. Bureau of Labor Statistics, including Steel (WPU101), Resins and Plastics Materials (WPU0721), and Rubber and Rubber Products (WPU071102), calculated using the percentage change from the month of Purchase Order issuance to the most recently published index at the time of procurement. .*

## PAYMENT TERMS:

Payment terms below offered on approved credit:

- 20% net 30 days from Submittals
- 40% net 30 days from Submittal/Long Lead Time Items Approval.
- 40% net 30 days from Shipment.

## EQUIPMENT LEAD TIME / DELIVERY

Shop drawings / submittals would be completed within 6 weeks after confirmation of order. Purchaser has 4 weeks to approve submittal. Approximate delivery times of major components after submittal approval:

- Aeration Equipment 8-10 weeks from submittal

# Questions & Comments

Any questions or comments can be directed to:

**Michael Cole**
Regional Sales Manager
954-540-0672

Michael.Cole@nexom.com

**Environmental Dynamics International**
edi.marketing@wastewater.com
+1-573-474-9456

5601 Paris Rd. · Columbia MO · 65202
www.wastewater.com

BURGESS Civil

**Contact:** **Pedren Alumbaugh**
**Phone:** **(707) 354-0199**

| | | | |
|---|---|---|---|
| Attn: | Christian Schultz | Job Name: | Manatee County SEWRF |
| Quote To: | 1 N. Dale Mabry Highway, Suite 1350 | Job Number: | 26-038-A |
| | Tampa, FL 33609 | Date of Plans: | July 2025 |
| Phone: | (813) 344-3736 | Revision Date: | May 2026 |

| ITEM | DESCRIPTION | QUANTITY | UNIT | UNIT PRICE | AMOUNT |
|---|---|---|---|---|---|
| | **GENERAL CONDITIONS** | | | | |
| 01 | MOBILIZATION | 1.00 | LS | 35,000.00 | 35,000.00 |
| *02* | *P&P BOND* | | | | NOT INCLUDED |
| 03 | SURVEY & AS-BUILTS | 1.00 | LS | 27,944.50 | 27,944.50 |
| *04* | *GEOTECHNICAL TESTING* | | | | NOT INCLUDED |
| *05* | *EROSION CONTROL* | | | | NOT INCLUDED |
| *06* | *SILT FENCE* | | | | NOT INCLUDED |
| *07* | *CONSTRUCTION ENTRANCE* | | | | NOT INCLUDED |
| *08* | *INLET PROTECTION* | | | | NOT INCLUDED |
| *09* | *NPDES DEWATERING PERMIT* | | | | NOT INCLUDED |
| *10* | *SEED & MULCH* | | | | NOT INCLUDED |
| *11* | *SEED & MULCH - IF REQUIRED* | *1.00* | *SY* | *0.50* | *0.50* |
| *12* | *BAHIA SOD* | | | | NOT INCLUDED |
| *13* | *BAHIA SOD - IF REQUIRED* | *1.00* | *SY* | *5.00* | *5.00* |
| | **GENERAL CONDITIONS SUBTOTAL:** | | | | **62,944.50** |
| | | | | | |
| | **EARTHWORK** | | | | |
| *14* | *CLEARING & DEMO* | | | | NOT INCLUDED |
| *15* | *STRIP / DISC / PREP SITE* | | | | NOT INCLUDED |
| *16* | *SITE EXCAVATION* | | | | NOT INCLUDED |
| *17* | *IMPORT & PLACE FILL* | | | | NOT INCLUDED |
| 18 | CONSTRUCT PADS FOR GEN 1, GEN 2, & ELEC BLDG NO 4 | 225.00 | SY | 3.00 | 675.00 |
| 19 | CONSTRUCT IPS PAD | 150.00 | SY | 3.00 | 450.00 |
| 20 | CONSTRUCT AGS PAD | 4,450.00 | SY | 3.00 | 13,350.00 |
| 21 | BASE ROCK BELOW AGS (4" CC) | 4,450.00 | SY | 20.00 | 89,000.00 |
| 22 | FINE GRADE FLAT AREAS | 15,225.00 | SY | 2.25 | 34,256.25 |
| 23 | FINE GRADE SLOPED AREAS | 350.00 | SY | 2.50 | 875.00 |
| | **EARTHWORK SUBTOTAL:** | | | | **138,606.25** |

| ITEM | DESCRIPTION | QUANTITY | UNIT | UNIT PRICE | AMOUNT |
|---|---|---|---|---|---|
| | | | | | |
| | **ROADWAY** | | | | |
| 24 | SAW-CUT & MATCH PAVEMENT | 5.00 | EA | 1,000.00 | 5,000.00 |
| *25* | *MAINTENANCE OF TRAFFIC* | | | | NOT INCLUDED |
| 26 | 3.00" MILL / OVERLAY | 1,750.00 | SY | 49.50 | 86,625.00 |
| 27 | 1.00" ASPHALT (SP-9.5): FINAL LIFT | 2,225.00 | SY | 14.50 | 32,262.50 |
| 28 | 2.00" ASPHALT (SP-12.5): INITIAL LIFT | 2,225.00 | SY | 26.25 | 58,406.25 |
| 29 | 10" LIMEROCK BASE | 2,225.00 | SY | 37.25 | 82,881.25 |
| 30 | 12" STABILIZED SUBGRADE (LBR 40) | 2,225.00 | SY | 18.25 | 40,606.25 |
| 31 | MIAMI CURB | 190.00 | LF | 40.00 | 7,600.00 |
| 32 | 4" SIDEWALK (WWM - REINFORCED) | 450.00 | SY | 90.00 | 40,500.00 |
| *33* | *H/C RAMPS: MATS* | | | | NOT INCLUDED |
| *34* | *CONCRETE PADS* | | | | NOT INCLUDED |
| *35* | *SIGNAGE & STRIPING* | | | | NOT INCLUDED |
| | **ROADWAY SUBTOTAL:** | | | | **353,881.25** |
| | | | | | |
| | **MANATEE COUNTY SEWRF TOTAL:** | | | | **555,432.00** |
| | | | | | |
| | **ADD ALTERNATE 01 (CROM REQUIREMENTS)** | | | | |
| *ADD ALT 01* | *15' WIDE PATH AROUND AGS (6" CC)* | *1,200.00* | *SY* | *23.00* | *27,600.00* |
| | **ADD ALTERNATE 01 (CROM REQUIREMENTS) SUBTOTAL:** | | | | **27,600.00** |
| | | | | | |
| | **ADD ALTERNATE 02 (DUTCHLAND REQUIREMENTS)** | | | | |
| *ADD ALT 02* | *30' WIDE PATH AROUND AGS (6" CC)* | *2,550.00* | *SY* | *23.00* | *58,650.00* |
| | **ADD ALTERNATE 02 (DUTCHLAND REQUIREMENTS SUBTOTAL:** | | | | **58,650.00** |
| | | | | | |

**NOTES:**

Delay in Purchase of Materials:

Notwithstanding anything herein to the contrary, if Contractor's purchase of materials or equipment is delayed because of: (1) delayed commencement for any reason whatsoever; (2) acts or omissions of the Owner, the architect, or engineer; (3) changes in the Work or the sequencing of the Work ordered by the Owner, or arising from decisions of the Owner that impact the Contract Time; (4) hazardous materials, concealed or unknown conditions; (5) delays pending dispute resolution or suspension of the Work by the Owner; (6) Force Majeure Events (as defined below); (7) or for any reason beyond the Contractor's control, the Owner shall modify the Contract increasing the Contract Sum in the amount commensurate with any actual, direct, and documented increase in material or equipment costs, dollar for dollar, because of such delays or events. The Contractor's fee shall not be increased because of such cost increases.

The term "Force Majeure" means, without limitation, an act of God, fire, tornado, hurricane, flood, earthquake, explosion, war,

act of terrorism, civil disturbance, labor strikes, an unusually severe storm, government shutdown or interference, pandemic, endemic, epidemic, or any other unavoidable casualty beyond the Contractor's control.

---

Material Cost Increases:

The Contractor estimated the Contract Sum on the labor, material, and equipment costs at the time of negotiation and/or its submission of the bid/proposal. Because the Work may not commence immediately and the materials may not be ordered for months, the Contractor cannot predict or estimate increases in the cost of labor, materials, and equipment that may occur prior to commencement or during the progress of the Work. Notwithstanding anything herein to the contrary, if the cost of labor, materials, and/or equipment for any scheduled item of Work identified in this proposal increases by 5% or more, the Owner shall modify the Contract increasing the Contract Sum in the amount commensurate with any actual, direct, and documented increase in labor, material, and/or equipment costs, dollar for dollar, above the 5% threshold. The Contractor's fee shall not be increased because of such cost increases.

If, after the date of this Quote/Purchase Order, any new or increased tariffs, duties, or other government-imposed costs on materials used in the work becomes effective, the Contract Price shall be adjusted to reflect the actual increased cost to the Contractor. The Contractor shall promptly notify the [Owner/Buyer] of any such cost impact. Failure to agree on a price adjustment shall not relieve the Buyer's obligation to pay the increased cost, and the Contractor shall be entitled to an extension of time if such tariffs result in material shortages or delays and/or Contractor may permanently suspend performance because of a delay or the inability of the parties to agree upon an adjusted price.

---

***DUE TO VOLATILITY IN RAW MATERIAL AND SHIPPING COSTS ALL PVC, HDPE OR OTHER PLASTIC MATERIALS WILL BE PURCHASED AT COST BASED ON CURRENT SHIP DATE. PURCHASE ORDERS CANNOT BE HELD AT THIS TIME. WE EXPECT TO PASS PRICE INCREASES ALONG TO OUR CUSTOMER AT THE TIME OF SHIP DATE.***

***THIS PROPOSAL/QUOTE IS BASED ON AND TIED TO THE FDOT ASPHALT PRICE INDEX (API) FOR BITUMINOUS MATERIALS CURRENTLY IN EFFECT AS OF THE DATE ON THIS PROPOSAL/QUOTE (UNLESS OTHERWISE SPECIFIED HEREIN). ANY ADJUSTMENTS DUE TO INCREASES OR DECREASES IN API WILL BE DETERMINED IN ACCORDANCE WITH SECTION 9-2.1.2 OF THE CURRENT FDOT STANDARD SPECIFICATIONS FOR ROAD AND BRIDGE CONSTRUCTION WITH THE EXCEPTION THAT BITUMINOUS ADJUSTMENTS WILL BE MADE ONLY WHEN THE CURRENT API(CAPI) VARIES BY MORE THAN 10% OF THE API PREVAILING IN THE MONTH WHEN BIDS WERE RECEIVED(BAPI), AND THEN ONLY ON THE PORTION THAT EXCEEDS 10%. THE APPLICATION OF ADJUSTMENTS WILL NOT BE CONDITIONED ON THE OWNER'S OR ANY OTHER PARTY'S PARTICIPATION IN THIS CLAUSE. THE CALCULATION FOR THE DIFFERENCE IS TO BE THE CURRENT BITUMINOUS API AT TIME PLACEMENT VS TIME OF BID.***

1. This proposal is valid for 30 days from bid date.
2. Payment & Performance bond is not included. Add 1.25% if required.
3. This proposal excludes all Textura or similar third-party payment processing fees. If Textura participation is required by the Owner, Client, or General Contractor, please add $5,300.00 to our proposal.
4. Survey, layout, and as-builts are included. Record Survey and engineering are by others.
5. Geotechnical/Construction testing is by others.
6. Removal and/or replacement of unsuitable soils, hazardous or buried debris is not included.
7. Removal and/or relocation of gas, cable, electric, irrigation or other utilities is by others, if required.
8. Meters, meter fees, permits and connection fees by others.
9. All hardscape, topsoil, grassing, landscaping, irrigation, root pruning, tree trimming and fencing is by others.
10. Assumes all cut material is suitable for structural fill.
11. Topographic survey of existing conditions shown on the construction drawings is presumed accurate to plus or minus 0.2' and will need to be confirmed to establish the final site fill requirements. Any discrepancies found during verification may affect the quantity of fill required and should be addressed promptly to ensure accurate site balancing.
12. Conduits or sleeves are not included.
13. Includes rough grade of building pads to 95% on a one-time basis. Fine grading, final compaction, specific density requirements and excavation of footers are not included.

14. Includes rough grading around building pads on a one-time basis. Fine grading around building pad after vertical construction is not included.
15. Installation of new silt fence or maintenance of existing silt fence is not included.
16. NPDES requirements by others. Contractor will maintain reports and will assist the entity deemed as the site-wide "Operator" only while onsite. Full responsibilities and legal limitations related to stormwater permit coverage will be outlined at time of award.
17. All concrete flatwork by others.
18. Fence, handrail, bollards, & guardrail by others.
19. No work is included on existing utilities.
20. Location, exploration and/or repairs to existing utilities are not included. Asbuilts of existing utilities are not included.
21. Paving prices are valid for 30 days from bid date and include 2 mobilizations.

ACCEPTED:
Contractor / Owner Name:

By: _____

Date: _____

BURGESS CIVIL, LLC

By: _____

Date: _____

NUCOR REBAR FABRICATION

| Project: | Date: |
|---|---|
| PJ132412A - M | 5/20/2026 |
| **Escalation Date:** | **Quote Valid Thru:** |
| 3/31/2027 | 5/27/2026 |

**Nucor Rebar Fabrication South LLC**
Frostproof - 863.608.5228
22 Nucor Drive
Frostproof, FL 33843

Attn: **Christian Schultz**
Company: PCL
Project Name: MANATEE COUNTY SERWRF
City, State: Bradenton, FL

## Supply Only Proposal

Nucor Rebar Fabrication South LLC (herein called the Seller) proposes to furnish the following materials including placing drawings, per mutually agreed upon schedule, in accordance with the CRSI Manual of Standard Practice (latest edition), subject to the terms and conditions of sale set forth below and any attachments hereto.

| Bid Item | Description | Pricing Method | Amount |
|---|---|---|---|
| 001 | Base Bid | Lump Sum | $1,569,967.00 |

**(Price Excludes All Applicable Taxes)**

**Pricing is based on shipments starting Jul 2026, and ending Jul 2027. Any dates to the contrary will be subject to a change in pricing.**

**Bid Item 001 - Base Bid - Includes the following:**

- Includes ASTM A615 Grade 60 Black Domestically Produced Reinforcing Steel F.O.B. jobsite.
- Includes Bar Supports per CRSI Manual of Standard Practice.
- Includes 387 SETS Lenton Formsaver Couplers.

**FORMSAVERS FOR FUTURE CONSTRUCTION -- DETAIL 0315-253**

**BASE MAT**
#10 FEMALE STRAIGHT X 6"-5" WITH COUPLER & FLANGE = 283 PCS
#10 FEMALE STRAIGHT X 8'-4" WITH COUPLER & FLANGE = 283 PCS

**WALLS**
#8 FEMALE STARIGHT X 4'-1" WITH COUPLER & FLANGE = 208 PCS- 20,231 LBS INCLUDED IN THE ESTIMATE WEIGHT

## Assumptions:

**NUCOR ASSUMPTION ADD:**

EXTEND AGS BASIN VERTICALS DOWN TO THE FDN MAT @ 4'-0" ON CENTER: **(ADD 2.81 TONS )**

DETAIL 0330-005 "WHERE THE DOWEL LENGTH INDICTAED ON THE DRAWINGS IS GREATER THAN REQUIRED LAP, WALL VERTICAL RENFORCING MAY BE EXTENDED DOWN TO THE TOP OF SLAB.

GC & THE IRONWOKERS WILL WANT THIS FOR SAFETY REASONS TO HOLD THE WALL MAT UP. ALL VERTICALS ARE #8@6" ON CENTER.

## Typical Exclusions:

Mesh or mesh supports, weldable reinforcing, dowel bar substitutes or formsavers, precast or prestressed items, smooth bars, Diamond dowels, spirals, MMFX, stainless steel, site work, miscellaneous site structures, eletrical duct banks or composite reinforcing UNO, detailing under supervision of a registered engineer, unloading and hoisting material, supports for bottom bars in foundations and S.O.G., caisson / piling reinforcing, construction joint dowels, additional reinforcing at any openings not shown on structural drawings, masonry reinforcing except dowels poured in concrete, BIM and 3D detailing, any items not shown and specifically called out on the design drawings. Any Standees under 12"s will be considered an accessory
shown and specifically called out on the design drawings.

## Job Specific Exclusions:

EXCLUDE ELECTRICAL DUCTBANKS -- DWG E00.044 (TYPICAL)
EXCLUDE GALVANIZED #4 BARS -- DWG S00.503 DETAIL 0315-201 (NONE INDICATED)

## Drawings:

**STRUCTURAL**
S00.001,002,501,502,503,504,505,506,507,508,509,510,511,512,513,514, S33.301,501,502, S34.201, S35.201,202,203,204,205,206,207,208,209,210,301, 302,501,502, S36.201,202,301, S90.201, S94.201,202,203- DATED JULY 2025 **ISSUED FOR CONSTRUCTION**

**Addenda**:ADDENDUM NO.1

**Specs:** SPEC SECTION 03300 CAST-IN-PLACE CONCRETE

## Pricing:

Payment Terms: Net 30 Days, subject to on-going review/approval.

For lump sum proposals, the above values given are an approximation based on plans and specifications as provided, and are not to be used to calculate a unit price.

NUCOR®
REBAR FABRICATION

| Project: | Date: |
|---|---|
| PJ132412A - M | 5/20/2026 |
| **Escalation Date:** | **Quote Valid Thru:** |
| 3/31/2027 | 5/27/2026 |

**Nucor Rebar Fabrication South LLC**
Frostproof - 863.608.5228
22 Nucor Drive
Frostproof, FL 33843

Attn: **Christian Schultz**
Company: PCL
Project Name: MANATEE COUNTY SERWRF
City, State: Bradenton, FL

Change order pricing will be at the current market price plus freight and, $100.00 per hour for additional detailing and / or estimating.

For unit price proposals, any weights shown are for information only and are not to be used for a lump sum price.
Redetailing / Estimating for change orders at $100.00 / hour plus applicable tax.

## Escalation:

Rebar prices are firm for material delivered by March 31, 2027. Beginning April 01, 2027 add $40.00 per ton for every three months for material delivered thereafter.

The price adjustment provided in this contract is independent of and provision in any State or Federal DOT program for steel escalation.
This proposal and any contract formed as a result of this proposal is not subject to any upward or downward price adjustment provided for by any State or Federal DOT provision for steel escalation unless otherwise stated herein.

## Freight:

A charge of $650.00 per load will apply after the first (75) loads.
Quote is based on full truck load quantities (36,000 lbs). All deliveries that fall short are subject to an additional freight charge.
Any deliveries requested outside delivery times (Monday-Friday 6am - 3pm), excluding holidays are subject to an additional charge.
All returned/cancelled deliveries are subject to a re-delivery fee to be determined at the time of re-shipment.
Trailers will not be dropped at jobsite unless agreed upon at time of sale.
Nucor Rebar Fabrication reserves the right to add a fuel surcharge during the length of the contract due to rises in fuel costs.
Deliveries: 2 hours waiting time with buyer to unload, additional detention time @ $200.00 per hour.
Trailers will not be dropped at jobsite unless previously agreed to by buyer and seller prior to entering into a contract.

## Conditions:

Prices are offered for acceptance within 7 days of the date noted above, after which this proposal is null and void.
Change Orders between buyer and seller will be resolved within 45 days, otherwise accepted as written.

NUCOR® REBAR FABRICATION

| Project: | Date: |
|---|---|
| PJ132412A - M | 5/20/2026 |
| **Escalation Date:** | **Quote Valid Thru:** |
| 3/31/2027 | 5/27/2026 |

**Nucor Rebar Fabrication South LLC**
Frostproof - 863.608.5228
22 Nucor Drive
Frostproof, FL 33843

Attn: **Christian Schultz**
Company: PCL
Project Name: MANATEE COUNTY SERWRF
City, State: Bradenton, FL

## TERMS AND CONDITIONS OF SALE

**Terms of Sale:** Payment Terms – Subject to on-going credit approval: Net 30 days from date of invoice. Interest will be charged on all past due balances per the maximum rate allowed by law. Legal fees and costs will be paid as awarded to the prevailing party in the event of a legal dispute. Seller reserves the right to stop Work or demand security as required. Buyer agrees to pay Seller in accordance with the escalation policy as specifically identified in this proposal. "Work" is hereby defined as the performance of all work as listed above and included in any accepted Agreement, plus any changes, acceleration/out of sequence work, damages, escalation and costs incurred for the cause or benefit of Buyer or others.

**Acceptance:** Prices of individual bid items are subject to renegotiation if Buyer elects not to accept this complete proposal as presented. If Seller is requested to proceed with the work prior to the execution of a mutually agreed Contract, or if the work is completed prior thereto, the Terms and Conditions herein shall govern pending said Agreement. No assignment of this proposal shall be made without our prior written consent. We reserve the right to sublet portions of our Work.

**Schedule:** Seller's price is based upon detailing, fabrication, and placing on a normal 5-day, Monday to Friday, 40 hour work week, daylight hours unless explicitly noted on the face hereof. Performance will be based on bid documents as provided for tender and industry standards/CRSI. Schedule and schedule changes to be mutually agreed. Buyer to provide Seller (48) hours' notice of cancellation or modifications to schedule deliveries, Buyer agrees to provide adequate notice for workmen required at the jobsite and sufficient work for at least one full shift. Detailing submittals will be sequenced in a manner appropriate to the construction schedule.

**Back Charges/Shipping Discrepancies:** No charges for labor or materials furnished by the Buyer shall be allowed as a credit unless authorized in writing by Seller within ten (10) days of said occurrence. After a twenty four (24) hour period, all loads will be assumed to be verified.

**Safety:** Buyer will provide at no cost to Seller, general jobsite conditions conforming to OSHA standards and local governing authorities, including, but not limited to, adequate protection to ensure the safety of those working above reinforced steel as required, furnishing and installation of rebar safety caps or other OSHA compliant impalement hazard protection as required; Detection of/protection from underground and other utilities; Safe access, signage and other required warnings, flagging, barriers/barricades, general site and task lighting as required; Shoring, fall-protection anchorage points, walkways, approved scaffolding and staging in place as required, trenches, rails, snow and ice removal, all weather truck access; safe access to points of storage and work, etc. all as required.

**Insurance:** General Liability insurance will be provided solely for work performed by Seller and/or its engaged parties. Seller is not providing insurance for any liabilities that exceed Seller's responsibilities and/or liabilities. Additional insured Endorsements may limit liabilities to those assumed under the Agreement and exclude Professional Liabilities. XCU, subsidence, Professional Liability, Aircraft, Pollution Liability and mold coverage are excluded as not applicable to this trade. A broad coverage manuscript policy is provided in lieu of ISO descriptions and forms. Additional coverage or alternate requirements not set forth herein are subject to mutually agreement, availability, and any additional costs. Self-insured limits must be accepted as provided and any related security substitution requirements waived. Seller excludes Builders Risk Insurance and return receipt-requested notices for all certificates of insurance. Compliance requirements for any hired sub-contractors are subject to availability.

**Project/Owner Information:** Contractor agrees to provide Seller with any pertinent Project/Owner information, as reasonably requested.

## CONDITIONS OF SALES EXCLUDED

**"Pay if paid" or "Pay when paid"** conditions precedent for all properly completed work, including base scope of work, changes, acceleration/out of sequence work, damages, escalation and costs incurred for the cause or benefit of Buyer or others("Work"); Retention exceeding the rate withheld by Owner; Retention on F.O.B. items.
**Indemnification**, claim, and defense liabilities, responsibilities or damages exceeding any proportionate extent of cause by Seller's active negligence or willful misconduct.
**Minority**, DBE, DVBE, SBE, WBE and other special hiring status content, affiliation, or contribution to such requirements.
**Risk, liabilities** and responsibilities arising from existing conditions and preceding work exceeding visual inspection, including, but not limited to, field measurements, surveying, layout, forming and materials supplied by others; Costs arising from differing conditions and/or requirements from plans or drawings or bar lists provided for performance.

**Design engineering** and related Professional Liabilities and responsibilities; Costs and damages due to varying conditions and requirements.
**Waiving any rights** of dispute or redress; Costs/risks of claims against Owner for undisputed portions of our Work.
**Forms and information** requirements not mutually agreed; Unconditional forms of release in advance of receipt of funds; Releases that fail to exclude pending changes, unpaid balances, and retention as applicable; Releases for claims unrelated to payment for work performed; Non-conforming forms of waivers and releases within States that provide Statutory release language.

**Reports, waivers**, and other forms and contractual obligations related to bulk suppliers to our inventory stock who do not have lien rights.
**Warranties** exceeding Seller's scope of responsibilities or one (1) year; Guaranties of work performed by others; any forms of warranties, express or implied, of merchantability or fitness for purposes intended.

**Risks and responsibilities** for equipment and/or employees of Buyer or others providing services, or manning equipment used in connection with, but not within, Seller's scope of Work.

**Liquidated and delay damages** exceeding actual damages incurred, our scope of responsibility and/or our proportionate extent of cause, and for Force Majeure; Property damage, remedial work and/or replacement of Work and the work of others to the extent made necessary by others or Force Majeure.
**Increased labor and material** costs and/or damage in the event of project suspension or delay.
**General Liability** credits for any wrap-up insurance programs.
**Prime contract terms**, conditions, and scope in addition to, and/or in conflict with, a mutually agreed contract and Seller's scope of work and responsibilities as described herein.

Reports, submittals and data requirements not applicable to our trade, reasonably required or mutually agreed; Release of proprietary or other confidential information and records as governed by the U.S. Security and Exchange Commission rules for a publicly traded company.
**Any portion of fines or penalties** exceeding the extent of cause by Seller; Any increased, surcharged or escalated portion of fines incurred by Buyer.

ANY ATTACHMENTS HERETO, CONTAIN IMPORTANT TERMS AND CONDITIONS THAT ARE PART OF THE PROPOSAL AND OF ANY CONTRACT RESULTING THEREFROM. PLEASE READ ANY ATTACHMENTS HERETO.

The above Proposal is accepted
Customer: Christian Schultz
Company: PCL

BY: Nucor Rebar Fabrication South LLC
Salesperson: Mike Xeroteres
Email: Mike.Xeroteres@nucor.com
Cell: 863.608.5228

Signature _____ Signature _____

Print Name _____ Print Name _____

Date _____ Date _____

**ATLANTIC CONCRETE WASHOUT, INC. CUSTOMER PROFILE & pricing agreement,**
**wayneh@acwncw.com 352-345-9502,, wayne hutchins**

**Atlantic concrete washout southern.. 16877 E Colonial dr suite 410 Orlando fl**

## JOBSITE INFORMATION-☐Roadway ☐Residential ☐Commercial

| Job site name | JOB #:<br>PO #: | TODAY'S DATE |
|---|---|---|

| JOBSITE STREET ADDRESS | CITY | STATE | ZIP |
|---|---|---|---|

| JOBSITE CONTACT NAME/PHONE | JOBSITE CONTACT EMAIL |
|---|---|

## CUSTOMER INFORMATION

| LEGAL COMPANY NAME | | | |
|---|---|---|---|
| STREET ADDRESS | CITY | STATE | ZIP |
| **BILLING ADDRESS (IF DIFFERENT)** | CITY | STATE | ZIP |

| MAIN PHONE NUMBER | MAIN FAX NUMBER | FED TAX ID# |
|---|---|---|
| NAME OF PRIMARY BILLING CONTACT | BILLING EMAIL | BILLING CONTACT'S PHONE NUMBER |

ADDITIONAL BILLING EMAILS

## *Payment Information-Please see attached*

## PRICING INFORMATION

| **CONCRETE WASHOUT SERVICE** ☒ | **WASHOUT SERVICE** ☐ | **ADDITIONAL SERVICES/CHARGES** |
|---|---|---|
| BIN DROP or SWAP or PICKUP: (PER BIN PER SERVICE)<br>**$395.00** | | To avoid incurring a dead run or trash fee please make sure that the container is free of trash and other unauthorized materials and the path to the container is clear.<br><br>IF THERE IS TRASH IN YOUR CONTAINER AT THE TIME OF PICKUP YOU WILL BE CHARGED WITHOUT EXCEPTION. |
| BIN PUMPOUT – WATER<br>**395.00,,**<br>Free if on site | BIN PUMPOUT – SLURRY<br>:<br>*Slurry is any liquid material placed into washout container other than normal water. | TRASH OR OTHER UNAUTHORIZED MATERIALS IN CONTAINER:<br>**$395.00** |
| BIN RELOCATE: **395.00 NC if on site** | | DEAD RUN:<br>**$395.00** |
| BIN USAGE FEE: **$95.00** | | SAME DAY/NIGHTS/WEEKENDS/SOLID/OVERSIZED/OVERLOAD:<br>**$350.00** |
| BIN USAGE FEE PERIOD**: MONTHLY** | | ENVIRONMENTAL SERVICE FEE: **$25.00**per bin/service |
| MILES TO JOB SITE FROM NCW YARD:<br>**50m** | | **OVERLOADED/OVERSIZED/SOLID** |
| FUEL SURCHARGE: **14%** | | **CONTAINER OVERLOADED MORE THAN 1" OVER THE TOP EDGE OR EXCEEDS 30" IN ITS LARGEST DIMENSION**<br>**$350.00** |
| ADDITIONAL INSTRUCTIONS:<br>Stand By Time: Every 15 minutes our driver has to wait to perform service we will charge you **$50.00** | | **10 wheel roll off trucks are equipped to vacuum out 4" of standing water which is equivalent to 300 gallons. If there is more than 4" of standing water, a separate vacuum truck will need to be dispatched and an additional charge will be invoiced.** |

## GREEN BUILDING/LEED INFORMATION (ONLY REQUIRED FOR GREEN CERTIFIED DOCUMENTATION)

**IS THIS PROJECT A GREEN BUILDING/LEED PROJECT? YES ☐ (Please complete the info below) NO ☐**

**WEIGHT TICKET REQUIRED? YES___ (if yes, each weight ticket will be an additional $50.00) NO___**

| LEED AP OR AUTHORIZED REP | E-MAIL ADDRESS |
|---|---|
| PHONE NUMBER | FAX NUMBER |

## AUTHORIZED SIGNATURES

Conditions: **PLEASE READ ENTIRE AGREEMENT CAREFULLY Payment terms are Net 30 day upon credit approval. Balances carried past the due date or over established credit line will cause your account to be placed on hold and no service will be performed until account is brought up to date. The customer hereby agrees to pay all collection and legal fees if such action be necessary, as well as any Non-sufficient fund charges as allowed by law in the event of a returned check. By signing below I affirm that I have read these conditions and hereby agree to them.**

| ATLANTIC/NATIONAL CONCRETE WASHOUT SALESPERSON (PLEASE PRINT) | ATLANTIC/NATIONAL CONCRETE WASHOUT SALESPERSON (SIGNATURE) | DATE |
|---|---|---|
| Wayne Hutchins | KWH | |
| AUTHORIZED CUSTOMER (PLEASE PRINT) | AUTHORIZED SIGNATURE (SIGNATURE) | DATE |
| | | |

w

ATLANTIC CONCRETE WASHOUT, INC. NATIONAL CONCRETE WASHOUT

# NEW PAYMENT OPTIONS

4 payment options are available for your invoices for our company.

1. Make payment online when any invoice is sent to your email, by options given.

2. Pay by ACH using our bank account-Please email Donnag@acwncw.com for bank information, remittance information must be emailed to same email to apply payment correctly.

3. Set up E-check option which is a payment that will be withdrawn directly from your bank account, at your time frame, determined by an email by you, once you have reviewed your invoices. E-mail Donnag@acwncw.com for a one-time set up to keep your information secure.

4. Pay by check and mail to address on invoice.

All payments are Net 30-day terms.

# US AMERICAN CONCRETE

7000 NW 53 TERRACE
MIAMI, FL 33166
PHONE: (786)255-8624
WEBSITE: usamericanconcrete.com
EMAIL: pump@usamericanconcrete.com

# SERVICE PROPOSAL

Customer: PCL WIG
Attention: CHRISTIAN SCHULTZ
Address: 1 N. DALE MABRY
City: TAMPA State: FL Zip-Code: 33609
Phone: 813-493-7727 Email: ceschultz@pcl.com b.naramore@pcl.com

Date: 10-28-25 Quote Valid: 10-28-25
Jobsite Name: SEWRF CAPACITY IMPROVEMENTS PHASE B
Jobsite Address: 3331 LENA RD.
City: BRADENTON State: FL Zip-Code: 34211

| PUMP | $/HOUR | $/YARD | PUMP | $/HOUR | $/YARD |
|---|---|---|---|---|---|
| 2" Trailer Pump | $119.00/Hour | $3.99/Yard | | | |
| 3" Trailer Pump | $144.00/Hour | $4.25/Yard | 47 Meter (150') | $179.00/Hour | $2.99/Yard |
| 3"-5" HP Pump | $179.00/Hour | $4.29/Yard | 52 Meter (170') | $229.00/Hour | $3.29/Yard |
| 28-32 Meter (95'-105') | $129.00/Hour | $2.49/Yard | 58 Meter (190') | $269.00/Hour | $3.99/Yard |
| 34 Meter (115') | $135.00/Hour | $.2.59/Yard | 61 Meter (200') | $299.00/Hour | $4.29/Yard |
| 36 Meter (120') | $139.00/Hour | $2.69/Yard | 65 Meter (220') | $395.00/Hour | $6.00/Yard |
| 40 Meter (135') | $149.00/Hour | $2.89/Yard | 70 Meter (230') | $450.00/Hour | $6.50/Yard |
| | | | 75 Meter (245') | $500.00/Hour | $7.00/Yard |

**Notes:**

**PLACING BOOMS, REMARKS, DESCRIPTIONS, DIRECTIONS, MISCELLANEOUS**

1) 200' standard system with 2", All 3"-5" system billed at $3.00 per linear foot. (Additional labor required) 2"over 200' will be billed at $3.00 per linear foot
2) Primer Pack at $25.00 required for all pumps.
3) Helper priced at $75.00/Hour per man.
4) There will be an additional 12% Fuel Surcharge on the total invoice of all concrete pumps.
5) There is a 4-hour minimum, and 1-hour travel for all concrete pumps.
6) There is a $5,000.00 minimum charge for all 70-meter and 75-meter orders.
7) There will be an additional 20% charge on the total invoice of all concrete pumps for certified payroll jobs, CCIP and OCIP.
8) US American Concrete finishing square footage prices are based on 8-hour days per man. Overtime beyond 8 hours will be charged at the straight hourly overtime rate.
9) US American Concrete to finish one standard stair in square foot finishing pricing. All additional stairs and stairs not poured with slab to be billed separately, by the man.

**Payment Terms: Paid Upon receipt of Invoice.**

**This proposal includes the following conditions:**

a) Accepting a copy of this proposal without signing it and placing a future order constitutes acknowledgement and acceptance of all terms and pricing on the latest quotation.
b) Customer will designate an area for prime-out and clean-up of pumps. US American Concrete will not be responsible for clean-up as a result of failure to have such area designated or from concrete mixer driver overfilling pump hopper.
c) Customer is solely responsible for protecting/cleaning the jobsite surroundings in case of concrete splatter, over spray, and/or blown concrete hoses, etc. US American Concrete is not responsible for protecting/cleaning finished walls, decks, slabs below the ones being finished or any other exposed surfaces.
d) Protection of finished deck and stairs is the responsibility of the contractor.
e) Customer is solely responsible for ordering, bumping, halting delivery on the concrete to the job as well as late arrival of concrete, un-pumpable mix designs, and assumes all responsibility for addition of water while on the jobsite and respective concrete strength designs.
f) Contractor to provide protection on metal railings when pouring stairs.
g) Beams and upturn beam greater than 2' are considered vertical pours. Vibration in these areas is the responsibility of the contractor.
h) Rebar/electric chair or conduit spacing must be greater than 2" for proper vibration and penetration of aggregate.
i) Contractor to provide 2' walkway around perimeter of all working decks for proper edge/ depression finishes for access and safety.
j) Contractor to supply light for all early/late pours.
k) All Saturday, Sunday, or Holiday pours will be charged an additional $99.00 per hr.
l) Contractor to provide adequate access for the pump truck to the nearest point of placement. US American Concrete will not be responsible for damage to the property line inside the curb line.
m) All tows and parking to paid by customer due to improper jobsite pump access or terrain.
n) 2-hour notice of cancellation required for all orders. If timely notice is not given, 4-hour minimum will be charged, regardless of reason.
o) Contractors to have his authorized representative on deck throughout the pour. Contractor will also provide a man to back up the mixer truck to the hopper when necessary. Contractor to supply water, water hose, and a man on deck to wet deck ahead of pour.
p) The company is not responsible for weather damaged slab or damage to the slabs caused by others. US American Concrete will do its utmost to correct such problems. However, contractor agrees to pay prevailing hourly rate per man and supply all necessary approved materials or reimburse US American Concrete.
q) Contractor agrees that US American Concrete reserves the right to perform its own repair work and further agrees to give US American Concrete 72 hour notice to properly inspect and commence any repair. Any back charges for repairs performed by others will not be accepted unless prior written and time the notice is given. In any event, contractor agrees that back charges are not to exceed US American Concrete's finishing bill for that day.
r) US American Concrete is not responsible for layout field measurements supplied by others. Contractor's representative will schedule billing square footage 24 hours prior to the pour. However, if actual square footage is greater, contractor will be billed the difference and quality of work will not be guaranteed.
s) Contractor to provide hoisting of all equipment to and from all deck decks.
t) Contractor to provide fall protection and guard rails on all elevated pours. Contractor assumes all fines from failure to provide such.
u) The contractor agrees to follow all OSHA regulations pertaining to providing a safe work environment. Contractor agrees to pay all municipal and OSHA fines that may be incurred by US American Concrete as a result from the failure of contractor to provide this safe work environment.

# SERVICE PROPOSAL


**US AMERICAN CONCRETE**
7000 NW 53 TERRACE
MIAMI, FL 33166
PHONE: (786)255-8624
WEBSITE: usamericanconcrete.com
EMAIL: pump@usamericanconcrete.com


| **This quotation supersedes all prior agreements or understandings written or oral. The contractor whose name appears above accepts receipt of these prices and acknowledges acceptance of the conditions above. Accepting a copy of this proposal without signing it and placing a future order constitutes acknowledgement and acceptance of all terms and pricing on this quotation.** | |
|---|---|
| Contractor Name: | Prepared By: JOHN SMALLWOOD |
| Contractor Signature: | Prepared Date: 10-28-25 |
| Date: | |

V.01/19

Quote Number: **Q10038130-0**
Created On: 11/3/2025
Quote Expires On: 12/3/2025

**Project:** **Manatee Co. SEWRF Imp Ph B**
Project Address: ,

Estimated Start Date: 1/1/2026
Project End Date: 1/31/2027

Customer Service:
Sales Office Address: ,

**Account**: **PCL CONSTRUCTION INC**
Account Number: 18042
Contact: Bill Naramore
E-mail: wenaramore@pcl.com
Phone: 813-425-1459

## MATERIAL PRICING

| Item Code | Description | Quantity | Unit Price |
|---|---|---|---|
| **35CNX309** | **3500 PSI Regular - CMD3, add fiber CMD4**<br>*Escalator of $8.00 effective 4/1/2026 recurring every 6 months* | 250 CY | $160.00 |
| **35CNX309H** | **3500 PSI Regular w.hrwr - CMD3, add fiber CMD4**<br>*Escalator of $8.00 effective 4/1/2026 recurring every 6 months* | 1 CY | $164.00 |
| **30SNG515** | **3000 PSI Coarse Masonry Grout ASTM C476**<br>*Escalator of $8.00 effective 4/1/2026 recurring every 6 months* | 1 CY | $160.00 |
| **40SNX590** | **4000 PSI Small Rock Pump Mix - CMD1**<br>*Escalator of $8.00 effective 4/1/2026 recurring every 6 months* | 250 CY | $171.00 |
| **40SNX590H** | **4000 PSI Small Rock Pump Mix w.HRWR - CMD1**<br>*Escalator of $8.00 effective 4/1/2026 recurring every 6 months* | 1 CY | $175.00 |
| **45CNX653** | **4500 PSI Regular - CMD1 & CMD2**<br>*Escalator of $8.00 effective 4/1/2026 recurring every 6 months* | 1 CY | $173.00 |
| **45CNX653H** | **4500 PSI Regular w.hrwr - CMD1 & CMD2**<br>*Escalator of $8.00 effective 4/1/2026 recurring every 6 months* | 500 CY | $177.00 |
| **50SNX532** | **5000 PSI Small Rock pump Mix - CMD2**<br>*Escalator of $8.00 effective 4/1/2026 recurring every 6 months* | 1 CY | $177.00 |
| **50SNX532H** | **5000 PSI Small Rock Pump Mix w.hrwr - CMD2**<br>*Escalator of $8.00 effective 4/1/2026 recurring every 6 months* | 1 CY | $180.00 |
| **40GNG9** | **Pump Primer Grout**<br>*Escalator of $8.00 effective 4/1/2026 recurring every 6 months* | 1 CY | $250.00 |

## SUNDRIES AND SURCHARGES

| Item | Comments | Price | Unit |
|---|---|---|---|
| **ENVIRONMENTAL FEE PER CYD** | ENVIRONMENTAL FEE PER CYD | $1.50 | PCY |
| **FUEL FEE PER CYD** | FUEL FEE PER CY | $6.00 | PCY |
| **MIN LOAD NO CHARGE** | | $0.00 | CY |
| **MIN LOAD NO CHARGE** | | $0.00 | CY |
| **Additional Products & Services** | | | |
| **FIBER 1.5 LBS PER YARD** | | $10.50 | PCY |
| **PUMP PRIMER FEE** | | $250.00 | EA |
| **XYPEX C-500 NF RED WP** | | $75.00 | EA |
| **2.0 GAL ECLIPSE FLOOR 200 SRA GCP** | | $50.00 | PCY |
| **ICE LB** | | $1.25 | LBS |

| | |
|---|---|
| Quote Number: | **Q10038130-0** |
| Created On: | 11/3/2025 |
| Quote Expires On: | 12/3/2025 |

| | | | |
|---|---|---|---|
| **Concrete Testing Fee** | Concrete Testing Fee will be needed for if ASR or Shrinkage testing is required. | $1,500.00 | EA |

**Respectfully,**

**FL- Sarasota**

**Sales Rep:** # Ronald.Hurn
**Phone:**
**Email:** Ronald.Hurn@quikrete-readymix.com

**Customer Acceptance**

**Signed by:**

**Date:**

__*Taxable* __*Tax Exempt (Attach Certificate)*

Quote Number: **Q10038130-0**
Created On: 11/3/2025
Quote Expires On: 12/3/2025

## CLAUSES

In the event of material shortages from our supplier(s), to meet the demand of the project schedule, we are advising you in advance that a price adjustment may be required. You will be notified. Please make the necessary budget adjustments as we move forward with your project. Any questions related to this please contact your salesperson and we will be glad to discuss.

## Terms and Conditions

1. This quotation is void unless accepted within 30 days from the date hereof and unless continuous shipment is started within 30 days from date of order.
2. If during the life of a contract set forth by this proposal, the purchaser's financial responsibility or credit standing becomes impaired or his method of paying accounts become unsatisfactory to the seller, the seller reserves the right to require the purchaser to make payment in advance or give satisfactory security or guarantee that the invoices will be promptly paid when due and if the purchaser fails to do so, the seller reserves the right to cancel the contract.
3. The prices quoted herein will be increased to cover any municipal, county, state, or federal tax levied after the date of this quotation.
4. Ready-mix concrete is charged to the purchaser's account when loaded into the truck at the seller's plant and is not returnable for credit.
5. This quotation and the prices quoted herein shall be valid only as to concrete delivered for the performance of the original scope of work in the purchaser's contract to which this quotation pertains. As to any work added to the purchaser's contract, seller shall have the right to negotiate the price, and conditions thereof, or to cancel the contract as to such work.
6. Prices and quantities are based on the wet volume at the time of discharge from the delivery truck.
7. Prices quoted herein are for delivery between the hours of 8:00 a.m. and 6:00 p.m., Mondays through Fridays. Additional charges may be made for delivery during other than the hours noted above, or on Saturdays, Sundays and Legal Holidays. Prices for overtime or holiday deliveries will be quoted on request.
8. The purchaser agrees to give the seller reasonable notice of the time and rate of deliveries. All deliveries will be made on the best of the seller's ability and dispatch, but no claims will be allowed because of delay in delivery.
9. It is understood by purchaser that seller must purchase materials from sources which are occasionally limited, and the inability of seller to obtain such materials shall excuse seller's obligation to furnish any concrete committed hereunder which requires use of such materials.
10. The seller will not be liable for failure to make delivery when prevented by strikes, or any other labor trouble, accidents, or necessary repairs to machinery, fires, floods, or by acts of God, including but not limited to any causes beyond the seller's control.
11. The seller agrees to make delivery to the most accessible point over suitable roadways provided by the purchaser. The purchaser assumes all liability for damage to sidewalks, driveways, or other property, incurred as a result of deliveries beyond the curb line. Seller reserves the right to refuse to make delivery where such delivery may damage seller's truck.
12. An unload period of 5 minutes per cu. yd. will be allowed at the job site, based from the time the truck arrives at the job site. Trucks held in excess of the allowable unloading time may be billed to the purchaser.
13. Purchaser is allowed one piece load to complete a given pour; otherwise, charge will be made for trips of less than full loads.
14. Cement shall be Type 1L or Type I / II regular Portland cement, seller's option, unless specifically noted above. Variations from this type will be quoted on request.
15. Quikrete Construction Materials makes no warranty except that the concrete furnished will meet the strength requirements for the project as set forth in the contract documents. All other warranties whether express or implied are hereby rescinded. This express limited warranty may not be modified or expanded unless done so in writing and signed by an officer of the company, and no agent of the company has authority to modify this limited warranty by oral representation or otherwise.
16. PURCHASER'S REMEDY FOR ANY BREACH OF CONTRACT OR WARRANTY HEREUNDER SHALL BE LIMITED, at seller's option, to the furnishing and delivery of replacement concrete, or a refund of the contract price. Purchaser shall only be entitled to and seller shall only be liable for replacement or refund, as outlined above.
17. The brand of cement used will be seller's option.
18. The seller agrees to use admixtures in accordance with the manufacturer's recommendations or as amended by the architect's or engineer's specifications, but will not assume any responsibility or the effect of such admixtures on the concrete before or after delivery.
19. All concrete shall be batched, mixed and delivered in accordance with requirements of ASTM Specifications C - 94 for ready-mixed concrete. Cement and aggregates shall meet the requirements of the applicable ASTM and AASHTO standard or specifications.
20. The purchaser's use of the prices quoted hereby, or any later modifications thereto agreeable to both parties, in submitting any quotation or bid to others, shall constitute an acceptance of the offer made hereby, with all terms and conditions stated herein. To the extent any purchase order thereafter issued by purchaser is inconsistent herewith, this quotation shall govern the obligations of the parties.
21. The seller is not responsible for the slump, strength or quality of any concrete to which water or any other material had been added by the purchaser of his agent or at his request. The seller has no control over the placing or handling of concrete after unloading and will not be responsible for placement, finishing, initial and final curing, placement of joints at proper spacing, and any aesthetic concerns/issue's (such as cracks, discoloration, etc.) that may arise in the plastic and hardened state where the concrete has been used or is used.
22. Designs for ready-mixed concrete will be made to produce 27 cu. ft. yield per cu. yd. and the specified strength. The seller does not assume liability in connection with any design by other than the seller to produce 27 cu. ft. yield or specified strength.
23. Cost of testing is to the account of the purchaser.
24. Any stated or implied guarantee of concrete strength by the seller is contingent on all concrete testing work and subsequent evaluation of concrete test results being performed by the purchaser in full compliance with all provisions in the applicable ASTM, AASHTO and ACI standard or specification. No cost of any concrete testing is for the account of the seller except as may be required in referenced standards or specifications.
25. ARBITRATION AND CLASS ACTION WAIVER: In the event of any dispute, claim, question or disagreement ('Claims") arising from or relating to the transactions contemplated hereby, the parties agree to consult and negotiate with each other and attempt to reach a just and equitable solution reasonably acceptable to both parties. If the parties do not reach such a solution within a period of 60 days, then, upon written notice by either party to the other, all disputes, claims, questions or differences shall be finally settled by arbitration administered by the American Arbitration Association in accordance with the provisions of its Construction Industry Arbitration Rules. Such arbitration shall proceed solely on an individual basis without the right for any Claim to be arbitrated on a class action basis or in a purported representative capacity on behalf of others. The arbitrator's authority to resolve and make written awards is limited to Claims between the parties alone. Claims may not be joined or consolidated unless agreed to in writing by all parties. No arbitration award or decision will have any preclusive effect as to issues or claims in any dispute with anyone who is not a named party to the arbitration. Notwithstanding any other provision in these Terms and Conditions, and without waiving either party's right of appeal, if any portion of this 'Arbitration and Class Action Waiver" provision is deemed invalid or unenforceable, then the entire provision (other than this sentence) shall not apply.
26. Except to the extent required by applicable law or regulation, purchaser agrees to keep this quote and the price quoted herein confidential and shall not publish, make available or otherwise disclose this quotation or the price quoted herein to any third party except in connection with the sale or prospective sale of purchaser’s goods, materials or services.

# PROPOSAL

American Blue Star Reinforcing
17633 Gunn Hwy #170
Odessa, Fl. 33556
Phone: (813) 733-1987

Date: 11/10/2025
Contact: Doug Jordan
Cell: (813) 733-1987
djordan@absreinforcing.com

Proposal: DJ401-25FL R

To: PCL Construction Inc.
Address:

Project:

Lake Manatee WTP Phase B

Attention: Bill Naramore
Phone: 813-425-1459
Email: WENaramore@pcl.com

# SCOPE OF WORK

This Agreement is between American Blue Star Reinforcing (hereinafter called "Subcontractor") and PCL (hereinafter called "Contractor") and is subject to the terms and conditions as follows:

Furnish Labor to install reinforcing steel for the above-referenced project, all in accordance with the Structural drawings and specifications from the Following: Bid Submittal set of plans Dated APRIL 2023

The Contractor agrees, in consideration of the performance of this agreement by the Subcontractor, to pay, or to cause to be paid to the Subcontractor, sums of money computed as follows:

| | |
|---|---|
| **Unit Price Install Reinforcing.** | 555 / Ton |
| **Unit Price Install Reinforcing Pipe Encasement** | 1200 / Ton |
| **Unit Price Supply Reinforcing** | 1338 / Ton |

*Taxes not Included*

*Prices are based on shipments starting April 1 2026, Prcies maybe subject to increase thereafter.Any increases will be based on and equal to the amount of the mill increases.*

Unless agreed otherwise, it is understood that the work will be performed during a **40** hour work week (i.e., Monday through Friday - 8 hour day). If additional time or premium time or an acceleration is required to complete the work, through no fault of Blue Star, Than contractor is responsible to pay all premium at an additional rate of **$75** per hour

Proposal is only valid for 15 days from the date of the proposal. After this date the proposal will be subject to reconfirmation by the seller and repricing based on market conditions.
If ABSR recieves LOI from PCL than ABSR reserves the right to review all aspects of project scope, schedule, constructability, ect. with PCL before official acceptance of such LOI.
*ABSR = American Blue Star Reinforcing*

**ABSR Condsiderations:**

1) Project wage rates are not based on Local Davis Bacon
   If it is determined that a prevailing wage is other than above mentioned, than ABSR reserve the right to be compensated for the diffrence of the prevailing & bid wage if needed.
2) No badging or permit fees.
3) ABSR to be given access to Suppliers shipping and release log as well as submittals status.
4) ABSR to be paid its monthly progress billing in full 30 days from Invoice date
5) ABSR to be paid its final contract and retention (If Held) in full after 30 days upon the final Invoice date.
6) Retention to be 5%
7) Pour breaks and sequence to be mutualy agreed upon.

**Specific Exclusions**

1) Augercast Piles
2) Site Walls or Site work
3) Generator Pads
4) Crane Pad and Tie Backs
5) Sidewalk and electrical duct Encasements
6) Drainage Structures
7) PARKING
9) Male Formsavers

All other Exclusions see on page 5.

1 hour unloading time allowed per delivery, additional time will be charged at $150 per hour for each hour or portion thereof.

Rebar & PT Contract/Estimated quantities to be forwarded to Subcontractor before mobilization.
ABSR to be paid its contract in full every 30 days upon the final inspection and approval.
Contractor will provide grades, lines, and rigid templates.

# CONDITIONS OF AGREEMENT

1. Contractor agrees to give Subcontractor 24-hours notice for workmen at job site and schedule work for a full day.

2 Contractor agrees that all forms and templates will be in place before installation, except those forms or other materials that will hinder the installation.

3 Contractor agrees to establish all levels and datum lines, elevations, openings, and dowel outs.

4 Contractor will provide clear access roads and ramps for unloading of trailer/truck deliveries to within 50 feet of point of installation, and reasonable storage areas.

5 Contractor will provide grades, lines, and rigid templates.

6 Contractor will provide sanitary facilities.

7 Contractor will provide reasonable working areas, with proper scaffolding in place, where applicable.

8 Hoisting: the general contractor shall provide, at no cost to the Subcontractor, properly manned hoisting facilities for the hoisting or lowering of men, materials and equipment, including but not limited to, that hoisting or lowering required for unloading, distribution, and placement of pre-assembled units.

9 Contractor agrees to provide copies of all contract documents in quantities as reasonably requested by the Subcontractor at no cost to the Subcontractor.

10 Contractor agrees to provide copies of all shop drawings, bar lists, and receiving tickets for all materials necessary in the pursuit of this Subcontract in quantities as requested by the Subcontractor at no cost to the Subcontractor. Contractor shall allow Subcontractor rights to work with steel supplier directly, and agrees to do so by acceptance of this Proposal.

11 Working schedules to be made by mutual agreement of the Contractor and Subcontractor to conform to Contractor's master schedule. In event duration times are provided by Subcontractor, it is agreed that time starts only when work areas are provided ready to receive installation in all respects, in accordance with OSHA and State safety regulations.

12 Reinforcing steel will be bundled and tagged for each pour. Any and all revisions to be described, in writing by the Architect/Engineer.

## ***EXCLUDED BY SUBCONTRACTOR AND FURNISHED BY GENERAL CONTRACTOR***

1. Cost of inspection, testing, permits and/or fees.
2. Cost of performance and/or other bonds, all penalties, or liquidated damages.
3. Inserts, sleeves, smooth dowels, or threaded reinforcing steel or rods.
4. Cleaning, cutting, straightening or rework of existing reinforcing steel.
5. cutting, drilling, grouting, dry-packing, epoxying of reinforcing steel.
6. Burning of structural steel to pass reinforcing steel.
7. Liability against loss of reinfrocing steel due to strikes, accidents, water, flood or other acts of God, and the repair or replacement of same.
8. Protection, painting, greasing or wrapping of reinforcing steel or smooth dowels.
9. Fabricated reinforcing steel, or other permanent materials.
10. OSHA requirements for exposed reinforcing steel ends.
11. All welding and mesh wrapping.
12. Field bending of any reinforcing steel.
13. Blocking, chairing and/or pulling of wire mesh.
14. Hoisting or lowering of men and materials, including pre-fabricated units.
15. Support steel and concrete accessories for reinforing steel.
16. support steel and accessories for post-tensioning manterials.
17. Any applicable sales or use taxes.
18. All splicing devices.
19. Firm, level, sub-grade at elevation shown on drawings.
20. All dead men and cables for guying if required.
21. Separate pour watchman, or safety, quality, or traffic control personnel or the added cost of composite crew clean-up peronnel.
22. Disposal or removal of trash, debris, etc.
23. Installation of masonry steel above dowels.
24. Moving or double-handling reinforcing steel from lay-down yard.
25. Protective covering of stored steel, if applicable.
26. Removal, grinding and/or patching of staples, nails, bolts or any other device used for the placement of concrete reinforcement accessories.
27. Generally, all mechanical couplers and mesh are excluded unless a price is specifically addressed for those items.
28. Beam bolsters to run longitudinally with beam bottoms.
29. Site-Specific safety tools, clothing and/or orientations to be provided or paid for by the General Contractor.

# ***EXECUTION***

NOW, THEREFORE, the Contractor accepts the above Subcontract Proposal and the Subcontractor agrees to perform the work comprehended hereunder, and the Contractor agrees to and accepts all stipulations, conditions and exclusions set set forth in the preceding.

IN WITNESS WHEREOF, both parties have executed this Agreement in the day and year as written.

| CONTRACTOR: | | SUBCONTRACTOR: | |
|---|---|---|---|
| By: | | By: | Doug Jordan |
| Title: | | Title: | Project Manager |
| Date: | | Ph: | 813-733-1987 |
| | | Date: | |

# D. T. READ STEEL CO., INC.

100 Opportunity Drive South Mills, NC 27976 Phone: (757)487-2047 Fax: (757)487-0768


**NCDOT Highway Contractor # 70211**
**DBE Certified FDOT (Florida)**
**NAICS CODE: 237310**
**EMR .71**

November 11, 2025

RE: Manatee County SEWRF - Phase B - Capacity Improvements
Brandenton, Florida

# QUOTE

D. T. Read Steel proposes to place reinforcing steel for **$841.00 per ton.**
Tie wire (black annealed wire only) for an additional **$40.00** to the unit price.
One (1) Mobilization **$3,000.00**
**.71 current MOD rate**

# SCOPE

If the **FL05** dated **01/03/25** wage determination for reinforcing ironworker is **$34.39**, the price quoted is valid; if the wage scale is different our quote is subject to change. All reinforcing steel is to be furnished, fabricated with accessories; approved shop drawings, are to be furnished by others. Full crane service, when needed, will be furnished by your company without charge to us. The rebar needs to be offloaded by others next to the intended work area, within cranes reach of the installation work area; once unloaded we will only handle the rebar one time in the act of installation or pre-fabrication. All prefabricated rebar must be prefabricated within the cranes reach of its installed location. We must have a dedicated crane when needed. If applicable, we must have a picking beam for our use, to set our prefabricated walls, etc. without charge to us. If applicable, any vertical rebar must rest on top of the finish concrete below. Any openings that the rebar is not fabricated for shall be cut or moved by others.

Your company must provide dowel templates, grade lines, and pour layout necessary to place the reinforcing steel; also, you must provide type 25 standees and slab bolsters for slab rebar mats and beams. We will need templates provided by your company for any dowels projecting out of any concrete. The rebar will be placed before any possible obstructions, forms, steel beams, anchor bolts, etc.; meaning the rebar installed will not be pulled, threaded, dragged, etc. under any obstructions. If it is practical and more efficient to prefabricate the rebar mats, beams, etc., we will need crane service to set the prefabricated items. If necessary, we may need holding rebar, brace rebar, positioning rebar, etc. and this is to be paid to us as an extra to contract at our unit rate. Any trenches, sump pits, depressed slabs, elevation changes at any location in the slabs, clearly need to be marked by others prior to placing rebar. The rebar lay-down area shall be within a crane's reach of the rebar located in that specific pour.

# D. T. READ STEEL CO., INC.

100 Opportunity Drive South Mills, NC 27976 Phone: (757)487-2047 Fax: (757)487-0768


Manatee County SEWRF - Phase B - Capacity Improvements
Brandenton, Florida

Standard typical exclusions are placing precast rebar, placing duct-bank/pipe encasement rebar, field bending rebar, testing rebar, welding, welded rebar splices, burning, cutting rebar, placing CMU masonry rebar, placing CMU masonry lintel bond beams, placing CMU masonry tie beams, making templates for dowels, placing mechanical couplers, placing smooth dowels, placing wire mesh, making supports for top mat rebar, placing pile dowels, drilling, epoxying dowels, grouting dowels, placing pile plug rebar, placing pile connection rebar, placing wall coping cap rebar, welding pile dowels, staging, scaffolding and cleaning rebar are to be done by others. If any wire mesh affiliated rebar is located within any pour areas where the wire mesh is not installed by us, others shall install any wire mesh affiliated rebar within that pour such as CMU dowels, thicken slab rebar, turn down slab rebar, opening rebar, reentrant rebar, added rebar, curb dowel rebar, etc. Any sleeves, dowel sleeves, covering rebar, placing weldable rebar, placing smooth dowels, placing stair nose rebar shall be done by others. Any men supplied for concrete pour watch shall be supplied at our hourly basis, premium time not included.

This proposal is based on a standard eight-(8) hour workday or forty-(40) hour workweek, weather permitting. D. T. Read Steel Co., Inc. will not be responsible for any overtime cost, if any overtime occurs your company shall pay for the premium. Also, we are not held liable for delays of any nature, unless due to our negligence. We include insurance, labor, chokers, and trade tools for our portion of the work. We are to be paid for any items prefabricated and stockpiled. If the rebar needs to be stockpiled on site at a specific elevation your company shall supply the necessary material and means to stockpile rebar. Dunnage supplied by you at no charge to us. If applicable, others shall cover every truck load of rebar delivered to the jobsite. Any covering of any exposed rebar that has been installed shall be covered by others. Making the rebar safe to work around, such as rebar caps, etc., shall be done by others. Any static lines, handrails, scaffolding, etc., will be in place by others before our workers enter the work area. All static lines, handrails, scaffolding etc., shall be OSHA/Job site approved. In addition, restroom facilities are to be supplied by your company.

We will cover the cost of 1 hour of job orientation. Any other job orientation, training, requirements, COVID training, vaccine testing, vaccine information training, etc. shall be paid by others at our hourly rates. Any confined space, hazmat training, or any training needed to work on this project shall be paid for by others. Also, any associated cost incurred for base access, badging or background checks shall be paid by others at our hourly rates.

We must have a copy of every rebar shipping ticket sent to us. We will bill per amount delivered as stated on the shipping tickets not the plan quantities. Any retainage withheld is to be paid within thirty (30) days after our portion of the work is completed, not after the Contractor's portion is complete. This sentence is to be included in the subcontract **(Any work-related discrepancies shall be clarified by the work scope stated in DTRSC's proposal dated 11/11/25)**.

Our hourly rate is **$75.00** per man, **$85.00** per foreman and **$95.00** per superintendent per hour. Our payment Terms = Net 30 Days and Net 15 Days for T&M or Changer Order work.

# D. T. READ STEEL CO., INC.

100 Opportunity Drive South Mills, NC 27976 Phone: (757)487-2047 Fax: (757)487-0768


Manatee County SEWRF - Phase B - Capacity Improvements
Brandenton, Florida

This proposal is valid for 30 days and is subject to the attached terms and conditions. If a Bond is needed for this contract, one can be provided for the installation portion of our contract, at the expense of the General contractor as follows and any surcharges; the bond rate will be **2.5%**. The bond rate will need to be issued as Change Order #1. Also, the total (premium) bond rate is based on the final contract value.

GOD Bless,
D. T. Read Steel Co., Inc.

_____
Donnie Read, President

J P Specialties, Inc.
P O Box 1507
Lake Elsinore, CA 92531

Quote

Invoice #: 00027903

Bill To:

PCL Civil Constructors
C/O Southern Avenue Sewer Project
7317 W Southern Avenue
Laveen, AZ 85043
USA

Ship To:

PCL Civil Constructors, Inc.
1 N. Dale Mabry Highway, Suite 300
Tampa, FL 33609
Christian - (918) 892-4110

| SALESPERSON | YOUR NO. | SHIP VIA | COL | PPD | SHIP DATE | TERMS | DATE | PG. |
|---|---|---|---|---|---|---|---|---|
| Ward, Nathaniel P | QUOTE | Prepaid | | | 12/4/2025 | 1% 10 Net 30 | 11/20/2025 | 1 |

| QTY. | ITEM NO. | DESCRIPTION | PRICE | UNIT | DISC % | EXTENDED | TX. |
|---|---|---|---|---|---|---|---|
| | | **Manatee County SEWRF – Phase B – Capacity Improvements in Bradenton, FL**<br><br>**Current Lead Time is (2) Weeks + Transit ARO**<br><br>*****Freight Becomes Prepaid at Order Subtotal of $19,000.00+**<br><br>**6" & 9" PVC WATER STOP** | | | | | |
| 3,400 | PVC638 | 6" x 3/8" x 50' Earth Shield PVC ribbed centerbulb waterstop. ***HS Tariff 3916.20.00 | $3.53 | lft | | $12,002.00 | |
| 250 | PVC938 | 9" x 3/8" x 50' Earth Shield PVC ribbed centerbulb waterstop. ***HS Tariff 3916.20.00 | $6.44 | lft | | $1,610.00 | |
| | | **CH2M Hill Waterstop Protector** | | | | | |
| 52 | 2055CH2M | CH2M Hill (Special) Stainless Steel Waterstop Protector 4-1/2" 12 gauge 304 S/S (4 lft sections) Per Specification *** This is a custom bend-to-order part. | $45.00 | lft | | $2,340.00 | |

Due to product liability all Earth Shield¨ Waterstop sales are final.

| | |
|---|---|
| Sale Amt.: | |
| Freight: | |
| Sales Tax: | |
| Total Amt.: | |
| Paid Today: | |
| Balance Due: | |

J P Specialties, Inc.
P O Box 1507
Lake Elsinore, CA 92531

Quote

Invoice #: 00027903

Bill To:

PCL Civil Constructors
C/O Southern Avenue Sewer Project
7317 W Southern Avenue
Laveen, AZ 85043
USA

Ship To:

PCL Civil Constructors, Inc.
1 N. Dale Mabry Highway, Suite 300
Tampa, FL 33609
Christian - (918) 892-4110

| SALESPERSON | YOUR NO. | SHIP VIA | COL | PPD | SHIP DATE | TERMS | DATE | PG. |
|---|---|---|---|---|---|---|---|---|
| Ward, Nathaniel P | QUOTE | Prepaid | | | 12/4/2025 | 1% 10 Net 30 | 11/20/2025 | 2 |

| QTY. | ITEM NO. | DESCRIPTION | PRICE | UNIT | DISC % | EXTENDED | TX. |
|---|---|---|---|---|---|---|---|
| | | ***HS Tariff 7308.90.90.99 | | | | | |
| 2 | NB190A | **Hydrophilic Swelling Waterstop** (200 lft [60.97 M] [8 rolls] per box) Type NB190 Profile A is a flexible, coiled strip of modified hydrophilic chloroprene rubber that swells upon contact with water to form a long lasting compression seal for concrete construction joints. 10mm x 20mm x 60.97 meters [200 lft]. | $857.14 | box | | $1,714.28 | |
| | | ***HS Tariff 2715.00.0000 | | | | | |
| 8 | NBPASTESAUS | Type NB190¨ Hydrophilic Waterstop Paste is a single-component, moisture activated hydrophilic, elastomeric sealant for use as a waterstop in new construction and repair applications. 1/4" bead yields 50 feet per 20-ounce sausage tube. | $75.12 | each | | $600.96 | |
| | | ***HS Tariff 3909.50.1000 | | | | | |
| | | **Tools / Accessories** | | | | | |
| 1 | NBGUN | Caulking Gun for Sausage | $90.00 | each | | $90.00 | |

Due to product liability all Earth Shield¨ Waterstop sales are final.

| | |
|---|---|
| Sale Amt.: | |
| Freight: | |
| Sales Tax: | |
| Total Amt.: | |
| Paid Today: | |
| Balance Due: | |

J P Specialties, Inc.
P O Box 1507
Lake Elsinore, CA 92531

Quote

Invoice #: 00027903

Bill To:

PCL Civil Constructors
C/O Southern Avenue Sewer Project
7317 W Southern Avenue
Laveen, AZ 85043
USA

Ship To:

PCL Civil Constructors, Inc.
1 N. Dale Mabry Highway, Suite 300
Tampa, FL 33609
Christian - (918) 892-4110

| SALESPERSON | YOUR NO. | SHIP VIA | COL | PPD | SHIP DATE | TERMS | DATE | PG. |
|---|---|---|---|---|---|---|---|---|
| Ward, Nathaniel P | QUOTE | Prepaid | | | 12/4/2025 | 1% 10 Net 30 | 11/20/2025 | 3 |

| QTY. | ITEM NO. | DESCRIPTION | PRICE | UNIT | DISC % | EXTENDED | TX. |
|---|---|---|---|---|---|---|---|
| 1 | 12414 | Tubes<br>JP414 Series 2 (3/4" x 4.5" x 14") large waterstop splicing iron. Includes: Peel-and-stick Teflon cover, aircraft-grade 6061 aluminum casing, built-in thermometer, oil-resistant outdoor-use power cord, ergonomic grip, and high-temperature (1000 watts) sealed cartridge heaters. (115 volt.)<br>***HS Tariff 8515.19.0000 | $436.97 | each | | $436.97 | |
| 1 | 12418 | Die-cut to fit JP414 Series 2. Peel & Stick Teflon Covers provide a non-stick surface for JP Waterstop Splicing Irons.<br>***HS Tariff 7019.40.0000 | $20.24 | each | | $20.24 | |
| 1 | 12010 | ST-10 Series 2 Waterstop Splicing Table is an easy-to-use tool designed to mechanically weld thermoplastic waterstops (adjusts up to 12" wide). Saves time and money, while providing high-quality mechanical field welds. (includes instruction manual, shims, & tool kit.) (no welding iron included).HS Tariff | $2,500.61 | each | | $2,500.61 | |

Due to product liability all Earth Shield¨ Waterstop sales are final.

| | |
|---|---|
| Sale Amt.: | |
| Freight: | |
| Sales Tax: | |
| Total Amt.: | |
| Paid Today: | |
| Balance Due: | |

J P Specialties, Inc.
P O Box 1507
Lake Elsinore, CA 92531

Quote

Invoice #: 00027903

Bill To:

PCL Civil Constructors
C/O Southern Avenue Sewer Project
7317 W Southern Avenue
Laveen, AZ 85043
USA

Ship To:

PCL Civil Constructors, Inc.
1 N. Dale Mabry Highway, Suite 300
Tampa, FL 33609
Christian - (918) 892-4110

| SALESPERSON | YOUR NO. | SHIP VIA | COL | PPD | SHIP DATE | TERMS | DATE | PG. |
|---|---|---|---|---|---|---|---|---|
| Ward, Nathaniel P | QUOTE | Prepaid | | | 12/4/2025 | 1% 10 Net 30 | 11/20/2025 | 4 |

| QTY. | ITEM NO. | DESCRIPTION | PRICE | UNIT | DISC % | EXTENDED | TX. |
|---|---|---|---|---|---|---|---|
| | | 8465.92.0045 | | | | | |

Due to product liability all Earth Shield¨ Waterstop sales are final.

| | |
|---|---|
| Sale Amt.: | $21,315.06 |
| Freight: | $0.00 |
| Sales Tax: | $0.00 |
| Total Amt.: | $21,315.06 |
| Paid Today: | $0.00 |
| Balance Due: | $21,315.06 |

# AMHERST MAINTENANCE, INC.

## *PROPOSAL*

November 11, 2025

PCL Construction Inc
1050 North Dale Blvd
Tampa FL 33609

Attention: Thomas Skehan

Re: Manatee County SERWRF Capacity Improvements Project- Phase B . Proposed price is based on specifications and drawings

**SCOPE OF WORK**

**ITEM INCLUDED**

***New Electrical Building #4…….$ 31,500.00**
***New AGS Influent Pump Station……...$ 32,000.00**
***New AGS WAS Pump Station……$ 6,000.00**
***New AGS Basin and AGS WAS Surge Tank……$ 2,380,000.00**
***New AGS Blowers……$ 50,000.00**
***Yard Piping……..……$ 28,000,00**

**SECTIONS INCLUDED**

1. **Section 09970 (Surface protection Spray System)**
2. **Section 09900 (Painting)**
3. **Section 07900 (Joint Sealants)**

**TOTAL AMOUNT ……$2,527,500.00**

**Price includes all labor, material scaffolding, insurances bonding and supervision**

920 Harbor Lake Court, Safety Harbor Florida 34695
Phone (727) 781-6500 Fax (727) 726-8729 Email: AmherstMaintenance@verizon.net

Hudson
Pump & Equipment
A Division of Tencarva Machinery Company
3524 Craftsman Boulevard, Lakeland, FL 33803
Phone (863) 665-7867 Fax (863) 667-2951

# PROPOSAL/CONTRACT

**TO:** PCL **DATE:** 5-22-26

**PROJECT:** Manatee County SEWRF - Phase B - Capacity Improvements

**BID DATE:** 5-22-26

---

**Hudson Pump & Equipment agrees to sell to Purchaser and Purchaser agrees to purchase from Hudson Pump & Equipment the products as described below:**

## I. EQUIPMENT DESCRIPTION:

**SECTION 11425 – HORIZONTAL END SUCTION CENTRIFUGAL PUMPS**

**AGS Pumps (P-33401, P-33402, P-33403, P-33404)**

Flygt AC Package to include the following**:**

Qty 4. Flygt AC Centrifugal Pumps, Model 150 NSY, 16x16-20 rated for 4700gpm 19ft. TDH, in Cast Iron construction with CI/2-3% nickel impeller, split mechanical seal, with a 30hp/710rpm TEFC premium efficient severe duty 3/60/460V motor, coupling with guard and individual fabricated steel base plates.

***Note: pump, motor and base will all be shipped separately and require field assembly while installing by others.**

## II. APPLICABLE SPECIFICATIONS:

11425

The specifications listed above are the only specifications that shall apply to this proposal either directly or by reference. Any specification that is not specifically included as part of this proposal is excluded from this offering.

## III. COMMENTS AND CLARIFICATIONS:

1) 1.03.A.1.h – Anchorage and bracing to be supplied by others.
2) 1.03.B.1 – Anchorage and bracing to be supplied by others.
3) 2.01.B – Adjustable frequency drives and coordination with adjustable frequency drives to be supplied by others.
4) 2.03.A – Pump and motor nameplates to be manufacturer's standard.
5) 2.03.D – Anchor bolts to be supplied by others.
6) 2.04 – Factory surface preparation and coating shall be Xylem standard which is as follows: Prior to paint, blast and clean per SSPC-SP10. Primer coat shall be Carboline Carboguard 890, DFT of 4 to 6 mils. Top coat shall be Carboline Carboguard 890, color navy grey (color code 2708), DFT of 4 to 8 mils. Motor to have vendors standard coating.

**IV. BID VALIDITY:** This bid is valid for 120 days unless withdrawn by seller in writing and is based upon equipment release for manufacture within 120 days and shipment upon completion or within 10 days of test curve submittal.

**V. ESCALATION:** Material surcharges and escalation will apply to all orders not released for manufacturing and shipment within 90 days of the quote date.

**VI. TERMS OF PAYMENT:** 100% net cash 30 days with credit approval. **A 2% processing fee shall be added to all credit card payments.** A late charge of 1.5% per month shall be added to all unpaid balances. The Purchaser shall pay all attorney's fees and collection charges for any late payments. If shipment is delayed by the purchaser, the date of readiness for shipment shall be deemed the date of shipment for payment purposes. Payments shall be prorated as shipments go forward. Full payment is required before equipment start-up. Payment is not contingent upon Purchaser's receipt of payment from others.

**VII. TAXES:** No taxes are included.

**VIII. TITLE AND FREIGHT:** F.O.B. Factory, Freight Allowed to Jobsite.

**IX. PAINT:** The equipment will be shop painted per the manufacturers standard paint system.

**X. SERVICE:** 6 trips and 6 days of service for inspection, start-up and training on are included at no charge. For additional service, add $1500 per day plus expenses.

**XI. EXCLUDED ITEMS:** The following items are **not** included:
Installation, alignment, soleplates, templates, anchor bolts, standard tools, lubricants, and any other items not specifically listed in this proposal.

**XII. TERMS AND CONDITIONS:** This proposal is quoted on the standard terms, conditions and warranty of the manufacturers and per the attached. Hudson Pump & Equipment assumes no liability for liquidated damages, consequential damages and/or removal and reinstallation charges.

**XIII. SHIPPING DATE:** 8-10 weeks for submittal preparation.
38-42 weeks for manufacture after approval, subject to prior sale.

**XIV. TOTAL PRICE, FREIGHT INCLUDED** ……..$ 398,000.00

**XV. SIGNATURES**

| | |
|---|---|
| By _____ (Signature) | Accepted By _____ (Signature) |
| Robert Maxwell (Name) | _____ (Name) |
| Account Manager (Title) | _____ (Title) |
| Hudson Pump & Equipment (Company | _____ (Company) |
| _____ (Date) | _____ (Date) |

# HUDSON PUMP & EQUIPMENT TERMS AND CONDITIONS

**WARRANTY** - Company warrants title to the product(s) and, except as noted with respect to items not of Company's manufacturer, also warrants the product(s) on date of shipment to Purchaser, to be of the kind and quality described herein, and free of defects in workmanship and material. THIS WARRANTY IS EXPRESSLY IN LIEU OF ALL OTHER WARRANTIES, INCLUDING BUT NOT LIMITED TO IMPLIED WARRANTIES OF MERCHANTABILITY AND FITNESS, AND CONSTITUTES THE ONLY WARRANTY OF COMPANY WITH RESPECT TO THE PRODUCT(S).

If within one year from date of initial operation, but not more than eighteen months from date of shipment by Company of any item of product(s), Purchaser discovers that such item was not as warranted above and promptly notifies Company in writing thereof, Company shall remedy such nonconformance by, at Company's option, adjustment or repair or replacement of the item and any affected part of the product(s). Purchaser shall assume all responsibility and expense for removal, reinstallation, and freight in connection with the foregoing remedies. The same obligations and conditions shall extend to replacement parts furnished by Company hereunder. Company shall have the right of disposal of parts replaced by it. Purchaser agrees to notify Company, in writing, of any apparent defects in design, material or workmanship, prior to performing any corrective action back chargeable to the Company. Purchaser shall provide a detailed estimate of the material, labor costs associated with proposed remedy for expeditious review and approval by the Company.

ANY SEPARATELY LISTED ITEM OF THE PRODUCT(S) WHICH IS NOT MANUFACTURED BY THE COMPANY IS NOT WARRANTED BY COMPANY and shall be covered only by the express warranty, if any, of the manufacturer thereof.

THIS STATES PURCHASER'S EXCLUSIVE REMEDY AGAINST COMPANY AND ITS SUPPLIERS RELATING TO THE PRODUCT(S) WHETHER IN CONTRACT OR IN TORT OR UNDER ANY OTHER LEGAL THEORY, AND WHETHER ARISING OUT OF WARRANTIES, REPRESENTATIONS, INSTRUCTIONS, INSTALLATIONS OR DEFECTS FROM ANY CAUSE. Company and its suppliers shall have no obligation as to any product which has been improperly stored or handled, or which has not been operated or maintained according to instructions in Company or supplier furnished manuals.

**NUCLEAR** - Purchaser represents and warrants that the product(s) covered by this contract shall not be used in or in connection with a nuclear facility or application.

**NONCANCELLATION** - Purchaser may not cancel or terminate for convenience, or direct suspension of manufacture, except on mutually acceptable terms.

**DELAYS** - If Company suffers delay in performance due to any cause beyond its control, including but not limited to act of God, war, act or failure to act of government, act or omission of Purchaser, fire, flood, strike or labor troubles, sabotage, or delay in obtaining from others suitable services, materials, components, equipment or transportation, the time of performance shall be extended a period of time equal to the period of the delay and its consequences. Company will give to Purchaser notice in writing within a reasonable time after Company becomes aware of any such delay.

**STORAGE** - Any item of the product(s) on which manufacture or shipment is delayed by causes within Purchaser's control, or by causes which affect Purchaser's ability to receive the product(s), may be placed in storage by Company for Purchaser's account and risk.

**TITLE AND INSURANCE** - Title to the product(s) and risk of loss or damage shall pass to Purchaser at the f.o.b. point, except that a security interest in the product(s) and proceeds and any replacement shall remain in Company, regardless of mode of attachment to realty or other property, until the full price has been paid in cash. Purchaser agrees to do all acts necessary to perfect and maintain said security interest, and to protect Company's interest by adequately insuring the product(s) against loss or damage from any external cause with Company named as insured or co-insured.

**LIMITATION OF LIABILITY** - Neither Company nor its suppliers shall be liable, whether in contract or in tort or under any other legal theory, for loss of use, revenue or profit, or for cost of capital or of substitute use or performance, or for incidental, indirect, or special or consequential damages, or for any other loss or cost of similar type, or for claims by Purchaser for damages of Purchaser's customers. Likewise, Company shall not, under any circumstances, be liable for the fault, negligence, or wrongful acts of Purchaser or Purchaser's employees, or Purchaser's other contractors or suppliers.

IN NO EVENT SHALL COMPANY BE LIABLE IN EXCESS OF THE SALES PRICE OF THE PART(S) OR PRODUCT FOUND DEFECTIVE.

**GENERAL** - (a) Company will comply with all laws applicable to Company. Compliance with OSHA or similar federal, state or local laws during any operation or use of the product(s) is the sole responsibility of Purchaser. (b) The laws of the State of Florida shall govern the validity, interpretation and enforcement of any contract of which these provisions are a part, without giving effect to any rules governing the conflict of laws. (c) This document and any other documents specifically referred to as being a part hereof, constitute the entire contract on the subject matter, and it shall not be modified except in writing signed by both parties. Unless otherwise specified, any reference to Purchaser's order is for identification only. Assignment may be made only with written consent of both parties.

**ACCEPTANCE** - The determination of compliance with performance guarantees will be based on results of factory tests under controlled conditions with calibrated instruments and tested per standards of the Hydraulic Institute.

**CONTROLLING PROVISIONS** - These terms and conditions shall control with respect to any purchase order or sale of the Company's products. No waiver, alteration or modification of these terms and conditions whether on Purchaser's purchase order or otherwise shall be valid unless the waiver, alteration or modification is specifically accepted in writing and signed by an authorized representative of the Company.

# Item I: Description of Equipment, Testing, and Services

AGS Pumps (P-33401, P-33402, P-33403, P-33404)

A. Quantity (4) Four 16x16x20 NSYV Model 150 Direct Coupled Horizontal Baseplate Mounted Pumps. Pump Ratings are as Follows:

- Rated Operating Condition – 4,700 gpm @ 19 ft TDH at 710 RPM

Pump construction consists of:

- ASTM A48 Class 30 Cast Iron Suction Cover, Casing, Stuffing Box Cover, Frame, Bearing Cover and Bearing Housing
- 2-3% Ni-Cast Iron 2 Vane Impeller
- 410SS Impeller Wear Ring (300-325 BHN)
- 410SS Suction Cover Wear Plate (350-375 BHN)
- 316SS Pump Shaft
- 304SS Shaft Sleeve
- Chesterton 442 Split Single Mechanical Seal with SiC Faces
- TB Woods Sure-Flex Style Coupling with Guard
- Fabricated Steel Baseplate
- Inboard Bearing: One Single Row Roller Bearing
- Outboard Bearing: Two Duplex “DB” Mounted Ball Bearings
- Standard Xylem Carboline Carboguard 890 Pump Finish

Pump Factory Testing to Consist of the Following:

- PE-Wit. Factory Pump Performance Test with Job Motor per HI Standard 14.6-2016 Grade 1U (4 Pumps)
- PE-Wit. Factory Pump Vibration Test at Rated Condition per HI Standard 14.6-2016 Grade 1U (4 Pumps)
- PE-Wit. Assembled Pump Hydrostatic Test per HI Standard 14.6-2016 (4 Pumps)

Quantity (4) Four, 30 HP, 720 RPM, 3/60Hz/460V, TEFC, Premium Efficient, Horizontal Foot Mounted Motors with the Following Features:

- Random Wound
- 1.15 S.F. on Sine Wave Power
- 1.00 S.F. on VFD
- Class "F" Insulation
- Insulife 2000 Insulation System
- 3300 Ft.(1000 M) Altitude
- +40 C Ambient
- "F-1" Assembly Position
- Inverter Duty NEMA MG1 Part 31
- Variable Torque
- 10:1 Speed Range
- Class "B" Rise @ 1.0 S.F.
- NEMA Design "B"
- DOL and VFD Start
- Continuous Duty
- AEGIS Grounding Ring (SGR)
- Special Balance
- Thermostats - Normally Closed

Scope Includes the Following Spare Parts:

- No Spare Parts Included in Scope of Supply

## Bid Proposal

**GMP - SERWRF Capacity Phase B Improvements**

**All Bidders**
**Job Location:** Bradenton, FL
**Engineer Name:** McKim & Creed
**Bid Date:** 05/22/2026 05:00 pm
**Bid Due Date:**
**Addendum Number:** 2
**Plan Sheet Date:** 07/01/2025
**Core & Main Bid #:** 4934045

**Core & Main**
2525 12th St Bldg 2
Sarasota, FL 34237
Phone: 9413648909
Fax: 9419517543

| Bid Seq | Description | Qty | UoM | Sell | Ext Sell | Filter | Spec Sec | Addendum Number |
|---|---|---|---|---|---|---|---|---|
| 10 | ********** | | | | | | | |
| 20 | **SITE UTILITIES** | | | | | | | |
| 30 | **P/S C03.201-.205** | | | | | | | |
| 40 | _____ | | | | | | | |
| 50 | | | | | | | | |
| 60 | **AGI INFLUENT F/AGS INFLUENT PS P/S C03.201** | | | | | | | |
| 70 | | | | | | | | |
| 80 | 24 HDSS PR350 DI PIPE PERMOX | 100 | FT | 433.09 | 43,309.00 | DI PIPE | MC_UTILITES APP LIST | |
| 90 | 24 MJ 90 C153 IMP PERMOX | 1 | EA | 4,968.34 | 4,968.34 | DI MJ FTGS | MC_UTILITES APP LIST | |
| 100 | 24 FOSTER ADPT EPXY W/BLUE B&N 24FA-OX.BLU USA | 1 | EA | 1,187.44 | 1,187.44 | DI MJ FTGS | MC_UTILITES APP LIST | |
| 110 | 24 MJ 45 C153 IMP PERMOX | 1 | EA | 3,685.62 | 3,685.62 | DI MJ FTGS | MC_UTILITES APP LIST | |
| 120 | 24 MJ L/P SLV C153 IMP PERMOX | 1 | EA | 3,383.73 | 3,383.73 | DI MJ FTGS | MC_UTILITES APP LIST | |
| 130 | 24 STAR 3024 DIP REST SB IMP STARBOND L/ACC SGDPS24 | 6 | EA | 552.28 | 3,313.68 | MJ RESTRAINTS | MC_UTILITES APP LIST | |
| 140 | 24 MJ ACC SET L/GLAND EPDM GSKT COR BLUE BOLTS IMP | 6 | EA | 248.25 | 1,489.50 | MJ RESTRAINTS | 02640_PG.217 | |
| 150 | | | | | | | | |
| 160 | **AG-WAS TO BASINS P/S C03.201** | | | | | | | |
| 170 | | | | | | | | |
| 180 | 8 HDSS PR350 DI PIPE PERMOX | 100 | FT | 123.03 | 12,303.00 | DI PIPE | MC_UTILITES APP LIST | |
| 190 | 8 MJ 45 C153 IMP PERMOX | 2 | EA | 640.59 | 1,281.18 | DI MJ FTGS | MC_UTILITES APP LIST | |
| 200 | 8 MJ L/P SLV C153 IMP PERMOX | 1 | EA | 708.53 | 708.53 | DI MJ FTGS | MC_UTILITES APP LIST | |
| 210 | 8 STAR 3008 DIP REST SB IMP STARBOND L/ACC SGDPS08N | 6 | EA | 57.42 | 344.52 | MJ RESTRAINTS | MC_UTILITES APP LIST | |
| 220 | 8"MJ ACC SET L/GLAND COR BLUE | 6 | EA | 65.61 | 393.66 | MJ RESTRAINTS | 02640_PG.217 | |
| 230 | **PAGE BREAK** | | | | | | | |
| 240 | **AEROBIC GRANULATED SLUDGE DRN P/S C03.201** | | | | | | | |
| 250 | | | | | | | | |
| 260 | 4 PVC SCH80 PIPE SWB 20' | 160 | FT | 10.58 | 1,692.80 | SCH80 PVC | | |
| 270 | 4X4 PVC S80 WYE HXHXH 875-040 | 2 | EA | 164.70 | 329.40 | SCH80 PVC | | |
| 280 | 4 PVC S80 45 HXH 817-040 | 4 | EA | 52.32 | 209.28 | SCH80 PVC | | |
| 290 | 4 SCH40 FEMALE ADAPT HXFIPT 435-040 | 2 | EA | 6.72 | 13.44 | SCH80 PVC | | |
| 300 | 4 PVC S40 TRD PLG MIPT 450-040 | 2 | EA | 9.93 | 19.86 | SCH80 PVC | | |
| 310 | 4 PVC S80 CPLG HXH 829-040 | 2 | EA | 21.22 | 42.44 | SCH80 PVC | | |
| 320 | | | | | | | | |
| 330 | **NONPOTABLE WATER P/S C03.202-.204** | | | | | | | |
| 340 | | | | | | | | |
| 350 | 8 MJ L/P SLV C153 IMP | 1 | EA | 752.82 | 752.82 | DI MJ FTGS | MC_UTILITES APP LIST | |
| 360 | 8X4 MJ TEE C153 IMP | 2 | EA | 283.50 | 567.00 | DI MJ FTGS | MC_UTILITES APP LIST | |
| 370 | 4 FOSTER ADPT EPXY W/BLUE B&N 4FA-OX.BLU USA | 2 | EA | 131.19 | 262.38 | DI MJ FTGS | MC_UTILITES APP LIST | |
| 380 | 4 F6100 MJ RW GV OL ON L/ACC CLOW GATE VALVE EPOXY COATED W/STAINLESS STEEL BOLTS & NUTS | 2 | EA | 715.77 | 1,431.54 | VALVE GATE | | |
| 390 | 4 HDSS PR350 DI PIPE | 180 | FT | 53.89 | 9,700.20 | DI PIPE | | |
| 400 | 4 MJ CAP C153 IMP | 1 | EA | 42.75 | 42.75 | DI MJ FTGS | MC_UTILITES APP LIST | |
| 410 | 4 MJ TEE C153 IMP | 1 | EA | 147.00 | 147.00 | DI MJ FTGS | | |
| 420 | 4X2 MJ TAPT CAP C153 IMP | 2 | EA | 87.75 | 175.50 | DI MJ FTGS | | |
| 430 | C87-77-NL 2 BRS MALE ADPT MIPTXPJ PVC NO LEAD | 2 | EA | 132.63 | 265.26 | BRASS FTGS | | |
| 440 | 2 PVC SCH80 PIPE SWB 20' | 180 | FT | 3.52 | 633.60 | SCH80 PVC | | |
| 450 | 2 PVC S80 90 HXH 806-020 | 1 | EA | 4.82 | 4.82 | SCH80 PVC | | |
| 460 | 8 HDSS PR350 DI PIPE | 240 | FT | 52.82 | 12,676.80 | DI PIPE | MC_UTILITES APP LIST | |
| 470 | 8 MJ 45 C153 IMP | 1 | EA | 640.59 | 640.59 | DI MJ FTGS | MC_UTILITES APP LIST | |
| 480 | 8 STAR 3008 DIP REST SB IMP STARBOND L/ACC SGDPS08N | 8 | EA | 57.42 | 459.36 | MJ RESTRAINTS | MC_UTILITES APP LIST | |
| 490 | 8"MJ ACC SET L/GLAND COR BLUE | 8 | EA | 65.61 | 524.88 | MJ RESTRAINTS | 02640_PG.217 | |
| 500 | 4 STAR 3004 DIP REST SB IMP STARBOND L/ACC SGDPS04N | 6 | EA | 32.48 | 194.88 | MJ RESTRAINTS | MC_UTILITES APP LIST | |
| 510 | 4"MJ ACC SET L/GLAND COR BLUE | 6 | EA | 48.00 | 288.00 | MJ RESTRAINTS | 02640_PG.217 | |
| 520 | | | | | | | | |
| 530 | **BASIN WATERLINE CORRECTION P/S C03.203** | | | | | | | |
| 540 | | | | | | | | |
| 550 | 30 MJ L/P SLV C153 IMP PERMOX | 1 | EA | 6,098.28 | 6,098.28 | DI MJ FTGS | MC_UTILITES APP LIST | |

Internal Use Only

| | | | | | | | |
|---|---|---|---|---|---|---|---|
| 560 | 30 TJ PR350 DI PIPE PERMOX | 20 | FT | 554.80 | 11,096.00 | DI PIPE | MC_UTILITES APP LIST |
| 570 | 30X16 MJ TEE C153 IMP PERMOX | 1 | EA | 10,976.17 | 10,976.17 | DI MJ FTGS | MC_UTILITES APP LIST |
| 580 | 16 TJ PR350 DI PIPE PERMOX | 240 | FT | 228.39 | 54,813.60 | DI PIPE | MC_UTILITES APP LIST |
| 590 | 16 MJ 45 C153 IMP PERMOX | 3 | EA | 2,037.59 | 6,112.77 | DI MJ FTGS | MC_UTILITES APP LIST |
| 600 | 30 STAR 3030 DIP REST SB IMP STARBOND L/ACC SGDPS30 | 4 | EA | 1,362.67 | 5,450.68 | MJ RESTRAINTS | MC_UTILITES APP LIST |
| 610 | 30 MJ ACC SET L/GLAND EPDM GSKT COR BLUE BOLTS IMP | 4 | EA | 515.72 | 2,062.88 | MJ RESTRAINTS | 02640_PG.217 |
| 620 | 16 STAR 3016 DIP REST SB IMP STARBOND L/ACC SGDPS16 | 7 | EA | 233.89 | 1,637.23 | MJ RESTRAINTS | MC_UTILITES APP LIST |
| 630 | 16"MJ ACC SET L/GLAND COR BLUE | 7 | EA | 152.25 | 1,065.75 | MJ RESTRAINTS | 02640_PG.217 |
| 640 | | | | | | | |
| 650 | **REJECT RETURN LINE P/S C03.203** | | | | | | |
| 660 | | | | | | | |
| 670 | 12 MJ 90 C153 IMP PERMOX | 1 | EA | 1,363.36 | 1,363.36 | DI MJ FTGS | MC_UTILITES APP LIST |
| 680 | 12 PVC C900 DR18 PIPE 20' GRN GSKT PC235 | 140 | FT | 37.42 | 5,238.80 | C900 | MC_UTILITES APP LIST |
| 690 | 12 STAR 4012 PVC REST SB IMP STARBOND L/ACC PVCS4012G2 | 3 | EA | 140.24 | 420.72 | MJ RESTRAINTS | MC_UTILITES APP LIST |
| 700 | 12"MJ ACC SET L/GLAND COR BLUE | 3 | EA | 91.20 | 273.60 | MJ RESTRAINTS | 02640_PG.217 |
| 710 | | | | | | | |
| 720 | **LEACHATE LINE P/S C03.203** | | | | | | |
| 730 | | | | | | | |
| 740 | 12 MJ 90 C153 IMP PERMOX | 1 | EA | 1,363.36 | 1,363.36 | DI MJ FTGS | MC_UTILITES APP LIST |
| 750 | 12 PVC C900 DR18 PIPE 20' GRN GSKT PC235 | 60 | FT | 37.42 | 2,245.20 | C900 | MC_UTILITES APP LIST |
| 760 | 12 MJ 45 C153 IMP PERMOX | 3 | EA | 1,232.65 | 3,697.95 | DI MJ FTGS | MC_UTILITES APP LIST |
| 770 | 6 MJ 90 C153 IMP PERMOX | 3 | EA | 506.65 | 1,519.95 | DI MJ FTGS | MC_UTILITES APP LIST |
| 780 | 6 PVC C900 DR18 PIPE 20' GRN GSKT PC235 | 120 | FT | 10.30 | 1,236.00 | C900 | MC_UTILITES APP LIST |
| 790 | 12 STAR 4012 PVC REST SB IMP STARBOND L/ACC PVCS4012G2 | 8 | EA | 140.24 | 1,121.92 | MJ RESTRAINTS | MC_UTILITES APP LIST |
| 800 | 12"MJ ACC SET L/GLAND COR BLUE | 8 | EA | 91.20 | 729.60 | MJ RESTRAINTS | 02640_PG.217 |
| 810 | 6 STAR 4006 PVC REST SB IMP STARBOND L/ACC PVCS4006G2 | 6 | EA | 48.00 | 288.00 | MJ RESTRAINTS | MC_UTILITES APP LIST |
| 820 | 6"MJ ACC SET L/GLAND COR BLUE | 6 | EA | 65.61 | 393.66 | MJ RESTRAINTS | 02640_PG.217 |
| 830 | | | | | | | |
| 840 | **AEROBIC GRANULATED SLUDGE EFF P/S C03.204, .205** | | | | | | |
| 850 | | | | | | | |
| 860 | 24 HDSS PR350 DI PIPE PERMOX | 740 | FT | 433.09 | 320,486.60 | DI PIPE | MC_UTILITES APP LIST |
| 870 | 24 MJ 45 C153 IMP PERMOX | 6 | EA | 3,685.62 | 22,113.72 | DI MJ FTGS | MC_UTILITES APP LIST |
| 880 | 24 MJ 90 C153 IMP PERMOX | 2 | EA | 4,968.34 | 9,936.68 | DI MJ FTGS | MC_UTILITES APP LIST |
| 890 | 12 STAR 4012 PVC REST SB IMP STARBOND L/ACC PVCS4012G2 | 16 | EA | 140.24 | 2,243.84 | MJ RESTRAINTS | MC_UTILITES APP LIST |
| 900 | 12"MJ ACC SET L/GLAND COR BLUE | 16 | EA | 91.20 | 1,459.20 | MJ RESTRAINTS | 02640_PG.217 |
| 910 | | | | | | | |
| 920 | ********** | | | | | | |
| 930 | **MECHANICAL** | | | | | | |
| 940 | **P/S C03.201-.205** | | | | | | |
| 950 | _____ | | | | | | |
| 960 | | | | | | | |
| 970 | **AGS INLFLUENT PUMP STATION P/S M34.201, .301, .501** | | | | | | |
| 980 | **NT: NO P&ID F/INF PS. CONTRACTOR TO VERIFY ALL MATERIALS BEFORE ORDERING.** | | | | | | |
| 990 | | | | | | | |
| 1000 | **INFLUENT** | | | | | | |
| 1010 | | | | | | | |
| 1020 | 24" 7200 SUPER FLANGE W/ 316SS B&N RSF7224SS16 IMP | 1 | EA | 4,210.58 | 4,210.58 | RFCA | MC_UTILITES APP LIST |
| 1040 | 24 FLGXFLG DI PIPE PERMOX 3'6" PRIMED IMP | 1 | EA | 4,690.22 | 4,690.22 | DI FLG PIPE | 09900_PG.425 |
| 1050 | 24X16 FLG TEE C110 PERMOX | 3 | EA | 7,470.23 | 22,410.69 | DI FLG FTGS | 09900_PG.425 |
| 1060 | 24 FLGXFLG DI PIPE PERMOX 8' PRIMED IMP | 2 | EA | 7,621.74 | 15,243.48 | DI FLG PIPE | 09900_PG.425 |
| 1070 | 24 FLGXFLG DI PIPE PERMOX 7'5" PRIMED IMP | 1 | EA | 7,295.66 | 7,295.66 | DI FLG PIPE | 09900_PG.425 |
| 1080 | 24X16 FLG 90 C110 PR IMP PERMO | 1 | EA | 6,881.12 | 6,881.12 | DI FLG FTGS | 09900_PG.425 |
| 1090 | 16 GA FIG B517 FLG PLUG VLV W/GEAR & OP NUT | 4 | EA | 7,611.12 | 30,444.48 | VALVE PLUG | MC_UTILITES APP LIST |
| 1110 | 16 FLGXFLG DIP PERMOX 2'10" PRIMED IMP | 4 | EA | 2,621.12 | 10,484.48 | DI FLG PIPE | 09900_PG.425 |
| 1120 | 16 FLGXPE DI PIPE PERMOX 1' PRIMED IMP | 4 | EA | 1,117.78 | 4,471.12 | DI FLG PIPE | 09900_PG.425 |
| 1130 | 16" 7200 SUPER FLANGE W/ 316SS B&N RSF7216SS16 IMP | 4 | EA | 2,560.47 | 10,241.88 | RFCA | MC_UTILITES APP LIST |
| 1150 | 24X1/8 FLG ACC EPDM FF 316SS | 8 | EA | 667.63 | 5,341.04 | FLG BNG | |
| 1160 | 16 FLG ACC EPDM FF 316SS | 16 | EA | 311.32 | 4,981.12 | FLG BNG | |
| 1170 | | | | | | | |
| 1180 | **EFFLUENT** | | | | | | |
| 1190 | | | | | | | |
| 1200 | 16 FLGXFLG DI PIPE PERMOX 1'6" PRIMED IMP | 4 | EA | 2,011.12 | 8,044.48 | DI FLG PIPE | 09900_PG.425 |
| 1210 | 16 FLG 90 C110 PR IMP PERMOX | 8 | EA | 3,052.50 | 24,420.00 | DI FLG FTGS | 09900_PG.425 |
| 1220 | 16 FLGXFLG DI PIPE PERMOX 2' PRIMED IMP | 4 | EA | 2,214.45 | 8,857.80 | DI FLG PIPE | 09900_PG.425 |
| 1230 | 16X4 FLG TEE C110 PERMOX | 4 | EA | 4,387.78 | 17,551.12 | DI FLG FTGS | 09900_PG.425 |
| 1240 | 4X2 TAPT BLIND FLG PERMOX | 4 | EA | 370.77 | 1,483.08 | DI FLG FTGS | 09900_PG.425 |
| 1250 | 2XCL BRASS NIPPLE NO LEAD (I) | 4 | EA | 19.02 | 76.08 | BRASS FTGS | |
| 1260 | 2 WATT LF3003 FIPT DIE UNION LEAD FREE 0009879 | 4 | EA | 316.46 | 1,265.84 | BRASS FTGS | |
| 1270 | 2XCL 316SS NIPPLE | 8 | EA | 10.09 | 80.72 | SST FTGS | |
| 1280 | V210FP-32 2 316SS BALL VLV FP FIPTXFIPT | 4 | EA | 138.72 | 554.88 | SST BALL VALVE | MC_UTILITES APP LIST |
| 1290 | 2 929 AIR RELEASE VALVE ONLY | 4 | EA | 1,147.06 | 4,588.24 | VALVE AIR | MC_UTILITES APP LIST |

| | | | | | | | |
|---|---|---|---|---|---|---|---|
| 1300 | 16 FLGXFLG DIP PERMOX 1'10" PRIMED IMP TAPT 1/2" @ CENTER | 4 | EA | 2,518.89 | 10,075.56 | DI FLG PIPE | 09900_PG.425 |
| 1320 | 16 8001A SWING CHECK VLV FULL WATER WAY, FLANGE ENDS, CAST IRON BODY, BRONZE BODY BRONZE DISC SEAT RING, SINGLE WEIGHT, 316 SS HINGE PIN, D 9007C SPDT NEMA 4 LIMIT 316 SS COVER BOLTS, 16 MILS AND EXTERIOR EPOXY PAINT, | 4 | EA | 15,582.32 | 62,329.28 | VALVE CHECK | MC_UTILITES APP LIST |
| 1400 | 16 GA FIG B517 FLG PLUG VLV W/GEAR & OP NUT | 4 | EA | 7,611.12 | 30,444.48 | VALVE PLUG | MC_UTILITES APP LIST |
| 1420 | 16 FLG TEE C110 PERMOX | 4 | EA | 4,139.67 | 16,558.68 | DI FLG FTGS | 09900_PG.425 |
| 1430 | 16X2 TAPT BLIND FLG PERMOX | 4 | EA | 2,454.23 | 9,816.92 | DI FLG FTGS | 09900_PG.425 |
| 1440 | 2X1/2 BRASS BUSHING NL (I) NO LEAD | 4 | EA | 27.43 | 109.72 | BRASS FTGS | |
| 1450 | 1/2X2 BRASS NIPPLE NO LEAD (I) | 4 | EA | 4.08 | 16.32 | BRASS FTGS | |
| 1460 | 1/2 WATT LF3003 FIPT DIE UNION NO LEAD 0009874 | 4 | EA | 47.76 | 191.04 | BRASS FTGS | |
| 1470 | 1/2 MIPXFIP ASHCROFT V02 316SS GAUGE VALVE | 4 | EA | 312.90 | 1,251.60 | PRESS GAUGE | |
| 1480 | 16 FLGXFLG DI PIPE PERMOX 2'1" PRIMED IMP | 4 | EA | 2,417.78 | 9,671.12 | DI FLG PIPE | 09900_PG.425 |
| 1490 | 24X16 FLG 90 C110 IMP PERMOX | 1 | EA | 6,881.12 | 6,881.12 | DI FLG FTGS | 09900_PG.425 |
| 1500 | 24 FLGXFLG DI PIPE PERMOX 7'5" PRIMED IMP | 1 | EA | 7,295.66 | 7,295.66 | DI FLG PIPE | 09900_PG.425 |
| 1510 | 24X16 FLG TEE C110 PERMOX | 3 | EA | 7,470.23 | 22,410.69 | DI FLG FTGS | 09900_PG.425 |
| 1520 | 24 FLGXFLG DI PIPE PERMOX 8' PRIMED IMP | 2 | EA | 7,621.74 | 15,243.48 | DI FLG PIPE | 09900_PG.425 |
| 1530 | 24 FLGXFLG DIP PERMOX 1'11" PRIMED IMP TAPT 1/2" @ CENTER | 1 | EA | 4,009.79 | 4,009.79 | DI FLG PIPE | 09900_PG.425 |
| 1550 | 24 FLG 90 C110 PR IMP PERMOX | 1 | EA | 7,455.56 | 7,455.56 | DI FLG FTGS | 09900_PG.425 |
| 1560 | 24 FLGXFLG DI PIPE PERMOX 9'7" PRIMED IMP | 1 | EA | 8,925.00 | 8,925.00 | DI FLG PIPE | 09900_PG.425 |
| 1570 | **CLAMP ON FLOWMETER BY OTHERS** | | | | | | |
| 1580 | 24 FLG TEE C110 PERMOX | 1 | EA | 10,351.00 | 10,351.00 | DI FLG FTGS | 09900_PG.425 |
| 1590 | 24X2 TAPT BLIND FLG PERMOX | 1 | EA | 6,090.95 | 6,090.95 | DI FLG FTGS | 09900_PG.425 |
| 1600 | 2XCL BRASS NIPPLE NO LEAD (I) | 1 | EA | 19.02 | 19.02 | BRASS FTGS | |
| 1610 | 2 WATT LF3003 FIPT DIE UNION LEAD FREE 0009879 | 1 | EA | 316.46 | 316.46 | BRASS FTGS | |
| 1620 | 2XCL 316SS NIPPLE | 1 | EA | 10.09 | 10.09 | SST FTGS | |
| 1630 | V210FP-32 2 316SS BALL VLV FP FIPTXFIPT | 1 | EA | 138.72 | 138.72 | SST BALL VALVE | MC_UTILITES APP LIST |
| 1640 | 2 929 AIR RELEASE VALVE ONLY | 1 | EA | 1,147.06 | 1,147.06 | VALVE AIR | MC_UTILITES APP LIST |
| 1650 | 24 FLGXPE DI PIPE PERMOX 8' PRIMED IMP | 1 | EA | 6,434.79 | 6,434.79 | DI FLG PIPE | 09900_PG.425 |
| 1660 | 24X1/8 FLG ACC EPDM FF 316SS | 12 | EA | 667.63 | 8,011.56 | FLG BNG | |
| 1670 | 16 FLG ACC EPDM FF 316SS | 52 | EA | 311.32 | 16,188.64 | FLG BNG | |
| 1680 | | | | | | | |
| 1690 | **ARV/PI DRAIN PIPING** | | | | | | |
| 1700 | | | | | | | |
| 1710 | 2 S80 MALE ADPT BRASS MIPTXH 836-020BR | 5 | EA | 212.47 | 1,062.35 | SCH80 PVC | |
| 1730 | 2 PVC SCH80 PIPE SWB 20' | 140 | FT | 3.52 | 492.80 | SCH80 PVC | |
| 1740 | 2 PVC S80 90 HXH 806-020 | 14 | EA | 4.82 | 67.48 | SCH80 PVC | |
| 1750 | 2X1/2 PVC S80 TEE HXH 801-247 | 4 | EA | 11.60 | 46.40 | SCH80 PVC | |
| 1760 | 4X2 PVC S80 TEE HXH 801-420 | 5 | EA | 34.36 | 171.80 | SCH80 PVC | |
| 1770 | 4 PVC SCH80 PIPE SWB 20' | 40 | FT | 10.58 | 423.20 | SCH80 PVC | |
| 1780 | SPEARS P105X-040 4 CLEAN OUT ADAPTER SPIGXF PVC DWV W/PLUG | 1 | EA | 7.86 | 7.86 | CLEANOUT | |
| 1790 | 1/2X2 BRASS NIPPLE NO LEAD (I) | 8 | EA | 4.08 | 32.64 | BRASS FTGS | |
| 1800 | 1/2 BRASS TEE NO LEAD (I) | 4 | EA | 7.45 | 29.80 | BRASS FTGS | |
| 1810 | 1/2 WATT LF3003 FIPT DIE UNION NO LEAD 0009874 | 4 | EA | 47.76 | 191.04 | BRASS FTGS | |
| 1820 | 1/2XCL 316SS NIPPLE | 4 | EA | 2.08 | 8.32 | SST FTGS | |
| 1830 | MERIT V210FP-08 1/2IN T-316 SS BALL VALVE FULL PORT 2-PIECE 1000 WOG | 4 | EA | 29.96 | 119.84 | SST BALL VALVE | MC_UTILITES APP LIST |
| 1840 | 1/2X1/2 201 ASHCROFT DIAPHRAGM SEAL, 316SS W/ 1/4" FLUSH PORT | 4 | EA | 588.13 | 2,352.52 | PRESS GAUGE | 13310_PG.565 |
| 1860 | 4-1/2 1279AS PRESSURE GAUGE 0-200 PSI 1/2 LOWER CONNECTION | 4 | EA | 164.34 | 657.36 | PRESS GAUGE | 13310_PG.565 |
| 1870 | 1/2 S80 MALE ADPT BRASS MIPTXH 836-005BR | 4 | EA | 34.55 | 138.20 | SCH80 PVC | |
| 1890 | 1/2 PVC SCH80 PIPE PE 20' | 40 | FT | 0.85 | 34.00 | SCH80 PVC | |
| 1900 | | | | | | | |
| 1910 | **AEROBIC GRANULAR SLUDGE BASINS P/S M35.201-.503, I35.001-.003** | | | | | | |
| 1920 | | | | | | | |
| 1930 | **AG INFLUENT** | | | | | | |
| 1940 | | | | | | | |
| 1950 | **24X30 TEES IN PHASE A** | | | | | | |
| 1960 | | | | | | | |
| 1970 | 30 FLGXPE DI PIPE PERMOX 5'6" PRIMED IMP | 2 | EA | 6,589.14 | 13,178.28 | DI FLG PIPE | 09900_PG.425 |
| 1980 | 30 FLG(TAP)XWCXPE DI PIPE 5'6" IMP (WC 1'5" F/FLG) PRIMED TNEMEC N140 PERMOX | 1 | EA | 8,516.31 | 8,516.31 | DI FLG PIPE | 09900_PG.425 |
| 2020 | 1-1/4X9-1/4 STUD BOLT 316SS FLG STUD | 28 | EA | 27.38 | 766.64 | FLG BNG | 02640_PG.217 |
| 2030 | 30 FLG 90 C110 PR IMP PERMOX | 3 | EA | 11,755.95 | 35,267.85 | DI FLG FTGS | 09900_PG.425 |
| 2040 | **30"EMO PLUG VLVS BY AG BASIN** | | | | | | |
| 2050 | 30 FLGXPE DI PIPE PERMOX 3'11" PRIMED IMP | 3 | EA | 5,313.05 | 15,939.15 | DI FLG PIPE | 09900_PG.425 |
| 2060 | 36X30 FLG 90 C110 MP PERMOX | 3 | EA | 18,154.28 | 54,462.84 | DI FLG FTGS | 09900_PG.425 |

| | | | | | | | |
|---|---|---|---|---|---|---|---|
| 2070 | 36 FLG(TAP)XWCXFLG(TAP) 4'8" IMP<br>(WC 2'8" F/FLG)<br>PRIMED TNEMEC N140<br>PERMOX | 3 | EA | 14,845.66 | 44,536.98 | DI FLG PIPE | 09900_PG.425 |
| 2110 | 1-1/2X11-1/4 STUD BOLT 316SS | 192 | EA | 53.77 | 10,323.84 | FLG BNG | 02640_PG.217 |
| 2120 | 36 FLGXPE DI PIPE PERMOX 0'6" PRIMED IMP | 3 | EA | 3,857.61 | 11,572.83 | DI FLG PIPE | 09900_PG.425 |
| 2130 | 30X1/8 FLG ACC EPDM FF 316SS | 12 | EA | 1,099.94 | 13,199.28 | FLG BNG | |
| 2140 | 30 STAR 3030 DIP REST SB IMP STARBOND L/ACC<br>SGDPS30 | 3 | EA | 1,362.67 | 4,088.01 | MJ RESTRAINTS | MC_UTILITES APP LIST |
| 2150 | 30 MJ ACC SET L/GLAND EPDM GSKT COR BLUE<br>BOLTS IMP | 3 | EA | 515.72 | 1,547.16 | MJ RESTRAINTS | 02640_PG.217 |
| 2160 | 36X1/8 FLG ACC EPDM FF 316SS | 6 | EA | 1,751.83 | 10,510.98 | FLG BNG | |
| 2170 | | | | | | | |
| 2180 | **AG EFFLUENT** | | | | | | |
| 2190 | **NT: SECT SHT M35.303 NOT GIVEN. CONTRACTOR TO VERIFY AGE DOWNPIPE** | | | | | | |
| 2200 | | | | | | | |
| 2210 | 24 FLGXWCXPE DI PIPE 17'6" IMP<br>(WC 16'4" F/FLG)<br>PRIMED TNEMEC N140<br>PERMOX | 1 | EA | 13,311.96 | 13,311.96 | DI FLG PIPE | 09900_PG.425 |
| 2250 | 24 FLG 90 C110 PR IMP PERMOX | 2 | EA | 7,455.56 | 14,911.12 | DI FLG FTGS | 09900_PG.425 |
| 2260 | 24 FLGXFLG DI PIPE PERMOX 2' PRIMED IMP | 1 | EA | 3,711.96 | 3,711.96 | DI FLG PIPE | 09900_PG.425 |
| 2270 | 24 FLGXPE DI PIPE PERMOX 4'6" PRIMED IMP | 1 | EA | 4,154.35 | 4,154.35 | DI FLG PIPE | 09900_PG.425 |
| 2280 | 24X1/8 FLG ACC EPDM FF 316SS | 4 | EA | 667.63 | 2,670.52 | FLG BNG | |
| 2290 | | | | | | | |
| 2300 | **BASIN WAS TO SURGE TANK** | | | | | | |
| 2310 | | | | | | | |
| 2320 | 30 FLGXPE DI PIPE PERMOX 0'6" PRIMED IMP | 3 | EA | 2,759.79 | 8,279.37 | DI FLG PIPE | 09900_PG.425 |
| 2330 | 30 FLG 45 C110 P401 PERMOX | 6 | EA | 11,451.00 | 68,706.00 | DI FLG FTGS | 09900_PG.425 |
| 2340 | 30 FLGXFLG DI PIPE PERMOX 1' PRIMED IMP | 3 | EA | 4,577.18 | 13,731.54 | DI FLG PIPE | 09900_PG.425 |
| 2350 | 30 FLG(TAP)XWCXFLG(TAP) 4'7" IMP<br>(WC 2'1" F/FLG)<br>PRIMED TNEMEC N140<br>PERMOX | 1 | EA | 10,871.74 | 10,871.74 | DI FLG PIPE | 09900_PG.425 |
| 2390 | 1-1/4X9-1/4 STUD BOLT 316SS FLG STUD | 168 | EA | 25.77 | 4,329.36 | FLG BNG | 02640_PG.217 |
| 2400 | 24X30 FLG BULLHD TEE PERMOX | 3 | EA | 17,630.05 | 52,890.15 | DI FLG FTGS | 09900_PG.425 |
| 2410 | **24"EMO PLUG VLVS BY AG BASIN** | | | | | | |
| 2420 | 24 FLGXFLG DI PIPE PERMOX 1'7" PRIMED IMP | 3 | EA | 3,711.96 | 11,135.88 | DI FLG PIPE | 09900_PG.425 |
| 2430 | 24X20 FLG 90 C110 IMP PERMOX | 3 | EA | 7,335.17 | 22,005.51 | DI FLG FTGS | 09900_PG.425 |
| 2440 | 20 FLGXFLG DIP PERMOX 10'2" PRIMED IMP | 3 | EA | 7,402.18 | 22,206.54 | DI FLG PIPE | 09900_PG.425 |
| 2450 | 20 FLG TEE C110 PERMOX | 3 | EA | 6,764.39 | 20,293.17 | DI FLG FTGS | 09900_PG.425 |
| 2460 | 20 BLIND FLG DI PERMOX | 1 | EA | 3,938.62 | 3,938.62 | DI FLG FTGS | 09900_PG.425 |
| 2470 | 20 FLGXFLG DI PIPE 20' PERMOX | 8 | EA | 12,364.45 | 98,915.60 | DI FLG PIPE | 09900_PG.425 |
| 2480 | 20 FLGXFLG DI 15'6" PERMOX | 1 | EA | 10,232.23 | 10,232.23 | DI FLG PIPE | 09900_PG.425 |
| 2490 | 20 FLGXFLG DI 15'5" PERMOX | 1 | EA | 10,232.23 | 10,232.23 | DI FLG PIPE | 09900_PG.425 |
| 2500 | 20 FLGXFLG DI 11'2" PERMOX | 1 | EA | 8,100.00 | 8,100.00 | DI FLG PIPE | 09900_PG.425 |
| 2510 | 20 FLG 90 C110 PR IMP PERMOX | 1 | EA | 4,841.23 | 4,841.23 | DI FLG FTGS | 09900_PG.425 |
| 2520 | 20 FLG(TAP)XWCXFLG(TAP) 3'1" IMP<br>(WC 1'11")<br>PRIMED TNEMEC N140<br>PERMOX | 1 | EA | 4,514.45 | 4,514.45 | DI FLG PIPE | 09900_PG.425 |
| 2560 | 1-1/8X6-1/4 STUD BOLT 316SS | 20 | EA | 21.07 | 421.40 | FLG BNG | 02640_PG.217 |
| 2570 | 30X1/8 FLG ACC EPDM FF 316SS | 15 | EA | 1,099.94 | 16,499.10 | FLG BNG | |
| 2580 | 24X1/8 FLG ACC EPDM FF 316SS | 9 | EA | 667.63 | 6,008.67 | FLG BNG | |
| 2590 | 20X1/8 FLG ACC EPDM FF 316SS | 22 | EA | 591.83 | 13,020.26 | FLG BNG | |
| 2600 | | | | | | | |
| 2610 | **WATER LEVEL CORRECTION** | | | | | | |
| 2620 | | | | | | | |
| 2630 | **24"EMO PLUG VLVS BY AG BASIN** | | | | | | |
| 2640 | 24 FLGXFLG DI PIPE PERMOX 1'7" PRIMED IMP | 3 | EA | 3,711.96 | 11,135.88 | DI FLG PIPE | 09900_PG.425 |
| 2650 | 24X16 FLG 90 C110 IMP PERMOX | 3 | EA | 6,881.12 | 20,643.36 | DI FLG FTGS | 09900_PG.425 |
| 2660 | 16 FLGXFLG DI PIPE PERMOX 2' PRIMED IMP | 3 | EA | 2,214.45 | 6,643.35 | DI FLG PIPE | 09900_PG.425 |
| 2670 | 16 FLG TEE C110 PERMOX | 3 | EA | 4,967.61 | 14,902.83 | DI FLG FTGS | 09900_PG.425 |
| 2680 | 16 BLIND FLG DI PERMOX | 1 | EA | 2,105.28 | 2,105.28 | DI FLG FTGS | 09900_PG.425 |
| 2690 | 16 FLGXFLG DI PIPE 20' PERMOX | 5 | EA | 9,341.12 | 46,705.60 | DI FLG PIPE | 09900_PG.425 |
| 2700 | 16 FLGXFLG DI 16' PERMOX | 2 | EA | 7,916.67 | 15,833.34 | DI FLG PIPE | 09900_PG.425 |
| 2710 | 16 FLGXFLG DI 10'6" PERMOX | 1 | EA | 5,676.67 | 5,676.67 | DI FLG PIPE | 09900_PG.425 |
| 2720 | 16 FLG 90 C110 PR IMP PERMOX | 1 | EA | 3,052.50 | 3,052.50 | DI FLG FTGS | 09900_PG.425 |
| 2730 | 16 FLGXPE DI PIPE PERMOX 8' PRIMED IMP | 1 | EA | 3,968.89 | 3,968.89 | DI FLG PIPE | 09900_PG.425 |
| 2740 | 16 MJ 90 C153 PERMOX | 1 | EA | 2,277.00 | 2,277.00 | DI MJ FTGS | MC_UTILITES APP LIST |
| 2750 | 24X1/8 FLG ACC EPDM FF 316SS | 9 | EA | 667.63 | 6,008.67 | FLG BNG | |
| 2760 | 16 FLG ACC EPDM FF 316SS | 27 | EA | 311.32 | 8,405.64 | FLG BNG | |
| 2770 | | | | | | | |
| 2780 | **BASIN NPW** | | | | | | |
| 2790 | | | | | | | |
| 2800 | 2 PVC SCH80 PIPE SWB 20' | 700 | FT | 3.52 | 2,464.00 | SCH80 PVC | |
| 2810 | 2 PVC S80 90 HXH 806-020 | 10 | EA | 4.82 | 48.20 | SCH80 PVC | |
| 2820 | 2X2 PVC S80 TEE HXHXH 801-020 | 5 | EA | 17.16 | 85.80 | SCH80 PVC | |
| 2830 | 2X1-1/2 S80 REDUCER CPLG HXH | 7 | EA | 10.46 | 73.22 | SCH80 PVC | |
| 2840 | 1-1/2 PVC SCH80 PIPE SWB 20' | 20 | FT | 2.56 | 51.20 | SCH80 PVC | |
| 2850 | 1-1/2 PVC S80 MALE ADP 836-015 | 7 | EA | 9.16 | 64.12 | SCH80 PVC | |
| 2860 | 76F-107-01A 1-1/2 316SS BALL VLV FIPTXFIPT USA | 7 | EA | 203.60 | 1,425.20 | SST BALL VALVE | |
| 2870 | 1-1/2X36 GALV STL NIPPLE | 7 | EA | 56.03 | 392.21 | GALV FTGS | |

| | | | | | | | |
|---|---|---|---|---|---|---|---|
| 2880 | 1-1/2X1 GALV MI TEE | 7 | EA | 12.55 | 87.85 | GALV FTGS | |
| 2890 | 1X3 GALV STL NIPPLE | 7 | EA | 3.42 | 23.94 | GALV FTGS | |
| 2900 | 1 76F-105-01A SST BALL VALVE DOMESTIC | 7 | EA | 113.35 | 793.45 | SST BALL VALVE | |
| 2910 | 1 BRASS DBL MALE HEX NIPPLE<br>MIP X MALE NPSH DIXON DMH1010 | 7 | EA | 12.42 | 86.94 | BRASS FTGS | |
| 2930 | 1-1/2 THRD BRONZE NIBCO T-311Y<br>ANGLE VALVE W/HANDWHEEL | 7 | EA | 388.34 | 2,718.38 | MISC | |
| 2950 | 1-1/2X3 GALV STL NIPPLE | 14 | EA | 5.05 | 70.70 | GALV FTGS | |
| 2960 | 1-1/2 GALV MI 90 | 7 | EA | 7.59 | 53.13 | GALV FTGS | |
| 2970 | 1-1/2 BRASS MALE X HOSE BARB ADAPTER<br>DIXON BST20 | 7 | EA | 37.45 | 262.15 | BRASS FTGS | |
| 2990 | **NOTE: HOSE, RACK & NOZZLE BY OTHERS** | | | | | | |
| 3000 | | | | | | | |
| 3010 | **BASIN PUMP OUT DRAIN** | | | | | | |
| 3020 | | | | | | | |
| 3030 | JOSAM 32106 FLOOR DRAIN | 3 | EA | 192.42 | 577.26 | DRAIN | DET 8_M00.504 |
| 3040 | 6 PVC SCH80 PIPE SWB 20' | 60 | FT | 19.03 | 1,141.80 | SCH80 PVC | |
| 3050 | 6 PVC S80 90 HXH 806-060 | 9 | EA | 54.82 | 493.38 | SCH80 PVC | |
| 3060 | 6 PVC S80 VANSTONE FLG SPIGOT W/PVC RING 856-060 | 6 | EA | 42.16 | 252.96 | SCH80 PVC | |
| 3070 | 6 316SS HEX BOLT & NUT KIT (PVC)<br>L/GSKT W/8 3/4X4 B&N<br>W/ FLAT WASHERS | 6 | EA | 51.40 | 308.40 | FLG BNG | 02640_PG.217 |
| 3100 | 6 GA FIG B517 FLG PLUG VLV W/GEAR & HW 1-80-13000-505 | 3 | EA | 1,732.96 | 5,198.88 | VALVE PLUG | MC_UTILITES APP LIST |
| 3110 | DIXON 600-AL-SS 6" ADAPTER | 3 | EA | 492.79 | 1,478.37 | QUICK CONNECT | |
| 3120 | DIXON 6" DC 600-DC-SS DUST CAP | 3 | EA | 318.94 | 956.82 | QUICK CONNECT | |
| 3130 | 6X1/8 FLG ACC EPDM FF 316SS | 9 | EA | 72.07 | 648.63 | FLG BNG | |
| 3140 | | | | | | | |
| 3150 | **AGS WAS SURGE TANK PS P/S M37.201, .301, I37.001** | | | | | | |
| 3160 | **NT: PLANS SHOW 6" CONNECT @ PUMP. P&ID SHOW 8". CONTRACTOR TO VERIFY BEFORE ORDERING.** | | | | | | |
| 3170 | | | | | | | |
| 3180 | **INFLUENT** | | | | | | |
| 3190 | | | | | | | |
| 3200 | 12X8 FLG 90 C110 IMP PERMOX | 1 | EA | 2,113.95 | 2,113.95 | DI FLG FTGS | 09900_PG.425 |
| 3210 | 8 FLG(TAP)XWCXFLG(TAP) 2'1" IMP<br>(WC @ CENTER)<br>PRIMED TNEMEC N140<br>PERMOX | 1 | EA | 1,389.78 | 1,389.78 | DI FLG PIPE | DET 6_M00.504 |
| 3250 | 3/4X4 STUD BOLT 316SS | 16 | EA | 6.07 | 97.12 | FLG BNG | 02640_PG.217 |
| 3260 | 8 FLGXFLG DI PIPE PERMOX 5'4" PRIMED IMP | 1 | EA | 1,478.41 | 1,478.41 | DI FLG PIPE | 09900_PG.425 |
| 3270 | 8X6 FLG TEE C110 PERMOX | 1 | EA | 1,342.00 | 1,342.00 | DI FLG FTGS | 09900_PG.425 |
| 3280 | 8 FLGXFLG DI PIPE PERMOX 4'9" PRIMED IMP | 1 | EA | 1,386.37 | 1,386.37 | DI FLG PIPE | 09900_PG.425 |
| 3290 | 8X6 FLG 90 C110 PR IMP PERMOX | 1 | EA | 1,299.04 | 1,299.04 | DI FLG FTGS | 09900_PG.425 |
| 3300 | 6 FLGXFLG DI PIPE PERMOX 1'10" PRIMED IMP | 2 | EA | 602.28 | 1,204.56 | DI FLG PIPE | 09900_PG.425 |
| 3310 | 6 GA FIG B517 FLG PLUG VLV W/GEAR & HW 1-80-13000-505 | 2 | EA | 1,732.96 | 3,465.92 | VALVE PLUG | MC_UTILITES APP LIST |
| 3320 | 6 FLGXFLG DI PIPE PERMOX 11" PRIMED IMP | 2 | EA | 456.82 | 913.64 | DI FLG PIPE | 09900_PG.425 |
| 3330 | 8X1/8 FLG ACC EPDM FF 316SS | 5 | EA | 83.67 | 418.35 | FLG BNG | |
| 3340 | 6X1/8 FLG ACC EPDM FF 316SS | 8 | EA | 72.07 | 576.56 | FLG BNG | |
| 3350 | | | | | | | |
| 3360 | **EFFLUENT** | | | | | | |
| 3370 | | | | | | | |
| 3380 | 6 FLGXFLG DI PIPE PERMOX 1'7" PRIMED IMP | 2 | EA | 602.28 | 1,204.56 | DI FLG PIPE | 09900_PG.425 |
| 3390 | 6 FLG 90 C110 PR IMP PERMOX | 4 | EA | 746.06 | 2,984.24 | DI FLG FTGS | 09900_PG.425 |
| 3400 | 6 FLGXFLG DI PIPE PERMOX 1'2" PRIMED IMP | 2 | EA | 602.28 | 1,204.56 | DI FLG PIPE | 09900_PG.425 |
| 3410 | 6X4 FLG TEE C110 PERMOX | 2 | EA | 1,021.06 | 2,042.12 | DI FLG FTGS | 09900_PG.425 |
| 3420 | 4X2 TAPT BLIND FLG PERMOX | 2 | EA | 370.77 | 741.54 | DI FLG FTGS | 09900_PG.425 |
| 3430 | 2XCL BRASS NIPPLE NO LEAD (I) | 2 | EA | 19.02 | 38.04 | BRASS FTGS | |
| 3440 | 2 WATT LF3003 FIPT DIE UNION LEAD FREE 0009879 | 2 | EA | 316.46 | 632.92 | BRASS FTGS | |
| 3450 | 2XCL 316SS NIPPLE | 2 | EA | 10.09 | 20.18 | SST FTGS | |
| 3460 | V210FP-32 2 316SS BALL VLV FP FIPTXFIPT | 2 | EA | 138.72 | 277.44 | SST BALL VALVE | MC_UTILITES APP LIST |
| 3470 | 2 929 AIR RELEASE VALVE ONLY | 2 | EA | 1,147.06 | 2,294.12 | VALVE AIR | MC_UTILITES APP LIST |
| 3480 | 6 FLGXFLG DI PIPE PERMOX 11" PRIMED IMP<br>TAPT 1/2" @ CENTER | 2 | EA | 640.91 | 1,281.82 | DI FLG PIPE | 09900_PG.425 |
| 3500 | 6 FLG CHECK VALVE SWING<br>W/LIMIT SWITCH | 2 | EA | 3,183.92 | 6,367.84 | VALVE CHECK | 13310_PG.565 |
| 3520 | 6 GA FIG B517 FLG PLUG VLV W/GEAR & HW 1-80-13000-505 | 2 | EA | 1,732.96 | 3,465.92 | VALVE PLUG | MC_UTILITES APP LIST |
| 3530 | 6 FLGXFLG DI PIPE PERMOX 1'4" PRIMED IMP | 2 | EA | 529.55 | 1,059.10 | DI FLG PIPE | 09900_PG.425 |
| 3540 | 6 FLG TEE C110 PERMOX | 2 | EA | 949.89 | 1,899.78 | DI FLG FTGS | 09900_PG.425 |
| 3550 | 6X2 TAPT BLIND FLG PERMOX | 2 | EA | 502.12 | 1,004.24 | DI FLG FTGS | 09900_PG.425 |
| 3560 | 2X1/2 BRASS BUSHING NL (I) NO LEAD | 2 | EA | 27.43 | 54.86 | BRASS FTGS | |
| 3570 | 1/2X2 BRASS NIPPLE NO LEAD (I) | 2 | EA | 4.08 | 8.16 | BRASS FTGS | |
| 3580 | 1/2 WATT LF3003 FIPT DIE UNION NO LEAD 0009874 | 2 | EA | 47.76 | 95.52 | BRASS FTGS | |
| 3590 | 1/2 MIPXFIP ASHCROFT V02 316SS GAUGE VALVE | 2 | EA | 312.90 | 625.80 | PRESS GAUGE | |
| 3600 | 6 FLGXFLG DI PIPE PERMOX 2'4" PRIMED IMP | 2 | EA | 673.87 | 1,347.74 | DI FLG PIPE | 09900_PG.425 |
| 3610 | 8X6 FLG 90 C110 PR IMP PERMOX | 1 | EA | 1,082.53 | 1,082.53 | DI FLG FTGS | 09900_PG.425 |
| 3620 | 8X6 FLG TEE C110 PERMOX | 1 | EA | 1,342.00 | 1,342.00 | DI FLG FTGS | 09900_PG.425 |
| 3630 | 8 FLGXFLG DI PIPE PERMOX 4'10" PRIMED IMP | 1 | EA | 1,386.37 | 1,386.37 | DI FLG PIPE | 09900_PG.425 |

| | | | | | | | |
|---|---|---|---|---|---|---|---|
| 3640 | 8 FLGXFLG DI PIPE PERMOX 8' PRIMED IMP | 1 | EA | 1,939.78 | 1,939.78 | DI FLG PIPE | 09900_PG.425 |
| 3650 | **CLAMP ON FLOWMETER BY OTHERS** | | | | | | |
| 3660 | 8 FLG 90 C110 PR IMP PERMOX | 1 | EA | 1,129.12 | 1,129.12 | DI FLG FTGS | 09900_PG.425 |
| 3670 | 8 FLGXPE DI PIPE PERMOX 6' PRIMED IMP | 1 | EA | 1,570.46 | 1,570.46 | DI FLG PIPE | 09900_PG.425 |
| 3680 | 8X1/8 FLG ACC EPDM FF 316SS | 5 | EA | 83.67 | 418.35 | FLG BNG | |
| 3690 | 6X1/8 FLG ACC EPDM FF 316SS | 26 | EA | 72.07 | 1,873.82 | FLG BNG | |
| 3700 | **PAGE BREAK** | | | | | | |
| 3710 | **ARV/PI DRAIN PIPING** | | | | | | |
| 3720 | | | | | | | |
| 3730 | 2 S80 MALE ADPT BRASS MIPTXH 836-020BR | 2 | EA | 212.47 | 424.94 | SCH80 PVC | |
| 3750 | 2 PVC SCH80 PIPE SWB 20' | 40 | FT | 3.52 | 140.80 | SCH80 PVC | |
| 3760 | 2 PVC S80 90 HXH 806-020 | 5 | EA | 4.82 | 24.10 | SCH80 PVC | |
| 3770 | 2X2 PVC S80 TEE HXHXH 801-020 | 2 | EA | 17.16 | 34.32 | SCH80 PVC | |
| 3780 | 2X1/2 PVC SCH80 RED CPLG HXH 829-247 | 2 | EA | 10.46 | 20.92 | SCH80 PVC | |
| 3800 | 4X2 PVC S80 TEE HXH 801-420 | 1 | EA | 34.36 | 34.36 | SCH80 PVC | |
| 3810 | 4X2 PVC S80 RED HXH 829-420 | 1 | EA | 48.93 | 48.93 | SCH80 PVC | |
| 3820 | 4 PVC SCH80 PIPE SWB 20' | 40 | FT | 10.58 | 423.20 | SCH80 PVC | |
| 3830 | 1/2X2 BRASS NIPPLE NO LEAD (I) | 4 | EA | 4.08 | 16.32 | BRASS FTGS | |
| 3840 | 1/2 BRASS TEE NO LEAD (I) | 2 | EA | 7.45 | 14.90 | BRASS FTGS | |
| 3850 | 1/2 WATT LF3003 FIPT DIE UNION NO LEAD 0009874 | 2 | EA | 47.76 | 95.52 | BRASS FTGS | |
| 3860 | 1/2XCL 316SS NIPPLE | 2 | EA | 2.08 | 4.16 | SST FTGS | |
| 3870 | MERIT V210FP-08 1/2IN T-316 SS BALL VALVE FULL PORT 2-PIECE 1000 WOG | 2 | EA | 29.96 | 59.92 | SST BALL VALVE | MC_UTILITES APP LIST |
| 3880 | 1/2X1/2 201 ASHCROFT DIAPHRAGM SEAL, 316SS W/ 1/4" FLUSH PORT | 2 | EA | 588.13 | 1,176.26 | PRESS GAUGE | 13310_PG.565 |
| 3900 | 4-1/2 1279AS PRESSURE GAUGE 0-200 PSI 1/2 LOWER CONNECTION | 2 | EA | 164.34 | 328.68 | PRESS GAUGE | 13310_PG.565 |
| 3910 | 1/2 S80 MALE ADPT BRASS MIPTXH 836-005BR | 2 | EA | 34.55 | 69.10 | SCH80 PVC | |
| 3930 | 1/2 PVC SCH80 PIPE PE 20' | 20 | FT | 0.85 | 17.00 | SCH80 PVC | |
| 3940 | 1/2 PVC S80 90 HXH 806-005 | 2 | EA | 1.35 | 2.70 | SCH80 PVC | |
| 3950 | | | | | | | |
| 3960 | | | | | | | |
| 3970 | **PRICING VALID FOR 180 DAYS** | | | | | | |

| | |
|---|---|
| **Sub Total** | **1,942,710.22** |
| Freight | |
| Delivery | |
| Backcharge | |
| Restock | |
| Other | |
| **Lump Sum Disc.** | |
| **Tax** | 116,612.61 |
| **Total** | **2,059,322.83** |

### Bid Notes

*NO DOMESTIC REQUIREMENTS FOUND *P/ 11421_1.01-2 AGS supplier is solely responsible for providing a complete blower system

**UNLESS OTHERWISE SPECIFIED HEREIN, PRICES QUOTED ARE VALID IF ACCEPTED BY CUSTOMER AND PRODUCTS ARE RELEASED BY CUSTOMER FOR MANUFACTURE WITHIN THIRTY (30) CALENDAR DAYS FROM THE DATE OF THIS QUOTATION. CORE & MAIN LP RESERVES THE RIGHT TO INCREASE PRICES TO ADDRESS FACTORS, INCLUDING BUT NOT LIMITED TO, GOVERNMENT REGULATIONS, TARIFFS, TRANSPORTATION, FUEL AND RAW MATERIAL COSTS. DELIVERY WILL COMMENCE BASED UPON MANUFACTURER LEAD TIMES. ANY MATERIAL DELIVERIES DELAYED BEYOND MANUFACTURER LEAD TIMES MAY BE SUBJECT TO PRICE INCREASES AND/OR APPLICABLE STORAGE FEES. THIS BID PROPOSAL IS CONTINGENT UPON BUYER'S ACCEPTANCE OF SELLER'S TERMS AND CONDITIONS OF SALE, AS MODIFIED FROM TIME TO TIME,**
https://coreandmain.com/terms-of-sale/

**THIS BID MAY INCLUDE GLOBALLY SOURCED (IMPORTED) MATERIALS THAT ARE SUBJECT TO CHANGING TARIFFS. PRICES ARE SUBJECT TO CHANGE DUE TO POTENTIAL ADDITIONAL TARIFFS IMPOSED BY THE U.S. GOVERNMENT. IF IMPOSED, PRICES WILL INCREASE BY THE SAME PERCENTAGE AND WILL BE EFFECTIVE ON THE DATE THAT THE NEW TARIFFS ARE IMPLEMENTED. THESE ITEMS SHOULD BE PURCHASED WITH HASTE TO AVOID ANY ADDITIONAL RISING TARIFF COSTS.**

| System/Location | Addenda | Description | Qty | UOM | Unit Cost | Amount | Item Notes | Tag |
|---|---|---|---|---|---|---|---|---|
| **00.5" DR** | | | | | | **81** | | |
| **AGS INFLUENT PS** | | | | | | **81** | | |
| | | 1/2" X 20' IPS SCH80 PE GRAY PVC PIPE | 40 | FT | 1.13 | 45 | | |
| | | 1/2" PVC SCH 80 SLIP X MIP ADPT | 4 | EA | 3.25 | 13 | | |
| | | 1/2" PVC SCH 80 SLIP UNION W/ EPDM O-RING | 4 | EA | 5.61 | 22 | | |
| **01" DR** | | | | | | **254** | | |
| **WAS SURGE TANK PS** | | | | | | **254** | | |
| | | 1" X 20' IPS SCH80 PE GRAY PVC PIPE | 20 | FT | 2.24 | 45 | | |
| | | 1" PVC SCH 80 SLIP 90 ELL | 4 | EA | 3.16 | 13 | | |
| | | 1" PVC SCH 80 SLIP X MIP ADPT | 2 | EA | 6.20 | 12 | | |
| | | 1" SCH 80 PVC BALL VALVE TRU-UNION W/ SOLVENT WELD ENDS & LEVER OP / EPDM SEALS | 2 | EA | 92.18 | 184 | | |
| **01" NPW** | | | | | | **20,355** | | |
| **AGS BASINS** | | | | | | **20,355** | | |
| | | 1" STAINLESS STEEL ADAPTER (MALE QC) X MALE NPT QUICK DISCONNECTS | 7 | EA | 37.54 | 263 | | |
| | | 1" BRASS ADAPTER (MALE QC) X MALE NPT QUICK DISCONNECTS (DWG. M00.505/5) | 7 | EA | 48.60 | 340 | | |
| | | 1" X 4" DIELECTRIC THREADED NIPPLE | 14 | EA | 24.90 | 349 | | |
| | | 1" SCH40S 316L SSTL PIPE PE | 60 | FT | 9.00 | 540 | | |
| | | 1" 316 SSTL 150# THREADED 90 ELL | 21 | EA | 6.50 | 137 | | |
| | | 1" 316 SSTL 150# THREADED UNION | 7 | EA | 16.81 | 118 | | |
| | | 1/2" TO 1 1/4" SSTL CLAMPS SSTL CLAMP STAINLESS STEEL WORM CLAMP (DWG. M00.505/2) | 14 | EA | 18.75 | 263 | | |
| | | 1" THREADED BRONZE RISING STEM ANGLE VALVE W/ HANDWHEEL (DWG. M00.505/2) | 7 | EA | 709.38 | 4,966 | | |
| | | 1" 2 PIECE THREADED BRASS BALL VALVE W/ LEVER OP (DWG. M00.505/5) | 7 | EA | 38.85 | 272 | | |
| | | 1" 2 PIECE THREADED 316 STAINLESS BALL VALVE W/ LEVER OP | 7 | EA | 96.40 | 675 | | |
| | | RAIL MOUNT HOSE RACK - 316 STAINLESS STEEL 50' HOSE CAPACITY (SIMILAR TO DWG. M00.505/2) | 7 | EA | 1,218.75 | 8,531 | | |
| | | 1" X 25' EPDM WASHDOWN HOSE (DWG. M00.505/2) | 7 | EA | 315.56 | 2,209 | | |
| | | 1" MPT X BRASS STRAIGHT SMOOTH BORE FIRE NOZZLE (DWG. M00.505/5) | 7 | EA | 242.06 | 1,694 | | |
| **02" DR** | | | | | | **1,787** | | |
| **AGS INFLUENT PS** | | | | | | **1,251** | | |
| | | 2" FLG ACC PKS - 316 B8M SSTL HEAVY HEX - CL 125/150 FLANGE W/ SBR GASKET (PVC80 X DI) | 1 | EA | 41.19 | 41 | | |
| | | 2" X 20' IPS SCH80 PE GRAY PVC PIPE | 140 | FT | 4.83 | 676 | | |
| | | 2" PVC SCH 80 SLIP 90 ELL | 25 | EA | 5.48 | 137 | | |
| | | 2" PVC SCH 80 SLIP X MIP ADPT | 10 | EA | 15.06 | 151 | | |
| | | 2" PVC SCH 80 SLIP X FIP UNION W/ EPDM O-RING | 5 | EA | 46.39 | 232 | | |
| | | 2" PVC SCH 80 SOC VAN STONE FLG W/ PVC RING | 1 | EA | 14.01 | 14 | | |
| **WAS SURGE TANK PS** | | | | | | **536** | | |
| | | 2" X 20' IPS SCH80 PE GRAY PVC PIPE | 60 | FT | 4.83 | 290 | | |
| | | 2" PVC SCH 80 SLIP 90 ELL | 7 | EA | 5.48 | 38 | | |
| | | 2" PVC SCH 80 SLIP TEE | 2 | EA | 19.51 | 39 | | |
| | | 2" X 1" PVC SCH 80 SLIP RED COUP | 2 | EA | 11.89 | 24 | | |
| | | 2" PVC SCH 80 SLIP X MIP ADPT | 4 | EA | 15.06 | 60 | | |
| | | 2" SCH 80 PVC BALL VALVE TRU-UNION W/ SOLVENT WELD ENDS & LEVER OP / EPDM SEALS | 2 | EA | 42.27 | 85 | | |
| **02" NPW** | | | | | | **18,479** | | |
| **YARD PIPING PLAN 3** | | | | | | **2,850** | | |
| | | 2" SCH40S 316L SSTL PIPE PE | 140 | FT | 18.85 | 2,639 | | |
| | | 2" 316 SSTL 150# THREADED 90 ELL | 4 | EA | 18.23 | 73 | | |
| | | 2" 316 SSTL 150# THREADED COUPLING | 7 | EA | 19.66 | 138 | | |
| **YARD PIPING PLAN 4** | | | | | | **5,664** | | |
| | | 2" X 4" DIELECTRIC THREADED NIPPLE | 6 | EA | 49.92 | 300 | | |
| | | 2" SCH40S 316L SSTL PIPE PE | 120 | FT | 18.85 | 2,262 | | |
| | | 2" 316 SSTL 150# THREADED 90 ELL | 6 | EA | 18.23 | 109 | | |
| | | 2" 316 SSTL 150# THREADED COUPLING | 9 | EA | 19.66 | 177 | | |
| | | 2" FIP X FIP BALL TYPE CURB STOP-TOP W/ TEE-HEAD | 3 | EA | 376.14 | 1,128 | | |
| | | 60-84" ADJUSTABLE 2-1/2" SHAFT - SCREW TYPE 2 PC CURB BOX COMPLETE W/ LID | 3 | EA | 562.50 | 1,688 | | |
| **AGS BASINS** | | | | | | **9,965** | | |
| | | 2" X 4" DIELECTRIC THREADED NIPPLE | 1 | EA | 49.93 | 50 | | |
| | | 2" SCH40S 316L SSTL PIPE PE | 500 | FT | 18.85 | 9,425 | | |
| | | 2" 316 SSTL 150# THREADED 90 ELL | 17 | EA | 18.22 | 310 | | |
| | | 2" X 1" 316 SSTL 150# THREADED COUPLING | 3 | EA | 20.48 | 61 | | |
| | | 2" 316 SSTL 150# THREADED UNION | 1 | EA | 39.35 | 39 | | |
| | | 2" 316 SSTL 150# THREADED TEE | 3 | EA | 26.62 | 80 | | |
| **04" ALP** | | | | | | **1,617** | | *** |
| **AGS BASINS** | | | | | | **1,617** | | *** |
| | | 4" FLG ACC PKS - 316 B8M SSTL HEAVY HEX - CL 125/150 FLANGE W/ EPDM GASKET (SST X EQPT) | 3 | EA | 102.63 | 308 | | |
| | | 4" LUG BOLT SET CL 125/150 FLG-316 B8M SSTL-CAP BOLTS NO NUTS (NO-GASKET) (SST X SST-LUG-BFV) | 18 | EA | 72.74 | 1,309 | | |
| | | 4" LUG PATTERN (CL 150) 316 SSTL HIGH PERFORMANCE BUTTERFLY VALVE W/ GEAR OPERATOR W/ HANDWHEEL (BY OTHERS) | 3 | EA | - | - | | *** |
| | | 4" LUG PATTERN (CL 150) 316 SSTL HIGH PERFORMANCE BUTTERFLY VALVE W/ EMO/ OPEN-CLOSE (BY OTHERS) | 6 | EA | - | - | | *** |
| **04" DR** | | | | | | **24,333** | | |
| **YARD PIPING PLAN 1** | | | | | | **22,390** | | |
| | | 4" C153 FOR PVC PIPE MJ BIT COATED / PERMOX LINED DI 45 ELL | 7 | EA | 319.09 | 2,234 | | |
| | | 4" C153 FOR PVC PIPE MJ BIT COATED / PERMOX LINED DI WYE | 9 | EA | 587.54 | 5,288 | | |
| | | 4" C153 FOR PVC PIPE MJ BIT COATED / PERMOX LINED DI PLUG | 8 | EA | 240.17 | 1,921 | | |

Report by SYSTEM

| | | | | | | | |
|---|---|---|---|---|---|---|---|
| | | 4" C153 FOR PVC PIPE MJ BIT COATED / PERMOX LINED DI LONG SLEEVE | 1 | EA | 319.09 | 319 | |
| | | 4" X 2" C153 FOR PVC PIPE MJ BIT COATED / PERMOX LINED DI TAPT CAP | 1 | EA | 312.91 | 313 | |
| | | 4" X 2" C153 FOR PVC PIPE MJ BIT COATED / PERMOX LINED DI TAPT TEE | 5 | EA | 636.36 | 3,182 | |
| | | 4" MJ GLAND PACKS-C153 COR BLUE B&N'S W/ SBR GASKET | 8 | EA | 196.34 | 1,571 | |
| | | 4" WEDGE FITTING RESTRAINT MJ GLAND PACK-SBR GASKET-COR-BLUE B&N'S-FOR DI PIPE | 1 | EA | 66.50 | 67 | |
| | | 4" WEDGE FITTING RESTRAINT MJ GLAND PACK-SBR GASKET-COR-BLUE B&N'S-FOR CI OD PVC PIPE | 37 | EA | 73.50 | 2,720 | |
| | | 8" X 1'6" PE X WC X PE 316 SSTL WALL SLEEVES | 1 | EA | 812.50 | 813 | |
| | | 4" MODEL S-316 MODULAR SEAL FOR DI/CI OD PVC/DIPS HDPE FOR STEEL WALL SLEEVE (QUOTED PER LINK-REQUIRES 7 EA-LS-410S LINKS PER SEAL) | 14 | EA | 16.03 | 224 | |
| | | 4" DR18/ PR235 C900 BJ GSKT PVC PIPE-GREEN | 300 | FT | 5.80 | 1,740 | |
| | | CI CLEANOUT BOX & FRAME W/ LID | 4 | EA | 500.00 | 2,000 | |
| **AGS INFLUENT PS** | | | | | | **1,943** | |
| | | 4" X 4'6" DI SPOOL PIECE PERMOX LINED W/ 125# FLG X PE | 1 | EA | 787.95 | 788 | |
| | | 4" X 2" C110 FLG PRIME COATED / PERMOX LINED DI TEE | 1 | EA | 710.91 | 711 | |
| | | 4" C110 BLIND FLG PRIME COATED / PERMOX LINED DI BLIND FLG | 1 | EA | 328.02 | 328 | |
| | | 4" FLG ACC PKS - 316 B8M SSTL HEAVY HEX - CL 125/150 FLANGE W/ SBR GASKET (DI X DI) | 2 | EA | 58.10 | 116 | |
| **04" NPW** | *** | | | | | **28,652** | *** |
| **YARD PIPING PLAN 2** | *** | | | | | **7,108** | *** |
| | | 4" PC350 DUCTILE IRON PIPE PUSH JNT CEMENT LINED-BITUMINOUS COATED | 40 | FT | 60.63 | 2,425 | |
| | | 4" REST JNT GASKETS EPDM | 2 | EA | 156.12 | 312 | |
| | | 4" C153 MJ BIT COATED / CEMENT LINED DI 90 ELL | 1 | EA | 112.50 | 113 | |
| | ADI | 4" C153 MJ BIT COATED / CEMENT LINED DI 45 ELL | 4 | EA | 93.75 | 375 | |
| | ADI | 4" WEDGE FITTING RESTRAINT MJ GLAND PACK-EPDM GASKETS-COR-BLUE B&N'S-FOR DI PIPE | 13 | EA | 116.50 | 1,515 | |
| | | 6" DR18/ PR235 C900 BJ GSKT PVC PIPE-BLUE | 20 | FT | 11.79 | 236 | RISER PIPE FOR VALVE BOX PER C00.506/UW2 |
| | | 4" C515 MECH JT NRS GATE VALVE LESS ACC W/ 2" OP NUT (NO GEAR) | 1 | EA | 908.58 | 909 | |
| | | 19-22" HEAVY DUTY 5-1/4" SHAFT - SCREW TYPE 2 PC VALVE BOX COMPLETE W/ LID (DWG. C00.506/UW-2) | 1 | EA | 437.50 | 438 | |
| | | 3'0" 316 SSTL PIPE EXTENSION STEM-SOCKET X NUT W/CENTERING COLLAR | 1 | EA | 786.94 | 787 | |
| **YARD PIPING PLAN 4** | *** | | | | | **18,699** | *** |
| | | 4" PC350 DUCTILE IRON PIPE PUSH JNT CEMENT LINED-BITUMINOUS COATED | 180 | FT | 60.63 | 10,913 | |
| | | 4" REST JNT GASKETS EPDM | 9 | EA | 156.11 | 1,405 | |
| | ADI | 4" C153 MJ BIT COATED / CEMENT LINED DI 45 ELL | 8 | EA | 93.75 | 750 | |
| | | 4" X 2" C153 MJ BIT COATED / CEMENT LINED DI TAPT CAP | 1 | EA | 87.75 | 88 | |
| | | 4" X 2" C153 MJ BIT COATED / CEMENT LINED DI TAPT TEE | 2 | EA | 189.00 | 378 | |
| | ADI | 4" WEDGE FITTING RESTRAINT MJ GLAND PACK-EPDM GASKETS-COR-BLUE B&N'S-FOR DI PIPE | 24 | EA | 116.50 | 2,796 | |
| | | 6" DR18/ PR235 C900 BJ GSKT PVC PIPE-BLUE | 20 | FT | 11.79 | 236 | RISER PIPE FOR VALVE BOX PER C00.506/UW2 |
| | | 4" C515 MECH JT NRS GATE VALVE LESS ACC W/ 2" OP NUT (NO GEAR) | 1 | EA | 908.57 | 909 | |
| | | 19-22" HEAVY DUTY 5-1/4" SHAFT - SCREW TYPE 2 PC VALVE BOX COMPLETE W/ LID (DWG. C00.506/UW-2) | 1 | EA | 437.50 | 438 | |
| | | 3'0" 316 SSTL PIPE EXTENSION STEM-SOCKET X NUT W/CENTERING COLLAR | 1 | EA | 786.93 | 787 | |
| **YARD PIPING PLAN 5** | **ADD1** | | | | | **2,064** | |
| | ADI | 4" PC350 DUCTILE IRON PIPE PUSH JNT CEMENT LINED-BITUMINOUS COATED | 20 | FT | 60.63 | 1,213 | |
| | ADI | 4" REST JNT GASKETS EPDM | 1 | EA | 156.11 | 156 | |
| | ADI | 4" C153 MJ BIT COATED / CEMENT LINED DI 90 ELL | 1 | EA | 112.50 | 113 | |
| | ADI | 4" WEDGE FITTING RESTRAINT MJ GLAND PACK-EPDM GASKETS-COR-BLUE B&N'S-FOR DI PIPE | 5 | EA | 116.50 | 583 | |
| **AGS BASINS** | | | | | | **781** | |
| | | 4" X 5'0" DI SPOOL PIECE CEMENT LINED W/ 125# FLG X PE | 1 | EA | 539.46 | 539 | |
| | | 4" C110 BLIND FLG PRIME COATED / CEMENT LINED DI BLIND FLG W-2" IP TAP | 1 | EA | 138.75 | 139 | |
| | | 4" FLG ACC PKS - 316 B8M SSTL HEAVY HEX - CL 125/150 FLANGE W/ EPDM GASKET (DI X DI) | 1 | EA | 102.62 | 103 | |
| **06" DR** | | | | | | **59,995** | *** |
| **AGS BASINS** | | | | | | **59,995** | *** |
| | | 6" PC350 DUCTILE IRON PIPE PUSH JNT PERMOX LINED-BITUMINOUS COATED | 260 | FT | 61.99 | 16,117 | |
| | | 6" REST JNT GASKETS SBR | 13 | EA | 129.49 | 1,683 | |
| | | 6" C153 MJ BIT COATED / PERMOX LINED DI 90 ELL | 6 | EA | 537.30 | 3,224 | |
| | | 6" WEDGE FITTING RESTRAINT MJ GLAND PACK-SBR GASKET-COR-BLUE B&N'S-FOR DI PIPE | 12 | EA | 85.00 | 1,020 | |
| | | 6" X 2'0" DI SPOOL PIECE PERMOX LINED W/ 125# FLG X FLG | 3 | EA | 724.86 | 2,175 | |
| | | 6" X 7'0" DI SPOOL PIECE PERMOX LINED W/ 125# FLG X PE | 3 | EA | 1,404.66 | 4,214 | |
| | | 6" C110 FLG PRIME COATED / PERMOX LINED DI 90 ELL | 3 | EA | 735.61 | 2,207 | |
| | | 6" X 5'0" FLG X WC X PE TAPPED FOR STUDS WALL PIPE PERMOX LINED (DWG. M00.504/7) | 3 | EA | 1,485.77 | 4,457 | |
| | | 6" FLG ACC PKS - 316 B8M SSTL HEAVY HEX - CL 125/150 FLANGE W/ SBR GASKET (DI X DI) | 6 | EA | 86.00 | 516 | |
| | | 6" FLG ACC PKS - 316 B8M SSTL HEAVY HEX - CL 125/150 FLANGE W/ SBR GASKET (DI X PV) | 3 | EA | 86.00 | 258 | |
| | | 6" STUD KIT CL 125/150 FLG-316 SSTL W/ SBR GASKET (MV X DIWP) (SUBMERGED) | 3 | EA | 166.09 | 498 | |
| | | 6" FLANGE ISOLATION KIT W/ 150# 316 B8M SSTL HEAVY HEX BN&G'S & TYPE "E" FULL FACED NEOPRENE GSKT-DBL WASHER - MYLAR SLEEVES (PV X SST-CAMLOCK) | 3 | EA | 294.38 | 883 | |
| | | 6" STAINLESS STEEL ADAPTER (MALE QC) X 150# ANSI FLANGE QUICK DISCONNECTS | 3 | EA | 466.86 | 1,401 | |

| | | | | | | | |
|---|---|---|---|---|---|---|---|
| | | 6" 316 SSTL BODY MUD VALVES NON RISING STEM FLANGED END ON VALVE ASSEMBLY W/25'0" EXT STEM, STEM GUIDES & OPERATOR | 3 | EA | 5,395.00 | 16,185 | |
| | | 6" 125LB FLG IRON BODY PLUG VALVE 100% PORT W/ GEAR OPERATOR/ HANDWHEEL | 3 | EA | 1,718.75 | 5,156 | *** |
| **06" LC** | | | | | | **5,237** | |
| **YARD PIPING PLAN 3** | | | | | | **5,237** | |
| | | 6" C153 FOR PVC PIPE MJ BIT COATED / PERMOX LINED DI 90 ELL | 3 | EA | 537.30 | 1,612 | |
| | | 6" WEDGE FITTING RESTRAINT MJ GLAND PACK-SBR GASKET-COR-BLUE B&N'S-FOR CI OD PVC PIPE | 8 | EA | 95.00 | 760 | |
| | | 6" SERRATED RESTRAINT HARNESS W\304 SSTL B&N'S-FOR CIOD PVC PIPE | 7 | EA | 173.50 | 1,215 | |
| | | 6" DR18/ PR235 C900 BJ GSKT PVC PIPE-GREEN | 140 | FT | 11.79 | 1,651 | |
| **06" NPW** | **ADD1** | | | | | **6,560** | |
| **YARD PIPING PLAN 5** | **ADD1** | | | | | **6,560** | |
| | ADD | DRY BARREL FIRE HYDRANT 5 1/4" VO 2 WAY W/ 6" MJ INLET 5'0" BURY (C00.506/UW-5) | 1 | EA | 4,116.85 | 4,117 | |
| | ADD | 6" C515 MECH JT NRS GATE VALVE LESS ACC W/ 2" OP NUT (NO GEAR) | 1 | EA | 1,218.28 | 1,218 | |
| | ADD | 19-22" HEAVY DUTY 5-1/4" SHAFT - SCREW TYPE 2 PC VALVE BOX COMPLETE W/ LID (DWG. C00.506/UW-2) | 1 | EA | 437.50 | 438 | |
| | ADD | 3'0" 316 SSTL PIPE EXTENSION STEM-SOCKET X NUT W/CENTERING COLLAR | 1 | EA | 786.94 | 787 | |
| **06" WAS** | | | | | | **34,212** | *** |
| **WAS SURGE TANK PS** | | | | | | **34,212** | *** |
| | | 6" X 1'0" DI SPOOL PIECE PERMOX LINED W/ 125# FLG X FLG | 2 | EA | 549.76 | 1,100 | |
| | | 6" X 1'0" DI SPOOL PIECE PERMOX LINED W/ 125# FLG X FLG W/(1) 1/2" FPT TAP & (1) 1" FPT TAP | 2 | EA | 995.24 | 1,990 | |
| | | 6" X 1'6" DI SPOOL PIECE PERMOX LINED W/ 125# FLG X FLG | 6 | EA | 637.31 | 3,824 | |
| | | 6" X 2'0" DI SPOOL PIECE PERMOX LINED W/ 125# FLG X FLG | 2 | EA | 724.86 | 1,450 | |
| | | 6" X 2'6" DI SPOOL PIECE PERMOX LINED W/ 125# FLG X FLG | 2 | EA | 812.42 | 1,625 | |
| | | 6" C110 FLG PRIME COATED / PERMOX LINED DI 90 ELL | 4 | EA | 735.61 | 2,942 | |
| | | 6" C110 FLG PRIME COATED / PERMOX LINED DI TEE | 2 | EA | 936.67 | 1,873 | |
| | | 6" X 2" C110 FLG PRIME COATED / PERMOX LINED DI TEE | 2 | EA | 990.89 | 1,982 | |
| | | 6" C110 BLIND FLG PRIME COATED / PERMOX LINED DI BLIND FLG W-2" IP TAP | 2 | EA | 532.49 | 1,065 | |
| | | 6" FLG ACC PKS - 316 B8M SSTL HEAVY HEX - CL 125/150 FLANGE W/ SBR GASKET (DI X CV) | 2 | EA | 86.00 | 172 | |
| | | 6" FLG ACC PKS - 316 B8M SSTL HEAVY HEX - CL 125/150 FLANGE W/ SBR GASKET (DI X DI) | 20 | EA | 86.00 | 1,720 | |
| | | 6" FLG ACC PKS - 316 B8M SSTL HEAVY HEX - CL 125/150 FLANGE W/ SBR GASKET (DI X EQPT) | 4 | EA | 86.00 | 344 | |
| | | 6" FLG ACC PKS - 316 B8M SSTL HEAVY HEX - CL 125/150 FLANGE W/ SBR GASKET (DI X PV) | 6 | EA | 86.00 | 516 | |
| | | 6" FLG ACC PKS - 316 B8M SSTL HEAVY HEX - CL 125/150 FLANGE W/ SBR GASKET (PV X CV) | 2 | EA | 86.00 | 172 | |
| | | 6" 125LB FLG IRON BODY PLUG VALVE 100% PORT W/ GEAR OPERATOR/ HANDWHEEL | 2 | EA | 1,718.75 | 3,438 | *** |
| | | 6" 125LB FLG IRON BODY PLUG VALVE 100% PORT W/ GEAR OPERATOR/ CHAIN WHEEL (6'0" CL-AFF) | 2 | EA | 2,375.00 | 4,750 | *** |
| | | 6" 125/150LB FLG IRONBODY AWWA SWING CHECK VALVE W/ OL & W-NO LIMIT SWITCH (SEE P&ID I37.001) | 2 | EA | 2,625.00 | 5,250 | *** |
| **06" WAS, 2" ARV** | | | | | | **4,892** | *** |
| **WAS SURGE TANK PS** | | | | | | **4,892** | *** |
| | | 2" FLG ACC PKS - 316 B8M SSTL HEAVY HEX - CL 125/150 FLANGE W/ SBR GASKET (SST X SST-BV) | 2 | EA | 41.20 | 82 | |
| | | 2" FLANGE ISOLATION KIT W/ 150# 316 B8M SSTL HEAVY HEX BN&G'S & TYPE "E" FULL FACED NEOPRENE GSKT-DBL WASHER - MYLAR SLEEVES (DI X SST-BV) | 2 | EA | 96.09 | 192 | |
| | | 2" X 4" DIELECTRIC THREADED NIPPLE | 2 | EA | 49.92 | 100 | |
| | | 2" 316 SSTL 150# THREADED FLANGE | 2 | EA | 67.60 | 135 | |
| | | 2" SPLIT BODY FLANGED 316 STAINLESS BALL VALVE W/ LEVER OP | 2 | EA | 1,447.66 | 2,895 | *** |
| | | 2" IRONBODY - VALVE ONLY WASTEWATER AIR RELEASE W/ FIP THREADED INLET & OUTLET | 2 | EA | 743.75 | 1,488 | *** |
| **06" WAS, 2" BLV** | | | | | | **569** | |
| **WAS SURGE TANK PS** | | | | | | **569** | |
| | | 2" X 4" DIELECTRIC THREADED NIPPLE | 2 | EA | 49.92 | 100 | |
| | | 2" 2 PIECE THREADED 316 STAINLESS BALL VALVE W/ LEVER OP | 2 | EA | 234.75 | 470 | |
| **06" WAS, PIA** | | | | | | **261** | |
| **WAS SURGE TANK PS** | | | | | | **261** | |
| | | 1/2" X 3" DIELECTRIC THREADED NIPPLE | 2 | EA | 16.36 | 33 | |
| | | 1/2" 316 SSTL 150# THREADED TEE | 2 | EA | 4.63 | 9 | |
| | | 1/2" X 4" 316 SSTL SCH 40 THREADED NIPPLE | 6 | EA | 3.58 | 21 | |
| | | 1/2" 2 PIECE THREADED 316 STAINLESS BALL VALVE W/ LEVER OP | 4 | EA | 49.43 | 198 | |
| **08" ALP** | | | | | | **9,684** | |
| **AGS BASINS** | | | | | | **9,684** | |
| | | 8" FLG ACC PKS - 316 B8M SSTL HEAVY HEX - CL 125/150 FLANGE W/VITON TORUSEAL GASKET (SST X PVC80-EQPT) (SUBMERGED) | 12 | EA | 403.49 | 4,842 | |
| | | 8" FLG ACC PKS - 316 B8M SSTL HEAVY HEX - CL 125/150 FLANGE W/VITON TORUSEAL GASKET (SST X SST) | 12 | EA | 403.49 | 4,842 | |
| **08" NPW** | *** | | | | | **54,606** | *** |
| **YARD PIPING PLAN 2** | | | | | | **9,690** | *** |
| | | 8" PC350 DUCTILE IRON PIPE PUSH JNT CEMENT LINED-BITUMINOUS COATED | 20 | FT | 59.41 | 1,188 | |
| | | 8" REST JNT GASKETS EPDM | 1 | EA | 265.22 | 265 | |
| | | 8" X 4" C153 MJ BIT COATED / CEMENT LINED DI TEE | 1 | EA | 283.50 | 284 | |
| | | 8" C153 MJ BIT COATED / CEMENT LINED DI LONG SLEEVE | 1 | EA | 266.25 | 266 | |
| | | 8" WEDGE FITTING RESTRAINT MJ GLAND PACK-EPDM GASKETS-COR-BLUE B&N'S-FOR DI PIPE | 8 | EA | 173.00 | 1,384 | |

| | | | | | | | |
|---|---|---|---|---|---|---|---|
| | | 6" DR18/ PR235 C900 BJ GSKT PVC PIPE-BLUE | 20 | FT | 11.79 | 236 | RISER PIPE FOR VALVE BOX PER C00.506/UW2 |
| | | 8" C515 MECH JT NRS GATE VALVE LESS ACC W/ 2" OP NUT (NO GEAR) | 2 | EA | 1,809.10 | 3,618 | |
| | | 19-22" HEAVY DUTY 5-1/4" SHAFT - SCREW TYPE 2 PC VALVE BOX COMPLETE W/ LID (DWG. C00.506/UW-2) | 2 | EA | 437.50 | 875 | |
| | | 3'0" 316 SSTL PIPE EXTENSION STEM-SOCKET X NUT W/CENTERING COLLAR | 2 | EA | 786.94 | 1,574 | |
| **YARD PIPING PLAN 4** | | | | | | **9,690** | *** |
| | | 8" PC350 DUCTILE IRON PIPE PUSH JNT CEMENT LINED-BITUMINOUS COATED | 20 | FT | 59.41 | 1,188 | |
| | | 8" REST JNT GASKETS EPDM | 1 | EA | 265.22 | 265 | |
| | | 8" X 4" C153 MJ BIT COATED / CEMENT LINED DI TEE | 1 | EA | 283.50 | 284 | |
| | | 8" C153 MJ BIT COATED / CEMENT LINED DI LONG SLEEVE | 1 | EA | 266.25 | 266 | |
| | | 8" WEDGE FITTING RESTRAINT MJ GLAND PACK-EPDM GASKETS-COR-BLUE B&N'S-FOR DI PIPE | 8 | EA | 173.00 | 1,384 | |
| | | 6" DR18/ PR235 C900 BJ GSKT PVC PIPE-BLUE | 20 | FT | 11.79 | 236 | RISER PIPE FOR VALVE BOX PER C00.506/UW2 |
| | | 8" C515 MECH JT NRS GATE VALVE LESS ACC W/ 2" OP NUT (NO GEAR) | 2 | EA | 1,809.10 | 3,618 | |
| | | 19-22" HEAVY DUTY 5-1/4" SHAFT - SCREW TYPE 2 PC VALVE BOX COMPLETE W/ LID (DWG. C00.506/UW-2) | 2 | EA | 437.50 | 875 | |
| | | 3'0" 316 SSTL PIPE EXTENSION STEM-SOCKET X NUT W/CENTERING COLLAR | 2 | EA | 786.94 | 1,574 | |
| **YARD PIPING PLAN 5** | **ADD1** | | | | | **35,226** | |
| | ADI | 8" PC350 DUCTILE IRON PIPE PUSH JNT CEMENT LINED-BITUMINOUS COATED | 460 | FT | 59.41 | 27,329 | |
| | ADI | 8" REST JNT GASKETS EPDM | 23 | EA | 265.23 | 6,100 | |
| | ADI | 8" C153 MJ BIT COATED / CEMENT LINED DI 45 ELL | 2 | EA | 216.75 | 434 | |
| | ADI | 8" X 6" C153 MJ BIT COATED / CEMENT LINED DI TEE | 1 | EA | 325.50 | 326 | |
| | ADI | 8" WEDGE FITTING RESTRAINT MJ GLAND PACK-EPDM GASKETS-COR-BLUE B&N'S-FOR DI PIPE | 6 | EA | 173.00 | 1,038 | |
| **08" WAS** | | | | | | **30,375** | |
| **YARD PIPING PLAN 1** | | | | | | **12,474** | |
| | | 8" PC350 DUCTILE IRON PIPE PUSH JNT PERMOX LINED-BITUMINOUS COATED | 100 | FT | 79.38 | 7,938 | |
| | | 8" REST JNT GASKETS SBR | 5 | EA | 175.37 | 877 | |
| | | 8" C153 MJ BIT COATED / PERMOX LINED DI 90 ELL | 1 | EA | 734.91 | 735 | |
| | | 8" C153 MJ BIT COATED / PERMOX LINED DI 45 ELL | 2 | EA | 666.28 | 1,333 | |
| | | 8" C153 MJ BIT COATED / PERMOX LINED DI LONG SLEEVE | 1 | EA | 751.40 | 751 | |
| | | 8" WEDGE FITTING RESTRAINT MJ GLAND PACK-SBR GASKET-COR-BLUE B&N'S-FOR DI PIPE | 8 | EA | 105.00 | 840 | |
| **WAS SURGE TANK PS** | | | | | | **17,901** | |
| | | 8" X 5'0" DI SPOOL PIECE PERMOX LINED W/ 125# FLG X FLG | 2 | EA | 890.95 | 1,782 | |
| | | 8" X 5'6" DI SPOOL PIECE PERMOX LINED W/ 125# FLG X FLG | 1 | EA | 1,780.61 | 1,781 | |
| | | 8" X 9'0" DI SPOOL PIECE PERMOX LINED W/ 125# FLG X FLG | 1 | EA | 2,558.26 | 2,558 | |
| | | 8" X 5'0" DI SPOOL PIECE PERMOX LINED W/ 125# FLG X PE | 1 | EA | 1,377.63 | 1,378 | |
| | | 8" C110 FLG PRIME COATED / PERMOX LINED DI 90 ELL | 1 | EA | 1,092.30 | 1,092 | |
| | | 8" X 6" C110 FLG PRIME COATED / PERMOX LINED DI 90 ELL | 2 | EA | 1,067.74 | 2,135 | |
| | | 8" X 6" C110 FLG PRIME COATED / PERMOX LINED DI TEE | 2 | EA | 1,389.56 | 2,779 | |
| | | 12" X 8" C110 FLG PRIME COATED / PERMOX LINED DI 90 ELL (SUBMERGED) | 1 | EA | 2,085.38 | 2,085 | |
| | | 8" X 2'6" FLG X WC X FLG WALL PIPE PERMOX LINED (DWG. M00.504/6) (PARTIALLY SUBMERGED) | 1 | EA | 1,367.32 | 1,367 | |
| | | 8" FLG ACC PKS - 316 B8M SSTL HEAVY HEX - CL 125/150 FLANGE W/ SBR GASKET (DI X DI) | 9 | EA | 94.28 | 849 | |
| | | 8" FLG ACC PKS - 316 B8M SSTL HEAVY HEX - CL 125/150 FLANGE W/ SBR GASKET (DI X DI) (SUBMERGED) | 1 | EA | 94.27 | 94 | |
| **12" ALP** | | | | | | **111,829** | *** |
| **AGS BASINS** | | | | | | **23,841** | *** |
| | | 12" FLG ACC PKS - 316 B8M SSTL HEAVY HEX - CL 125/150 FLANGE W/VITON TORUSEAL GASKET (SST X SST-EJ) | 6 | EA | 683.15 | 4,099 | |
| | | 12" LUG BOLT SET CL 125/150 FLG-316 B8M SSTL-CAP BOLTS NO NUTS (NO-GASKET) (SST X SST-LUG-BFV) | 12 | EA | 224.84 | 2,698 | |
| | | 12" FLG X FLG-304 STAINLESS STEEL EXPANSION JNT-BELLOWS TYPE W/ SSTL 304 CTRL HARNESSING | 3 | EA | 5,681.25 | 17,044 | |
| | | 12" LUG PATTERN (CL 150) 316 SSTL HIGH PERFORMANCE BUTTERFLY VALVE W/ GEAR OPERATOR W/ HANDWHEEL (BY OTHERS) | 3 | EA | - | - | *** |
| | | 12" LUG PATTERN (CL 150) 316 SSTL HIGH PERFORMANCE BUTTERFLY VALVE W/ EMO/ OPEN-CLOSE (BY OTHERS) | 3 | EA | - | - | *** |
| **AGS BLOWERS** | | | | | | **87,988** | *** |
| | | 12" FLG ACC PKS - 316 B8M SSTL HEAVY HEX - CL 125/150 FLANGE W/VITON TORUSEAL GASKET (SST X FCA) | 4 | EA | 683.15 | 2,733 | |
| | | 12" FLG ACC PKS - 316 B8M SSTL HEAVY HEX - CL 125/150 FLANGE W/VITON TORUSEAL GASKET (SST X SST) | 1 | EA | 683.15 | 683 | |
| | | 12" FLG ACC PKS - 316 B8M SSTL HEAVY HEX - CL 125/150 FLANGE W/VITON TORUSEAL GASKET (SST X SST-EJ) | 8 | EA | 683.15 | 5,465 | |
| | | 12" LUG BOLT SET CL 125/150 FLG-316 B8M SSTL-CAP BOLTS NO NUTS (NO-GASKET) (SST X SST-LUG-BFV) | 8 | EA | 224.84 | 1,799 | |
| | | 12" FCA NON-RESTRAINED 316 SSTL BDY FOR STL PIPE SIZE W/ 316 SSTL BOLTS - EPDM GASKETS | 4 | EA | 2,645.79 | 10,583 | |
| | | 12" FLG X FLG-304 STAINLESS STEEL EXPANSION JNT-BELLOWS TYPE W/ SSTL 304 CTRL HARNESSING | 4 | EA | 5,681.25 | 22,725 | |
| | | 12" LUG PATTERN (CL 150) 316 SSTL HIGH PERFORMANCE BUTTERFLY VALVE W/ GEAR OPERATOR W/ HANDWHEEL | 4 | EA | 11,000.00 | 44,000 | *** |
| **12" LC** | | | | | | **13,725** | |
| **YARD PIPING PLAN 3** | | | | | | **13,725** | |
| | | 12" C153 FOR PVC PIPE MJ BIT COATED / PERMOX LINED DI 90 ELL | 1 | EA | 1,344.97 | 1,345 | |
| | | 12" C153 FOR PVC PIPE MJ BIT COATED / PERMOX LINED DI 45 ELL | 3 | EA | 1,215.95 | 3,648 | |
| | | 12" WEDGE FITTING RESTRAINT MJ GLAND PACK-SBR GASKET-COR-BLUE B&N'S-FOR CI OD PVC PIPE | 6 | EA | 208.00 | 1,248 | |

| | | | | | | | |
|---|---|---|---|---|---|---|---|
| | | 12" SERRATED RESTRAINT HARNESS W\304 SSTL B&N'S-FOR CIOD PVC PIPE | 5 | EA | 641.00 | 3,205 | |
| | | 12" DR18/ PR235 C900 BJ GSKT PVC PIPE-GREEN | 100 | FT | 42.79 | 4,279 | |
| **12" REJ** | **ADD1** | | | | | **28,946** | |
| **YARD PIPING PLAN 3** | **ADD1** | | | | | **28,946** | |
| | ADI | 12" PC350 DUCTILE IRON PIPE PUSH JNT PERMOX LINED-BITUMINOUS COATED | 120 | FT | 115.64 | 13,877 | |
| | ADI | 12" REST JNT GASKETS SBR | 4 | EA | 254.69 | 1,019 | |
| | ADI | 12" C153 MJ BIT COATED / PERMOX LINED DI 90 ELL | 1 | EA | 1,395.89 | 1,396 | |
| | ADI | 12" C153 MJ BIT COATED / PERMOX LINED DI 45 ELL | 7 | EA | 1,262.06 | 8,834 | |
| | ADI | 12" WEDGE FITTING RESTRAINT MJ GLAND PACK-SBR GASKET-COR-BLUE B&N'S-FOR DI PIPE | 20 | EA | 191.00 | 3,820 | |
| **16" AGI** | | | | | | **307,188** | *** |
| **AGS INFLUENT PS** | | | | | | **307,188** | *** |
| | | 16" X 1'6" DI SPOOL PIECE PERMOX LINED W/ 125# FLG X FLG | 4 | EA | 2,240.25 | 8,961 | |
| | | 16" X 2'0" DI SPOOL PIECE PERMOX LINED W/ 125# FLG X FLG | 8 | EA | 2,466.85 | 19,735 | |
| | | 16" X 2'0" DI SPOOL PIECE PERMOX LINED W/ 125# FLG X FLG W/(1) 1/2" FPT TAP | 4 | EA | 2,805.46 | 11,222 | |
| | | 16" X 2'6" DI SPOOL PIECE PERMOX LINED W/ 125# FLG X FLG W/(1) 2" FPT TAP | 4 | EA | 3,032.06 | 12,128 | |
| | | 16" X 3'0" DI SPOOL PIECE PERMOX LINED W/ 125# FLG X FLG | 8 | EA | 2,921.34 | 23,371 | |
| | | 16" X 1'0" DI SPOOL PIECE PERMOX LINED W/ 125# FLG X PE | 4 | EA | 1,245.01 | 4,980 | |
| | | 16" C110 FLG PRIME COATED / PERMOX LINED DI 90 ELL | 8 | EA | 3,126.81 | 25,014 | |
| | | 16" C110 FLG PRIME COATED / PERMOX LINED DI TEE | 4 | EA | 4,323.78 | 17,295 | |
| | | 16" C110 BLIND FLG PRIME COATED / PERMOX LINED DI BLIND FLG W-2" IP TAP | 4 | EA | 2,562.98 | 10,252 | |
| | | 16" FLG ACC PKS - 316 B8M SSTL HEAVY HEX - CL 125/150 FLANGE W/ SBR GASKET (DI X CV) | 8 | EA | 333.53 | 2,668 | |
| | | 16" FLG ACC PKS - 316 B8M SSTL HEAVY HEX - CL 125/150 FLANGE W/ SBR GASKET (DI X DI) | 32 | EA | 333.53 | 10,673 | |
| | | 16" FLG ACC PKS - 316 B8M SSTL HEAVY HEX - CL 125/150 FLANGE W/ SBR GASKET (DI X FCA) | 4 | EA | 333.53 | 1,334 | |
| | | 16" FLG ACC PKS - 316 B8M SSTL HEAVY HEX - CL 125/150 FLANGE W/ SBR GASKET (DI X PMP) | 8 | EA | 333.53 | 2,668 | |
| | | 16" FLG ACC PKS - 316 B8M SSTL HEAVY HEX - CL 125/150 FLANGE W/ SBR GASKET (DI X PV) | 16 | EA | 333.53 | 5,336 | |
| | | 16" WEDGE ACTION REST FCA DI BODY FOR DI PIPE SIZE W/ 316 SSTL T-BOLTS & NUTS - SBR GASKETS | 4 | EA | 2,692.09 | 10,768 | |
| | | 16" 125LB FLG IRON BODY PLUG VALVE 100% PORT W/ GEAR OPERATOR/ HANDWHEEL | 4 | EA | 7,750.00 | 31,000 | VERIFY TAG NUMBERS; P&ID I34.001 NOT INCLUDED IN PLAN SET |
| | | 16" 125LB FLG IRON BODY PLUG VALVE 100% PORT W/ GEAR OPERATOR/ CHAIN WHEEL (7'10" CL-AFF) | 4 | EA | 8,875.00 | 35,500 | |
| | | 16" 125/150LB FLG IRONBODY AWWA SWING CHECK VALVE W/ OL & W-NO LIMIT SWITCH | 4 | EA | 18,570.29 | 74,281 | VERIFY TAG NUMBERS; P&ID I34.001 NOT INCLUDED IN PLAN SET |
| **16" AGI, 2" ARV** | | | | | | **4,176** | *** |
| **AGS INFLUENT PS** | | | | | | **4,176** | *** |
| | | 2" X 4" DIELECTRIC THREADED NIPPLE | 4 | EA | 49.92 | 200 | |
| | | 2" X 6" 316 SSTL SCH 40 THREADED NIPPLE | 4 | EA | 15.70 | 63 | |
| | | 2" 2 PIECE THREADED 316 STAINLESS BALL VALVE W/ LEVER OP | 4 | EA | 234.75 | 939 | |
| | | 2" IRONBODY - VALVE ONLY WASTEWATER AIR RELEASE W/ FIP THREADED INLET & OUTLET | 4 | EA | 743.75 | 2,975 | VERIFY TAG NUMBERS; P&ID I34.001 NOT INCLUDED IN PLAN SET |
| **16" AGI, 2" BLV** | | | | | | **1,139** | |
| **AGS INFLUENT PS** | | | | | | **1,139** | |
| | | 2" X 4" DIELECTRIC THREADED NIPPLE | 4 | EA | 49.92 | 200 | |
| | | 2" 2 PIECE THREADED 316 STAINLESS BALL VALVE W/ LEVER OP | 4 | EA | 234.75 | 939 | |
| **16" AGI, PIA** | | | | | | **522** | |
| **AGS INFLUENT PS** | | | | | | **522** | |
| | | 1/2" X 3" DIELECTRIC THREADED NIPPLE | 4 | EA | 16.37 | 65 | |
| | | 1/2" 316 SSTL 150# THREADED TEE | 4 | EA | 4.63 | 19 | |
| | | 1/2" X 4" 316 SSTL SCH 40 THREADED NIPPLE | 12 | EA | 3.58 | 43 | |
| | | 1/2" 2 PIECE THREADED 316 STAINLESS BALL VALVE W/ LEVER OP | 8 | EA | 49.43 | 395 | |
| **16" ALP** | | | | | | **4,112** | |
| **AGS BLOWERS** | | | | | | **4,112** | |
| | | 16" FLG ACC PKS - 316 B8M SSTL HEAVY HEX - CL 125/150 FLANGE W/VITON TORUSEAL GASKET (SST X SST) | 3 | EA | 1,370.61 | 4,112 | |
| **16" WLC** | *** | | | | | **234,615** | |
| **YARD PIPING PLAN 3** | *** | | | | | **69,919** | |
| | | 16" PC350 DUCTILE IRON PIPE PUSH JNT PERMOX LINED-BITUMINOUS COATED | 240 | FT | 169.34 | 40,642 | |
| | | 16" REST JNT GASKETS SBR | 12 | EA | 590.33 | 7,084 | |
| | | 16" C153 MJ BIT COATED / PERMOX LINED DI 90 ELL | 1 | EA | 2,377.06 | 2,377 | |
| | ADI | 16" C153 MJ BIT COATED / PERMOX LINED DI 45 ELL | 7 | EA | 1,971.20 | 13,798 | |
| | ADI | 16" WEDGE FITTING RESTRAINT MJ GLAND PACK-SBR GASKET-COR-BLUE B&N'S-FOR DI PIPE | 17 | EA | 354.00 | 6,018 | |
| **AGS BASINS** | | | | | | **164,696** | |
| | | 16" X 2'6" DI SPOOL PIECE PERMOX LINED W/ 125# FLG X FLG | 3 | EA | 2,693.45 | 8,080 | |
| | | 16" X 8'6" DI SPOOL PIECE PERMOX LINED W/ 125# FLG X FLG | 3 | EA | 5,416.51 | 16,250 | |
| | | 16" X 19'0" DI SPOOL PIECE PERMOX LINED W/ 125# FLG X FLG | 10 | EA | 10,181.55 | 101,816 | |
| | | 16" X 5'0" DI SPOOL PIECE PERMOX LINED W/ 125# FLG X PE | 1 | EA | 3,060.38 | 3,060 | |
| | | 16" C110 FLG PRIME COATED / PERMOX LINED DI 90 ELL | 1 | EA | 3,126.81 | 3,127 | |
| | | 16" C110 FLG PRIME COATED / PERMOX LINED DI 45 ELL | 3 | EA | 2,674.14 | 8,022 | |
| | | 16" C110 FLG PRIME COATED / PERMOX LINED DI TEE | 3 | EA | 4,323.78 | 12,971 | |
| | | 16" C110 BLIND FLG PRIME COATED / PERMOX LINED DI BLIND FLG | 1 | EA | 2,363.98 | 2,364 | |
| | | 16" FLG ACC PKS - 316 B8M SSTL HEAVY HEX - CL 125/150 FLANGE W/ SBR GASKET (DI X DI) | 27 | EA | 333.53 | 9,005 | |
| **20" ALP** | | | | | | **45,903** | |

| | | | | | | | |
|---|---|---|---|---|---|---|---|
| **AGS BLOWERS** | | | | | | **45,903** | |
| | | 20" FLG ACC PKS - 316 B8M SSTL HEAVY HEX - CL 125/150 FLANGE W/VITON TORUSEAL GASKET (SST X EJ) | 6 | EA | 1,851.35 | 11,108 | |
| | | 20" FLG ACC PKS - 316 B8M SSTL HEAVY HEX - CL 125/150 FLANGE W/VITON TORUSEAL GASKET (SST X SST) | 1 | EA | 1,851.35 | 1,851 | |
| | | 20" FLG X FLG-304 STAINLESS STEEL EXPANSION JNT-BELLOWS TYPE W/ SSTL 304 CTRL HARNESSING | 3 | EA | 10,981.25 | 32,944 | |
| **20" WAS** | | | | | | **230,092** | *** |
| **AGS BASINS** | | | | | | **204,260** | |
| | | 20" X 10'6" DI SPOOL PIECE PERMOX LINED W/ 125# FLG X FLG W/(1) 2" FPT TAP | 3 | EA | 8,762.73 | 26,288 | |
| | | 20" X 19'0" DI SPOOL PIECE PERMOX LINED W/ 125# FLG X FLG | 10 | EA | 13,478.84 | 134,788 | |
| | | 20" X 5'0" DI SPOOL PIECE PERMOX LINED W/ 125# FLG X PE | 1 | EA | 4,081.38 | 4,081 | |
| | | 20" C110 FLG PRIME COATED / PERMOX LINED DI TEE | 3 | EA | 6,929.30 | 20,788 | |
| | | 20" C110 BLIND FLG PRIME COATED / PERMOX LINED DI BLIND FLG | 1 | EA | 4,337.47 | 4,337 | |
| | | 20" FLG ACC PKS - 316 B8M SSTL HEAVY HEX - CL 125/150 FLANGE W/ SBR GASKET (DI X DI) | 19 | EA | 735.62 | 13,977 | |
| **WAS SURGE TANK PS** | | | | | | **25,832** | *** |
| | | 20" C110 FLG PRIME COATED / PERMOX LINED DI 90 ELL | 1 | EA | 5,056.65 | 5,057 | |
| | | 20" X 3'0" FLG X WC X FLG WALL PIPE PERMOX LINED (DWG. M00.504/6) (PARTIALLY SUBMERGED) | 1 | EA | 4,568.05 | 4,568 | |
| | | 20" FLG ACC PKS - 316 B8M SSTL HEAVY HEX - CL 125/150 FLANGE W/ SBR GASKET (DI X DI) | 1 | EA | 735.63 | 736 | |
| | | 20" FLG ACC PKS - 316 B8M SSTL HEAVY HEX - CL 125/150 FLANGE W/ SBR GASKET (DI X PV) | 2 | EA | 735.63 | 1,471 | |
| | | 20" 125LB FLG IRON BODY PLUG VALVE 100% PORT W/ GEAR OPERATOR/ HANDWHEEL | 1 | EA | 14,000.00 | 14,000 | PV-37001 |
| **20" WAS, 2" BLV** | | | | | | **854** | *** |
| **AGS BASINS** | | | | | | **854** | *** |
| | | 2" X 4" DIELECTRIC THREADED NIPPLE | 3 | EA | 49.92 | 150 | |
| | | 2" 2 PIECE THREADED 316 STAINLESS BALL VALVE W/ LEVER OP | 3 | EA | 234.75 | 704 | *** |
| **24" AGE** | *** | | | | | **430,805** | |
| **YARD PIPING PLAN 4** | *** | | | | | **208,794** | |
| | | 24" PC250 DUCTILE IRON PIPE PUSH JNT PERMOX LINED-BITUMINOUS COATED | 460 | FT | 274.01 | 126,045 | |
| | | 24" REST JNT GASKETS SBR | 23 | EA | 1,145.40 | 26,344 | |
| | | 24" C153 MJ BIT COATED / PERMOX LINED DI 90 ELL | 2 | EA | 5,089.29 | 10,179 | |
| | ADI | 24" C153 MJ BIT COATED / PERMOX LINED DI 45 ELL | 8 | EA | 3,849.61 | 30,797 | |
| | ADI | 24" WEDGE FITTING RESTRAINT MJ GLAND PACK-SBR GASKET-COR-BLUE B&N'S-FOR DI PIPE | 20 | EA | 771.50 | 15,430 | |
| **YARD PIPING PLAN 5** | *** | | | | | **170,871** | |
| | | 24" PC250 DUCTILE IRON PIPE PUSH JNT PERMOX LINED-BITUMINOUS COATED | 320 | FT | 274.01 | 87,683 | |
| | | 24" REST JNT GASKETS SBR | 16 | EA | 1,145.40 | 18,326 | |
| | ADI | 24" C153 MJ BIT COATED / PERMOX LINED DI 45 ELL | 10 | EA | 3,849.61 | 38,496 | |
| | | 24" C153 MJ BIT COATED / PERMOX LINED DI LONG SLEEVE | 1 | EA | 3,533.95 | 3,534 | |
| | ADI | 24" WEDGE FITTING RESTRAINT MJ GLAND PACK-SBR GASKET-COR-BLUE B&N'S-FOR DI PIPE | 22 | EA | 771.50 | 16,973 | |
| | | 30" X 1'6" PE X WC X PE 316 SSTL WALL SLEEVES | 1 | EA | 4,787.50 | 4,788 | |
| | | 24" MODEL S-316 MODULAR SEAL FOR DI/CI OD PVC/DIPS HDPE FOR STEEL WALL SLEEVE (QUOTED PER LINK-REQUIRES 32 EA-LS-475S LINKS PER SEAL) | 64 | EA | 16.73 | 1,071 | |
| **AGS BASINS** | | | | | | **51,140** | |
| | | 24" X 5'0" DI SPOOL PIECE PERMOX LINED W/ 125# FLG X FLG | 1 | EA | 6,454.24 | 6,454 | |
| | | 24" X 16'0" DI SPOOL PIECE PERMOX LINED W/ 125# FLG X FLG | 1 | EA | 14,616.98 | 14,617 | |
| | | 24" X 5'0" DI SPOOL PIECE PERMOX LINED W/ 125# FLG X PE | 1 | EA | 5,102.37 | 5,102 | |
| | | 24" C110 FLG PRIME COATED / PERMOX LINED DI 90 ELL | 2 | EA | 7,787.06 | 15,574 | |
| | | 24" X 3'0" FLG X WC X PE WALL PIPE PERMOX LINED (DWG. M00.504/5) | 1 | EA | 4,400.68 | 4,401 | |
| | | 24" FLG ACC PKS - 316 B8M SSTL HEAVY HEX - CL 125/150 FLANGE W/ SBR GASKET (DI X DI) | 5 | EA | 998.33 | 4,992 | |
| **24" AGI** | *** | | | | | **268,098** | *** |
| **YARD PIPING PLAN 1** | *** | | | | | **71,800** | |
| | | 24" PC250 DUCTILE IRON PIPE PUSH JNT PERMOX LINED-BITUMINOUS COATED | 100 | FT | 274.01 | 27,401 | |
| | | 24" REST JNT GASKETS SBR | 5 | EA | 1,145.40 | 5,727 | |
| | | 24" C153 MJ BIT COATED / PERMOX LINED DI 90 ELL | 1 | EA | 5,089.29 | 5,089 | |
| | ADI | 24" C153 MJ BIT COATED / PERMOX LINED DI 45 ELL | 5 | EA | 3,849.61 | 19,248 | |
| | | 24" C153 MJ BIT COATED / PERMOX LINED DI LONG SLEEVE | 1 | EA | 3,533.95 | 3,534 | |
| | ADI | 24" WEDGE FITTING RESTRAINT MJ GLAND PACK-SBR GASKET-COR-BLUE B&N'S-FOR DI PIPE | 14 | EA | 771.50 | 10,801 | |
| **AGS INFLUENT PS** | | | | | | **193,983** | *** |
| | | 24" X 2'6" DI SPOOL PIECE PERMOX LINED W/ 125# FLG X FLG | 1 | EA | 4,598.95 | 4,599 | |
| | | 24" X 3'6" DI SPOOL PIECE PERMOX LINED W/ 125# FLG X FLG | 1 | EA | 5,341.84 | 5,342 | |
| | | 24" X 7'6" DI SPOOL PIECE PERMOX LINED W/ 125# FLG X FLG | 2 | EA | 8,309.53 | 16,619 | |
| | | 24" X 8'0" DI SPOOL PIECE PERMOX LINED W/ 125# FLG X FLG | 4 | EA | 8,680.33 | 34,721 | |
| | | 24" X 9'6" DI SPOOL PIECE PERMOX LINED W/ 125# FLG X FLG W/4 EA 4" TOL & 2 EA 2" TOL | 1 | EA | 15,215.67 | 15,216 | REF DRWG M34.301, SECTION C. CONTRACTOR TO VERIFY SIZE OF OUTLETS. NOT CALLED OUT ON DRAWING |
| | | 24" X 5'0" DI SPOOL PIECE PERMOX LINED W/ 125# FLG X PE | 1 | EA | 5,102.36 | 5,102 | |
| | | 24" C110 FLG PRIME COATED / PERMOX LINED DI 90 ELL | 1 | EA | 7,787.05 | 7,787 | |
| | | 24" X 16" C110 FLG PRIME COATED / PERMOX LINED DI 90 ELL | 2 | EA | 7,187.31 | 14,375 | |
| | | 24" C110 FLG PRIME COATED / PERMOX LINED DI TEE | 1 | EA | 10,811.85 | 10,812 | |

| | | | | | | | |
|---|---|---|---|---|---|---|---|
| | 24" X 16" C110 FLG PRIME COATED / PERMOX LINED DI TEE | 6 | EA | 7,802.84 | 46,817 | | |
| | 24" C110 BLIND FLG PRIME COATED / PERMOX LINED DI BLIND FLG W-2" IP TAP | 1 | EA | 6,839.40 | 6,839 | | |
| | 24" FLG ACC PKS - 316 B8M SSTL HEAVY HEX - CL 125/150 FLANGE W/ SBR GASKET (DI X DI) | 19 | EA | 998.32 | 18,968 | | |
| | 24" FLG ACC PKS - 316 B8M SSTL HEAVY HEX - CL 125/150 FLANGE W/ SBR GASKET (DI X FCA) | 1 | EA | 998.33 | 998 | | |
| | 24" WEDGE ACTION REST FCA DI BODY FOR DI PIPE SIZE W/ 316 SSTL T-BOLTS & NUTS - SBR GASKETS | 1 | EA | 5,787.20 | 5,787 | | |
| **AGS BASINS** | | | | | **2,315** | | |
| | 24" WEDGE FITTING RESTRAINT MJ GLAND PACK-SBR GASKET-COR-BLUE B&N'S-FOR DI PIPE | 3 | EA | 771.50 | 2,315 | | |
| **24" AGI, 2" ARV** | | | | | **1,044** | *** | |
| **AGS INFLUENT PS** | | | | | **1,044** | *** | |
| | 2" X 4" DIELECTRIC THREADED NIPPLE | 1 | EA | 49.93 | 50 | | |
| | 2" X 6" 316 SSTL SCH 40 THREADED NIPPLE | 1 | EA | 15.70 | 16 | | |
| | 2" 2 PIECE THREADED 316 STAINLESS BALL VALVE W/ LEVER OP | 1 | EA | 234.75 | 235 | | |
| | 2" IRONBODY - VALVE ONLY WASTEWATER AIR RELEASE W/ FIP THREADED INLET & OUTLET | 1 | EA | 743.75 | 744 | VERIFY TAG NUMBERS; P&ID I34.001 NOT INCLUDED IN PLAN SET | |
| **24" WAS** | | | | | **56,526** | | *** |
| **AGS BASINS** | | | | | **56,526** | | *** |
| | 24" X 16" C110 FLG PRIME COATED / PERMOX LINED DI 90 ELL | 3 | EA | 7,187.31 | 21,562 | | |
| | 24" X 20" C110 FLG PRIME COATED / PERMOX LINED DI 90 ELL | 3 | EA | 7,661.48 | 22,984 | | |
| | 24" FLG ACC PKS - 316 B8M SSTL HEAVY HEX - CL 125/150 FLANGE W/ SBR GASKET (DI X PV) | 12 | EA | 998.33 | 11,980 | | |
| | 24" 125LB FLG IRON BODY PLUG VALVE 100% PORT W/ EMO/ OPEN-CLOSE SERVICE (BY OTHERS) | 6 | EA | - | - | | *** |
| **30" AGI** | | | | | **115,176** | | *** |
| **AGS BASINS** | | | | | **115,176** | | *** |
| | 30" X 24" C153 MJ BIT COATED / PERMOX LINED DI CONC RED | 3 | EA | 9,928.01 | 29,784 | | |
| | 30" WEDGE FITTING RESTRAINT MJ GLAND PACK-SBR GASKET-COR-BLUE B&N'S-FOR DI PIPE | 3 | EA | 1,883.50 | 5,651 | | |
| | 30" X 4'0" DI SPOOL PIECE PERMOX LINED W/ 125# FLG X FLG | 1 | EA | 8,926.24 | 8,926 | | |
| | 30" X 4'0" DI SPOOL PIECE PERMOX LINED W/ 125# FLG X PE | 3 | EA | 6,523.76 | 19,571 | | |
| | 30" C110 FLG PRIME COATED / PERMOX LINED DI 90 ELL | 3 | EA | 12,278.95 | 36,837 | | |
| | 30" FLG ACC PKS - 316 B8M SSTL HEAVY HEX - CL 125/150 FLANGE W/ SBR GASKET (DI X DI) | 4 | EA | 1,440.71 | 5,763 | | |
| | 30" FLG ACC PKS - 316 B8M SSTL HEAVY HEX - CL 125/150 FLANGE W/ SBR GASKET (DI X PV) | 6 | EA | 1,440.71 | 8,644 | | |
| | 30" 125LB FLG IRON BODY PLUG VALVE 100% PORT W/ EMO/ OPEN-CLOSE SERVICE (BY OTHERS) | 3 | EA | - | - | | *** |
| **30" WAS** | | | | | **314,653** | | |
| **AGS BASINS** | | | | | **314,653** | | |
| | 30" X 2'0" DI SPOOL PIECE PERMOX LINED W/ 125# FLG X FLG | 6 | EA | 6,864.95 | 41,190 | | |
| | 30" X 3'0" DI SPOOL PIECE PERMOX LINED W/ 125# FLG X FLG (SUBMERGED) | 3 | EA | 7,893.66 | 23,681 | | |
| | 30" C110 FLG PRIME COATED / PERMOX LINED DI 45 ELL (SUBMERGED) | 6 | EA | 11,730.55 | 70,383 | | |
| | 30" C110 FLG PRIME COATED / PERMOX LINED DI TEE | 3 | EA | 18,086.30 | 54,259 | | |
| | 30" X 24" C110 FLG PRIME COATED / PERMOX LINED DI CONC RED | 6 | EA | 10,567.56 | 63,405 | | |
| | 30" X 5'0" FLG X WC X FLG WALL PIPE PERMOX LINED (DWG. M00.504/6) (PARTIALLY SUBMERGED) | 3 | EA | 10,493.12 | 31,479 | | |
| | 30" FLG ACC PKS - 316 B8M SSTL HEAVY HEX - CL 125/150 FLANGE W/ SBR GASKET (DI X DI) | 9 | EA | 1,440.71 | 12,966 | | |
| | 30" FLG ACC PKS - 316 B8M SSTL HEAVY HEX - CL 125/150 FLANGE W/ SBR GASKET (DI X DI) (SUBMERGED) | 9 | EA | 1,440.71 | 12,966 | | |
| | 30" FLG ACC PKS - 316 B8M SSTL HEAVY HEX - CL 125/150 FLANGE W/ SBR GASKET (DI X EQPT) (SUBMERGED) | 3 | EA | 1,440.71 | 4,322 | | |
| **36" AGI** | | | | | **116,543** | | |
| **AGS BASINS** | | | | | **116,543** | | |
| | 36" X 30" C110 FLG PRIME COATED / PERMOX LINED DI 90 ELL | 3 | EA | 18,962.01 | 56,886 | | |
| | 36" X 5'0" FLG X WC X FLG WALL PIPE PERMOX LINED (DWG. M00.504/6) (PARTIALLY SUBMERGED) | 3 | EA | 14,416.14 | 43,248 | | |
| | 36" FLG ACC PKS - 316 B8M SSTL HEAVY HEX - CL 125/150 FLANGE W/ SBR GASKET (DI X DI) | 3 | EA | 2,734.69 | 8,204 | | |
| | 36" FLG ACC PKS - 316 B8M SSTL HEAVY HEX - CL 125/150 FLANGE W/ SBR GASKET (DI X EQPT) (SUBMERGED) | 3 | EA | 2,734.69 | 8,204 | | |
| **MISC** | | | | | **391,743** | *** | |
| **MISCELLANEOUS YARD** | | | | | **2,593** | | |
| | 8 MIL BLACK 20" - 300' 3"-8" DIP | 3 | ROLL | 187.50 | 563 | | |
| | 8 MIL BLACK 34" - 300' 14"-16" DIP | 1 | ROLL | 318.06 | 318 | | |
| | 8 MIL BLACK 54" - 150' 24" DIP | 6 | ROLL | 254.19 | 1,525 | | |
| | 2" X 100' BLACK POLY TAPE | 20 | ROLL | 9.38 | 188 | | |
| **MISCELLANEOUS** | | | | | **389,150** | *** | |
| | STAINLESS STEEL FLANGE ADDER - ADD IF NEEDED | 1 | LS | 53,550.00 | 53,550 | ***ADDER TO REMOVE FIELD WELDING*** | |
| | STAINLESS STEEL PACKAGE PER ATTACHED SCOPE | 1 | LS | 335,600.00 | 335,600 | | |
| **SUBMITTALS AND O&M MANUALS** | | | | | **15,000** | | |
| **SUBMITTALS AND O&M MANUALS** | | | | | **15,000** | | |
| | LINE DRAWINGS | 15 | EA | 1,000.00 | 15,000 | | |
| | O&M MANUAL CHARGE PER SPECIFICATIONS | 1 | EA | - | - | | |
| | **Total** | | | | **2,994,636** | | |

| | | |
|---|---|---|
| Ductile Iron Pipe Package | $ | 1,877,882 |
| Carbon Steel Fabrication Package | $ | - |
| Stainless Steel Fabrication Package | $ | 389,150 |
| Fiberglass Reinforced Pipe Package | $ | - |
| Process Valve Package | $ | 222,581 |
| Pipe Support Package | $ | - |
| Project Misc Package | $ | 505,023 |
| Additional Packages | $ | - |
| **PACKAGE TOTALS** | **$** | **2,994,636** |

Report by PACKAGE SUMMARY

| ID | DESCRIPTION | AMOUNT |
|---|---|---|
| 0010.000 | DUCTILE IRON PIPE PUSH JNT BITUMINOUS COATED | 363,959 |
| 0090.000 | DUCTILE IRON PIPE GASKETS | 69,565 |
| 0100.000 | C153 MECH JOINT DI FTGS IMP | 176,784 |
| 0120.000 | C153 MECH JOINT FOR PVC PIPE DI FTGS IMP | 19,861 |
| 0300.000 | C153 MJ GLAND PACKS-ACCESS IMP | 1,571 |
| 0360.000 | RESTRAINTS - FITTING / PIPE / COUPLING IMP | 80,780 |
| 0380.000 | UNDERGROUND PIPE ACCESSORIES | 2,593 |
| 0415.000 | FABRICATED DI 125# FLG SPOOLS | 601,104 |
| 0470.000 | C110 FLANGED DI FTGS IMP | 557,088 |
| 0530.000 | FABRICATED DI WALL PIPE | 89,521 |
| 0560.000 | WALL SLEEVES IMP | 5,600 |
| 0580.000 | MODULAR WALL SEALS | 1,295 |
| 0625.000 | 316 STAINLESS STEEL FLANGE PACKS CL 125/150 FLANGE ACCESSORY KITS | 190,903 |
| 0680.000 | LUG SETS (NO GASKET) | 5,806 |
| 0690.000 | STUD KITS W/ GASKET | 498 |
| 0730.000 | FLANGE ISOLATION KIT | 1,075 |
| 0855.000 | FCA NON-RESTRAINED | 10,583 |
| 0880.000 | FCA RESTRAINED DOM | 16,556 |
| 0970.000 | QUICK DISCONNECT FITTINGS | 2,004 |
| 1050.000 | STAINLESS STEEL PIPE EXPANSION JOINTS | 72,713 |
| 1150.000 | PVC PRESSURE PIPE - GASKETED BELL JOINT | 8,613 |
| 1190.000 | PVC / CPVC PRESSURE PIPE - SOLVENT WELD | 1,056 |
| 1200.000 | PVC-CPVC SOLVENT WELD FTGS | 755 |
| 1480.000 | CI / MI / STEEL - FITTINGS & NIPPLES DOM | 1,595 |
| 1500.000 | STAINLESS STEEL PIPE | 14,866 |
| 1520.000 | STAINLESS STEEL FITTINGS & NIPPLES | 1,547 |
| 1560.000 | STAINLESS STEEL PACKAGE | 389,150 |
| 1660.000 | POLY TUBING INSERT FTGS | 263 |
| 1675.000 | WATERWORKS SERVICE BRASS VALVES DOM | 1,128 |
| 1850.000 | SMALL DIAMETER VALVES | 12,687 |
| 1860.000 | SMALL DIAMETER VALVES DOM | 269 |
| 1870.000 | HOSE & ACCESSORIES | 12,435 |
| 1900.000 | FIRE HYDRANTS | 4,117 |
| 2030.000 | PLANT VALVE EXTRAS | 15,000 |
| 2050.000 | MUD VALVES | 16,185 |
| 2145.000 | AWWA GATE VALVES IRONBODY IMP | 10,272 |
| 2210.000 | BUTTERFLY VLV - 316 SSTL HI PERFRM | 44,000 |
| 2310.000 | PLUG VALVES | 93,844 |
| 2430.000 | CHECK VALVES | 79,531 |
| 2470.000 | AIR VALVES | 5,206 |
| 2590.000 | VALVE / CURB BOXES | 6,750 |
| 2610.000 | VALVE ACCESSORIES | 5,509 |

| Total | 2,994,636 |
|---|---|

BURGESS Civil

**Contact:** **Pedren Alumbaugh**
**Phone:** **(707) 354-0199**

| | | | |
|---|---|---|---|
| Attn: | Christian Schultz | Job Name: | Manatee County SEWRF |
| Quote To: | 1 N. Dale Mabry Highway, Suite 1350 | Job Number: | 26-038-A |
| | Tampa, FL 33609 | Date of Plans: | July 2025 |
| Phone: | (813) 344-3736 | Revision Date: | May 2026 |

| ITEM | DESCRIPTION | QUANTITY | UNIT | UNIT PRICE | AMOUNT |
|---|---|---|---|---|---|
| | **GENERAL CONDITIONS** | | | | |
| 01 | MOBILIZATION | 1.00 | LS | 35,000.00 | 35,000.00 |
| *02* | *P&P BOND* | | | | NOT INCLUDED |
| 03 | SURVEY & AS-BUILTS | 1.00 | LS | 27,944.50 | 27,944.50 |
| *04* | *GEOTECHNICAL TESTING* | | | | NOT INCLUDED |
| *05* | *EROSION CONTROL* | | | | NOT INCLUDED |
| *06* | *SILT FENCE* | | | | NOT INCLUDED |
| *07* | *CONSTRUCTION ENTRANCE* | | | | NOT INCLUDED |
| *08* | *INLET PROTECTION* | | | | NOT INCLUDED |
| *09* | *NPDES DEWATERING PERMIT* | | | | NOT INCLUDED |
| *10* | *SEED & MULCH* | | | | NOT INCLUDED |
| *11* | *SEED & MULCH - IF REQUIRED* | *1.00* | *SY* | *0.50* | *0.50* |
| *12* | *BAHIA SOD* | | | | NOT INCLUDED |
| *13* | *BAHIA SOD - IF REQUIRED* | *1.00* | *SY* | *5.00* | *5.00* |
| | **GENERAL CONDITIONS SUBTOTAL:** | | | | **62,944.50** |
| | | | | | |
| | **EARTHWORK** | | | | |
| *14* | *CLEARING & DEMO* | | | | NOT INCLUDED |
| *15* | *STRIP / DISC / PREP SITE* | | | | NOT INCLUDED |
| *16* | *SITE EXCAVATION* | | | | NOT INCLUDED |
| *17* | *IMPORT & PLACE FILL* | | | | NOT INCLUDED |
| 18 | CONSTRUCT PADS FOR GEN 1, GEN 2, & ELEC BLDG NO 4 | 225.00 | SY | 3.00 | 675.00 |
| 19 | CONSTRUCT IPS PAD | 150.00 | SY | 3.00 | 450.00 |
| 20 | CONSTRUCT AGS PAD | 4,450.00 | SY | 3.00 | 13,350.00 |
| 21 | BASE ROCK BELOW AGS (4" CC) | 4,450.00 | SY | 20.00 | 89,000.00 |
| 22 | FINE GRADE FLAT AREAS | 15,225.00 | SY | 2.25 | 34,256.25 |
| 23 | FINE GRADE SLOPED AREAS | 350.00 | SY | 2.50 | 875.00 |
| | **EARTHWORK SUBTOTAL:** | | | | **138,606.25** |

| ITEM | DESCRIPTION | QUANTITY | UNIT | UNIT PRICE | AMOUNT |
|---|---|---|---|---|---|
| | | | | | |
| | **ROADWAY** | | | | |
| 24 | SAW-CUT & MATCH PAVEMENT | 5.00 | EA | 1,000.00 | 5,000.00 |
| *25* | *MAINTENANCE OF TRAFFIC* | | | | NOT INCLUDED |
| 26 | 3.00" MILL / OVERLAY | 1,750.00 | SY | 49.50 | 86,625.00 |
| 27 | 1.00" ASPHALT (SP-9.5): FINAL LIFT | 2,225.00 | SY | 14.50 | 32,262.50 |
| 28 | 2.00" ASPHALT (SP-12.5): INITIAL LIFT | 2,225.00 | SY | 26.25 | 58,406.25 |
| 29 | 10" LIMEROCK BASE | 2,225.00 | SY | 37.25 | 82,881.25 |
| 30 | 12" STABILIZED SUBGRADE (LBR 40) | 2,225.00 | SY | 18.25 | 40,606.25 |
| 31 | MIAMI CURB | 190.00 | LF | 40.00 | 7,600.00 |
| 32 | 4" SIDEWALK (WWM - REINFORCED) | 450.00 | SY | 90.00 | 40,500.00 |
| *33* | *H/C RAMPS: MATS* | | | | NOT INCLUDED |
| *34* | *CONCRETE PADS* | | | | NOT INCLUDED |
| *35* | *SIGNAGE & STRIPING* | | | | NOT INCLUDED |
| | **ROADWAY SUBTOTAL:** | | | | **353,881.25** |
| | | | | | |
| | **MANATEE COUNTY SEWRF TOTAL:** | | | | **555,432.00** |
| | | | | | |
| | **ADD ALTERNATE 01 (CROM REQUIREMENTS)** | | | | |
| *ADD ALT 01* | *15' WIDE PATH AROUND AGS (6" CC)* | *1,200.00* | *SY* | *23.00* | *27,600.00* |
| | **ADD ALTERNATE 01 (CROM REQUIREMENTS) SUBTOTAL:** | | | | **27,600.00** |
| | | | | | |
| | **ADD ALTERNATE 02 (DUTCHLAND REQUIREMENTS)** | | | | |
| *ADD ALT 02* | *30' WIDE PATH AROUND AGS (6" CC)* | *2,550.00* | *SY* | *23.00* | *58,650.00* |
| | **ADD ALTERNATE 02 (DUTCHLAND REQUIREMENTS SUBTOTAL:** | | | | **58,650.00** |
| | | | | | |

**NOTES:**

Delay in Purchase of Materials:

Notwithstanding anything herein to the contrary, if Contractor's purchase of materials or equipment is delayed because of: (1) delayed commencement for any reason whatsoever; (2) acts or omissions of the Owner, the architect, or engineer; (3) changes in the Work or the sequencing of the Work ordered by the Owner, or arising from decisions of the Owner that impact the Contract Time; (4) hazardous materials, concealed or unknown conditions; (5) delays pending dispute resolution or suspension of the Work by the Owner; (6) Force Majeure Events (as defined below); (7) or for any reason beyond the Contractor's control, the Owner shall modify the Contract increasing the Contract Sum in the amount commensurate with any actual, direct, and documented increase in material or equipment costs, dollar for dollar, because of such delays or events. The Contractor's fee shall not be increased because of such cost increases.

The term "Force Majeure" means, without limitation, an act of God, fire, tornado, hurricane, flood, earthquake, explosion, war,

act of terrorism, civil disturbance, labor strikes, an unusually severe storm, government shutdown or interference, pandemic, endemic, epidemic, or any other unavoidable casualty beyond the Contractor's control.

---

Material Cost Increases:

The Contractor estimated the Contract Sum on the labor, material, and equipment costs at the time of negotiation and/or its submission of the bid/proposal. Because the Work may not commence immediately and the materials may not be ordered for months, the Contractor cannot predict or estimate increases in the cost of labor, materials, and equipment that may occur prior to commencement or during the progress of the Work. Notwithstanding anything herein to the contrary, if the cost of labor, materials, and/or equipment for any scheduled item of Work identified in this proposal increases by 5% or more, the Owner shall modify the Contract increasing the Contract Sum in the amount commensurate with any actual, direct, and documented increase in labor, material, and/or equipment costs, dollar for dollar, above the 5% threshold. The Contractor's fee shall not be increased because of such cost increases.

If, after the date of this Quote/Purchase Order, any new or increased tariffs, duties, or other government-imposed costs on materials used in the work becomes effective, the Contract Price shall be adjusted to reflect the actual increased cost to the Contractor. The Contractor shall promptly notify the [Owner/Buyer] of any such cost impact. Failure to agree on a price adjustment shall not relieve the Buyer's obligation to pay the increased cost, and the Contractor shall be entitled to an extension of time if such tariffs result in material shortages or delays and/or Contractor may permanently suspend performance because of a delay or the inability of the parties to agree upon an adjusted price.

---

***DUE TO VOLATILITY IN RAW MATERIAL AND SHIPPING COSTS ALL PVC, HDPE OR OTHER PLASTIC MATERIALS WILL BE PURCHASED AT COST BASED ON CURRENT SHIP DATE. PURCHASE ORDERS CANNOT BE HELD AT THIS TIME. WE EXPECT TO PASS PRICE INCREASES ALONG TO OUR CUSTOMER AT THE TIME OF SHIP DATE.***

***THIS PROPOSAL/QUOTE IS BASED ON AND TIED TO THE FDOT ASPHALT PRICE INDEX (API) FOR BITUMINOUS MATERIALS CURRENTLY IN EFFECT AS OF THE DATE ON THIS PROPOSAL/QUOTE (UNLESS OTHERWISE SPECIFIED HEREIN). ANY ADJUSTMENTS DUE TO INCREASES OR DECREASES IN API WILL BE DETERMINED IN ACCORDANCE WITH SECTION 9-2.1.2 OF THE CURRENT FDOT STANDARD SPECIFICATIONS FOR ROAD AND BRIDGE CONSTRUCTION WITH THE EXCEPTION THAT BITUMINOUS ADJUSTMENTS WILL BE MADE ONLY WHEN THE CURRENT API(CAPI) VARIES BY MORE THAN 10% OF THE API PREVAILING IN THE MONTH WHEN BIDS WERE RECEIVED(BAPI), AND THEN ONLY ON THE PORTION THAT EXCEEDS 10%. THE APPLICATION OF ADJUSTMENTS WILL NOT BE CONDITIONED ON THE OWNER'S OR ANY OTHER PARTY'S PARTICIPATION IN THIS CLAUSE. THE CALCULATION FOR THE DIFFERENCE IS TO BE THE CURRENT BITUMINOUS API AT TIME PLACEMENT VS TIME OF BID.***

1. This proposal is valid for 30 days from bid date.
2. Payment & Performance bond is not included. Add 1.25% if required.
3. This proposal excludes all Textura or similar third-party payment processing fees. If Textura participation is required by the Owner, Client, or General Contractor, please add $5,300.00 to our proposal.
4. Survey, layout, and as-builts are included. Record Survey and engineering are by others.
5. Geotechnical/Construction testing is by others.
6. Removal and/or replacement of unsuitable soils, hazardous or buried debris is not included.
7. Removal and/or relocation of gas, cable, electric, irrigation or other utilities is by others, if required.
8. Meters, meter fees, permits and connection fees by others.
9. All hardscape, topsoil, grassing, landscaping, irrigation, root pruning, tree trimming and fencing is by others.
10. Assumes all cut material is suitable for structural fill.
11. Topographic survey of existing conditions shown on the construction drawings is presumed accurate to plus or minus 0 .2' and will need to be confirmed to establish the final site fill requirements. Any discrepancies found during verification may affect the quantity of fill required and should be addressed promptly to ensure accurate site balancing.
12. Conduits or sleeves are not included.
13. Includes rough grade of building pads to 95% on a one-time basis. Fine grading, final compaction, specific density requirements and excavation of footers are not included.

14. Includes rough grading around building pads on a one-time basis. Fine grading around building pad after vertical construction is not included.
15. Installation of new silt fence or maintenance of existing silt fence is not included.
16. NPDES requirements by others. Contractor will maintain reports and will assist the entity deemed as the site-wide "Operator" only while onsite. Full responsibilities and legal limitations related to stormwater permit coverage will be outlined at time of award.
17. All concrete flatwork by others.
18. Fence, handrail, bollards, & guardrail by others.
19. No work is included on existing utilities.
20. Location, exploration and/or repairs to existing utilities are not included. Asbuilts of existing utilities are not included.
21. Paving prices are valid for 30 days from bid date and include 2 mobilizations.

ACCEPTED:
Contractor / Owner Name:

By: _____

Date: _____

BURGESS CIVIL, LLC

By: _____

Date: _____

NUCOR
REBAR FABRICATION

| Project: | Date: |
|---|---|
| PJ132412A - M | 5/20/2026 |
| **Escalation Date:** | **Quote Valid Thru:** |
| 3/31/2027 | 5/27/2026 |

**Nucor Rebar Fabrication South LLC**
Frostproof - 863.608.5228
22 Nucor Drive
Frostproof, FL 33843

Attn: **Christian Schultz**
Company: PCL
Project Name: MANATEE COUNTY SERWRF
City, State: Bradenton, FL

## Supply Only Proposal

Nucor Rebar Fabrication South LLC (herein called the Seller) proposes to furnish the following materials including placing drawings, per mutually agreed upon schedule, in accordance with the CRSI Manual of Standard Practice (latest edition), subject to the terms and conditions of sale set forth below and any attachments hereto.

| Bid Item | Description | Pricing Method | Amount |
|---|---|---|---|
| 001 | Base Bid | Lump Sum | $1,569,967.00 |

**(Price Excludes All Applicable Taxes)**

**Pricing is based on shipments starting Jul 2026, and ending Jul 2027. Any dates to the contrary will be subject to a change in pricing.**

**Bid Item 001 - Base Bid - Includes the following:**

- Includes ASTM A615 Grade 60 Black Domestically Produced Reinforcing Steel F.O.B. jobsite.
- Includes Bar Supports per CRSI Manual of Standard Practice.
- Includes 387 SETS Lenton Formsaver Couplers.

**FORMSAVERS FOR FUTURE CONSTRUCTION -- DETAIL 0315-253**

**BASE MAT**
#10 FEMALE STRAIGHT X 6"-5" WITH COUPLER & FLANGE = 283 PCS
#10 FEMALE STRAIGHT X 8'-4" WITH COUPLER & FLANGE = 283 PCS

**WALLS**
#8 FEMALE STARIGHT X 4'-1" WITH COUPLER & FLANGE = 208 PCS- 20,231 LBS INCLUDED IN THE ESTIMATE WEIGHT

## Assumptions:

**NUCOR ASSUMPTION ADD:**

EXTEND AGS BASIN VERTICALS DOWN TO THE FDN MAT @ 4'-0" ON CENTER: **(ADD 2.81 TONS )**

DETAIL 0330-005 "WHERE THE DOWEL LENGTH INDICTAED ON THE DRAWINGS IS GREATER THAN REQUIRED LAP, WALL VERTICAL RENFORCING MAY BE EXTENDED DOWN TO THE TOP OF SLAB.

GC & THE IRONWOKERS WILL WANT THIS FOR SAFETY REASONS TO HOLD THE WALL MAT UP. ALL VERTICALS ARE #8@6" ON CENTER.

## Typical Exclusions:

Mesh or mesh supports, weldable reinforcing, dowel bar substitutes or formsavers, precast or prestressed items, smooth bars, Diamond dowels, spirals, MMFX, stainless steel, site work, miscellaneous site structures, eletrical duct banks or composite reinforcing UNO, detailing under supervision of a registered engineer, unloading and hoisting material, supports for bottom bars in foundations and S.O.G., caisson / piling reinforcing, construction joint dowels, additional reinforcing at any openings not shown on structural drawings, masonry reinforcing except dowels poured in concrete, BIM and 3D detailing, any items not shown and specifically called out on the design drawings. Any Standees under 12"s will be considered an accessory
shown and specifically called out on the design drawings.

## Job Specific Exclusions:

EXCLUDE ELECTRICAL DUCTBANKS -- DWG E00.044 (TYPICAL)
EXCLUDE GALVANIZED #4 BARS -- DWG S00.503 DETAIL 0315-201 (NONE INDICATED)

## Drawings:

**STRUCTURAL**
S00.001,002,501,502,503,504,505,506,507,508,509,510,511,512,513,514, S33.301,501,502, S34.201, S35.201,202,203,204,205,206,207,208,209,210,301, 302,501,502, S36.201,202,301, S90.201, S94.201,202,203- DATED JULY 2025 **ISSUED FOR CONSTRUCTION**

**Addenda**:ADDENDUM NO.1

**Specs:** SPEC SECTION 03300 CAST-IN-PLACE CONCRETE

## Pricing:

Payment Terms: Net 30 Days, subject to on-going review/approval.

For lump sum proposals, the above values given are an approximation based on plans and specifications as provided, and are not to be used to calculate a unit price.

NUCOR®
REBAR FABRICATION

| Project: | Date: |
|---|---|
| PJ132412A - M | 5/20/2026 |
| **Escalation Date:** | **Quote Valid Thru:** |
| 3/31/2027 | 5/27/2026 |

**Nucor Rebar Fabrication South LLC**
Frostproof - 863.608.5228
22 Nucor Drive
Frostproof, FL 33843

Attn: **Christian Schultz**
Company: PCL
Project Name: MANATEE COUNTY SERWRF
City, State: Bradenton, FL

Change order pricing will be at the current market price plus freight and, $100.00 per hour for additional detailing and / or estimating.

For unit price proposals, any weights shown are for information only and are not to be used for a lump sum price.
Redetailing / Estimating for change orders at $100.00 / hour plus applicable tax.

## Escalation:

Rebar prices are firm for material delivered by March 31, 2027. Beginning April 01, 2027 add $40.00 per ton for every three months for material delivered thereafter.

The price adjustment provided in this contract is independent of and provision in any State or Federal DOT program for steel escalation.
This proposal and any contract formed as a result of this proposal is not subject to any upward or downward price adjustment provided for by any State or Federal DOT provision for steel escalation unless otherwise stated herein.

## Freight:

A charge of $650.00 per load will apply after the first (75) loads.
Quote is based on full truck load quantities (36,000 lbs). All deliveries that fall short are subject to an additional freight charge.
Any deliveries requested outside delivery times (Monday-Friday 6am - 3pm), excluding holidays are subject to an additional charge.
All returned/cancelled deliveries are subject to a re-delivery fee to be determined at the time of re-shipment.
Trailers will not be dropped at jobsite unless agreed upon at time of sale.
Nucor Rebar Fabrication reserves the right to add a fuel surcharge during the length of the contract due to rises in fuel costs.
Deliveries: 2 hours waiting time with buyer to unload, additional detention time @ $200.00 per hour.
Trailers will not be dropped at jobsite unless previously agreed to by buyer and seller prior to entering into a contract.

## Conditions:

Prices are offered for acceptance within 7 days of the date noted above, after which this proposal is null and void.
Change Orders between buyer and seller will be resolved within 45 days, otherwise accepted as written.

NUCOR®
REBAR FABRICATION

| Project: | Date: |
|---|---|
| PJ132412A - M | 5/20/2026 |
| **Escalation Date:** | **Quote Valid Thru:** |
| 3/31/2027 | 5/27/2026 |

**Nucor Rebar Fabrication South LLC**
Frostproof - 863.608.5228
22 Nucor Drive
Frostproof, FL 33843

Attn: **Christian Schultz**
Company: PCL
Project Name: MANATEE COUNTY SERWRF
City, State: Bradenton, FL

## TERMS AND CONDITIONS OF SALE

**Terms of Sale:** Payment Terms – Subject to on-going credit approval: Net 30 days from date of invoice. Interest will be charged on all past due balances per the maximum rate allowed by law. Legal fees and costs will be paid as awarded to the prevailing party in the event of a legal dispute. Seller reserves the right to stop Work or demand security as required. Buyer agrees to pay Seller in accordance with the escalation policy as specifically identified in this proposal. "Work" is hereby defined as the performance of all work as listed above and included in any accepted Agreement, plus any changes, acceleration/out of sequence work, damages, escalation and costs incurred for the cause or benefit of Buyer or others.

**Acceptance:** Prices of individual bid items are subject to renegotiation if Buyer elects not to accept this complete proposal as presented. If Seller is requested to proceed with the work prior to the execution of a mutually agreed Contract, or if the work is completed prior thereto, the Terms and Conditions herein shall govern pending said Agreement. No assignment of this proposal shall be made without our prior written consent. We reserve the right to sublet portions of our Work.

**Schedule:** Seller's price is based upon detailing, fabrication, and placing on a normal 5-day, Monday to Friday, 40 hour work week, daylight hours unless explicitly noted on the face hereof. Performance will be based on bid documents as provided for tender and industry standards/CRSI. Schedule and schedule changes to be mutually agreed. Buyer to provide Seller (48) hours' notice of cancellation or modifications to schedule deliveries, Buyer agrees to provide adequate notice for workmen required at the jobsite and sufficient work for at least one full shift. Detailing submittals will be sequenced in a manner appropriate to the construction schedule.

**Back Charges/Shipping Discrepancies:** No charges for labor or materials furnished by the Buyer shall be allowed as a credit unless authorized in writing by Seller within ten (10) days of said occurrence. After a twenty four (24) hour period, all loads will be assumed to be verified.

**Safety:** Buyer will provide at no cost to Seller, general jobsite conditions conforming to OSHA standards and local governing authorities, including, but not limited to, adequate protection to ensure the safety of those working above reinforced steel as required, furnishing and installation of rebar safety caps or other OSHA compliant impalement hazard protection as required; Detection of/protection from underground and other utilities; Safe access, signage and other required warnings, flagging, barriers/barricades, general site and task lighting as required; Shoring, fall-protection anchorage points, walkways, approved scaffolding and staging in place as required, trenches, rails, snow and ice removal, all weather truck access; safe access to points of storage and work, etc. all as required.

**Insurance:** General Liability insurance will be provided solely for work performed by Seller and/or its engaged parties. Seller is not providing insurance for any liabilities that exceed Seller's responsibilities and/or liabilities. Additional insured Endorsements may limit liabilities to those assumed under the Agreement and exclude Professional Liabilities. XCU, subsidence, Professional Liability, Aircraft, Pollution Liability and mold coverage are excluded as not applicable to this trade. A broad coverage manuscript policy is provided in lieu of ISO descriptions and forms. Additional coverage or alternate requirements not set forth herein are subject to mutually agreement, availability, and any additional costs. Self-insured limits must be accepted as provided and any related security substitution requirements waived. Seller excludes Builders Risk Insurance and return receipt-requested notices for all certificates of insurance. Compliance requirements for any hired sub-contractors are subject to availability.

**Project/Owner Information:** Contractor agrees to provide Seller with any pertinent Project/Owner information, as reasonably requested.

## CONDITIONS OF SALES EXCLUDED

**"Pay if paid" or "Pay when paid"** conditions precedent for all properly completed work, including base scope of work, changes, acceleration/out of sequence work, damages, escalation and costs incurred for the cause or benefit of Buyer or others("Work"); Retention exceeding the rate withheld by Owner; Retention on F.O.B. items.
**Indemnification**, claim, and defense liabilities, responsibilities or damages exceeding any proportionate extent of cause by Seller's active negligence or willful misconduct.
**Minority**, DBE, DVBE, SBE, WBE and other special hiring status content, affiliation, or contribution to such requirements.
**Risk, liabilities** and responsibilities arising from existing conditions and preceding work exceeding visual inspection, including, but not limited to, field measurements, surveying, layout, forming and materials supplied by others; Costs arising from differing conditions and/or requirements from plans or drawings or bar lists provided for performance.

**Design engineering** and related Professional Liabilities and responsibilities; Costs and damages due to varying conditions and requirements.
**Waiving any rights** of dispute or redress; Costs/risks of claims against Owner for undisputed portions of our Work.
**Forms and information** requirements not mutually agreed; Unconditional forms of release in advance of receipt of funds; Releases that fail to exclude pending changes, unpaid balances, and retention as applicable; Releases for claims unrelated to payment for work performed; Non-conforming forms of waivers and releases within States that provide Statutory release language.

**Reports, waivers**, and other forms and contractual obligations related to bulk suppliers to our inventory stock who do not have lien rights.
**Warranties** exceeding Seller's scope of responsibilities or one (1) year; Guaranties of work performed by others; any forms of warranties, express or implied, of merchantability or fitness for purposes intended.

**Risks and responsibilities** for equipment and/or employees of Buyer or others providing services, or manning equipment used in connection with, but not within, Seller's scope of Work.

**Liquidated and delay damages** exceeding actual damages incurred, our scope of responsibility and/or our proportionate extent of cause, and for Force Majeure; Property damage, remedial work and/or replacement of Work and the work of others to the extent made necessary by others or Force Majeure.
**Increased labor and material** costs and/or damage in the event of project suspension or delay.
**General Liability** credits for any wrap-up insurance programs.
**Prime contract terms**, conditions, and scope in addition to, and/or in conflict with, a mutually agreed contract and Seller's scope of work and responsibilities as described herein.

Reports, submittals and data requirements not applicable to our trade, reasonably required or mutually agreed; Release of proprietary or other confidential information and records as governed by the U.S. Security and Exchange Commission rules for a publicly traded company.
**Any portion of fines or penalties** exceeding the extent of cause by Seller; Any increased, surcharged or escalated portion of fines incurred by Buyer.

ANY ATTACHMENTS HERETO, CONTAIN IMPORTANT TERMS AND CONDITIONS THAT ARE PART OF THE PROPOSAL AND OF ANY CONTRACT RESULTING THEREFROM. PLEASE READ ANY ATTACHMENTS HERETO.

The above Proposal is accepted
Customer: Christian Schultz
Company: PCL

BY: Nucor Rebar Fabrication South LLC
Salesperson: Mike Xeroteres
Email: Mike.Xeroteres@nucor.com
Cell: 863.608.5228

Signature _____ Signature _____

Print Name _____ Print Name _____

Date _____ Date _____

**ATLANTIC CONCRETE WASHOUT, INC. CUSTOMER PROFILE & pricing agreement,**
**wayneh@acwncw.com 352-345-9502,, wayne hutchins**

**Atlantic concrete washout southern.. 16877 E Colonial dr suite 410 Orlando fl**

## JOBSITE INFORMATION-☐Roadway ☐Residential ☐Commercial

| Job site name | JOB #:<br>PO #: | TODAY'S DATE |
|---|---|---|

| JOBSITE STREET ADDRESS | CITY | STATE | ZIP |
|---|---|---|---|

| JOBSITE CONTACT NAME/PHONE | JOBSITE CONTACT EMAIL |
|---|---|

## CUSTOMER INFORMATION

| LEGAL COMPANY NAME | | | |
|---|---|---|---|
| STREET ADDRESS | CITY | STATE | ZIP |
| **BILLING ADDRESS (IF DIFFERENT)** | CITY | STATE | ZIP |

| MAIN PHONE NUMBER | MAIN FAX NUMBER | FED TAX ID# |
|---|---|---|
| NAME OF PRIMARY BILLING CONTACT | BILLING EMAIL | BILLING CONTACT'S PHONE NUMBER |

ADDITIONAL BILLING EMAILS

## *Payment Information-Please see attached*

## PRICING INFORMATION

| **CONCRETE WASHOUT SERVICE** ☒ | **WASHOUT SERVICE** ☐ | **ADDITIONAL SERVICES/CHARGES** |
|---|---|---|
| BIN DROP or SWAP or PICKUP: (PER BIN PER SERVICE)<br>**$395.00** | | To avoid incurring a dead run or trash fee please make sure that the container is free of trash and other unauthorized materials and the path to the container is clear.<br><br>IF THERE IS TRASH IN YOUR CONTAINER AT THE TIME OF PICKUP YOU WILL BE CHARGED WITHOUT EXCEPTION. |
| BIN PUMPOUT – WATER<br>**395.00,,**<br>Free if on site | BIN PUMPOUT – SLURRY<br>:<br>*Slurry is any liquid material placed into washout container other than normal water. | TRASH OR OTHER UNAUTHORIZED MATERIALS IN CONTAINER:<br>**$395.00** |
| BIN RELOCATE: **395.00 NC if on site** | | DEAD RUN:<br>**$395.00** |
| BIN USAGE FEE: **$95.00** | | SAME DAY/NIGHTS/WEEKENDS/SOLID/OVERSIZED/OVERLOAD:<br>**$350.00** |
| BIN USAGE FEE PERIOD**: MONTHLY** | | ENVIRONMENTAL SERVICE FEE: **$25.00**per bin/service |
| MILES TO JOB SITE FROM NCW YARD:<br>**50m** | | **OVERLOADED/OVERSIZED/SOLID** |
| FUEL SURCHARGE: **14%** | | **CONTAINER OVERLOADED MORE THAN 1" OVER THE TOP EDGE OR EXCEEDS 30" IN ITS LARGEST DIMENSION**<br>**$350.00** |
| ADDITIONAL INSTRUCTIONS:<br>Stand By Time: Every 15 minutes our driver has to wait to perform service we will charge you **$50.00** | | **10 wheel roll off trucks are equipped to vacuum out 4" of standing water which is equivalent to 300 gallons. If there is more than 4" of standing water, a separate vacuum truck will need to be dispatched and an additional charge will be invoiced.** |

## GREEN BUILDING/LEED INFORMATION (ONLY REQUIRED FOR GREEN CERTIFIED DOCUMENTATION)

**IS THIS PROJECT A GREEN BUILDING/LEED PROJECT? YES ☐ (Please complete the info below) NO ☐**

**WEIGHT TICKET REQUIRED? YES___ (if yes, each weight ticket will be an additional $50.00) NO___**

| LEED AP OR AUTHORIZED REP | E-MAIL ADDRESS |
|---|---|
| PHONE NUMBER | FAX NUMBER |

## AUTHORIZED SIGNATURES

Conditions: **PLEASE READ ENTIRE AGREEMENT CAREFULLY Payment terms are Net 30 day upon credit approval. Balances carried past the due date or over established credit line will cause your account to be placed on hold and no service will be performed until account is brought up to date. The customer hereby agrees to pay all collection and legal fees if such action be necessary, as well as any Non-sufficient fund charges as allowed by law in the event of a returned check. By signing below I affirm that I have read these conditions and hereby agree to them.**

| ATLANTIC/NATIONAL CONCRETE WASHOUT SALESPERSON (PLEASE PRINT) | ATLANTIC/NATIONAL CONCRETE WASHOUT SALESPERSON (SIGNATURE) | DATE |
|---|---|---|
| Wayne Hutchins | KWH | |
| AUTHORIZED CUSTOMER (PLEASE PRINT) | AUTHORIZED SIGNATURE (SIGNATURE) | DATE |
| | | |

w

ATLANTIC CONCRETE WASHOUT, INC. NATIONAL CONCRETE WASHOUT

# NEW PAYMENT OPTIONS

4 payment options are available for your invoices for our company.

1. Make payment online when any invoice is sent to your email, by options given.

2. Pay by ACH using our bank account-Please email Donnag@acwncw.com for bank information, remittance information must be emailed to same email to apply payment correctly.

3. Set up E-check option which is a payment that will be withdrawn directly from your bank account, at your time frame, determined by an email by you, once you have reviewed your invoices. E-mail Donnag@acwncw.com for a one-time set up to keep your information secure.

4. Pay by check and mail to address on invoice.

All payments are Net 30-day terms.

# US AMERICAN CONCRETE

7000 NW 53 TERRACE
MIAMI, FL 33166
PHONE: (786)255-8624
WEBSITE: usamericanconcrete.com
EMAIL: pump@usamericanconcrete.com

# SERVICE PROPOSAL

Customer: PCL WIG
Attention: CHRISTIAN SCHULTZ
Address: 1 N. DALE MABRY
City: TAMPA State: FL Zip-Code: 33609
Phone: 813-493-7727 Email: ceschultz@pcl.com b.naramore@pcl.com

Date: 10-28-25 Quote Valid: 10-28-25
Jobsite Name: SEWRF CAPACITY IMPROVEMENTS PHASE B
Jobsite Address: 3331 LENA RD.
City: BRADENTON State: FL Zip-Code: 34211

| PUMP | $/HOUR | $/YARD | PUMP | $/HOUR | $/YARD |
|---|---|---|---|---|---|
| 2" Trailer Pump | $119.00/Hour | $3.99/Yard | | | |
| 3" Trailer Pump | $144.00/Hour | $4.25/Yard | 47 Meter (150') | $179.00/Hour | $2.99/Yard |
| 3"-5" HP Pump | $179.00/Hour | $4.29/Yard | 52 Meter (170') | $229.00/Hour | $3.29/Yard |
| 28-32 Meter (95'-105') | $129.00/Hour | $2.49/Yard | 58 Meter (190') | $269.00/Hour | $3.99/Yard |
| 34 Meter (115') | $135.00/Hour | $.2.59/Yard | 61 Meter (200') | $299.00/Hour | $4.29/Yard |
| 36 Meter (120') | $139.00/Hour | $2.69/Yard | 65 Meter (220') | $395.00/Hour | $6.00/Yard |
| 40 Meter (135') | $149.00/Hour | $2.89/Yard | 70 Meter (230') | $450.00/Hour | $6.50/Yard |
| | | | 75 Meter (245') | $500.00/Hour | $7.00/Yard |

**Notes:**

**PLACING BOOMS, REMARKS, DESCRIPTIONS, DIRECTIONS, MISCELLANEOUS**

1) 200' standard system with 2", All 3"-5" system billed at $3.00 per linear foot. (Additional labor required) 2"over 200' will be billed at $3.00 per linear foot
2) Primer Pack at $25.00 required for all pumps.
3) Helper priced at $75.00/Hour per man.
4) There will be an additional 12% Fuel Surcharge on the total invoice of all concrete pumps.
5) There is a 4-hour minimum, and 1-hour travel for all concrete pumps.
6) There is a $5,000.00 minimum charge for all 70-meter and 75-meter orders.
7) There will be an additional 20% charge on the total invoice of all concrete pumps for certified payroll jobs, CCIP and OCIP.
8) US American Concrete finishing square footage prices are based on 8-hour days per man. Overtime beyond 8 hours will be charged at the straight hourly overtime rate.
9) US American Concrete to finish one standard stair in square foot finishing pricing. All additional stairs and stairs not poured with slab to be billed separately, by the man.

**Payment Terms: Paid Upon receipt of Invoice.**

**This proposal includes the following conditions:**

a) Accepting a copy of this proposal without signing it and placing a future order constitutes acknowledgement and acceptance of all terms and pricing on the latest quotation.
b) Customer will designate an area for prime-out and clean-up of pumps. US American Concrete will not be responsible for clean-up as a result of failure to have such area designated or from concrete mixer driver overfilling pump hopper.
c) Customer is solely responsible for protecting/cleaning the jobsite surroundings in case of concrete splatter, over spray, and/or blown concrete hoses, etc. US American Concrete is not responsible for protecting/cleaning finished walls, decks, slabs below the ones being finished or any other exposed surfaces.
d) Protection of finished deck and stairs is the responsibility of the contractor.
e) Customer is solely responsible for ordering, bumping, halting delivery on the concrete to the job as well as late arrival of concrete, un-pumpable mix designs, and assumes all responsibility for addition of water while on the jobsite and respective concrete strength designs.
f) Contractor to provide protection on metal railings when pouring stairs.
g) Beams and upturn beam greater than 2' are considered vertical pours. Vibration in these areas is the responsibility of the contractor.
h) Rebar/electric chair or conduit spacing must be greater than 2" for proper vibration and penetration of aggregate.
i) Contractor to provide 2' walkway around perimeter of all working decks for proper edge/ depression finishes for access and safety.
j) Contractor to supply light for all early/late pours.
k) All Saturday, Sunday, or Holiday pours will be charged an additional $99.00 per hr.
l) Contractor to provide adequate access for the pump truck to the nearest point of placement. US American Concrete will not be responsible for damage to the property line inside the curb line.
m) All tows and parking to paid by customer due to improper jobsite pump access or terrain.
n) 2-hour notice of cancellation required for all orders. If timely notice is not given, 4-hour minimum will be charged, regardless of reason.
o) Contractors to have his authorized representative on deck throughout the pour. Contractor will also provide a man to back up the mixer truck to the hopper when necessary. Contractor to supply water, water hose, and a man on deck to wet deck ahead of pour.
p) The company is not responsible for weather damaged slab or damage to the slabs caused by others. US American Concrete will do its utmost to correct such problems. However, contractor agrees to pay prevailing hourly rate per man and supply all necessary approved materials or reimburse US American Concrete.
q) Contractor agrees that US American Concrete reserves the right to perform its own repair work and further agrees to give US American Concrete 72 hour notice to properly inspect and commence any repair. Any back charges for repairs performed by others will not be accepted unless prior written and time the notice is given. In any event, contractor agrees that back charges are not to exceed US American Concrete's finishing bill for that day.
r) US American Concrete is not responsible for layout field measurements supplied by others. Contractor's representative will schedule billing square footage 24 hours prior to the pour. However, if actual square footage is greater, contractor will be billed the difference and quality of work will not be guaranteed.
s) Contractor to provide hoisting of all equipment to and from all deck decks.
t) Contractor to provide fall protection and guard rails on all elevated pours. Contractor assumes all fines from failure to provide such.
u) The contractor agrees to follow all OSHA regulations pertaining to providing a safe work environment. Contractor agrees to pay all municipal and OSHA fines that may be incurred by US American Concrete as a result from the failure of contractor to provide this safe work environment.

# SERVICE PROPOSAL


**US AMERICAN CONCRETE**
7000 NW 53 TERRACE
MIAMI, FL 33166
PHONE: (786)255-8624
WEBSITE: usamericanconcrete.com
EMAIL: pump@usamericanconcrete.com


| **This quotation supersedes all prior agreements or understandings written or oral. The contractor whose name appears above accepts receipt of these prices and acknowledges acceptance of the conditions above. Accepting a copy of this proposal without signing it and placing a future order constitutes acknowledgement and acceptance of all terms and pricing on this quotation.** | |
|---|---|
| Contractor Name: | Prepared By: JOHN SMALLWOOD |
| Contractor Signature: | Prepared Date: 10-28-25 |
| Date: | |

V.01/19

Quote Number: **Q10038130-0**
Created On: 11/3/2025
Quote Expires On: 12/3/2025

**Project:** **Manatee Co. SEWRF Imp Ph B**
Project Address: ,

Estimated Start Date: 1/1/2026
Project End Date: 1/31/2027

Customer Service:
Sales Office Address: ,

**Account**: **PCL CONSTRUCTION INC**
Account Number: 18042
Contact: Bill Naramore
E-mail: wenaramore@pcl.com
Phone: 813-425-1459

## MATERIAL PRICING

| Item Code | Description | Quantity | Unit Price |
|---|---|---|---|
| **35CNX309** | **3500 PSI Regular - CMD3, add fiber CMD4**<br>*Escalator of $8.00 effective 4/1/2026 recurring every 6 months* | 250 CY | $160.00 |
| **35CNX309H** | **3500 PSI Regular w.hrwr - CMD3, add fiber CMD4**<br>*Escalator of $8.00 effective 4/1/2026 recurring every 6 months* | 1 CY | $164.00 |
| **30SNG515** | **3000 PSI Coarse Masonry Grout ASTM C476**<br>*Escalator of $8.00 effective 4/1/2026 recurring every 6 months* | 1 CY | $160.00 |
| **40SNX590** | **4000 PSI Small Rock Pump Mix - CMD1**<br>*Escalator of $8.00 effective 4/1/2026 recurring every 6 months* | 250 CY | $171.00 |
| **40SNX590H** | **4000 PSI Small Rock Pump Mix w.HRWR - CMD1**<br>*Escalator of $8.00 effective 4/1/2026 recurring every 6 months* | 1 CY | $175.00 |
| **45CNX653** | **4500 PSI Regular - CMD1 & CMD2**<br>*Escalator of $8.00 effective 4/1/2026 recurring every 6 months* | 1 CY | $173.00 |
| **45CNX653H** | **4500 PSI Regular w.hrwr - CMD1 & CMD2**<br>*Escalator of $8.00 effective 4/1/2026 recurring every 6 months* | 500 CY | $177.00 |
| **50SNX532** | **5000 PSI Small Rock pump Mix - CMD2**<br>*Escalator of $8.00 effective 4/1/2026 recurring every 6 months* | 1 CY | $177.00 |
| **50SNX532H** | **5000 PSI Small Rock Pump Mix w.hrwr - CMD2**<br>*Escalator of $8.00 effective 4/1/2026 recurring every 6 months* | 1 CY | $180.00 |
| **40GNG9** | **Pump Primer Grout**<br>*Escalator of $8.00 effective 4/1/2026 recurring every 6 months* | 1 CY | $250.00 |

## SUNDRIES AND SURCHARGES

| Item | Comments | Price | Unit |
|---|---|---|---|
| **ENVIRONMENTAL FEE PER CYD** | ENVIRONMENTAL FEE PER CYD | $1.50 | PCY |
| **FUEL FEE PER CYD** | FUEL FEE PER CY | $6.00 | PCY |
| **MIN LOAD NO CHARGE** | | $0.00 | CY |
| **MIN LOAD NO CHARGE** | | $0.00 | CY |
| **Additional Products & Services** | | | |
| **FIBER 1.5 LBS PER YARD** | | $10.50 | PCY |
| **PUMP PRIMER FEE** | | $250.00 | EA |
| **XYPEX C-500 NF RED WP** | | $75.00 | EA |
| **2.0 GAL ECLIPSE FLOOR 200 SRA GCP** | | $50.00 | PCY |
| **ICE LB** | | $1.25 | LBS |

| | |
|---|---|
| Quote Number: | **Q10038130-0** |
| Created On: | 11/3/2025 |
| Quote Expires On: | 12/3/2025 |

| | | | |
|---|---|---|---|
| **Concrete Testing Fee** | Concrete Testing Fee will be needed for if ASR or Shrinkage testing is required. | $1,500.00 | EA |

**Respectfully,**

**FL- Sarasota**

**Sales Rep:** # Ronald.Hurn
**Phone:**
**Email:** Ronald.Hurn@quikrete-readymix.com

**Customer Acceptance**

**Signed by:**

**Date:**

__*Taxable* __*Tax Exempt (Attach Certificate)*

Quote Number: **Q10038130-0**
Created On: 11/3/2025
Quote Expires On: 12/3/2025

## CLAUSES

In the event of material shortages from our supplier(s), to meet the demand of the project schedule, we are advising you in advance that a price adjustment may be required. You will be notified. Please make the necessary budget adjustments as we move forward with your project. Any questions related to this please contact your salesperson and we will be glad to discuss.

## Terms and Conditions

1. This quotation is void unless accepted within 30 days from the date hereof and unless continuous shipment is started within 30 days from date of order.
2. If during the life of a contract set forth by this proposal, the purchaser's financial responsibility or credit standing becomes impaired or his method of paying accounts become unsatisfactory to the seller, the seller reserves the right to require the purchaser to make payment in advance or give satisfactory security or guarantee that the invoices will be promptly paid when due and if the purchaser fails to do so, the seller reserves the right to cancel the contract.
3. The prices quoted herein will be increased to cover any municipal, county, state, or federal tax levied after the date of this quotation.
4. Ready-mix concrete is charged to the purchaser's account when loaded into the truck at the seller's plant and is not returnable for credit.
5. This quotation and the prices quoted herein shall be valid only as to concrete delivered for the performance of the original scope of work in the purchaser's contract to which this quotation pertains. As to any work added to the purchaser's contract, seller shall have the right to negotiate the price, and conditions thereof, or to cancel the contract as to such work.
6. Prices and quantities are based on the wet volume at the time of discharge from the delivery truck.
7. Prices quoted herein are for delivery between the hours of 8:00 a.m. and 6:00 p.m., Mondays through Fridays. Additional charges may be made for delivery during other than the hours noted above, or on Saturdays, Sundays and Legal Holidays. Prices for overtime or holiday deliveries will be quoted on request.
8. The purchaser agrees to give the seller reasonable notice of the time and rate of deliveries. All deliveries will be made on the best of the seller's ability and dispatch, but no claims will be allowed because of delay in delivery.
9. It is understood by purchaser that seller must purchase materials from sources which are occasionally limited, and the inability of seller to obtain such materials shall excuse seller's obligation to furnish any concrete committed hereunder which requires use of such materials.
10. The seller will not be liable for failure to make delivery when prevented by strikes, or any other labor trouble, accidents, or necessary repairs to machinery, fires, floods, or by acts of God, including but not limited to any causes beyond the seller's control.
11. The seller agrees to make delivery to the most accessible point over suitable roadways provided by the purchaser. The purchaser assumes all liability for damage to sidewalks, driveways, or other property, incurred as a result of deliveries beyond the curb line. Seller reserves the right to refuse to make delivery where such delivery may damage seller's truck.
12. An unload period of 5 minutes per cu. yd. will be allowed at the job site, based from the time the truck arrives at the job site. Trucks held in excess of the allowable unloading time may be billed to the purchaser.
13. Purchaser is allowed one piece load to complete a given pour; otherwise, charge will be made for trips of less than full loads.
14. Cement shall be Type 1L or Type I / II regular Portland cement, seller's option, unless specifically noted above. Variations from this type will be quoted on request.
15. Quikrete Construction Materials makes no warranty except that the concrete furnished will meet the strength requirements for the project as set forth in the contract documents. All other warranties whether express or implied are hereby rescinded. This express limited warranty may not be modified or expanded unless done so in writing and signed by an officer of the company, and no agent of the company has authority to modify this limited warranty by oral representation or otherwise.
16. PURCHASER'S REMEDY FOR ANY BREACH OF CONTRACT OR WARRANTY HEREUNDER SHALL BE LIMITED, at seller's option, to the furnishing and delivery of replacement concrete, or a refund of the contract price. Purchaser shall only be entitled to and seller shall only be liable for replacement or refund, as outlined above.
17. The brand of cement used will be seller's option.
18. The seller agrees to use admixtures in accordance with the manufacturer's recommendations or as amended by the architect's or engineer's specifications, but will not assume any responsibility or the effect of such admixtures on the concrete before or after delivery.
19. All concrete shall be batched, mixed and delivered in accordance with requirements of ASTM Specifications C - 94 for ready-mixed concrete. Cement and aggregates shall meet the requirements of the applicable ASTM and AASHTO standard or specifications.
20. The purchaser's use of the prices quoted hereby, or any later modifications thereto agreeable to both parties, in submitting any quotation or bid to others, shall constitute an acceptance of the offer made hereby, with all terms and conditions stated herein. To the extent any purchase order thereafter issued by purchaser is inconsistent herewith, this quotation shall govern the obligations of the parties.
21. The seller is not responsible for the slump, strength or quality of any concrete to which water or any other material had been added by the purchaser of his agent or at his request. The seller has no control over the placing or handling of concrete after unloading and will not be responsible for placement, finishing, initial and final curing, placement of joints at proper spacing, and any aesthetic concerns/issue's (such as cracks, discoloration, etc.) that may arise in the plastic and hardened state where the concrete has been used or is used.
22. Designs for ready-mixed concrete will be made to produce 27 cu. ft. yield per cu. yd. and the specified strength. The seller does not assume liability in connection with any design by other than the seller to produce 27 cu. ft. yield or specified strength.
23. Cost of testing is to the account of the purchaser.
24. Any stated or implied guarantee of concrete strength by the seller is contingent on all concrete testing work and subsequent evaluation of concrete test results being performed by the purchaser in full compliance with all provisions in the applicable ASTM, AASHTO and ACI standard or specification. No cost of any concrete testing is for the account of the seller except as may be required in referenced standards or specifications.
25. ARBITRATION AND CLASS ACTION WAIVER: In the event of any dispute, claim, question or disagreement ('Claims") arising from or relating to the transactions contemplated hereby, the parties agree to consult and negotiate with each other and attempt to reach a just and equitable solution reasonably acceptable to both parties. If the parties do not reach such a solution within a period of 60 days, then, upon written notice by either party to the other, all disputes, claims, questions or differences shall be finally settled by arbitration administered by the American Arbitration Association in accordance with the provisions of its Construction Industry Arbitration Rules. Such arbitration shall proceed solely on an individual basis without the right for any Claim to be arbitrated on a class action basis or in a purported representative capacity on behalf of others. The arbitrator's authority to resolve and make written awards is limited to Claims between the parties alone. Claims may not be joined or consolidated unless agreed to in writing by all parties. No arbitration award or decision will have any preclusive effect as to issues or claims in any dispute with anyone who is not a named party to the arbitration. Notwithstanding any other provision in these Terms and Conditions, and without waiving either party's right of appeal, if any portion of this 'Arbitration and Class Action Waiver" provision is deemed invalid or unenforceable, then the entire provision (other than this sentence) shall not apply.
26. Except to the extent required by applicable law or regulation, purchaser agrees to keep this quote and the price quoted herein confidential and shall not publish, make available or otherwise disclose this quotation or the price quoted herein to any third party except in connection with the sale or prospective sale of purchaser’s goods, materials or services.

# PROPOSAL

American Blue Star Reinforcing
17633 Gunn Hwy #170
Odessa, Fl. 33556
Phone: (813) 733-1987

Date: 11/10/2025
Contact: Doug Jordan
Cell: (813) 733-1987
djordan@absreinforcing.com

Proposal: DJ401-25FL R

To: PCL Construction Inc.
Address:

Project:

Lake Manatee WTP Phase B

Attention: Bill Naramore
Phone: 813-425-1459
Email: WENaramore@pcl.com

# SCOPE OF WORK

This Agreement is between American Blue Star Reinforcing (hereinafter called "Subcontractor") and PCL (hereinafter called "Contractor") and is subject to the terms and conditions as follows:

Furnish Labor to install reinforcing steel for the above-referenced project, all in accordance with the Structural drawings and specifications from the Following: Bid Submittal set of plans Dated APRIL 2023

The Contractor agrees, in consideration of the performance of this agreement by the Subcontractor, to pay, or to cause to be paid to the Subcontractor, sums of money computed as follows:

| | |
|---|---|
| **Unit Price Install Reinforcing.** | 555 / Ton |
| **Unit Price Install Reinforcing Pipe Encasement** | 1200 / Ton |
| **Unit Price Supply Reinforcing** | 1338 / Ton |

*Taxes not Included*

*Prices are based on shipments starting April 1 2026, Prcies maybe subject to increase thereafter.Any increases will be based on and equal to the amount of the mill increases.*

Unless agreed otherwise, it is understood that the work will be performed during a **40** hour work week (i.e., Monday through Friday - 8 hour day). If additional time or premium time or an acceleration is required to complete the work, through no fault of Blue Star, Than contractor is responsible to pay all premium at an additional rate of **$75** per hour

Proposal is only valid for 15 days from the date of the proposal. After this date the proposal will be subject to reconfirmation by the seller and repricing based on market conditions.
If ABSR recieves LOI from PCL than ABSR reserves the right to review all aspects of project scope, schedule, constructability, ect. with PCL before official acceptance of such LOI.
*ABSR = American Blue Star Reinforcing*

**ABSR Condsiderations:**

1) Project wage rates are not based on Local Davis Bacon
   If it is determined that a prevailing wage is other than above mentioned, than ABSR reserve the right to be compensated for the diffrence of the prevailing & bid wage if needed.
2) No badging or permit fees.
3) ABSR to be given access to Suppliers shipping and release log as well as submittals status.
4) ABSR to be paid its monthly progress billing in full 30 days from Invoice date
5) ABSR to be paid its final contract and retention (If Held) in full after 30 days upon the final Invoice date.
6) Retention to be 5%
7) Pour breaks and sequence to be mutualy agreed upon.

**Specific Exclusions**

1) Augercast Piles
2) Site Walls or Site work
3) Generator Pads
4) Crane Pad and Tie Backs
5) Sidewalk and electrical duct Encasements
6) Drainage Structures
7) PARKING
9) Male Formsavers

All other Exclusions see on page 5.

1 hour unloading time allowed per delivery, additional time will be charged at $150 per hour for each hour or portion thereof.

Rebar & PT Contract/Estimated quantities to be forwarded to Subcontractor before mobilization.
ABSR to be paid its contract in full every 30 days upon the final inspection and approval.
Contractor will provide grades, lines, and rigid templates.

# CONDITIONS OF AGREEMENT

1. Contractor agrees to give Subcontractor 24-hours notice for workmen at job site and schedule work for a full day.

2 Contractor agrees that all forms and templates will be in place before installation, except those forms or other materials that will hinder the installation.

3 Contractor agrees to establish all levels and datum lines, elevations, openings, and dowel outs.

4 Contractor will provide clear access roads and ramps for unloading of trailer/truck deliveries to within 50 feet of point of installation, and reasonable storage areas.

5 Contractor will provide grades, lines, and rigid templates.

6 Contractor will provide sanitary facilities.

7 Contractor will provide reasonable working areas, with proper scaffolding in place, where applicable.

8 Hoisting: the general contractor shall provide, at no cost to the Subcontractor, properly manned hoisting facilities for the hoisting or lowering of men, materials and equipment, including but not limited to, that hoisting or lowering required for unloading, distribution, and placement of pre-assembled units.

9 Contractor agrees to provide copies of all contract documents in quantities as reasonably requested by the Subcontractor at no cost to the Subcontractor.

10 Contractor agrees to provide copies of all shop drawings, bar lists, and receiving tickets for all materials necessary in the pursuit of this Subcontract in quantities as requested by the Subcontractor at no cost to the Subcontractor. Contractor shall allow Subcontractor rights to work with steel supplier directly, and agrees to do so by acceptance of this Proposal.

11 Working schedules to be made by mutual agreement of the Contractor and Subcontractor to conform to Contractor's master schedule. In event duration times are provided by Subcontractor, it is agreed that time starts only when work areas are provided ready to receive installation in all respects, in accordance with OSHA and State safety regulations.

12 Reinforcing steel will be bundled and tagged for each pour. Any and all revisions to be described, in writing by the Architect/Engineer.

## ***EXCLUDED BY SUBCONTRACTOR AND FURNISHED BY GENERAL CONTRACTOR***

1. Cost of inspection, testing, permits and/or fees.
2. Cost of performance and/or other bonds, all penalties, or liquidated damages.
3. Inserts, sleeves, smooth dowels, or threaded reinforcing steel or rods.
4. Cleaning, cutting, straightening or rework of existing reinforcing steel.
5. cutting, drilling, grouting, dry-packing, epoxying of reinforcing steel.
6. Burning of structural steel to pass reinforcing steel.
7. Liability against loss of reinfrocing steel due to strikes, accidents, water, flood or other acts of God, and the repair or replacement of same.
8. Protection, painting, greasing or wrapping of reinforcing steel or smooth dowels.
9. Fabricated reinforcing steel, or other permanent materials.
10. OSHA requirements for exposed reinforcing steel ends.
11. All welding and mesh wrapping.
12. Field bending of any reinforcing steel.
13. Blocking, chairing and/or pulling of wire mesh.
14. Hoisting or lowering of men and materials, including pre-fabricated units.
15. Support steel and concrete accessories for reinforing steel.
16. support steel and accessories for post-tensioning manterials.
17. Any applicable sales or use taxes.
18. All splicing devices.
19. Firm, level, sub-grade at elevation shown on drawings.
20. All dead men and cables for guying if required.
21. Separate pour watchman, or safety, quality, or traffic control personnel or the added cost of composite crew clean-up peronnel.
22. Disposal or removal of trash, debris, etc.
23. Installation of masonry steel above dowels.
24. Moving or double-handling reinforcing steel from lay-down yard.
25. Protective covering of stored steel, if applicable.
26. Removal, grinding and/or patching of staples, nails, bolts or any other device used for the placement of concrete reinforcement accessories.
27. Generally, all mechanical couplers and mesh are excluded unless a price is specifically addressed for those items.
28. Beam bolsters to run longitudinally with beam bottoms.
29. Site-Specific safety tools, clothing and/or orientations to be provided or paid for by the General Contractor.

# ***EXECUTION***

NOW, THEREFORE, the Contractor accepts the above Subcontract Proposal and the Subcontractor agrees to perform the work comprehended hereunder, and the Contractor agrees to and accepts all stipulations, conditions and exclusions set set forth in the preceding.

IN WITNESS WHEREOF, both parties have executed this Agreement in the day and year as written.

| CONTRACTOR: | | SUBCONTRACTOR: | |
|---|---|---|---|
| By: | | By: | Doug Jordan |
| Title: | | Title: | Project Manager |
| Date: | | Ph: | 813-733-1987 |
| | | Date: | |

# D. T. READ STEEL CO., INC.

100 Opportunity Drive South Mills, NC 27976 Phone: (757)487-2047 Fax: (757)487-0768


**NCDOT Highway Contractor # 70211**
**DBE Certified FDOT (Florida)**
**NAICS CODE: 237310**
**EMR .71**

November 11, 2025

RE: Manatee County SEWRF - Phase B - Capacity Improvements
Brandenton, Florida

# QUOTE

D. T. Read Steel proposes to place reinforcing steel for **$841.00 per ton.**
Tie wire (black annealed wire only) for an additional **$40.00** to the unit price.
One (1) Mobilization **$3,000.00**
**.71 current MOD rate**

# SCOPE

If the **FL05** dated **01/03/25** wage determination for reinforcing ironworker is **$34.39**, the price quoted is valid; if the wage scale is different our quote is subject to change. All reinforcing steel is to be furnished, fabricated with accessories; approved shop drawings, are to be furnished by others. Full crane service, when needed, will be furnished by your company without charge to us. The rebar needs to be offloaded by others next to the intended work area, within cranes reach of the installation work area; once unloaded we will only handle the rebar one time in the act of installation or pre-fabrication. All prefabricated rebar must be prefabricated within the cranes reach of its installed location. We must have a dedicated crane when needed. If applicable, we must have a picking beam for our use, to set our prefabricated walls, etc. without charge to us. If applicable, any vertical rebar must rest on top of the finish concrete below. Any openings that the rebar is not fabricated for shall be cut or moved by others.

Your company must provide dowel templates, grade lines, and pour layout necessary to place the reinforcing steel; also, you must provide type 25 standees and slab bolsters for slab rebar mats and beams. We will need templates provided by your company for any dowels projecting out of any concrete. The rebar will be placed before any possible obstructions, forms, steel beams, anchor bolts, etc.; meaning the rebar installed will not be pulled, threaded, dragged, etc. under any obstructions. If it is practical and more efficient to prefabricate the rebar mats, beams, etc., we will need crane service to set the prefabricated items. If necessary, we may need holding rebar, brace rebar, positioning rebar, etc. and this is to be paid to us as an extra to contract at our unit rate. Any trenches, sump pits, depressed slabs, elevation changes at any location in the slabs, clearly need to be marked by others prior to placing rebar. The rebar lay-down area shall be within a crane's reach of the rebar located in that specific pour.

# D. T. READ STEEL CO., INC.

100 Opportunity Drive South Mills, NC 27976 Phone: (757)487-2047 Fax: (757)487-0768


Manatee County SEWRF - Phase B - Capacity Improvements
Brandenton, Florida

Standard typical exclusions are placing precast rebar, placing duct-bank/pipe encasement rebar, field bending rebar, testing rebar, welding, welded rebar splices, burning, cutting rebar, placing CMU masonry rebar, placing CMU masonry lintel bond beams, placing CMU masonry tie beams, making templates for dowels, placing mechanical couplers, placing smooth dowels, placing wire mesh, making supports for top mat rebar, placing pile dowels, drilling, epoxying dowels, grouting dowels, placing pile plug rebar, placing pile connection rebar, placing wall coping cap rebar, welding pile dowels, staging, scaffolding and cleaning rebar are to be done by others. If any wire mesh affiliated rebar is located within any pour areas where the wire mesh is not installed by us, others shall install any wire mesh affiliated rebar within that pour such as CMU dowels, thicken slab rebar, turn down slab rebar, opening rebar, reentrant rebar, added rebar, curb dowel rebar, etc. Any sleeves, dowel sleeves, covering rebar, placing weldable rebar, placing smooth dowels, placing stair nose rebar shall be done by others. Any men supplied for concrete pour watch shall be supplied at our hourly basis, premium time not included.

This proposal is based on a standard eight-(8) hour workday or forty-(40) hour workweek, weather permitting. D. T. Read Steel Co., Inc. will not be responsible for any overtime cost, if any overtime occurs your company shall pay for the premium. Also, we are not held liable for delays of any nature, unless due to our negligence. We include insurance, labor, chokers, and trade tools for our portion of the work. We are to be paid for any items prefabricated and stockpiled. If the rebar needs to be stockpiled on site at a specific elevation your company shall supply the necessary material and means to stockpile rebar. Dunnage supplied by you at no charge to us. If applicable, others shall cover every truck load of rebar delivered to the jobsite. Any covering of any exposed rebar that has been installed shall be covered by others. Making the rebar safe to work around, such as rebar caps, etc., shall be done by others. Any static lines, handrails, scaffolding, etc., will be in place by others before our workers enter the work area. All static lines, handrails, scaffolding etc., shall be OSHA/Job site approved. In addition, restroom facilities are to be supplied by your company.

We will cover the cost of 1 hour of job orientation. Any other job orientation, training, requirements, COVID training, vaccine testing, vaccine information training, etc. shall be paid by others at our hourly rates. Any confined space, hazmat training, or any training needed to work on this project shall be paid for by others. Also, any associated cost incurred for base access, badging or background checks shall be paid by others at our hourly rates.

We must have a copy of every rebar shipping ticket sent to us. We will bill per amount delivered as stated on the shipping tickets not the plan quantities. Any retainage withheld is to be paid within thirty (30) days after our portion of the work is completed, not after the Contractor's portion is complete. This sentence is to be included in the subcontract **(Any work-related discrepancies shall be clarified by the work scope stated in DTRSC's proposal dated 11/11/25)**.

Our hourly rate is **$75.00** per man, **$85.00** per foreman and **$95.00** per superintendent per hour. Our payment Terms = Net 30 Days and Net 15 Days for T&M or Changer Order work.

# D. T. READ STEEL CO., INC.

100 Opportunity Drive South Mills, NC 27976 Phone: (757)487-2047 Fax: (757)487-0768


Manatee County SEWRF - Phase B - Capacity Improvements
Brandenton, Florida

This proposal is valid for 30 days and is subject to the attached terms and conditions. If a Bond is needed for this contract, one can be provided for the installation portion of our contract, at the expense of the General contractor as follows and any surcharges; the bond rate will be **2.5%**. The bond rate will need to be issued as Change Order #1. Also, the total (premium) bond rate is based on the final contract value.

GOD Bless,
D. T. Read Steel Co., Inc.

_____
Donnie Read, President

J P Specialties, Inc.
P O Box 1507
Lake Elsinore, CA 92531

Quote

Invoice #: 00027903

Bill To:

PCL Civil Constructors
C/O Southern Avenue Sewer Project
7317 W Southern Avenue
Laveen, AZ 85043
USA

Ship To:

PCL Civil Constructors, Inc.
1 N. Dale Mabry Highway, Suite 300
Tampa, FL 33609
Christian - (918) 892-4110

| SALESPERSON | YOUR NO. | SHIP VIA | COL | PPD | SHIP DATE | TERMS | DATE | PG. |
|---|---|---|---|---|---|---|---|---|
| Ward, Nathaniel P | QUOTE | Prepaid | | | 12/4/2025 | 1% 10 Net 30 | 11/20/2025 | 1 |

| QTY. | ITEM NO. | DESCRIPTION | PRICE | UNIT | DISC % | EXTENDED | TX. |
|---|---|---|---|---|---|---|---|
| | | **Manatee County SEWRF – Phase B – Capacity Improvements in Bradenton, FL**<br><br>**Current Lead Time is (2) Weeks + Transit ARO**<br><br>*****Freight Becomes Prepaid at Order Subtotal of $19,000.00+**<br><br>**6" & 9" PVC WATER STOP** | | | | | |
| 3,400 | PVC638 | 6" x 3/8" x 50' Earth Shield PVC ribbed centerbulb waterstop. ***HS Tariff 3916.20.00 | $3.53 | lft | | $12,002.00 | |
| 250 | PVC938 | 9" x 3/8" x 50' Earth Shield PVC ribbed centerbulb waterstop. ***HS Tariff 3916.20.00 | $6.44 | lft | | $1,610.00 | |
| | | **CH2M Hill Waterstop Protector** | | | | | |
| 52 | 2055CH2M | CH2M Hill (Special) Stainless Steel Waterstop Protector 4-1/2" 12 gauge 304 S/S (4 lft sections) Per Specification *** This is a custom bend-to-order part. | $45.00 | lft | | $2,340.00 | |

Due to product liability all Earth Shield¨ Waterstop sales are final.

| | |
|---|---|
| Sale Amt.: | |
| Freight: | |
| Sales Tax: | |
| Total Amt.: | |
| Paid Today: | |
| Balance Due: | |

J P Specialties, Inc.
P O Box 1507
Lake Elsinore, CA 92531

Quote

Invoice #: 00027903

Bill To:

PCL Civil Constructors
C/O Southern Avenue Sewer Project
7317 W Southern Avenue
Laveen, AZ 85043
USA

Ship To:

PCL Civil Constructors, Inc.
1 N. Dale Mabry Highway, Suite 300
Tampa, FL 33609
Christian - (918) 892-4110

| SALESPERSON | YOUR NO. | SHIP VIA | COL | PPD | SHIP DATE | TERMS | DATE | PG. |
|---|---|---|---|---|---|---|---|---|
| Ward, Nathaniel P | QUOTE | Prepaid | | | 12/4/2025 | 1% 10 Net 30 | 11/20/2025 | 2 |

| QTY. | ITEM NO. | DESCRIPTION | PRICE | UNIT | DISC % | EXTENDED | TX. |
|---|---|---|---|---|---|---|---|
| | | ***HS Tariff 7308.90.90.99 | | | | | |
| 2 | NB190A | **Hydrophilic Swelling Waterstop** (200 lft [60.97 M] [8 rolls] per box) Type NB190 Profile A is a flexible, coiled strip of modified hydrophilic chloroprene rubber that swells upon contact with water to form a long lasting compression seal for concrete construction joints. 10mm x 20mm x 60.97 meters [200 lft]. | $857.14 | box | | $1,714.28 | |
| | | ***HS Tariff 2715.00.0000 | | | | | |
| 8 | NBPASTESAUS | Type NB190¨ Hydrophilic Waterstop Paste is a single-component, moisture activated hydrophilic, elastomeric sealant for use as a waterstop in new construction and repair applications. 1/4" bead yields 50 feet per 20-ounce sausage tube. | $75.12 | each | | $600.96 | |
| | | ***HS Tariff 3909.50.1000 | | | | | |
| | | **Tools / Accessories** | | | | | |
| 1 | NBGUN | Caulking Gun for Sausage | $90.00 | each | | $90.00 | |

Due to product liability all Earth Shield¨ Waterstop sales are final.

| | |
|---|---|
| Sale Amt.: | |
| Freight: | |
| Sales Tax: | |
| Total Amt.: | |
| Paid Today: | |
| Balance Due: | |

J P Specialties, Inc.
P O Box 1507
Lake Elsinore, CA 92531

Quote

Invoice #: 00027903

Bill To:

PCL Civil Constructors
C/O Southern Avenue Sewer Project
7317 W Southern Avenue
Laveen, AZ 85043
USA

Ship To:

PCL Civil Constructors, Inc.
1 N. Dale Mabry Highway, Suite 300
Tampa, FL 33609
Christian - (918) 892-4110

| SALESPERSON | YOUR NO. | SHIP VIA | COL | PPD | SHIP DATE | TERMS | DATE | PG. |
|---|---|---|---|---|---|---|---|---|
| Ward, Nathaniel P | QUOTE | Prepaid | | | 12/4/2025 | 1% 10 Net 30 | 11/20/2025 | 3 |

| QTY. | ITEM NO. | DESCRIPTION | PRICE | UNIT | DISC % | EXTENDED | TX. |
|---|---|---|---|---|---|---|---|
| 1 | 12414 | Tubes<br>JP414 Series 2 (3/4" x 4.5" x 14") large waterstop splicing iron. Includes: Peel-and-stick Teflon cover, aircraft-grade 6061 aluminum casing, built-in thermometer, oil-resistant outdoor-use power cord, ergonomic grip, and high-temperature (1000 watts) sealed cartridge heaters. (115 volt.)<br>***HS Tariff 8515.19.0000 | $436.97 | each | | $436.97 | |
| 1 | 12418 | Die-cut to fit JP414 Series 2. Peel & Stick Teflon Covers provide a non-stick surface for JP Waterstop Splicing Irons.<br>***HS Tariff 7019.40.0000 | $20.24 | each | | $20.24 | |
| 1 | 12010 | ST-10 Series 2 Waterstop Splicing Table is an easy-to-use tool designed to mechanically weld thermoplastic waterstops (adjusts up to 12" wide). Saves time and money, while providing high-quality mechanical field welds. (includes instruction manual, shims, & tool kit.) (no welding iron included).HS Tariff | $2,500.61 | each | | $2,500.61 | |

Due to product liability all Earth Shield¨ Waterstop sales are final.

| | |
|---|---|
| Sale Amt.: | |
| Freight: | |
| Sales Tax: | |
| Total Amt.: | |
| Paid Today: | |
| Balance Due: | |

J P Specialties, Inc.
P O Box 1507
Lake Elsinore, CA 92531

Quote

Invoice #: 00027903

Bill To:

PCL Civil Constructors
C/O Southern Avenue Sewer Project
7317 W Southern Avenue
Laveen, AZ 85043
USA

Ship To:

PCL Civil Constructors, Inc.
1 N. Dale Mabry Highway, Suite 300
Tampa, FL 33609
Christian - (918) 892-4110

| SALESPERSON | YOUR NO. | SHIP VIA | COL | PPD | SHIP DATE | TERMS | DATE | PG. |
|---|---|---|---|---|---|---|---|---|
| Ward, Nathaniel P | QUOTE | Prepaid | | | 12/4/2025 | 1% 10 Net 30 | 11/20/2025 | 4 |

| QTY. | ITEM NO. | DESCRIPTION | PRICE | UNIT | DISC % | EXTENDED | TX. |
|---|---|---|---|---|---|---|---|
| | | 8465.92.0045 | | | | | |

Due to product liability all Earth Shield¨ Waterstop sales are final.

| | |
|---|---|
| Sale Amt.: | $21,315.06 |
| Freight: | $0.00 |
| Sales Tax: | $0.00 |
| Total Amt.: | $21,315.06 |
| Paid Today: | $0.00 |
| Balance Due: | $21,315.06 |

PEAK TO PEAK ENGINEERED RAILINGS
2828 NW Button Road | Topeka, KS 66618
Phone: 720.508.3819 | Fax: 720.409.3843
www.PeakToPeakRailings.com

*Bid Estimate #* *260519SQ*

***Bid Date:*** *5/22/2026*

*Addendum 1-2 Reviewed*

| | |
|---|---|
| ***Project:*** | SERWRF Capacity Improvments - Phase B |
| ***Location:*** | Manatee County, FL |
| ***To:*** | GC |
| ***Engineer:*** | Jacobs |

| | | | | | | |
|---|---|---|---|---|---|---|
| ***Aluminum Mech. Sub Assembled*** | 1,912 LF. | @ | $43.14 | *Avg. per Ft.* | = | $82,484.00 |
| ***Aluminum Mech. Assembled*** | 1,912 LF. | @ | $48.63 | *Avg. per Ft.* | = | $92,981.00 |

***Description:*** Peak to Peak Engineered Railings Standard Tang Expansion System. 2-Line Level Guadrail with Toeboard, and 2-Line Rake Guardail with 1-1/2" Grabrail.

***Calculations:*** Excluded from the above base bid are Stamped Calculations by an Engineer Registered in the state of Florida

***Materials:*** 1-1/2” Sch. 40 rail and post with post stiffener. Alloy 6005A-T61

***Mounts:*** Peak to Peak Standard Top Mount and Side Mount Bases

***Finish:*** Architectural Class 1 Clear Anodized, .7 Mil. (M10-C22-A41)

*****Base Bid includes hardware, if AIS Buy American Hardware is required please add.***** **$2,030.00**

***Fasteners:*** Are not AIS compliant unless noted otherwise.

| | |
|---|---|
| 1/2"- X 2" 316 S.S. | Machine Bolts |
| 1/2" X 7" 316 S.S. | HIT-RE 500-V3 Epoxy Anchors |

***Submittals:*** Drawings are subject to work load at time of purchase order.

***Production:*** Subject to work load at time of received approvals.

***Exclusions:*** *Taxes, Installation, Field Dimensions, Liquidated Damages, Post Collars, Embed Cans, Grout, Lacquer, Ladder Returns, Beveled Washers, Wedge Anchors, Expansion Anchors, Internally Threaded Tubular Rivets, Lynch Pins and Lanyards, Unloading of Truck, Temporary Rail Charges, Retention, Brushed Finish, Plastic Shrink Wrap, Mitered Corners, Safety Climb Devices for Ladders, Misc. Ferrous Metals, Stainless Steel Mounting Brackets.* ***Exclude 6063, 6061 and 6105 Alloys. Weep holes Not Required for Mechanical Railing, Exclude Bituminous Paint, Quoting Neoprene Gaskets.*** *Toe Board and Cantilever Rail Ships Loose in Full Length for Field Attachment. Curved Railing Ships Sub- Assembled. Bends Will be 3" CLR. 1.5" Deflection Excluded.* ***Exclude Welded Rail. Exclude Plastic Cement Filler for Recessed Holes. Exclude Generator Platform Railing.***

***Terms:*** Net 30 Days, No Retention

***Quote:*** **Quotation is valid for 14 days past date above. Contact estimator if beyond that date. *Due to the unstable aluminum market: material pricing is subject to be revised for an adder or deduct if project is not shipping within 90 days of purchase order, in the event that the buyer has delayed shipment. Project must ship within 10 days of scheduled complete date to avoid storage fees.**

***Freight:*** Quote includes freight allowance based on how the rail is purchased.

Assembled 1 shipments Sub Assembled 1 shipments *Additional shipment quotes upon request.

*Peak to Peak Engineered Railings, LLC*
*Shane Quinlan*
*squinlan@peaktopeakrailings.com*
720-508-3819

*Accepted* _____

*Date* _____

PEAK TO PEAK ENGINEERED RAILINGS
3000 YOUNGFIELD ST. SUITE 275 WHEAT RIDGE, CO 80215
720.508.3819 fax 720.409.3843 www.peaktopeakrailings.com

**Project:** SERWRF Capacity Improvments - Phase B
**Location:** Manatee County, FL
**Bid Estimate #** 260519SQ **Date** 5/22/26

**SHEET 1 OF 1**

| SCHEDULE OF QUANTITES: | DWG. # | Toe Bd. Footage | Level Footage | Rake Footage | 1-Line Wall Mt. | Chain Footage | Curved Footage | Total Footage |
|---|---|---|---|---|---|---|---|---|
| AGS Basin | S35.206 | 1,777 LF | 1,777 LF | 135 LF | 0 LF | 0 LF | 0 LF | 1,912 LF |
| | | LF | LF | LF | LF | LF | LF | LF |
| | | LF | LF | LF | LF | LF | LF | LF |
| | | LF | LF | LF | LF | LF | LF | LF |
| | | LF | LF | LF | LF | LF | LF | LF |
| | | LF | LF | LF | LF | LF | LF | LF |
| | | LF | LF | LF | LF | LF | LF | LF |
| | | LF | LF | LF | LF | LF | LF | LF |
| | | LF | LF | LF | LF | LF | LF | LF |
| | | LF | LF | LF | LF | LF | LF | LF |
| | | LF | LF | LF | LF | LF | LF | LF |
| | | LF | LF | LF | LF | LF | LF | LF |
| | | LF | LF | LF | LF | LF | LF | LF |
| | | LF | LF | LF | LF | LF | LF | LF |
| | | LF | LF | LF | LF | LF | LF | LF |
| BASE BID TOTALS | | 1,777 LF | 1,777 LF | 135 LF | 0 LF | 0 LF | 0 LF | 1,912 LF |

PEAK TO PEAK ENGINEERED RAILINGS
3000 YOUNGFIELD ST. SUITE 275 WHEAT RIDGE, CO 80215
720.508.3819 fax 720.409.3843 www.peaktopeakrailings.com

**SERWRF Capacity Improvments - Phase B**
**Manatee County, FL**

**Bid Estimate #**
**SHEET 2 OF 2**

| ADD ALTERNATES STRUCTURES | DWG. # | Toe Bd. Footage | Level Footage | Rake Footage | 1-Line Wall Mt. | Chain Footage | Curved Footage | Total Footage |
|---|---|---|---|---|---|---|---|---|
| | | LF | LF | LF | LF | LF | LF | **0** LF |
| | | LF | LF | LF | LF | LF | LF | LF |
| | | LF | LF | LF | LF | LF | LF | LF |
| | | LF | LF | LF | LF | LF | LF | LF |
| | | LF | LF | LF | LF | LF | LF | LF |
| | | LF | LF | LF | LF | LF | LF | LF |
| | | LF | LF | LF | LF | LF | LF | LF |
| | | LF | LF | LF | LF | LF | LF | LF |
| | | LF | LF | LF | LF | LF | LF | LF |
| | | LF | LF | LF | LF | LF | LF | LF |
| **ALTERNATES TOTAL** | | **0** LF | **0** LF | **0** LF | **0** LF | **0** LF | **0** LF | **0** LF |

10706 N 46th Street
Tampa, FL 33617
Phone: 813-558-8700

# *Quotation*

**Quote To:** PCL CONSTRUCTION, INC
PCL Construction, Inc 7500 26th Avenue N
St Petersburg, FL 33710
United States

| | | | | | |
|---|---|---|---|---|---|
| **Quote Number:** | 26266 | | | **Contact:** | Christian Schultz |
| **Quote Date:** | 05/21/2026 | **Expires:** | 06/20/2026 | **Inquiry:** | Manatee SERWRF |
| **Customer:** | PCL CONST | | | **Terms:** | Net 30 |
| **Salesman:** | Matthew Pleus | | | **Phone:** | 813-453-8086 |
| **Ship Via:** | Bestway | | | **FAX:** | |
| **FOB:** | Tampa | | | | |

| Item | Part Number / Description | Revision | Quantity | Price |
|---|---|---|---|---|
| 1 | PID<br>PROJECT ID<br>PROJECT NAME: Manatee County SERWRF Capacity Improvements<br>SCOPE: Div 5<br>DRAWING SET TIME STAMP: 7/22/2025 @ 13:04<br>LOCATION: Manatee Co, FL | | 1 | $0.00 /EA |
| 100 | ***AGS BASIN ***<br>***AGS BASIN *** | | 1 | $0.00 /EA |
| 110 | 26266-110<br>DWG S35.209/S35.204 South Aluminum Stair, 3 landings, ( 42 ) treads, OSHA approved railing both sides. | | 1 | $49,687.93 /EA |
| 200 | 26266-120<br>DWG S35.210/S35.205 East Aluminum Stair, 3 landings, ( 42 ) treads, OSHA approved railing both sides. | | 1 | $49,687.93 /EA |
| 300 | 26266-130<br>DWG S35.206 Upper Lvl. AL checkered plate 3/8" Type A, 0554-001 | | 1 | $177,398.09 /LOT |
| 400 | 26266-140<br>DWG S35.206 Upper Lvl. AL Railing Base (1761 L/F) | | 1 | $220,664.75 /LOT |
| 500 | 26266-150<br>DWG S35.302/S35.502 (5) Closure 316SS 1/2" Plate 3'-0"x2'-6" w/ Neoprene Gasket and Hardware | | 5 | $1,448.10 /EA |
| 600 | FRT - FULL SEMI TRUCK LOAD<br>Freight Allowance ~ Price is per load. Additional loads will require issuance of Change Order to cover cost of additional loads. | | 3 | $1,200.00 /EA |
| 650 | FRT - SMALL TRUCK LOAD<br>Freight Allowance for delivery via Isuzu NPR Flatbed ~ Price is for 1 load. Additional loads will require issuance of Change Order to cover cost of additional loads. | | 3 | $650.00 /EA |
| 700 | T&C DOCS<br>Metalcraft Services, LLC. Standard Terms and Conditions | | 1 | $0.00 /EA |

METALCRAFT

10706 North 46th Street
Tampa, FL 33617
www.metalcraftservices.com

# TERMS AND CONDITIONS OF THIS ORDER / PROPOSAL

**GENERAL:**

- For ASME Code Stamped units, the material thicknesses will be the minimum required by the code. Otherwise, good engineering design practices will be used to determine material thicknesses.
- All specifications, reference drawings, data sheets, hold points, inspections, etc. must be provided prior to, or with Purchase Order followed by immediate release / procurement of long lead time / major materials.
- Sufficient notice must be provided prior to all customer required inspections / hold points.

**DELIVERY:**

- Completion will be (See above) weeks following customer's approval of drawings provided by Metalcraft within 2 weeks ARO.
- Critical design factors (dimensions, design pressure / temperature, materials, nozzle schedule, etc.) may not be revised from the referenced quotation without changes to price and delivery schedule.
- Metalcraft is not responsible for customer's deviations from General Terms and Conditions affecting Delivery.

**FREIGHT:**

The risk of loss or destruction of or damages to the product shall be on the customer after delivery of the product to the customer.

**QUOTE EXPIRATION:**

Due to the volatility in material prices, surcharges and material availability, it will be necessary to confirm price and delivery at time of order. Our quotation is based on material prices at time of quotation issuance and is subject to increases passed on from mills at time of order placement and subject to prior sale.

**PAYMENT TERMS:**

Terms of payment must be agreed upon and approved prior to commencement of production. Final billing to be based upon signed approval drawings.

**Adders:**

A change order will be required if the customer makes revisions that require additional engineering, material and / or labor.

**Taxes:**

Customer shall pay the amount of any sales, use, compensating, intangibles, gross income or the like tax, import duties, export duties and similar charges levied by any governmental authority in connection with this order.

**Force Majeure:**

Metalcraft shall not be liable to a customer for any loss or damage suffered by the customer, directly or indirectly, any obligation under this order where such failure or delay is caused by labor troubles (including, without limitation, strikes, slowdowns and lock outs), civil disturbance. Government regulations, inability to obtain or revocation of export or import license, interruptions of or delay in transportation, material charges, fire, flood, acts of God, power failures, accidents and other causes of like or different character beyond Metalcraft's control.

**Repairs:**

MSDS sheets and the Metalcraft RGA form must be submitted prior to shipment of existing unit back to Metalcraft. All applicable reference drawings, MDR, specifications and data sheets must be submitted with P.O. Metalcraft will salvage existing components on a best effort basis. Any unforeseeable damage or damage that occurs during normal disassembly will be charged as an adder. Metalcraft will contact the customer immediately with a detailed description of damages or issues if such an event occurs. Customer approval will be required before proceeding with the repairs. Warehousing fees of $1,000 per month will be applicable for delays over (3) three weeks.

**Standard Warranty Period is 12 months after completion on NEW fabrications and 6 months on REPAIRS valid only for Metalcraft supplied material and workmanship**

Metalcraft does not accept Penalty Clauses, Loss of Production or Performance Penalties. Metalcraft hereby gives notice of objection to the inclusion of any terms and conditions in this transaction that are in addition to or different from the terms and conditions contained herein.

**Notice of Objection to Additional or Different Terms.**

**Claim:**

Any claims for shortages, damages products or nonconformance of products with the order must be made in writing, within ten (10) days after receipt of a shipment and Metalcraft must be afforded an opportunity to investigate.

**Warranty/Disclaimer:**

Metalcraft warrants that the products of Metalcraft's own manufacture supply hereunder will be of the kind and quality specified on the face hereof and that the products are free from defects and material and workmanship under normal and proper operating conditions and service for a period one year from the date of shipment, unless otherwise specified on acknowledgements, quotations, packing slips or invoices, defective products will be replaced or repaired at Metalcraft's option that Metalcraft shall not be liable for any other loss, damage or expense, including consequential damages to persons, property, or business directly or indirectly arising from the conditions or use of the products or from any other cause, including any repairs or alterations made by an unauthorized contractor, the exclusive remedy against Metalcraft being to require in the replacement or repair of defective products. Products made by other manufacturers are warranted only to the extent of the original manufacturer's warranty to Metalcraft.

**THIS EXPRESS WARRANTY IS IN LIEU OF AND EXCLUDES ALL OTHER WARRANTIES WHETHER EXPRESS, IMPLIED, ORAL, OR STATUTORY, INCLUDING ANY WARRANTY OF MERCHANTABILITY OR FITNESS FOR A PARTICULAR PURPOSE.**

**Limitation of Customer's Remedies:**

For a period of one year from the date of shipment, defective products will be replaced, repaired, or the purchase price refunded at Metalcraft's option, but Metalcraft shall not be liable for any other loss, damage, or expense, including incidental and consequential damages, to persons, property or business, directly or indirectly, arising from the condition or use of the products or from any other cause, the exclusive remedy against Metalcraft being to require, at Metalcraft's option, the replacement, repair or refund of the purchase price of a defective product.

**Acceptance:**

Notwithstanding any different or additional terms and conditions that may be embodied in customer's order, such order is accepted only on the condition that customer assents to the terms and conditions contained herein. The failure of the buyer to object hereto in writing shall constitute assent hereto. All sales, contracts and orders become effective only when approved and accepted by Metalcraft at its home office in Tampa, Florida, USA.

**Suspension:**

a. Any customer suspension will add to the quoted delivery time. Factors that will be considered in re-calculating a new delivery date will include the length and severity of the customer delay as well as the shop production schedule of Metalcraft
b. All Raw Material and Subcontracting costs to date are due immediately on a cost plus 30% basis.
c. All Labor will be due immediately @ $120.00/hr.
d. Any and all associated fees or interest costs will be due immediately (i.e. delay in payment for material or labor)
e. All ongoing and future associated fees or interest costs and warehousing fees will be charged and due for on a monthly basis

**Termination:**

a. All Raw Material and Subcontracting costs to date are due immediately on a cost plus 30% basis.
b. All Labor will be due immediately @ $120/hr.
c. Any and all associated fees or interest costs will be due immediately (i.e. delay in payment for material or labor)

**Governing Law:**

This transaction shall be governed by, interpreted and enforced in accordance with the laws of the State of Florida. Any action in regard to this transaction or arising out of its terms and conditions shall be instituted and litigated in the Hillsborough County Courthouse in the State of Florida and in no other. In accordance, the parties to this transaction submit to the jurisdiction of the Hillsborough County Courthouse and the State of Florida.

# STEEL FABRICATORS, L.L.C.

## PROPOSAL

**5/21/26**

**PCL CONSTRUCTION**
**6700 FORUM DR #100**
**ORLANDO, FL**
**ATTN: BILL NARAMORE**
**PHONE: (813) 425-1459**
**EMAIL: WENARAMORE@PCL.COM**

**RE: MANATEE COUNTY SERWRF**
**CAPACITY IMPROVEMENTS**
**BRADENTON, FL**
**ESTIMATE #: 2025-1072**

**WE PROPOSE TO FURNISH AND INSTALL THE FOLLOWING ITEMS FOR THE PROJECT REFERENCED ABOVE IN ACCORDANCE WITH AISC SPECIFICATIONS AND CODE OF STANDARD PRACTICE.**

**A. MISCELLANEOUS METALS CONSISTING OF THE FOLLOWING:**

| Item | Category | Finish | Page/Reference |
|---|---|---|---|
| 1 | Foundation 3 Aluminum Stair Grating Treads and Landings 3-Line Rail and Mounting Supports | Anodized | S35.204 |
| 2 | Foundation 4 Aluminum Stair Grating Treads and Landings 3-Line Rail and Mounting Supports | Anodized | S35.205 |
| 3 | Type B Aluminum Rail at Catwalk | Anodized | S35.206 |
| 4 | Aluminum Break Rail at Catwalk | Anodized | S35.206 |
| 5 | Aluminum Floor Plate and Supports at Catwalk | Anodized | S35.206 |
| 6 | NPW Yard Hydrant Rack (7) | Anodized | M00.505 |

**MISCELLANEOUS METALS, ADD.....$ 2,985,164.00**

**NOTE: ABOVE QUOTED PRICING IS VALID FOR 15 DAYS.**

**IN ACCORDANCE WITH DRAWINGS DATED 5/14/26**
**ARCHITECT: MCKIM & CREED**
**SPECIFICATION SECTIONS: NONE**
**ADDENDA ACKNOWLEDGED: NONE**

**EXCLUSIONS**

1. Steel items not specifically shown, sized and/or located on the architectural and/or structural drawings unless specifically included.
2. Prevailing wages (i.e. Davis-Bacon, other federal, state or local) of any type.
3. Engineering/Design Calculation/signing and sealing of drawings by a Professional Engineer unless specifically included in scope of work above.
4. Materials or services not specifically included above.
5. Cyber Insurance
6. Touch-up painting, special paint or sandblasting, finish paint of any type.
7. Field verification of embed placement prior to concrete pours.
8. Galvanizing
9. Architecturally expose structural steel (AESS)
10. CMU Wall braces and/or supports

FORT LAUDERDALE 721 N.E. 44TH STREET FORT LAUDERDALE, FL 33334-3150 PHONE (954)-772-0440 FAX (954) 938-7527

| Item | Part Number / Description | Revision | Quantity | Price |
|---|---|---|---|---|
| 800 | 25TARIFF<br>Tariff-Related Cost Adjustment<br>If, after the execution of this Contract, new or increased tariffs, duties, or other governmental import/export fees are imposed on materials directly required for the performance of this Contract, the Contract price shall be adjusted to reflect the increased costs as follows: The adjustment shall equal the actual increase in material costs, calculated as the product of (i) the percentage increase in the applicable tariff rate (e.g., from 5% to 10% equals a 5% increase) and (ii) the documented cost of the affected materials as of the Contract execution date. The party seeking the adjustment shall provide written notice and supporting documentation (including tariff notices and original material cost quotes) within 30 days of the tariff imposition. The adjustment shall be reflected in an amendment to this Contract, effective upon mutual execution. The total adjustment shall not exceed the verifiable increase in material costs directly attributable to the tariffs and any subsequent applicable taxes. | | 1 | $0.00 /EA |
| 900 | MATERIAL COST ESCALATION<br>The Subcontract Price is fixed for the first 120 days after execution, after which it escalates automatically at 5% per annum (1.25% per quarter) applied to all Work approved for fabrication during each successive Escalation Period. No market verification or claim submission is required — the adjustment is a blanket rate covering both material and labor, and beyond Month 24 the parties will negotiate any further escalation in good faith. See attached Exhibit A. | | 1 | $0.00 /EA |
| | | | ***Total:*** | ***$510,229.20*** |

By RIVERA, PEDRO

Metalcraft Services of Tampa

# ***S C O P E  P R O P O S A L***

May 5, 2026

PCL Construction
1 North Dale Mabry Highway
Tampa, FL 33609

**RE: Manatee SERWRF Capacity Improvements-Phase B – Bradenton, Florida**
**Precast Post-Tensioned Concrete AGS Tank**

*Dutchland LLC manufactures various precast structures including, but not limited to, post-tensioned circular and rectangular concrete tanks to be used for potable water, wastewater storage, and wastewater treatment. We are pleased to offer the following proposal.*

**Proposal #E2023.0243-3**

**Scope of Work Description:**

Design, manufacture, deliver, and install the AGS Structure, **high performance interior coating (09970) and Exterior Coating (09900)**. Tank is to be installed onto a properly- prepared stone sub-base. Sub-base preparation, site work, site access, dewatering, and mechanical installation are not provided by Dutchland.

**Reference Drawings and Specifications:**

1. Bid Drawings prepared by McKim & Creed dated July 2025.
2. Bid Specifications prepared by McKim & Creed dated July 2025:
3. Dutchland Standard Specifications:
    a. Section 03310 – Cast-in-Place Concrete for Precast Post-Tensioned Concrete Tank Base Slabs
    b. Section 03420 – Precast Post-Tensioned Concrete Tanks – Rectangular (ACI 350)
    c. **Section 09900 – Painting (Exterior Coating)**
    d. **Section 09970 – Surface Protection Spray System (Interior Coating)**
4. Geotechnical Report prepared by Terracon, dated June 19, 2023.

**Design Assumptions and Standards:**

1. Ground improvements are necessary to achieve an adequate soil bearing capacity and settlement values to support this structure. *Final base design contingent on final design of ground improvements*.
2. Process pipes on north side of tank to be coordinated with the trough support walls and columns.
3. Backfill elevation assumed to be sufficient for frost protection.
4. Site Class D
5. Designed for normal environmental exposure (assumed).

**Precast Post-Tensioned Concrete AGS Tank**

- Base Outside Dimensions: 256'-5" length x 129'-0" width.
- AGS Tank with common walls:
  - Three (3) AGS Basins: 76'-0" length x 118'-0" width, inside dimensions.
  - One (1) AGS WAS Surge Basin: 10'-0" length x 55'-0" width, inside dimensions.
- Tank Wall Height: 25'-4" from the top of the base slab to the top of the walkway.

**Inclusions:**

1. Cast-in-place reinforced concrete base slab consisting of a 16" thickness with no slope in the basin floors. *Base slab design subject to change based upon final design of ground improvements.*
2. Precast post-tensioned concrete walls:
   a. AGS Tank walls consisting of a 19" minimum thickness.
   b. Exterior Trough support walls consisting of a 16" minimum thickness.
3. Full perimeter precast post-tensioned concrete walkways around the top of the basins. Walkways to be offset as required.
4. Precast post-tensioned concrete intermediate walkways spanning the length of the AGS and AGS WAS Surge Basins.
5. Precast post-tensioned concrete intermediate walkways spanning the width of the AGS Basins.
6. Interior mounted precast concrete launders and launder support system. *Launders to be supported by precast concrete corbels cast onto the wall panels.*
7. Exterior mounted precast concrete launder and launder support system. *Launder to be supported by precast concrete support walls.*
8. Provisions for future expansion.
9. Cast-in-place concrete shall be per Dutchland Standard Specification Section 03310.
10. Precast concrete shall be per Dutchland Standard Specification Section 03420.
11. All reinforcement to be standard, non-epoxy coated.
12. Furnish and install base and wall joint sealant per Dutchland design standards.
13. **Furnish and install the tank interior coatings:**
    a. Provide coatings per 09970 within interior of AGS reactor basins 1, 2, & 3 and the WAS surge basin including surface preparation.
    b. AGS Basins: coatings to be applied to the underside of all walkways overhanging the interior of the AGS reactor basins, top 5' of the tank walls, and the interior and exterior surfaces of the effluent thoughs.
    c. WAS Basin: coatings to be applied to the underside of all walkways overhanging the interior of the WAS basin and the full wall height.
14. **Furnish and install the tank exterior coatings:**
    a. Provide coatings per 09900 for the exterior of the tank including surface preparation.
    b. *Commonwall between AGS basin no. 3 and future basin no. 4 does NOT include an exterior coating.*
15. All labor, material, and equipment necessary to pour the base, erect the tank structure, **and apply the interior and exterior coatings.**
16. Provide shop drawings and calculations signed and sealed by a licensed Professional Engineer in the State of Florida for Dutchland's scope of work.
17. Warranties:
    a. 5-year limited structural warranty.
    b. 5-year interior coating warranty.
    *c. These are corporate guarantees and not covered by any bonds or insurance policies.*

**Exclusions:**

1. **Ground improvement design and installation**.
2. All site work related to access, excavation, excavation maintenance, shoring, sub-base preparation, dewatering, crane pads, delivery truck roads and pads, concrete delivery wash out areas/holes, and backfill of tank site.
3. Survey and layout work other than precast layout.
4. Engineering approval fees.
5. Dumpsters, sanitary stations, and any other temporary facilities.
6. Water, other than drinking water for employees of Dutchland.
7. Any concrete/stone fill, if required.
8. All cast-in pipe/sleeve penetrations through the cast-in-place concrete base slab.
9. All cast-in pipe/sleeve penetrations through the precast concrete panels. *GC to furnish these items for Dutchland to cast into the precast concrete panels.*
10. All cast-in access hatches through the precast concrete panels. *GC to furnish these items for Dutchland to cast into the precast concrete panels*.
11. Any slide gates, stop plates, and weir plates, if required.
12. All interior, exterior, and underslab piping, pipe supports, and concrete pipe encasement.
13. Supply and installation of all mechanical equipment and accessories.
14. Crystalline admixture or fibers in the concrete.
15. Frost footings. *Backfill assumed to be sufficient for frost protection.*
16. All testing including sub-grade testing, concrete strength break testing, and tank leak testing. *Contractor is responsible for water supply, disposal of water, all pumping, pipe plugs, and labor to fully execute the leak testing requirements*.
17. All miscellaneous metal items including, but not limited to, access stairs, ladders, permanent and temporary handrail, permanent and temporary safety barricades, and grating and grating support. *Safety railing installed by Dutchland is for use by Dutchland personnel only and will be removed upon Dutchland's demobilization from site.*
18. ~~Interior and exterior coatings, if required.~~
19. Taxes.
20. **State or Federal Prevailing wages,** Union labor or the inclusion of Project Labor Agreements.
21. Traffic control into and onsite.
22. All costs associated with wintertime/cold weather construction.
23. Protection of work.
24. Consequential damages and GC/Owner's attorney fees.
25. All bonds including, but not limited to, performance and payment bonds, state and local highway bonds, and road bonds.
26. Costs to repair road damage caused by concrete trucks, tractor-trailer delivery trucks, and cranes.
27. Permits, easements, and right-of-way agreements.

**Qualifications and Clarifications:**

Site Access and Preparation Specific:

1. GC and Dutchland must develop and mutually agree upon a final "Site Logistics Plan" prior to the execution of a contractual agreement, and it must be attached to the final contractual agreement between the two parties.
    a. **Pricing is based on GC providing access onto the base slab for precast installation crane and precast delivery trucks. If required, the access ramp onto the base slab must be made of stone and have a maximum slope of 8:1. After the majority of the tank is installed, the installation crane will set up on**

**a sufficient level pad outside of, but adjacent to the tank, to complete the installation.**

b. Pricing is based on precast installation cranes utilizing up to 100% of chart capacity. Non-engineered lift plans and in-house engineered erection plans are included. Any requirements for engineered lift plans, independent engineered erection plans, or a reduction in allowable crane chart capacity shall be subject to additional costs.

2. GC is responsible for all labor, material, and costs associated with providing and maintaining access roads into and within the jobsite as required to support the logistics of Dutchland. Site access roads are to be level, cleared, and dry (in all weather conditions), with a 14'-0" minimum height clearance and 15'-0" minimum width capable of handling tractor trailer combinations with 90,000 lbs. GVWR operating under their own power with adequate maneuverability.
3. GC is responsible for all labor, material, and costs associated with providing and maintaining crane and pump truck pads to support the logistics of Dutchland. Area in front of the crane or pump truck pads to accommodate two tractor trailers or mixer trucks for off-loading. Crane and pump truck pads are to be level, solid, cleared, and dry (in all weather conditions).
4. Site access roads and crane and pump truck pads must be maintained by the GC until Dutchland has completed its scope of work. Application of stone by GC may be required to ensure all weather access and maintenance.
5. GC is responsible for all necessary work to eliminate any overhead and ground interference for Dutchland's equipment on site including the crane and its 360-degree rotation. The crane operator must have an unobstructed view of his work area.
6. The excavation is to extend 4'-0" beyond the perimeter of the concrete base to allow for adequate working access.
7. GC to provide survey and layout complete with the corners of the tank structure and all underground utilities marked (off-set so they are not in the way of the excavator), and an elevation pin.
8. GC is responsible for testing the subgrade and/or sub-base bearing capacity to confirm it meets the required bearing capacity, moisture, and density. GC will be responsible for all repairs and costs if concrete walls or concrete base shift, move, or crack due to poor subgrade and/or sub-base bearing capacity.
9. GC to consider Dutchland's access requirements when determining shoring locations for the excavation. Any additional costs associated with the failure to coordinate shoring locations with the access requirements of Dutchland will be the sole responsibility of the GC.
10. GC to keep the excavation for the tank free of water at all times by any means necessary. This includes measures necessary to eliminate storm water runoff from entering the excavation site and snow removal. Water removal and the protection necessary to prevent water from entering the excavation site must continue until the tank is installed and the backfilling is complete.
11. GC to furnish and install a stable subgrade and stone sub-base capable of achieving the minimum bearing capacity defined by the Design Engineer. A 6" minimum thick stone sub-base consisting of ¾" stone finely leveled and screeded within plus or minus 1" of stone grade specified in the approved shop drawing created by Dutchland.
12. GC to provide a water supply to Dutchland with no fee imposed upon Dutchland for its use.
13. All excavation, trenching, and similar work shall be performed by the GC/Site Contractor and shall be in strict conformance with any and all applicable OSHA regulations and requirements, as well as conformance with any and all applicable safety requirements of all applicable governing entities.
14. Backfill must be completed per project plans and specification requirements.

**Coating Specific Qualifications/Clarifications:**

1. GC to supply crane to install & remove coating related lifts, materials, etc. in & out of tank basins.
2. GC to supply dumpsters, water service, removal of all obstructions impeding access, and traffic control onsite.

**General Qualifications/Clarifications:**

1. The GC is to use extreme care when vehicles/heavy equipment are close to the tank structure.
2. Payment for precast manufactured and stored at Dutchland is required. Dutchland will provide insurance and all required documentation.
3. Billing to be based on mutually agreed upon schedule of values with monthly invoicing based on actual work completed. Net thirty (30) days.
4. Payment security required. Payment security may be in the form of performance and payment bonds, letter of credit, or joint escrow account.
5. Proposal pricing is offered for a period of **thirty (30) days** and is subject to change pending final permits, reviews, inspections, etc.
6. The final payment may not be retained by GC if project delays occur, which are not directly caused by Dutchland, that cause the project completion date to extend beyond the planned completion date of the project at time of award, regardless of the payment terms of the GC with the Owner.
7. Proposal pricing is based upon GC/Owner providing insurance coverage, such as a Builders Risk Policy, to address any/all possible costs and damages associated with an Act of God event such as, but not limited to, flood, tornado, earthquake, high wind event, or some other uncontrollable event. This coverage shall also include the interests of Dutchland.
8. If the project is tax exempt, Dutchland must have a copy of the tax exemption certification sent with the contractual agreement.

**Pricing and Alternates:**

*AGS Tank Total* ..... *$6,450,000.00*

*Add Coatings* ..... *$885,550.00*

**AGS Tank with Coatings Combined Total .....$7,335,550.00**

**Add Sales Tax ..... $162,500.00**

**Add Performance and Payment Bond .....Add 1.5% to the Total Contract Value**

Thank you for allowing Dutchland LLC to be a part of this project.

Sincerely,

*Bryan Gemma*

Bryan Gemma
*Regional Sales Manager*
Dutchland LLC

11. Halfen anchors
12. Stair Nosings
13. Supply of and/or installation of grout and or concrete or concrete fill.
14. All gage metal, including light gage metal studs or track (unless specifically listed as a miscellaneous item)
15. Metal deck over light gauge materials
16. Installation of any materials that attached to light gage framing. Specifically, deck over light gage trusses and/or other framing.
17. Material, labor, and holes for wood to steel connections and/or wood "nailer" holes.
18. Any costs associated with permits, inspections, or field surveys.
19. Burglar bars on roof opening frames.
20. Roof opening frames for any items not specifically shown and located on the architectural and/or structural drawings
21. Vented deck for light weight concrete
22. Any non-ferrous materials unless specifically listed as a miscellaneous item.
23. Flexible closure strips
24. Precast embeds
25. Layout, drilling and installation of expansion bolts and shelf angles.
26. Anchor bolt templates
27. Samples
28. Reinforcing steel
29. All cast iron items unless specifically included (site castings, trench covers, downspout covers, nosings, etc.)
30. Dissimilar metal protection
31. Shoring for metal deck pours
32. Demolition and removal or relocation of existing materials
33. Perimeter safety rail at roof and/or any and all floors and all openings therein.
34. Safety cables other than those required for steel erection
35. Liquidated damages of any type.
36. Bond costs
37. Composite clean-up crew
38. Manufacturers other than Steel Fabricators LLC for stair systems.
39. Bituminous/mastic coatings
40. Specification sections: 05400, 05580, 05700, 05810
41. Costs for customer specific safety orientation of on site workers, if required this will be offered on a unit price basis at standard straight time rates.
42. "Warehouse" premiums for raw material.
43. Shop and field independent inspection costs
44. "Pay When Paid" payment terms.

**QUALIFICATIONS**

1. Field dimensions, if required, are to be supplied by others in a manner so timely as to promote a fluent detailing process.
2. Others are to expose work areas, protect and/or relocate all glass, utilities, or any items, which can be damaged due to welding or burning. Fire watch, if required, is by others. If these items are left in place unprotected, Steel Fabricators, LLC will not accept responsibility for damage. Any materials that limit the operation of the crane and/or crew are to be removed by others.
3. Others are to provide adequate roads into and through the site for the safe delivery of cranes and material. Properly graded, convenient and adequate space for the operation of cranes and equipment, storage of materials, and removal of all overhead obstructions such as power lines in order to provide a safe area of erection shall be provided by others.
4. Others are to provide adequate roads into and through the site for the safe delivery of material. These accesses must be properly graded. The construction site must provide convenient and adequate space for the storage of materials.
5. Where applicable on tilt wall construction, proposal anticipates crane and truck access onto the interior slab of the building through an opening created by the leaving out of a mutually agreed upon tilt wall panel.

When included in erection scope, all angles bolted to panels are planned for installation prior to tilting panels.

6. Where applicable on projects with field applied shear connectors, proposal anticipates availability of 440 Volt. 3 Phase electrical power for stud welding.
7. This Proposal is based on one (1) continuous uninterrupted erection operation. If it is necessary to have additional equipment and/or personnel move-ins due to the fault of others, an extra contract will be issued to cover the cost at a rate of **$75.00** per crew man-hour and size of crane will determine charges for same.
8. Miscellaneous steel as listed in this Proposal will be accepted under Contract only as listed. The acceptance of miscellaneous steel as a specification section item is specifically excluded.
9. Connections not specified and detailed on the contract drawings will be designed to resist ½ the total uniform allowable load capacity for a non-composite section (for the given span and grade of steel specified) or ½ the maximum shear allowable load capacity for each section, whichever is smaller, Ref. AISC 9th edition manual. These are "standard" connections and therefore it is understood that signed and sealed calculations are not required.
10. In order to help us comply with delivery requirements, we reserve the right to substitute specification ASTM A572 Grade 50 for ASTM A992 (Fy-50ksi) covering structural 'w' shapes.
11. The scope of work as defined herein shall be included within any resultant contract or purchase order.
12. Proposal is based on complying with the current OSHA Standards, **Subpart R**-steel erection.
13. Proposal is based on mill material and mill rolling schedules.
14. **PLEASE NOTE:** Schedules provided are subject to the following conditions:
    - Steel Fabricators will need to receive a letter of intent, purchase order, signed proposal or contract prior to beginning any function (i.e. shop drawings, ordering of materials, fabrication, or erection) for this project.
    - Steel Fabricators will need to receive a copy of the Notice of Commencement. Steel Fabricators will not be held responsible for any delays in issuance of the above documents and any such delays could result in extra charges.
15. Foundations are to be completed by others to grade with anchor bolts properly set with center lines marked in both directions on foundations and leveling nuts set at proper elevation. Steel Fabricators excludes any survey work.
16. **NOTE: If our proposal includes installation of roof frames these must be completed prior to deck installation.** If information is not provided in a timely manner the following are the two alternatives: 1. To install each frame once roof deck is installed - will cost a minimum of **$500** to install each frame. (An executed change order will be required prior to commencement.) **OR** To avoid additional erection charges the erection may be delayed until roof opening information is received per Steel Fabricators, LLC set standard.
17. Our pricing is based on current mill rolling schedules and material availability. All conditions apply as presently stated by mills and suppliers relative to Material costs, availability, Surcharge, Delivery, and Fuel surcharge. Variations to any of the above items through the duration of this project shall be cause for revision to this proposal.

## ERECTION CONDITIONS

1. Proposal is based on normal daylight hours from 7:00 a.m. to 3:30 p.m., Monday through Friday.
2. Others are to provide staging area to store materials.
3. Proposal is based on (1) crane and crew mobilization for entire project.
4. Proposal excludes any demolition.
5. Others are to provide all barricades, temporary pedestrian walkways, and all protection from welding sparks, flashes, heat etc. for all people, buildings, merchandise and vehicles. Street closing permit, police protection, etc. as required are to be provided by others for all erection operations, crane access and staging area for stored materials.
6. Walkway buildings will have to be closed to pedestrian traffic while erecting steel above.
7. Others are to provide any ventilation necessary due to welding fumes. Smoke evacuation and fire protection/watch by others.
8. Proposal excludes any penetrations through the roofing material and metal deck for installation of roof top frames.
9. Others are to remove conduits, plumbing, air ducts, sprinkler lines, rain water leaders, fireproofing, and mechanical ducts, etc. interfering with the erection of structural steel.

10. Proposal excludes any provision for temporary safety devices, i.e. safety cable of any type (with or without toe plate) or barricades of any type.
11. Fully vacate work areas from store employees, customer store products, isle rack, and any type of existing obstruction that may delay the process of erection or create a safety hazard in existing subject work areas.
12. Others are to protect all existing glass on adjacent structures, walkway between structures and walkway over Street.

**Subject to terms and conditions hereby referred to and made a part of this proposal.**

**SUBCONTRACT:**

1. **Steel Fabricators, LLC reserves its right to review and modify General Contractor's standard form of subcontract prior to performance of the work.**

**TERMS OF PAYMENT:**

1. **Mill, warehouse or stock material received at our plant will be invoiced monthly.**
2. **Seller is entitled to payment of fabricated materials stored at Seller plant or marshaling yard, or jobsite, on a monthly basis.**
3. **Payment terms for furnish and install contracts: Net 30 days, 10% retainage if required, to be reduced to 5% upon 50% completion of Seller's scope of work.**
4. **Final payment due 90 days from completion of Seller's scope of work. (Note: Continuance of other trades constitutes acceptance of structural steel frame.)**
5. **No retainage is to be held on change orders.**
6. **Buyer agrees to pay interest at 18% per annum, to begin accruing 30 days from invoice date, on all overdue invoices.**

**This proposal when accepted by the Buyer and approved by an officer and/or credit department of Steel Fabricators, LLC becomes a contract in full force and binding on both parties.**

**PAINT: STEEL FABRICATOR STANDARD PRIMER**

**STEEL FABRICATORS, LLC**
**SALESMAN: SHANE RUSSELL**
**DATE: 5/21/25**
**QUOTE #: 2025-1072**

**BUYERS ACCEPTANCE:**
**BY:** _____
**DATE:** _____

# AMHERST MAINTENANCE, INC.

## *PROPOSAL*

November 11, 2025

PCL Construction Inc
1050 North Dale Blvd
Tampa FL 33609

Attention: Thomas Skehan

Re: Manatee County SERWRF Capacity Improvements Project- Phase B . Proposed price is based on specifications and drawings

**SCOPE OF WORK**

**ITEM INCLUDED**

***New Electrical Building #4…….$ 31,500.00**
***New AGS Influent Pump Station……...$ 32,000.00**
***New AGS WAS Pump Station……$ 6,000.00**
***New AGS Basin and AGS WAS Surge Tank……$ 2,380,000.00**
***New AGS Blowers……$ 50,000.00**
***Yard Piping……..……$ 28,000,00**

**SECTIONS INCLUDED**

1. **Section 09970 (Surface protection Spray System)**
2. **Section 09900 (Painting)**
3. **Section 07900 (Joint Sealants)**

**TOTAL AMOUNT ……$2,527,500.00**

**Price includes all labor, material scaffolding, insurances bonding and supervision**

920 Harbor Lake Court, Safety Harbor Florida 34695
Phone (727) 781-6500 Fax (727) 726-8729 Email: AmherstMaintenance@verizon.net

# ***S C O P E  P R O P O S A L***

May 5, 2026

PCL Construction
1 North Dale Mabry Highway
Tampa, FL 33609

**RE: Manatee SERWRF Capacity Improvements-Phase B – Bradenton, Florida**
**Precast Post-Tensioned Concrete AGS Tank**

*Dutchland LLC manufactures various precast structures including, but not limited to, post-tensioned circular and rectangular concrete tanks to be used for potable water, wastewater storage, and wastewater treatment. We are pleased to offer the following proposal.*

**Proposal #E2023.0243-3**

**Scope of Work Description:**

Design, manufacture, deliver, and install the AGS Structure, **high performance interior coating (09970) and Exterior Coating (09900)**. Tank is to be installed onto a properly- prepared stone sub-base. Sub-base preparation, site work, site access, dewatering, and mechanical installation are not provided by Dutchland.

**Reference Drawings and Specifications:**

1. Bid Drawings prepared by McKim & Creed dated July 2025.
2. Bid Specifications prepared by McKim & Creed dated July 2025:
3. Dutchland Standard Specifications:
    a. Section 03310 – Cast-in-Place Concrete for Precast Post-Tensioned Concrete Tank Base Slabs
    b. Section 03420 – Precast Post-Tensioned Concrete Tanks – Rectangular (ACI 350)
    c. **Section 09900 – Painting (Exterior Coating)**
    d. **Section 09970 – Surface Protection Spray System (Interior Coating)**
4. Geotechnical Report prepared by Terracon, dated June 19, 2023.

**Design Assumptions and Standards:**

1. Ground improvements are necessary to achieve an adequate soil bearing capacity and settlement values to support this structure. *Final base design contingent on final design of ground improvements*.
2. Process pipes on north side of tank to be coordinated with the trough support walls and columns.
3. Backfill elevation assumed to be sufficient for frost protection.
4. Site Class D
5. Designed for normal environmental exposure (assumed).

**Precast Post-Tensioned Concrete AGS Tank**

- Base Outside Dimensions: 256'-5" length x 129'-0" width.
- AGS Tank with common walls:
    - Three (3) AGS Basins: 76'-0" length x 118'-0" width, inside dimensions.
    - One (1) AGS WAS Surge Basin: 10'-0" length x 55'-0" width, inside dimensions.
- Tank Wall Height: 25'-4" from the top of the base slab to the top of the walkway.

**Inclusions:**

1. Cast-in-place reinforced concrete base slab consisting of a 16" thickness with no slope in the basin floors. *Base slab design subject to change based upon final design of ground improvements.*
2. Precast post-tensioned concrete walls:
    a. AGS Tank walls consisting of a 19" minimum thickness.
    b. Exterior Trough support walls consisting of a 16" minimum thickness.
3. Full perimeter precast post-tensioned concrete walkways around the top of the basins. Walkways to be offset as required.
4. Precast post-tensioned concrete intermediate walkways spanning the length of the AGS and AGS WAS Surge Basins.
5. Precast post-tensioned concrete intermediate walkways spanning the width of the AGS Basins.
6. Interior mounted precast concrete launders and launder support system. *Launders to be supported by precast concrete corbels cast onto the wall panels.*
7. Exterior mounted precast concrete launder and launder support system. *Launder to be supported by precast concrete support walls.*
8. Provisions for future expansion.
9. Cast-in-place concrete shall be per Dutchland Standard Specification Section 03310.
10. Precast concrete shall be per Dutchland Standard Specification Section 03420.
11. All reinforcement to be standard, non-epoxy coated.
12. Furnish and install base and wall joint sealant per Dutchland design standards.
13. **Furnish and install the tank interior coatings:**
    a. Provide coatings per 09970 within interior of AGS reactor basins 1, 2, & 3 and the WAS surge basin including surface preparation.
    b. AGS Basins: coatings to be applied to the underside of all walkways overhanging the interior of the AGS reactor basins, top 5' of the tank walls, and the interior and exterior surfaces of the effluent thoughs.
    c. WAS Basin: coatings to be applied to the underside of all walkways overhanging the interior of the WAS basin and the full wall height.
14. **Furnish and install the tank exterior coatings:**
    a. Provide coatings per 09900 for the exterior of the tank including surface preparation.
    b. *Commonwall between AGS basin no. 3 and future basin no. 4 does NOT include an exterior coating.*
15. All labor, material, and equipment necessary to pour the base, erect the tank structure, **and apply the interior and exterior coatings.**
16. Provide shop drawings and calculations signed and sealed by a licensed Professional Engineer in the State of Florida for Dutchland's scope of work.
17. Warranties:
    a. 5-year limited structural warranty.
    b. 5-year interior coating warranty.
    *c. These are corporate guarantees and not covered by any bonds or insurance policies.*

**Exclusions:**

1. **Ground improvement design and installation**.
2. All site work related to access, excavation, excavation maintenance, shoring, sub-base preparation, dewatering, crane pads, delivery truck roads and pads, concrete delivery wash out areas/holes, and backfill of tank site.
3. Survey and layout work other than precast layout.
4. Engineering approval fees.
5. Dumpsters, sanitary stations, and any other temporary facilities.
6. Water, other than drinking water for employees of Dutchland.
7. Any concrete/stone fill, if required.
8. All cast-in pipe/sleeve penetrations through the cast-in-place concrete base slab.
9. All cast-in pipe/sleeve penetrations through the precast concrete panels. *GC to furnish these items for Dutchland to cast into the precast concrete panels.*
10. All cast-in access hatches through the precast concrete panels. *GC to furnish these items for Dutchland to cast into the precast concrete panels*.
11. Any slide gates, stop plates, and weir plates, if required.
12. All interior, exterior, and underslab piping, pipe supports, and concrete pipe encasement.
13. Supply and installation of all mechanical equipment and accessories.
14. Crystalline admixture or fibers in the concrete.
15. Frost footings. *Backfill assumed to be sufficient for frost protection.*
16. All testing including sub-grade testing, concrete strength break testing, and tank leak testing. *Contractor is responsible for water supply, disposal of water, all pumping, pipe plugs, and labor to fully execute the leak testing requirements*.
17. All miscellaneous metal items including, but not limited to, access stairs, ladders, permanent and temporary handrail, permanent and temporary safety barricades, and grating and grating support. *Safety railing installed by Dutchland is for use by Dutchland personnel only and will be removed upon Dutchland's demobilization from site.*
18. ~~Interior and exterior coatings, if required.~~
19. Taxes.
20. **State or Federal Prevailing wages,** Union labor or the inclusion of Project Labor Agreements.
21. Traffic control into and onsite.
22. All costs associated with wintertime/cold weather construction.
23. Protection of work.
24. Consequential damages and GC/Owner's attorney fees.
25. All bonds including, but not limited to, performance and payment bonds, state and local highway bonds, and road bonds.
26. Costs to repair road damage caused by concrete trucks, tractor-trailer delivery trucks, and cranes.
27. Permits, easements, and right-of-way agreements.

**Qualifications and Clarifications:**

Site Access and Preparation Specific:

1. GC and Dutchland must develop and mutually agree upon a final "Site Logistics Plan" prior to the execution of a contractual agreement, and it must be attached to the final contractual agreement between the two parties.
    a. **Pricing is based on GC providing access onto the base slab for precast installation crane and precast delivery trucks. If required, the access ramp onto the base slab must be made of stone and have a maximum slope of 8:1. After the majority of the tank is installed, the installation crane will set up on**

**a sufficient level pad outside of, but adjacent to the tank, to complete the installation.**

b. Pricing is based on precast installation cranes utilizing up to 100% of chart capacity. Non-engineered lift plans and in-house engineered erection plans are included. Any requirements for engineered lift plans, independent engineered erection plans, or a reduction in allowable crane chart capacity shall be subject to additional costs.

2. GC is responsible for all labor, material, and costs associated with providing and maintaining access roads into and within the jobsite as required to support the logistics of Dutchland. Site access roads are to be level, cleared, and dry (in all weather conditions), with a 14'-0" minimum height clearance and 15'-0" minimum width capable of handling tractor trailer combinations with 90,000 lbs. GVWR operating under their own power with adequate maneuverability.
3. GC is responsible for all labor, material, and costs associated with providing and maintaining crane and pump truck pads to support the logistics of Dutchland. Area in front of the crane or pump truck pads to accommodate two tractor trailers or mixer trucks for off-loading. Crane and pump truck pads are to be level, solid, cleared, and dry (in all weather conditions).
4. Site access roads and crane and pump truck pads must be maintained by the GC until Dutchland has completed its scope of work. Application of stone by GC may be required to ensure all weather access and maintenance.
5. GC is responsible for all necessary work to eliminate any overhead and ground interference for Dutchland's equipment on site including the crane and its 360-degree rotation. The crane operator must have an unobstructed view of his work area.
6. The excavation is to extend 4'-0" beyond the perimeter of the concrete base to allow for adequate working access.
7. GC to provide survey and layout complete with the corners of the tank structure and all underground utilities marked (off-set so they are not in the way of the excavator), and an elevation pin.
8. GC is responsible for testing the subgrade and/or sub-base bearing capacity to confirm it meets the required bearing capacity, moisture, and density. GC will be responsible for all repairs and costs if concrete walls or concrete base shift, move, or crack due to poor subgrade and/or sub-base bearing capacity.
9. GC to consider Dutchland's access requirements when determining shoring locations for the excavation. Any additional costs associated with the failure to coordinate shoring locations with the access requirements of Dutchland will be the sole responsibility of the GC.
10. GC to keep the excavation for the tank free of water at all times by any means necessary. This includes measures necessary to eliminate storm water runoff from entering the excavation site and snow removal. Water removal and the protection necessary to prevent water from entering the excavation site must continue until the tank is installed and the backfilling is complete.
11. GC to furnish and install a stable subgrade and stone sub-base capable of achieving the minimum bearing capacity defined by the Design Engineer. A 6" minimum thick stone sub-base consisting of ¾" stone finely leveled and screeded within plus or minus 1" of stone grade specified in the approved shop drawing created by Dutchland.
12. GC to provide a water supply to Dutchland with no fee imposed upon Dutchland for its use.
13. All excavation, trenching, and similar work shall be performed by the GC/Site Contractor and shall be in strict conformance with any and all applicable OSHA regulations and requirements, as well as conformance with any and all applicable safety requirements of all applicable governing entities.
14. Backfill must be completed per project plans and specification requirements.

**Coating Specific Qualifications/Clarifications:**

1. GC to supply crane to install & remove coating related lifts, materials, etc. in & out of tank basins.
2. GC to supply dumpsters, water service, removal of all obstructions impeding access, and traffic control onsite.

**General Qualifications/Clarifications:**

1. The GC is to use extreme care when vehicles/heavy equipment are close to the tank structure.
2. Payment for precast manufactured and stored at Dutchland is required. Dutchland will provide insurance and all required documentation.
3. Billing to be based on mutually agreed upon schedule of values with monthly invoicing based on actual work completed. Net thirty (30) days.
4. Payment security required. Payment security may be in the form of performance and payment bonds, letter of credit, or joint escrow account.
5. Proposal pricing is offered for a period of **thirty (30) days** and is subject to change pending final permits, reviews, inspections, etc.
6. The final payment may not be retained by GC if project delays occur, which are not directly caused by Dutchland, that cause the project completion date to extend beyond the planned completion date of the project at time of award, regardless of the payment terms of the GC with the Owner.
7. Proposal pricing is based upon GC/Owner providing insurance coverage, such as a Builders Risk Policy, to address any/all possible costs and damages associated with an Act of God event such as, but not limited to, flood, tornado, earthquake, high wind event, or some other uncontrollable event. This coverage shall also include the interests of Dutchland.
8. If the project is tax exempt, Dutchland must have a copy of the tax exemption certification sent with the contractual agreement.

**Pricing and Alternates:**

*AGS Tank Total* ..... *$6,450,000.00*

*Add Coatings* ..... *$885,550.00*

**AGS Tank with Coatings Combined Total .....$7,335,550.00**

**Add Sales Tax ..... $162,500.00**

**Add Performance and Payment Bond .....Add 1.5% to the Total Contract Value**

Thank you for allowing Dutchland LLC to be a part of this project.

Sincerely,

*Bryan Gemma*

Bryan Gemma
*Regional Sales Manager*
Dutchland LLC

11. Halfen anchors
12. Stair Nosings
13. Supply of and/or installation of grout and or concrete or concrete fill.
14. All gage metal, including light gage metal studs or track (unless specifically listed as a miscellaneous item)
15. Metal deck over light gauge materials
16. Installation of any materials that attached to light gage framing. Specifically, deck over light gage trusses and/or other framing.
17. Material, labor, and holes for wood to steel connections and/or wood "nailer" holes.
18. Any costs associated with permits, inspections, or field surveys.
19. Burglar bars on roof opening frames.
20. Roof opening frames for any items not specifically shown and located on the architectural and/or structural drawings
21. Vented deck for light weight concrete
22. Any non-ferrous materials unless specifically listed as a miscellaneous item.
23. Flexible closure strips
24. Precast embeds
25. Layout, drilling and installation of expansion bolts and shelf angles.
26. Anchor bolt templates
27. Samples
28. Reinforcing steel
29. All cast iron items unless specifically included (site castings, trench covers, downspout covers, nosings, etc.)
30. Dissimilar metal protection
31. Shoring for metal deck pours
32. Demolition and removal or relocation of existing materials
33. Perimeter safety rail at roof and/or any and all floors and all openings therein.
34. Safety cables other than those required for steel erection
35. Liquidated damages of any type.
36. Bond costs
37. Composite clean-up crew
38. Manufacturers other than Steel Fabricators LLC for stair systems.
39. Bituminous/mastic coatings
40. Specification sections: 05400, 05580, 05700, 05810
41. Costs for customer specific safety orientation of on site workers, if required this will be offered on a unit price basis at standard straight time rates.
42. "Warehouse" premiums for raw material.
43. Shop and field independent inspection costs
44. "Pay When Paid" payment terms.

**QUALIFICATIONS**

1. Field dimensions, if required, are to be supplied by others in a manner so timely as to promote a fluent detailing process.
2. Others are to expose work areas, protect and/or relocate all glass, utilities, or any items, which can be damaged due to welding or burning. Fire watch, if required, is by others. If these items are left in place unprotected, Steel Fabricators, LLC will not accept responsibility for damage. Any materials that limit the operation of the crane and/or crew are to be removed by others.
3. Others are to provide adequate roads into and through the site for the safe delivery of cranes and material. Properly graded, convenient and adequate space for the operation of cranes and equipment, storage of materials, and removal of all overhead obstructions such as power lines in order to provide a safe area of erection shall be provided by others.
4. Others are to provide adequate roads into and through the site for the safe delivery of material. These accesses must be properly graded. The construction site must provide convenient and adequate space for the storage of materials.
5. Where applicable on tilt wall construction, proposal anticipates crane and truck access onto the interior slab of the building through an opening created by the leaving out of a mutually agreed upon tilt wall panel.

When included in erection scope, all angles bolted to panels are planned for installation prior to tilting panels.

6. Where applicable on projects with field applied shear connectors, proposal anticipates availability of 440 Volt. 3 Phase electrical power for stud welding.
7. This Proposal is based on one (1) continuous uninterrupted erection operation. If it is necessary to have additional equipment and/or personnel move-ins due to the fault of others, an extra contract will be issued to cover the cost at a rate of **$75.00** per crew man-hour and size of crane will determine charges for same.
8. Miscellaneous steel as listed in this Proposal will be accepted under Contract only as listed. The acceptance of miscellaneous steel as a specification section item is specifically excluded.
9. Connections not specified and detailed on the contract drawings will be designed to resist ½ the total uniform allowable load capacity for a non-composite section (for the given span and grade of steel specified) or ½ the maximum shear allowable load capacity for each section, whichever is smaller, Ref. AISC 9th edition manual. These are "standard" connections and therefore it is understood that signed and sealed calculations are not required.
10. In order to help us comply with delivery requirements, we reserve the right to substitute specification ASTM A572 Grade 50 for ASTM A992 (Fy-50ksi) covering structural 'w' shapes.
11. The scope of work as defined herein shall be included within any resultant contract or purchase order.
12. Proposal is based on complying with the current OSHA Standards, **Subpart R**-steel erection.
13. Proposal is based on mill material and mill rolling schedules.
14. **PLEASE NOTE:** Schedules provided are subject to the following conditions:
    - Steel Fabricators will need to receive a letter of intent, purchase order, signed proposal or contract prior to beginning any function (i.e. shop drawings, ordering of materials, fabrication, or erection) for this project.
    - Steel Fabricators will need to receive a copy of the Notice of Commencement. Steel Fabricators will not be held responsible for any delays in issuance of the above documents and any such delays could result in extra charges.
15. Foundations are to be completed by others to grade with anchor bolts properly set with center lines marked in both directions on foundations and leveling nuts set at proper elevation. Steel Fabricators excludes any survey work.
16. **NOTE: If our proposal includes installation of roof frames these must be completed prior to deck installation.** If information is not provided in a timely manner the following are the two alternatives: 1. To install each frame once roof deck is installed - will cost a minimum of **$500** to install each frame. (An executed change order will be required prior to commencement.) **OR** To avoid additional erection charges the erection may be delayed until roof opening information is received per Steel Fabricators, LLC set standard.
17. Our pricing is based on current mill rolling schedules and material availability. All conditions apply as presently stated by mills and suppliers relative to Material costs, availability, Surcharge, Delivery, and Fuel surcharge. Variations to any of the above items through the duration of this project shall be cause for revision to this proposal.

## ERECTION CONDITIONS

1. Proposal is based on normal daylight hours from 7:00 a.m. to 3:30 p.m., Monday through Friday.
2. Others are to provide staging area to store materials.
3. Proposal is based on (1) crane and crew mobilization for entire project.
4. Proposal excludes any demolition.
5. Others are to provide all barricades, temporary pedestrian walkways, and all protection from welding sparks, flashes, heat etc. for all people, buildings, merchandise and vehicles. Street closing permit, police protection, etc. as required are to be provided by others for all erection operations, crane access and staging area for stored materials.
6. Walkway buildings will have to be closed to pedestrian traffic while erecting steel above.
7. Others are to provide any ventilation necessary due to welding fumes. Smoke evacuation and fire protection/watch by others.
8. Proposal excludes any penetrations through the roofing material and metal deck for installation of roof top frames.
9. Others are to remove conduits, plumbing, air ducts, sprinkler lines, rain water leaders, fireproofing, and mechanical ducts, etc. interfering with the erection of structural steel.

10. Proposal excludes any provision for temporary safety devices, i.e. safety cable of any type (with or without toe plate) or barricades of any type.
11. Fully vacate work areas from store employees, customer store products, isle rack, and any type of existing obstruction that may delay the process of erection or create a safety hazard in existing subject work areas.
12. Others are to protect all existing glass on adjacent structures, walkway between structures and walkway over Street.

**Subject to terms and conditions hereby referred to and made a part of this proposal.**

**SUBCONTRACT:**

1. **Steel Fabricators, LLC reserves its right to review and modify General Contractor's standard form of subcontract prior to performance of the work.**

**TERMS OF PAYMENT:**

1. **Mill, warehouse or stock material received at our plant will be invoiced monthly.**
2. **Seller is entitled to payment of fabricated materials stored at Seller plant or marshaling yard, or jobsite, on a monthly basis.**
3. **Payment terms for furnish and install contracts: Net 30 days, 10% retainage if required, to be reduced to 5% upon 50% completion of Seller's scope of work.**
4. **Final payment due 90 days from completion of Seller's scope of work. (Note: Continuance of other trades constitutes acceptance of structural steel frame.)**
5. **No retainage is to be held on change orders.**
6. **Buyer agrees to pay interest at 18% per annum, to begin accruing 30 days from invoice date, on all overdue invoices.**

**This proposal when accepted by the Buyer and approved by an officer and/or credit department of Steel Fabricators, LLC becomes a contract in full force and binding on both parties.**

**PAINT: STEEL FABRICATOR STANDARD PRIMER**

**STEEL FABRICATORS, LLC**
**SALESMAN: SHANE RUSSELL**
**DATE: 5/21/25**
**QUOTE #: 2025-1072**

**BUYERS ACCEPTANCE:**
**BY:** _____
**DATE:** _____

# Universal Painting Corporation

***Fax Bid Form***

**To:**

**Company:** **PCL Construction**

Fax #: Phone #:

From: **Dave Billingsley** Direct Phone: (864) 844-3512 Email: dbillingsley@universalpainting.com

Bid Date 12-Nov-25 2:00 PM Submitted Date 12-Nov-25

**Project:** **Manatee County SERWRF Capacity Improvements Phase B**

**Addenda Received:** **None**

## Our Proposal includes the following:

Per Plans and Specification as shown for the Divisions listed below,

**Base Bid by Specification Section:**

| Division | Description of Work (Listed by Area) | Amount |
|---|---|---|
| 0 9900 - Painting, | Electrical Bldg 4 | $23,541 |
| 0 9900 - Painting, | Oxidation Ditch 3 and Aerobic Basins | $19,626 |
| 0 9970 - Surface Protection Spray System, | AGS Tank | $3,740,031 |
| 0 9900 - Painting, | Blowers and Generator Area | $69,174 |
| Mobilization, General Conditions, Submittals, Contingency and Punch Out | | $142,230 |
| | **TOTAL PROPOSED AMOUNT** | **$3,994,603** |

| Number | Description of Work | |
|---|---|---|
| 0 7100 | Joint Sealants | $125,208 |

| | Yes | No | | Yes | No |
|---|---|---|---|---|---|
| Bonds Included? | | XX | Materials & Labor | XX | |
| Proposal valid for | 60 days | | Labor Only | | XX |
| Per Plans & Specs? | XX | | Terms 2% NET 10, NET 15 | XX | |
| Certified MBE or WBE? | | XX | Retainage Held per Projects state law | XX | |
| Visited Job-Site? | | XX | Crew Days | | 923 |

Confidential

**4196 Merchant Plaza #459 Lake Ridge, VA 22192 Phone (864) 844-3512 Fax (863) 594-1905**

**C:\Users\seipl\Documents\Bids\2025\11-Nov\FL Manatee County SERWRF Capacity Imp Phase B\Manatee County SERWRF Capacity Improvements Phase B**

# Universal Painting Corporation

***Fax Bid Form***

**4196 Merchant Plaza #459 Lake Ridge, VA 22192  Phone (864) 844-3512  Fax (863) 594-1905**

**C:\Users\seipl\Documents\Bids\2025\11-Nov\FL Manatee County SERWRF Capacity Imp Phase B\Manatee County SERWRF Capacity Improvements Phase B**

# Universal Painting Corporation

***Fax Bid Form***

**Exclusions/Notes:**

Proposal is based on a 40-hour workweek, Electricity and Potable Water shall be supplied within 100 feet of the work area by GC or CMAR, Blast Media shall remain on ground, All Metals are to be prepared and shop primed by GC/CMAR or their suppliers, Exclude Aluminum in contact with concrete, Exclude all Manholes unless stated above, Exclude all labels other than stencils and color coding on piping field painted by UPC only, Exclude all pipe interiors, All water retaining structures shall be clean and maintained dry by GC/CMAR, All crane lifts and assistance with unloading materials and equipment shall be provide by GC/CMAR, Exclude FRP Ducts, Piping & Scrubbers, Payments beyond 45 days is subject to a 1.5% Fee, This proposal and work scope shall become part of the contract and any unlisted work shall be done on a change order, Guarantee shall be 1 year from date of acceptance not to exceed 18 months from date of installation, Bid price based on UPC standard wages. If Davis Bacon required, please contact us prior to bid date., Exclude all buried pipe, No Enviroment Controls, Exclude all lead and asbestos abatement , All damaged/abraded,field welded, and beyond maximum recoat window items that were shop/factory pre-finished will be repaired on a lump sum change order basis outside this scope, If factory/shop primed items are noncompatible with the specified paint system, the barrier coat or removal and re-prime shall be done on a lump sum change order basis, Environmental Considerations: No containment of the work surfaces are planned. Heat for working in inclement weather has not been included. Ambient and Substrate temperature must be within manufacturers products data sheets, Includes standard provisions for General Liability and Workers Comp. If additional endorsements are required, additional costs will apply, Painting of pipe prior to being insulated is specifically excluded, If nuts and bolts on piping are not required to be painted a change order will be required., Third Party NACE inspection excluded, Manufacturer's inspections limited to hold point inspections only(after pre cleaning and surface preparation, after primer application, after intermediate coat application, and after final coat application with final cure and testing if required)., Pricing is not stand-alone without approval,

Above proposed amount is based on that all work must be substantially completed before 12-Feb-28
Any work beyond the above stated date may be subject to a price increase.

Confidential

**4196 Merchant Plaza #459 Lake Ridge, VA 22192 Phone (864) 844-3512 Fax (863) 594-1905**

# Bid

**Quote Number: 101245459v3**
Use quote number at time of order to ensure that you receive prices quoted

Hach
PO Box 608
Loveland, CO 80539-0608
Phone: (800) 227-4224
Email: quotes@hach.com
Website: www.hach.com

Quote Date: 14-May-2026 Quote Expiration: 13-Jun-2026

PCL Construction

Name: Bill Naramore
Phone: 8134251459
Email: WENaramore@pcl.com

Customer Quote Reference: Manatee County SERWRF Capacity Improvements

Sales Contact: Andrew Roach Email: Andrew.Roach@hach.com Phone: 727-336-1862

## PRICING QUOTATION

| Line | Part Number | Description | Qty | Net Unit Price | Extended Price |
|---|---|---|---|---|---|
| | | Please reference clarification comments within quotation | | | |
| | | Note: Specifications note the AGS Vendor will be providing the Aerobic Granular Sludge System. The instrumentation schedule has noted that most of the instrumentation is to be provided by the AGS vendor. Hach has reached out for clarification and has not received any response. Therefore Hach is going by the instrumentation list and only quoting the pH analyzer and Sampler for the Headworks Influent noted to be supplied by CS Contractor. Note: Throughout the 996 pages of documentation on this project there are extremely limited specifications for instrumentation other than the sampler. Hach has quoted the above instrumentation however quote recipient is responsible to verify requirements. | | | |
| **pH Analyzer** | | | | | |
| 1 | DPD1P1 | pHD sc: Digital pH sensor with glass differential electrode, sc compatibility, PEEK®, Convertible Mount. Standard lead time 7 days. | 1 | 1,272.06 | 1,272.06 |
| 2 | MH236B00Z | CPVC Immersion Handrail Mounting Hardware, 1", pHD Series. Standard lead time 3 days. | 1 | 732.60 | 732.60 |
| | | One year supply of manufacturing recommended spare parts listed below | | | |
| 3 | SB-P1SV | Salt bridge PEEK, PVDF junctions, for pHD sensor. Standard lead time 3 days. | 2 | 102.86 | 205.72 |

| Line | Part Number | Description | Qty | Net Unit Price | Extended Price |
|---|---|---|---|---|---|
| 4 | 25M1A1025-115 | Standard Cell Solution, Concentrated pH 7.0 Buffer (Equi-Transferrant), 500 mL. Standard lead time 3 days. | 1 | 94.72 | 94.72 |
| 5 | 2947600 | Buffer Solution Kit, Color-coded, pH 4.01, pH 7.00 and pH 10.01, 500 mL. Standard lead time 0 days. | 1 | 31.29 | 31.29 |
| 6 | LXV525.99Z11551 | SC4500 Controller, Prognosys, 5x mA Output, 2 digital Sensors, 24 VDC, without plug. Standard lead time 3 days. | 1 | 2,723.94 | 2,723.94 |
| 7 | LXZ524.99.00036 | Mounting hardware with sunroof. Standard lead time 22 days. | 1 | 521.70 | 521.70 |
| 8 | LXZ524.99.00004 | SC4x00 UV Protection Screen. Standard lead time 3 days. | 1 | 188.70 | 188.70 |
| 9 | 891901 | TAG, # AE/AIT-10001. Standard lead time 15 days. | 1 | 76.96 | 76.96 |
| | | | | Subtotal | $ 5,847.69 |
| **Section 13310, 2.14 Sampler** | | | | | |
| 10 | ASA.CXXX2111XX | AS950 All Weather Refrigerated Sampler, 115 V, Heater, AC Power Backup, Composite 20 L PE Bottle, Vinyl Tubing. Standard lead time 20 days. | 1 | 9,040.57 | 9,040.57 |
| | | One year supply of manufacturing recommended spare parts listed below | | | |
| 11 | 6494 | Container, 5.5 Gallon (21 Liter) Polyethylene. Standard lead time 16 days. | 1 | 151.69 | 151.69 |
| 12 | 920 | Vinyl Tubing, Intake, 3/8 inch Interior Diameter, 25 ft. Standard lead time 3 days. | 1 | 85.47 | 85.47 |
| 13 | 4600-15 | Silicone Pump Tubing, 3/8" Inner Diameter, 15 ft. Roll. Standard lead time 7 days. | 1 | 157.85 | 157.85 |
| 14 | 926 | Strainer, PTFE/Stainless Steel. Standard lead time 3 days. | 1 | 123.20 | 123.20 |
| 15 | 8849 | Desiccant bag for 900Max controller. Standard lead time 10 days. | 2 | 11.74 | 23.48 |
| 16 | 891901 | TAG, # CS-10001. Standard lead time 15 days. | 1 | 80.08 | 80.08 |
| | | | | Subtotal | $ 9,662.34 |
| **Services** | | | | | |
| 17 | WRTUPGGLPHORP | First Year WarrantyPlus Service Agreement includes: One start-up OR one PM/Calibration on site per year; all parts, labor, and travel for on-site, factory recommended maintenance (including required parts), unlimited technical support calls, and free firmware update | 1 | 299.00 | 299.00 |
| 18 | PMP-GLPHORP-4V | Second year PMP-GLI pH ORP PROBE 4V-(FRV 1) | 1 | 1,283.36 | 1,283.36 |
| 19 | PMP-GLPHORP-4V | Third year PMP-GLI pH ORP PROBE 4V-(FRV 1) | 1 | 1,332.72 | 1,332.72 |
| 20 | WRTUPGSC4500 | First year WarrantyPlus Partnership provides full coverage, including parts, labor, and travel for instrument startup or one preventative maintenance visit, and on-site repairs with priority status. sc4500 | 1 | 316.00 | 316.00 |
| 21 | FSPSC4500 | Second year Field Service Partnership provides full coverage, including parts, labor, and travel for one preventative maintenance visit per year and on-site repairs with priority status. | 1 | 379.60 | 379.60 |
| 22 | FSPSC4500 | Third year Field Service Partnership provides full coverage, including parts, labor, and travel for one preventative maintenance visit per year and on-site repairs with priority status. | 1 | 394.20 | 394.20 |
| 23 | WRTUPGAS950 | First year WarrantyPlus Service Partnership provides full coverage, including parts, labor, and travel for instrument startup OR one preventative maintenance visit, and on-site repairs with priority status. Coverage only includes AS950 Controller. For refrigeration system coverage use FSPREFRIG. | 1 | 891.00 | 891.00 |
| 24 | FSPREFRIG | First year Field Service Partnership provides full coverage, including parts, labor, and travel for one preventative maintenance visit per year and on-site repairs. Coverage only includes refrigeration system. Separate coverage available for sampler controller. | 1 | 541.00 | 541.00 |
| 25 | FSPAS950 | Second year Field Service Partnership provides full coverage, including parts, labor, and travel for one preventative maintenance visit per year and on-site repairs with priority status. Coverage only includes AS950 Controller. For refrigeration system coverage use FSPREFRIG. | 1 | 1,060.80 | 1,060.80 |
| 26 | FSPREFRIG | Second year Field Service Partnership provides full coverage, including parts, labor, and travel for one preventative maintenance visit per year and on-site repairs. Coverage only includes refrigeration system. Separate coverage available for sampler controller. | 1 | 562.64 | 562.64 |
| 27 | FSPAS950 | Third year Field Service Partnership provides full coverage, including parts, labor, and travel for one preventative maintenance visit per year and on-site repairs with priority status. Coverage only includes AS950 Controller. For refrigeration system coverage use FSPREFRIG. | 1 | 1,101.60 | 1,101.60 |
| 28 | FSPREFRIG | Third year Field Service Partnership provides full coverage, including parts, labor, and travel for one preventative maintenance visit per year and on-site repairs. Coverage only includes refrigeration system. Separate coverage available for sampler controller. | 1 | 584.28 | 584.28 |

| Line | Part Number | Description | Qty | Net Unit Price | Extended Price |
|---|---|---|---|---|---|
| | | Per Section 13300, 3.08 Hach standard on-site classroom training has been quoted. | | | |
| 29 | TRD21750-1 | Onsite Custom Training - 1 day | 1 | 7,584.00 | 7,584.00 |
| | | | | Subtotal | $ 16,330.20 |
| | | | | Grand Total | $ 31,840.23 |

# NOTES

****NOTE: FREIGHT IS NOT INCLUDED IN THE GRAND TOTAL PRICE****

See attached freight schedule for estimated charges

Hach is providing a quotation for the instrumentation above. Hach is not responsible for any other requirements outside of the instrumentation quoted above. The instrumentation is based on the written specifications provided.

For further clarification, see attached document, project clarifications.

## Project Clarifications

As an instrument manufacturing company Hach can only be responsible for supplying the pertinent analytical instrumentation as well as any required manufacturer startup services or training. All other project requirements will be the responsibility of the contractor/integrator.

Pricing has been offered based on the instrument specifications provided to Hach Company. It will be the responsibility of the requestor to verify that all instrumentation and quantities offered are accurate. If it is found there are any discrepancies it will be the responsibility of the requestor to obtain revised pricing as required from Hach Company.

Listed below are the required project clarifications that need to be reviewed and verified by the requestor. It is the responsibility of the requestor to ensure all instrumentation requirements for the project have been addressed.

**PART 1 – GENERAL PROJECT REQUIREMENTS:**

Hach Company is a manufacturer and has only reviewed the sections that are pertinent to us. The following sections have been reviewed:

Section 13300

Section 13310

If there is other pertinent project information, it is the responsibility of the requestor to supply Hach Company with the additional sections containing the information related to the products and services offered.

Standard Hach Company submittal packages, O&M manuals, and drawings can be supplied at the request of the customer. Custom formatting of any submittal packages, data sheets, manuals, or drawings is not available. Documentation can be supplied electronically via email. Documentation cannot be downloaded to any type of FTP or 3rd party site. Hard copy manuals are no longer available. Manuals can be downloaded from Hach's Web-Site www.hach.com

for no additional charge.

The instrumentation has been offered with standard warranty terms. Extended warranties for up to a (3) year warranty term can be purchased for an additional charge if required. All warranties go into effect the day the instrumentation ships from the factory.

If warranty is up to Substantial completion date, quote recipient is responsible to verify required term as Hach was not provided the required substantial completion date.

Per Section 13300, 3.09 a three year warranty is required. Specifications also note the requirement for service contracts. Therefore Hach has quoted three years of Hach standard Service programs. Please note the first year includes Hach standard startup services.

**PART 2 – PRODUCT:**

**GENERAL REQUIREMENTS:**

The instrumentation is supplied with the necessary fuses; however, it will be the responsibility of the contractor/integrator to supply any required surge or lightning protection as Hach Company cannot supply these items.

Hach Company is an instrument manufacturer and is unable to supply any type of instrument enclosures such as, but not limited to: NEMA 4X Stainless Steel, any type of Stainless Steel Enclosure, Enclosures with Heating or Cooling elements, or Enclosures with Condensers, instrument back panels, or instrument racks. These items will need to be supplied by the integrator/contractor.

Digital inputs: four digital inputs are available with the IO9004 module

The module has been quoted the additional sensors have not been quoted as specifications were not provided. Specifications has noted, shall allow these functions. Quote recipient responsible to determine requirements as a new quotation may be required

Note: Hach takes exception to 2.14, K the AS950 AWRS is not capable of providing Ethernet/IP Communication

2.14, L: Specifications do not provide the required length of the intake tubing. The AS950 AWRS has been quoted with 35 ft of vinyl intake tubing. Longer lengths are available if required at additional cost. Quote recipient is responsible to verify requirements. The AS950 AWRS has been quoted with a stainless steel/Teflon strainer.

Note: Specifications did not provide the required bottle configuration of the sampler. The AS950 AWRS has many different bottle configurations available. Hach has quoted the AS950 AWRS with the composite one bottle 5.5 gallon bottle configuration that includes the full bottle shut off. If any other configuration is required a new quotation must be provided. Quote recipient is responsible to verify requirements.

2.14, P: Per Section 13310, 2.02 a one year supply of manufacturing recommended spare parts have been quoted. Verify requirements.

2.14, Q: Per Section 13300, 3.09 a three year warranty is required. Specifications also note the requirement for service contracts. Therefore Hach has quoted three years of Hach standard Service programs, which includes Hach standard start up services in the first year.

Per Section 13300, 3.08 Hach has quoted Classroom training. Verify requirements

**PART 3 – EXECUTION:**

Per Section 13300, 3.09 three years of Hach Company has offered Warranty Service programs The comprehensive warranty upgrade covers one year from time of shipment and includes: Instrument start-up, all parts, labor, and travel for on-site repairs, calibrations (depending on instrument), factory recommended maintenance (including required parts), unlimited technical support calls, and free firmware updates. On-site response for "down" instrument repairs is typically 3 business days. Standard business hours are 8am-5pm M-F local time, excluding holidays. Please see service terms and conditions for additional details on our service plans, and to ensure you have an opportunity to review our environmental and safety requirements

If standard O&M training is also required, and can be performed during start-up services no additional charges will apply. The standard O&M training is limited to familiarizing personnel with the hardware, instruction on day-today operations, preventative and regular maintenance, trouble shooting and system diagnostics. If any additional training other than standard O&M training is required, or if training is to be performed at any other time than during start-up services, additional charges will apply. If additional training is required Hach Company reserves the right to review all requirements prior to acceptance. The Hach Company has exclusive rights to all training. Neither services nor training can be recorded (audio and/or video) for future use.

If it is found additional days of startup services will be required they will be added for an additional charge. If the startup is not performed in consecutive days, additional travel charges may apply.

Hach Company is not able to provide any installation services.

Per Section 13300, 3.08 Hach standard on-site classroom training has been quoted. Pricing may vary based on training requirements. Please note Hach training can only be provided as outlined below. Exception taken to any other requirements

- The exact length of the class will be determined by a Hach Company Instructor.
- Hach Company will prepare a detailed syllabus once the training is scheduled.
- Handouts will be provided to each attendee.
- Price includes instructor preparation time and travel expenses.
- Class must be scheduled a minimum of 4-6 weeks in advance and is based on Hach Company Instructor availability.
- The Hach Company has exclusive rights to this training course and it cannot be recorded (audio and/or video) for future use.

Hach Company is not bidding any other instrumentation or requirements listed within the bidding documentation.

Hach Company payment terms are Net (30) days from invoice date and Retainage Terms of any kind will not be accepted for any order resulting from this quotation.

Hach Company standard terms and conditions will apply to any order or contract that may result from this bid.

## TERMS OF SALE

**Freight:** Ground Prepay and Add

**FOB:** Origin

**ALL LEAD TIMES ARE ESTIMATED AND NOT GUARANTEED.**

**All purchases of Hach Company products and/or services are expressly and without limitation subject to Hach Company's Terms & Conditions of Sale ("Hach TCS"), incorporated herein by reference and published on Hach Company's website at www.hach.com/terms. Hach TCS are contained directly and/or by reference in Hach's offer, order acknowledgment, and invoice documents. The first of the following acts constitutes an acceptance of Hach's offer and not a counteroffer and creates a contract of sale "Contract" in accordance with the Hach TCS: (i) Buyer's issuance of a purchase order document against Hach's offer; (ii) acknowledgement of Buyer's order by Hach; or (iii) commencement of any performance by Hach pursuant to Buyer's order. Provisions contained in Buyer's purchase documents (including electronic commerce interfaces) that materially alter, add to or subtract**

**from the provisions of the Hach TCS are not part of the Contract.**

**Due to International regulations, a U.S. Department of Commerce Export License may be required. Hach reserves the right to approve specific shipping agents. Wooden boxes suitable for ocean shipment are extra. Specify final destination to ensure proper documentation and packing suitable for International transport. In addition, Hach may require : 1). A statement of intended end-use; 2).Certification that the intended end-use does not relate to proliferation of weapons of mass destruction (prohibited nuclear end use, chemical / biological weapons, missile technology); and 3). Certification that the goods will not be diverted contrary to U.S. and/or applicable laws in force in Buyer's jurisdiction.**

ORDER TERMS:
Terms are Subject to Credit Review
In order for Hach to process the order as quickly as possible, please provide the following information.
• Complete Billing address.
• Complete Shipping address.
• Part numbers and quantities of items being ordered.
• Please reference the quotation number on your purchase order

If the order is over $25,000 Hach will also require the following additional information.
• Pricing
• Purchase Order Number
• Freight terms and INCO term FOB Origin or FCA Shipping Point
• Required delivery date
• Vendor name should specify "Hach Company" with the Loveland address:
    o Hach, PO Box 389, Loveland, CO 80539
• Credit terms of payment. Default payment terms are Net 30.
• Indicate if order needs to ship complete or if it can ship partial.
• Tax status
• Special invoicing instructions

Sales tax is not included on quote. Applicable sales tax will be added to the invoice based on the U.S. destination, if applicable provide a resale/exemption certificate.
Shipments will be prepaid and added to invoices unless otherwise specified.
Equipment quoted operates with standard U.S. supply voltage.
Hach standard terms and conditions apply to all sales.
Additional terms and conditions apply to orders for service partnerships.
Prices do not include delivery of product. Reference attached Freight Charge Schedule and Collect Handling Fees.
This Quote is good for a one time purchase
Virtual and/or on-site training must be scheduled/completed within 30 days of order, or the price will be subject to change.


Sales Contact:

| | |
|---|---|
| Name: | Andrew Roach |
| Title: | Regional Sales Manager |
| Phone: | 727-336-1862 |
| Email: | Andrew.Roach@hach.com |

**HACH** COMPANY

***Headquarters***
5600 Lindbergh Drive
Loveland, CO 80538-8842

***Purchase Orders***
PO Box 608
Loveland, CO 80539-0608

***WebSite***: www.hach.com

***U.S.A.***
Phone: 800-227-4224
Fax: 970-669-2932
E-Mail: orders@hach.com
quotes@hach.com
techhelp@hach.com

***Export***
Phone: 970-669-3050
Fax: 970-461-3939
Email: intl@hach.com

***Remittance***
E-mail: ach@hach.com

Checks: 2207 Collection Center Drive, Chicago, IL 60693

***Wire Transfers:***
Bank of America
231 S. LaSalle St.
Chicago, IL 60604
Account: 8765602385
Routing (ACH/EFT): 071923284
Routing (Dom Wires): 026009593
Swift Code Intl Wires: BOFAUS3N

**Quotation Addendum**

## ADVANTAGES OF WORKING WITH HACH

| ***Hach Service*** | ***Pick&Ship™*** | ***Technical Support*** |
|---|---|---|
| *Protect your investment & peace of mind*<br>✓ A global partner who understands your needs<br>✓ Delivers timely, high-quality service you can trust<br>✓ Provides team of unique experts to help you maximize instrument uptime<br>✓ Ensure data integrity<br>✓ Maintain operational stability<br>✓ Reduce compliance risk<br><br>www.hach.com/service-contracts | *Pick&Ship™ Program offers a better way to keep your supplies in stock*<br>✓ **Convenience** of one purchase order for the entire year<br>✓ **Flexibility** to change, cancel or create new orders<br>✓ **Savings** from locking in prices & thus avoiding price surges and rush charges<br>✓ **Peace of mind** with automatic, reliable shipments just as you need them<br><br>www.Hach.com/pickandship | *Provides post-sale instrumentation and application support*<br>✓ Hach's highly skilled Technical Support staff is dedicated to helping you resolve technical issues before, during and after the sale.<br>✓ Available via phone, e-mail, or live online chat at Hach.com!<br>✓ Fast access to answers at https://support.hach.com<br>✓ Toll-free phone: 800-227-4224<br>✓ E-mail: techhelp@hach.com<br><br>www.Hach.com |

## ADVANTAGES OF SIMPLIFIED SHIPPING AND HANDLING

| ***Safe & Fast Delivery*** | ***Save Time – Less Hassle*** | ***Save Money*** |
|---|---|---|
| ✓ Receive tracking numbers on your order acknowledgement<br>✓ Hach will assist with claims if an order is lost or damaged in shipment | ✓ No need to set up deliveries for orders or to schedule pickup<br>✓ Hach ships order as product is available, at no additional charge, when simplified shipping and handling is used. | ✓ No additional invoice to process – save on time and administrative costs<br>✓ Only pay shipping once, even if multiple shipments are required |

**STANDARD SIMPLIFIED SHIPPING AND HANDLING CHARGES** [1, 2, 3, 4] *Pricing Effective 7/13/2024*

| Total Price of Merchandise Ordered | Standard Surface (Mainland USA) | Second Day Delivery (Mainland USA) | Next Day Delivery (Mainland USA) | Second Day Delivery (Alaska & Hawaii) | Next Day Delivery (Alaska & Hawaii) | **Collect** [4] Handling Fee *Effective 7/13/2024* |
|---|---|---|---|---|---|---|
| $0.00 - $49.99 | $10.75 | $26.89 | $50.14 | $43.15 | $82.02 | $8.00 |
| $50.00 - $149.99 | $12.90 | $38.02 | $71.75 | $54.52 | $103.65 | $8.00 |
| $150.00 - $349.99 | $15.05 | $40.15 | $81.79 | $55.37 | $106.26 | $8.00 |
| $350.00 - $649.99 | $17.20 | $44.98 | $89.44 | $56.22 | $108.87 | $8.00 |
| $650.00 - $949.99 | $17.20 | $54.49 | $112.39 | $66.20 | $128.13 | $8.00 |
| $950.00 - $1,999.99 | $30.10 | $64.01 | $135.34 | $76.17 | $147.38 | $8.00 |
| $2,000.00 - $3,999.99 | $30.10 | $79.14 | $165.12 | $91.12 | $176.99 | $8.00 |
| $4,000.00 - $5,999.99 | $53.75 | $94.27 | $194.90 | $106.06 | $206.59 | $8.00 |
| $6,000.00 - $7,999.99 | $64.50 | $108.99 | $225.36 | $118.80 | $229.04 | $8.00 |
| $8,000.00 - $9,999.99 | $96.75 | $162.82 | $318.16 | $174.21 | $330.40 | $8.00 |
| Over $10,000 | 1.0% of Net Order Value | 1.8% of Net Order Value | 2.8% of Net Order Value | 1.8% of Net Order Value | 2.8% of Net Order Value | $8.00 |

1 Shipping & Handling charges shown are only applicable to orders billing and shipping to U.S. destinations. Shipping & Handling charges will be prepaid and added to invoice. Shipping & Handling for the Pick&Ship Program is charged on each shipment release and is based on the total price of each shipment release. Shipping & Handling charges are subject to change without notice.

2 Additional Shipping & Handling charges will be applied to orders containing bulky and/or especially heavy orders. Refrigerated and all weather Samplers do not qualify for simplified Shipping & Handling charges, and are considered heavy products. Dissolved Oxygen Sensors can be damaged if exposed to temps below freezing, causing sensor failure. Must be shipped over night or 2nd day air during the cold weather months.

3 Orders shipping to Alaska or Hawaii: Additional Shipping & Handling charges may be applied at time of order processing. Second Day and Next Day delivery is not available to all destinations.

4 Hach Company will assess a collect handling fee on orders with collect shipping terms. This handling fee covers the additional costs that Hach Company incurs from processing and managing collect shipments.

Due to variations in component characteristics, regulatory transportation requirements and/or associated shipping and handling costs, individual kit components may or may not be packaged together in a single carton at time of final packaging and shipping.

## SALES TAX

Sales Tax is not included in the attached quotation. Applicable sales and usage taxes will be added to your invoice, at the time of order, based on U.S. destination of goods, unless a valid resale/exemption certificate for destination state is provided to the above address or fax number, attention of the Tax Dept.

# TERMS & CONDITIONS OF SALE FOR HACH COMPANY PRODUCTS AND SERVICES

This document sets forth the Terms & Conditions of Sale for goods manufactured and/or supplied, and services provided, by Hach Company of Loveland, Colorado ("Hach") and sold to the original purchaser thereof ("Buyer"). Unless otherwise specifically stated herein, the term "Hach" includes only Hach Company and none of its affiliates. Unless otherwise specifically stated in a previously-executed written purchase agreement signed by authorized representatives of Hach and Buyer, these Terms & Conditions of Sale establish the rights, obligations and remedies of Hach and Buyer which apply to this offer and any resulting order or contract for the sale of Hach's goods and/or services ("Products").

1. APPLICABLE TERMS & CONDITIONS: These Terms & Conditions of Sale are contained directly and/or by reference in Hach's offer, order acknowledgment, and invoice documents. The first of the following acts constitutes an acceptance of Hach's offer and not a counteroffer and creates a contract of sale ("Contract") in accordance with these Terms & Conditions: (i) Buyer's issuance of a purchase order document against Hach's offer; (ii) acknowledgement of Buyer's order by Hach; or (iii) commencement of any performance by Hach pursuant to Buyer's order. Provisions contained in Buyer's purchase documents (including electronic commerce interfaces) that materially alter, add to or subtract from the provisions of these Terms & Conditions of Sale are not a part of the Contract.

2. CANCELLATION: Buyer may cancel goods orders subject to fair charges for Hach's expenses including handling, inspection, restocking, freight and invoicing charges as applicable, provided that Buyer returns such goods to Hach at Buyer's expense within thirty (30) days of delivery and in the same condition as received. Buyer may cancel service orders on ninety (90) day's prior written notice and refunds will be prorated based on the duration of the service plan. Inspections and re-instatement fees may apply upon cancellation or expiration of service programs. Seller may cancel all or part of any order prior to delivery without liability if the order includes any Products that Seller determines may not comply with export, safety, local certification, or other applicable compliance requirements.

3. DELIVERY: Delivery will be accomplished FCA Hach's facility located in Ames, Iowa or Loveland, Colorado, or Romeoville, Illinois United States (Incoterms 2020). Legal title and risk of loss or damage pass to Buyer upon transfer to the first carrier. Hach will use commercially reasonable efforts to deliver the Products ordered herein within the time specified on the face of this Contract or, if no time is specified, within Hach's normal lead-time necessary for Hach to deliver the Products sold hereunder. Upon prior agreement with Buyer and for an additional charge, Hach will deliver the Products on an expedited basis. Standard service delivery hours are 8 am – 5 pm Monday through Friday, excluding holidays.

4. INSPECTION: Buyer will promptly inspect and accept any Products delivered pursuant to this Contract after receipt of such Products. In the event the Products do not conform to any applicable specifications, Buyer will promptly notify Hach of such nonconformance in writing. Hach will have a reasonable opportunity to repair or replace the nonconforming product at its option. Buyer will be deemed to have accepted any Products delivered hereunder and to have waived any such nonconformance in the event such a written notification is not received by Hach within thirty (30) days of delivery.

5. PRICES & ORDER SIZES: All prices are in U.S. dollars and are based on delivery as stated above. Prices do not include any charges for services such as insurance; brokerage fees; sales, use, inventory or excise taxes; import or export duties; special financing fees; VAT, income or royalty taxes imposed outside the U.S.; consular fees; special permits or licenses; or other charges imposed upon the production, sale, distribution, or delivery of Products. Buyer will either pay any and all such charges or provide Hach with acceptable exemption certificates, which obligation survives performance under this Contract. Hach reserves the right to establish minimum order sizes and will advise Buyer accordingly.

6. PAYMENTS: All payments must be made in U.S. dollars. For Internet orders, the purchase price is due at the time and manner set forth at www.hach.com. Invoices for all other orders are due and payable NET 30 DAYS from date of the invoice without regard to delays for inspection or transportation, with payments to be made by check to Hach at the above address or by wire transfer to the account stated on the front of Hach's invoice, or for customers with no established credit, Hach may require cash or credit card payment in advance of delivery. In the event payments are not made or not made in a timely manner, Hach may, in addition to all other remedies provided at law, either: (a) declare Buyer's performance in breach and terminate this Contract for default; (b) withhold future shipments until delinquent payments are made; (c) deliver future shipments on a cash-with-order or cash-in-advance basis even after the delinquency is cured; (d) charge interest on the delinquency at a rate of 1-1/2% (one and one half percent) per month or the maximum rate permitted by law, if lower, for each month or part thereof of delinquency in payment plus applicable storage charges and/or inventory carrying charges; (e) repossess the Products for which payment has not been made; (f) recover all costs of collection including reasonable attorney's fees; or (g) combine any of the above rights and remedies as is practicable and permitted by law. Buyer is prohibited from setting off any and all monies owed under this from any other sums, whether liquidated or not, that are or may be due Buyer, which arise out of a different transaction with Hach or any of its affiliates. Should Buyer's financial responsibility become unsatisfactory to Hach in its reasonable discretion, Hach may require cash payment or other security. If Buyer fails to meet these requirements, Hach may treat such failure as reasonable grounds for repudiation of this Contract, in which case reasonable cancellation charges shall be due Hach. Buyer grants Hach a security interest in the Products to secure payment in full, which payment releases the security interest but only if such payments could not be considered an avoidable transfer under the U.S. Bankruptcy Code or other applicable laws. Buyer's insolvency, bankruptcy, assignment for the benefit of creditors, or dissolution or termination of the existence of Buyer, constitutes a default under this Contract and affords Hach all the remedies of a secured party under the U.C.C., as well as the remedies stated above for late payment or non-payment. See ¶20 for further wire transfer requirements.

7. LIMITED WARRANTY: Hach warrants that Products sold hereunder will be free from defects in material and workmanship and will, when used in accordance with the manufacturer's operating and maintenance instructions, conform to any express written warranty pertaining to the specific goods purchased, which for most Hach instruments is for a period of twelve (12) months from delivery. Hach warrants that services furnished hereunder will be free from defects in workmanship for a period of ninety (90) days from the completion of the services. Parts provided by Hach in the performance of services may be new or refurbished parts functioning equivalent to new parts. Any non-functioning parts that are repaired by Hach shall become the property of Hach. No warranties are extended to consumable items such as, without limitation, reagents, batteries, mercury cells, and light bulbs. **All other guarantees, warranties, conditions and representations, either express or implied, whether arising under any statute, law, commercial usage or otherwise, including implied warranties of merchantability and fitness for a particular purpose, are hereby excluded.** The sole remedy for Products not meeting this Limited Warranty is replacement, credit or refund of the purchase price. This remedy will not be deemed to have failed of its essential purpose so long as Hach is willing to provide such replacement, credit or refund.

8. INDEMNIFICATION: Indemnification applies to a party and to such party's successors-in-interest, assignees, affiliates, directors, officers, and employees ("Indemnified Parties"). Hach is responsible for and will defend, indemnify and hold harmless the Buyer Indemnified Parties against all losses, claims, expenses or damages which may result from accident, injury, damage, or death due to Hach's breach of the Limited Warranty. Buyer is responsible for and will defend, indemnify and hold harmless the Hach Indemnified Parties against all losses, claims, expenses or damages which may result from accident, injury, damage, or death due to negligence, misuse or misapplication of any goods or services, violations of law, or the breach of any provision of this Contract by the Buyer, its affiliates, or those employed by, controlled by or in privity with them. Buyer's workers' compensation immunity, if any, does not preclude or limit its indemnification obligations.

9. PATENT PROTECTION: Subject to all limitations of liability provided herein, Hach will, with respect to any Products of Hach's design or manufacture, indemnify Buyer from any and all damages and costs as finally determined by a court of competent jurisdiction in any suit for infringement of any U.S. patent (or European patent for Products that Hach sells to Buyer for end use in a member state of the E.U.) that has issued as of the delivery date, solely by reason of the sale or normal use of any Products sold to Buyer hereunder and from reasonable expenses incurred by Buyer in defense of such suit if Hach does not undertake the defense thereof, provided that Buyer promptly notifies

Hach of such suit and offers Hach either (i) full and exclusive control of the defense of such suit when Products of Hach only are involved, or (ii) the right to participate in the defense of such suit when products other than those of Hach are also involved. Hach's warranty as to use patents only applies to infringement arising solely out of the inherent operation of the Products according to their applications as envisioned by Hach's specifications. In case the Products are in such suit held to constitute infringement and the use of the Products is enjoined, Hach will, at its own expense and at its option, either procure for Buyer the right to continue using such Products or replace them with non-infringing products, or modify them so they become non-infringing, or remove the Products and refund the purchase price (prorated for depreciation) and the transportation costs thereof. The foregoing states the entire liability of Hach for patent infringement by the Products. Further, to the same extent as set forth in Hach's above obligation to Buyer, Buyer agrees to defend, indemnify and hold harmless Hach for patent infringement related to (x) any goods manufactured to the Buyer's design, (y) services provided in accordance with the Buyer's instructions, or (z) Hach's Products when used in combination with any other devices, parts or software not provided by Hach hereunder.

10. TRADEMARKS AND OTHER LABELS: Buyer agrees not to remove or alter any indicia of manufacturing origin or patent numbers contained on or within the Products, including without limitation the serial numbers or trademarks on nameplates or cast, molded or machined components.

11. SOFTWARE AND DATA. All licenses to Hach's separately-provided software products are subject to the separate software license agreement(s) accompanying the software media and/or included as an Appendix to these Terms & Conditions of Sale. Except to the extent such express licenses conflict with the remainder of this paragraph, the following also applies relative to Hach's software: Hach grants Buyer only a personal, non-exclusive license to access and use the software provided by Hach with Products purchased hereunder solely as necessary for Buyer to enjoy the benefit of the Products. A portion of the software may contain or consist of open source software, which Buyer may use under the terms and conditions of the specific license under which the open source software is distributed. Buyer agrees that it will be bound by all such license agreements. Title to software remains with the applicable licensor(s). In connection with Buyer's use of Products, Hach may obtain, receive, or collect data or information, including data produced by the Products. In such cases, Buyer grants Hach a non-exclusive, worldwide, royalty-free, perpetual, non-revocable license to use, compile, distribute, display, store, process, reproduce, or create derivative works of such data, or to aggregate such data for use in an anonymous manner, solely to facilitate marketing, sales and R&D activities of Hach and its affiliates.

12. PROPRIETARY INFORMATION; PRIVACY: "Proprietary Information" means any information, technical data or know-how in whatever form, whether documented, contained in machine readable or physical components, mask works or artwork, or otherwise, which Hach considers proprietary, including but not limited to service and maintenance manuals. Buyer and its customers, employees and agents will keep confidential all such Proprietary Information obtained directly or indirectly from Hach and will not transfer or disclose it without Hach's prior written consent, or use it for the manufacture, procurement, servicing or calibration of Products or any similar products, or cause such products to be manufactured, serviced or calibrated by or procured from any other source, or reproduce or otherwise appropriate it. All such Proprietary Information remains Hach's property. No right or license is granted to Buyer or its customers, employees or agents, expressly or by implication, with respect to the Proprietary Information or any patent right or other proprietary right of Hach, except for the limited use licenses implied by law. Hach will manage Customer's information and personal data in accordance with its Privacy Policy, located at http://www.hach.com/privacypolicy.

13. CHANGES AND ADDITIONAL CHARGES: Hach reserves the right to make design changes or improvements to any products of the same general class as Products being delivered hereunder without liability or obligation to incorporate such changes or improvements to Products ordered by Buyer unless agreed upon in writing before the Products' delivery date. Services which must be performed as a result of any of the following conditions are subject to additional charges for labor, travel and parts: (a) equipment alterations not authorized in writing by Hach; (b) damage resulting from improper use or handling, accident, neglect, power surge, or operation in an environment or manner in which the instrument is not designed to operate or is not in accordance with Hach's operating manuals; (c) the use of parts or accessories not provided by Hach; (d) damage resulting from acts of war, terrorism or nature; (e) services outside standard business hours; (f) site prework not complete per proposal; or (g) any repairs required to ensure equipment meets manufacturer's specifications upon activation of a service agreement.

14. SITE ACCESS / PREPARATION / WORKER SAFETY / ENVIRONMENTAL COMPLIANCE: In connection with services provided by Hach, Buyer agrees to permit prompt access to equipment. Buyer assumes full responsibility to back-up or otherwise protect its data against loss, damage or destruction before services are performed. Buyer is the operator and in full control of its premises, including those areas where Hach employees or contractors are performing service, repair and maintenance activities. Buyer will ensure that all necessary measures are taken for safety and security of working conditions, sites and installations during the performance of services. Buyer is the generator of any resulting wastes, including without limitation hazardous wastes. Buyer is solely responsible to arrange for the disposal of any wastes at its own expense. Buyer will, at its own expense, provide Hach employees and contractors working on Buyer's premises with all information and training required under applicable safety compliance regulations and Buyer's policies. If the instrument to be serviced is in a Confined Space, as that term is defined under OSHA regulations, Buyer is solely responsible to make it available to be serviced in an unconfined space. Hach service technicians will not work in Confined Spaces. In the event that a Buyer requires Hach employees or contractors to attend safety or compliance training programs provided by Buyer, Buyer will pay Hach the standard hourly rate and expense reimbursement for such training attended. The attendance at or completion of such training does not create or expand any warranty or obligation of Hach and does not serve to alter, amend, limit or supersede any part of this Contract.

15. LIMITATIONS ON USE: Buyer will not use any Products for any purpose other than those identified in Hach's catalogs and literature as intended uses. Unless Hach has advised the Buyer in writing, in no event will Buyer use any Products in drugs, food additives, food or cosmetics, or medical applications for humans or animals. In no event will Buyer use in any application any Product that requires FDA 510(k) clearance unless and only to the extent the Product has such clearance. Buyer will not sell, transfer, export or re-export any Hach Products or technology for use in activities which involve the design, development, production, use or stockpiling of nuclear, chemical or biological weapons or missiles, nor use Hach Products or technology in any facility which engages in activities relating to such weapons. Unless the "ship-to" address is in California, U.S.A., the Products are not intended for sale in California and may lack markings required by California Proposition 65; accordingly, unless Buyer has ordered Products specifying a California ship-to address, Buyer will not sell or deliver any Hach Products for use in California. Any warranty granted by Hach is void if any goods covered by such warranty are used for any purpose not permitted hereunder.

16. EXPORT AND IMPORT LICENSES AND COMPLIANCE WITH LAWS: Unless otherwise specified in this Contract, Buyer is responsible for obtaining any required export or import licenses. Buyer will comply with all laws and regulations applicable to the installation or use of all Products, including applicable import and export control laws and regulations of the U.S., E.U. and any other country having proper jurisdiction, and will obtain all necessary export licenses in connection with any subsequent export, re-export, transfer and use of all Products and technology delivered hereunder. Buyer will comply with all local, national, and other laws of all jurisdictions globally relating to anti-corruption, bribery, extortion, kickbacks, or similar matters which are applicable to Buyer's business activities in connection with this Contract, including but not limited to the U.S. Foreign Corrupt Practices Act of 1977, as amended (the "FCPA"). Buyer agrees that no payment of money or provision of anything of value will be offered, promised, paid or transferred, directly or indirectly, by any person or entity, to any government official, government employee, or employee of any company owned in part by a government, political party, political party official, or candidate for any government office or political party office to induce such organizations or persons to use their authority or influence to obtain or retain an improper business advantage for Buyer or for Hach, or which otherwise constitute or have the purpose or effect of public or commercial bribery, acceptance of or acquiescence in extortion, kickbacks or other unlawful or improper means of obtaining business or any improper advantage, with respect to any of Buyer's activities related to this Contract. Hach asks Buyer to "*Speak Up*!" if aware of any violation of law, regulation or our Standards of Conduct ("SOC") in relation to this Contract. See www.ethicspoint.veralto.com and Integrity and compliance – Veralto for a copy of the SOC and for access to our Helpline portal.

17. RELATIONSHIP OF PARTIES: Buyer is not an agent or representative of Hach and will not present itself as such under any circumstances unless and to

the extent it has been formally screened by Hach's compliance department and received a separate duly-authorized letter from Hach setting forth the scope and limitations of such authorization.

18. FORCE MAJEURE: Hach is excused from performance of its obligations under this Contract to the extent caused by acts or omissions that are beyond its control of, including but not limited to Government embargoes, blockages, seizures or freeze of assets, delays or refusals to grant an export or import license or the suspension or revocation thereof, or any other acts of any Government; fires, floods, severe weather conditions, or any other acts of God; quarantines; labor strikes or lockouts; riots; strife; insurrections; civil disobedience or acts of criminals or terrorists; war; material shortages or delays in deliveries to Hach by third parties. In the event of the existence of any force majeure circumstances, the period of time for delivery, payment terms and payments under any letters of credit will be extended for a period of time equal to the period of delay. If the force majeure circumstances extend for six months, Hach may, at its option, terminate this Contract without penalty and without being deemed in default or in breach thereof.

19. NON ASSIGNMENT AND WAIVER: Buyer will not transfer or assign this Contract or any rights or interests hereunder without Hach's prior written consent. Failure of either party to insist upon strict performance of any provision of this Contract, or to exercise any right or privilege contained herein, or the waiver of any breach of the terms or conditions of this Contract will not be construed as thereafter waiving any such terms, conditions, rights, or privileges, and the same will continue and remain in force and effect as if no waiver had occurred.

20. FUNDS TRANSFERS (PAYMENTS): Buyer and Hach both recognize that there is a risk of banking fraud when individuals impersonating a business demand payment under new banking or mailing instructions. To avoid this risk, Buyer must verbally confirm any new or changed bank transfer or mailing instructions by calling Hach at +1-970-663-1377 and speaking with Hach's Credit Manager before mailing or transferring any monies using the new instructions. Both parties agree that they will not institute mailing or bank transfer instruction changes and require immediate payment under the new instructions but will instead provide a ten (10) day grace period to verify any payment instruction changes before any new or outstanding payments are due using the new instructions.

**21. LIMITATION OF LIABILITY: None of the Hach Indemnified Parties will be liable to any Buyer Indemnified Parties under any circumstances for any special, treble, incidental or consequential damages, including without limitation, damage to or loss of property other than for the Products purchased hereunder; damages incurred in installation, repair or replacement; lost profits, revenue or opportunity; loss of use; losses resulting from or related to downtime of the products or inaccurate measurements or reporting; the cost of substitute products; or claims of any Buyer Indemnified Parties' customers for such damages, howsoever caused, and whether based on warranty, contract, and/or tort (including negligence, strict liability or otherwise). The total liability of the Hach Indemnified Parties arising out of the performance or nonperformance hereunder or Hach's obligations in connection with the design, manufacture, sale, delivery, and/or use of Products will in no circumstance exceed in the aggregate a sum equal to twice the amount actually paid to Hach for Products delivered hereunder.**

22. APPLICABLE LAW AND DISPUTE RESOLUTION: The construction, interpretation and performance hereof and all transactions hereunder shall be governed by the laws of the State of Colorado, without regard to its principles or laws regarding conflicts of laws. If any provision of this Contract violates any Federal, State or local statutes or regulations of any countries having jurisdiction of this transaction, or is illegal for any reason, said provision shall be self-deleting without affecting the validity of the remaining provisions. Unless otherwise specifically agreed upon in writing between Hach and Buyer, any dispute relating to this Contract which is not resolved by the parties shall be adjudicated in order of preference by a court of competent jurisdiction (i) in the State of Colorado, U.S.A. if Buyer has minimum contacts with Colorado and the U.S., (ii) elsewhere in the U.S. if Buyer has minimum contacts with the U.S. but not Colorado, or (iii) in a neutral location if Buyer does not have minimum contacts with the United States.

23. ENTIRE AGREEMENT, TERM & MODIFICATION: These Terms & Conditions of Sale constitute the entire agreement between the parties and supersede any prior agreements or representations, whether oral or written. Upon thirty (30) days prior written notice, Hach may, in its sole discretion, elect to terminate any order for the sale of Products and provide a pro-rated refund for any pre-payment of undelivered Products. No change to or modification of these Terms & Conditions shall be binding upon Hach unless in a written instrument specifically referencing that it is amending these Terms & Conditions of Sale and signed by an authorized representative of Hach. Hach rejects any additional or inconsistent Terms & Conditions of Sale offered by Buyer at any time, whether or not such terms or conditions materially alter the Terms & Conditions herein and irrespective of Hach's acceptance of Buyer's order for the described goods and services.

24. APPENDICES: If checked, the following Appendices are attached hereto and incorporated by reference into these Terms & Conditions of Sale:

☐ CLAROS SOFTWARE AS A SERVICE SUBSCRIPTION AGREEMENT

* * *

Outlook

## Fw: Manatee SEWRF Phase B - 11425 HORIZONTAL END SUCTION CENTRIFUGAL PUMPS - Barney's Pumps Scope of Supply

**From** Christian Schultz <ceschultz@pcl.com>
**Date** Wed 5/20/2026 10:45 AM
**To** Rachel Larson <RLLarson@pcl.com>; Javier Velez <JJVelez@pcl.com>; Briona Campbell <BrionaCampbell@pcl.com>

3 attachments (830 KB)

11425 AGS IPS Pumps Scope.pdf; SEWRF Phase B - AGS IPS Pumps - K 350-503 Data Sheet Specd.pdf; SEWRF Phase B - AGS IPS Pumps - K 300-400 Data Sheet Alternate.pdf;

Get Outlook for iOS

**From:** John Mory <MoryJ@barneyspumps.com>
**Sent:** Monday, May 18, 2026 1:30:21 PM
**To:** Christian Schultz <ceschultz@pcl.com>
**Subject:** Manatee SEWRF Phase B - 11425 HORIZONTAL END SUCTION CENTRIFUGAL PUMPS - Barney's Pumps Scope of Supply

You don't often get email from moryj@barneyspumps.com. Learn why this is important

Hi Christian,

Please find attached the scope of supply for Section 11425, the AGS IPS pumps. I presented two options for this section. Option 1 is the pump specified and is the basis of design for the project. Option 2 is a less expensive option, also from KSB. Option 2 is a smaller pump and is less expensive. I have also attached the data sheets for both pumps.

The prices for the two options shown in the scope of supply are:
OPTION 1: $746,400
OPTION 2: $589200

Note that the scope of supply is the same as what I provided in November. The prices were adjusted slightly to account for recent price increases.

Please let me know if you have any questions.

Thank you!

**Regards,**

**John Mory**
Municipal Treatment Plant Sales

O: 863-665-8500
C: 813-394-7645
E: MoryJ@barneyspumps.com
2965 Barney's Pumps Place
Lakeland, FL 33812
www.barneyspumps.com

QUOTATION NUMBER
1038734

Page 1 of 2

# BARNEY'S PUMPS INC.

Physical: 2965 Barneys Pumps Place, Lakeland, FL 33812
Mailing: PO Box 3529, Lakeland, FL 33802
Office: (863)-665-8500
Fax: (863) 666-3858

DATE: November 11, 2025

TO: ALL BIDDING CONTRACTORS

FOR SHIPMENT TO: Manatee SEWRF

Tel:
Fax:

PROJECT: Manatee SWWRF Storage Pond Station No 3

| Delivery | Via | From | F.O.B. | Terms |
|---|---|---|---|---|
| TBD | Bestway | Barney's Pumps | Barney's Pumps | TBD |

| ITEM | QTY | DESCRIPTION | PRICE |
|---|---|---|---|
| | | **11425 HORIZONTAL END SUCTION CENTRIFUGAL PUMPS** | |
| | | COS: 4700GPM @ 19' TDH, 480V/3Ø/60Hz | |
| A | | **OPTION 1 – SPECIFIED PUMP - KSB Sewatec K 350-503G1 H WAS pumps with bases, motors, and couplings** | |
| | 4 | Sewatec K 350-503G1 H pumps<br>• Rotation: clockwise, 698RPM<br>• Impeller: Duplex stainless steel A890 CD4 MCuN*<br>• Impeller wear ring: Wear resistant duplex stainless steel<br>• Casing wear ring: Wear resistant duplex stainless steel<br>• Shaft: Chrome steel A276 Type 420<br>• Non-witnessed testing<br>  ○ Performance testing per HI level 1U – 5 points<br>  ○ Hydrostatic test @ 20psi<br>  ○ Vibration testing<br>• Bearing life calculations (100,000 hours @ duty point) | |
| | 4 | 40HP TECO/Westinghouse MaxE2/841 motors<br>• 460V/3Φ/60Hz<br>• NEMA frame 364/5T frame<br>• IEEE841 rated<br>• TEFC<br>• Premium eff.<br>• AEGIS grounding ring<br>• Thermostats<br>• Space heaters | |

The following items are attached: Bulletin Performance curve X Elevation drawing

Prices quoted are firm for 30 days (unless otherwise noted), then subject to adjustment to agree with prices at time of shipment and subject to any tax required by law. This quotation is subject to Barney's Pumps standard terms of sale and warranty which is available at https://www.barneyspumps.com/legal.html. We appreciate the opportunity to serve you and trust that we are favored with your order.

BARNEY'S PUMPS INC.

JOHN MORY

Authorized Signature

QUOTATION NUMBER
1038734

Page 2 of 2

# BARNEY'S PUMPS INC.

Physical: 2965 Barneys Pumps Place, Lakeland, FL 33812
Mailing: PO Box 3529, Lakeland, FL 33802
Office: (863)-665-8500
Fax: (863) 666-3858

DATE: November 11, 2025

TO: ALL BIDDING CONTRACTORS

FOR SHIPMENT TO: Manatee SEWRF

Tel:
Fax:

PROJECT: Manatee SWWRF Storage Pond Station No 3

| Delivery | Via | From | F.O.B. | Terms |
|---|---|---|---|---|
| TBD | Bestway | Barney's Pumps | Barney's Pumps | TBD |

| ITEM | QTY | DESCRIPTION | PRICE |
|---|---|---|---|
| | 4 | Bases and couplings<br>• Baseplates with anchor bolts<br>• Couplings with guards | |
| | 4 | Days of field service | |

The following items are attached: Bulletin Performance curve X Elevation drawing

Prices quoted are firm for 30 days (unless otherwise noted), then subject to adjustment to agree with prices at time of shipment and subject to any tax required by law. This quotation is subject to Barney's Pumps standard terms of sale and warranty which is available at https://www.barneyspumps.com/legal.html. We appreciate the opportunity to serve you and trust that we are favored with your order.

BARNEY'S PUMPS INC.

JOHN MORY

Authorized Signature

QUOTATION NUMBER
1038734

Page 3 of 2

# BARNEY'S PUMPS INC.

Physical: 2965 Barneys Pumps Place, Lakeland, FL 33812
Mailing: PO Box 3529, Lakeland, FL 33802
Office: (863)-665-8500
Fax: (863) 666-3858

DATE: November 11, 2025

TO: ALL BIDDING CONTRACTORS

FOR SHIPMENT TO: Manatee SEWRF

Tel:
Fax:

PROJECT: Manatee SWWRF Storage Pond Station No 3

| Delivery | Via | From | F.O.B. | Terms |
|---|---|---|---|---|
| TBD | Bestway | Barney's Pumps | Barney's Pumps | TBD |

| ITEM | QTY | DESCRIPTION | PRICE |
|---|---|---|---|
| B | | **OPTION 2 – ALTERNATE PUMP - KSB Sewatec K 300-400G1 3EN WAS pumps with bases, motors, and couplings** | |
| | 4 | Sewatec K 300-400G1 3EN pumps<br>• Rotation: clockwise, 889RPM<br>• Impeller: Duplex stainless steel A890 CD4 MCuN*<br>• Impeller wear ring: Wear resistant duplex stainless steel<br>• Casing wear ring: Wear resistant duplex stainless steel<br>• Shaft: Chrome steel A276 Type 420<br>• Non-witnessed testing<br>  ○ Performance testing per HI level 1U – 5 points<br>  ○ Hydrostatic test @ 25psi<br>  ○ Vibration Testing<br>• Bearing life calculations (100,000 hours @ duty point) | |
| | 4 | 40HP WEG motors<br>• 460V/3Φ/60Hz<br>• NEMA frame 364/5T frame<br>• IEEE841 rated<br>• TEFC<br>• Premium eff.<br>• AEGIS grounding ring<br>• Thermostats<br>• Space heaters | |

The following items are attached: Bulletin Performance curve X Elevation drawing

Prices quoted are firm for 30 days (unless otherwise noted), then subject to adjustment to agree with prices at time of shipment and subject to any tax required by law. This quotation is subject to Barney's Pumps standard terms of sale and warranty which is available at https://www.barneyspumps.com/legal.html. We appreciate the opportunity to serve you and trust that we are favored with your order.

BARNEY'S PUMPS INC.

JOHN MORY

Authorized Signature

QUOTATION NUMBER
1038734

Page 4 of 2

# BARNEY'S PUMPS INC.

Physical: 2965 Barneys Pumps Place, Lakeland, FL 33812
Mailing: PO Box 3529, Lakeland, FL 33802
Office: (863)-665-8500
Fax: (863) 666-3858

DATE: November 11, 2025

TO: ALL BIDDING CONTRACTORS

FOR SHIPMENT TO: Manatee SEWRF

Tel:
Fax:

PROJECT: Manatee SWWRF Storage Pond Station No 3

| Delivery | Via | From | F.O.B. | Terms |
|---|---|---|---|---|
| TBD | Bestway | Barney's Pumps | Barney's Pumps | TBD |

| ITEM | QTY | DESCRIPTION | PRICE |
|---|---|---|---|
| | 4 | Bases and couplings<br>• Baseplates with anchor bolts<br>• Couplings with guards | |
| | 4 | Days of field service | |
| | | Clarifications<br>General – Proposed pumps for OPTION 1 are the make and model designated in the specifications. The pumps for both options have specific design requirements and limited customization available. Therefore, some options and/or features listed in the specifications are not available for this make and model.<br>• OPTION 1<br>  ○ 14" Suction<br>  ○ 16x14 eccentric reducer required based on the plans<br>• OPTION 2<br>  ○ 12" Suction<br>  ○ 16x12 eccentric reducer required based on the plans<br>  ○ Pump RPM<br>  ▪ 889RPM (900RPM nominal)<br>  ▪ This option utilizes an 8-pole motor instead of the 10-pole motor specified to provide the ~900RPM required for this pump<br>• *Impellers both options:<br>  ○ The impellers are duplex stainless steel instead of cast iron<br>  ○ The impellers are not coated with Belzona | |

The following items are attached: Bulletin Performance curve X Elevation drawing

Prices quoted are firm for 30 days (unless otherwise noted), then subject to adjustment to agree with prices at time of shipment and subject to any tax required by law. This quotation is subject to Barney's Pumps standard terms of sale and warranty which is available at https://www.barneyspumps.com/legal.html. We appreciate the opportunity to serve you and trust that we are favored with your order.

BARNEY'S PUMPS INC.

JOHN MORY

Authorized Signature

# Data sheet

Customer item no.:
Communication dated: 31/10/2025
Doc. no.: SEWRF Phase B - AGS IPS Pumps
Quantity: 4

Number: ES 8003886720
Item no.: 200
Date: 03/11/2025


**Sewatec K 350-503G1 H**

Version no.: 1

## Operating data

| | | | |
|---|---|---|---|
| Requested flow rate | 4700.00 US GPM | Actual flow rate | 4700.00 US GPM |
| Requested developed head | 19.00 ft | Actual developed head | 19.00 ft |
| Pumped medium | Wastewater, municipal mechanically treated | Efficiency | 77.6 % |
| | | Power absorbed | 29.01 HP |
| Pumped medium details | Not containing chemical and mechanical substances which affect the materials | Pump speed of rotation | 698 rpm |
| | | NPSH 3% | 6.53 ft |
| | | Permissible operating pressure | 91.374 psi.g |
| Max. ambient air temperature | 68.0 °F | | |
| Min. ambient air temperature | 68.0 °F | Discharge press. | 8.216 psi.g |
| Fluid temperature | 104.0 °F | | |
| Fluid density | 62.303144 lb/ft³ | Shutoff head | 27.36 ft |
| Fluid viscosity | 0.0010 in²/s | Min. allowable flow rate | 2765.40 US GPM |
| Suction pressure max. | 0.000 psi.g | Min. allow. mass flow | 383.86 lbm/s |
| Mass flow rate | 652.22 lbm/s | Design | Single system 1 x 100 % |
| Max. power on curve | 29.01 HP | Performance test | Yes |
| Max. allow. mass flow | 959.51 lbm/s | | |

## Design

| | | | |
|---|---|---|---|
| Pump standard | KSB-Aggregate North American execution | Shaft seal | 2 mech. seals in tandem arrangement with oil reservoir |
| Pump without drive group accessories | | Shaft seal manufacturer | KSB |
| Design | Baseplate mounted, long-coupled | Type | MG |
| | | Material code | SIC/SIC/NBR |
| Orientation | Horizontal | Impeller type | Multivane radial flow impeller (K-max) |
| Suction nominal dia. | DN 350 | | |
| Suction nominal pressure | CL 125 | Wear ring | Casing/impeller wear ring |
| Suction position | axial | Impeller diameter | 16.02 in |
| Suction flange drilled according to standard | ASME B 16.1 | Free passage size | 5.5 in |
| | | Direction of rotation from drive | Clockwise |
| Discharge nominal dia. | DN 350 | Bearing bracket size | S06 |
| Discharge nominal pressure | CL 125 | Bearing seal | Lip seal |
| Discharge position | top (0°/360°) | Bearing type | Anti-friction bearings |
| Discharge flange drilled according to standard | ASME B 16.1 | Lubrication type | Grease |
| Standard-EN-flange drilled acc. to ASME FF | | | |

## Driver, accessories

| | | | |
|---|---|---|---|
| Driver type | Electric motor | Drive supplied by | without motor |
| Drive standard mech. | IEC | Number of poles | 10 |

## Materials G1

| | | | |
|---|---|---|---|
| Pump casing (101) | Cast iron A 48 Class 35 B | Casing wear ring (502.1) | Wear resistant duplex stainless steel |
| Discharge cover (163) | Cast iron A 48 Class 35 B | | |
| Shaft (210) | Chrome steel A 276 Type 420 | Impeller wear ring (503) | Wear resistant duplex stainless steel |
| Impeller (230) | Duplexsteel A 890 CD4 MCuN | | |
| O-Ring (412) | Nitrile rubber NBR | Screwed plug (903) | Steel ST |
| | | Hexagon socket head cap screw (914) | Chrome steel |

Customer item no.:
Communication dated: 31/10/2025
Doc. no.: SEWRF Phase B - AGS IPS Pumps
Quantity: 4

Number: ES 8003886720
Item no.: 200
Date: 03/11/2025


**Sewatec K 350-503G1 H**

Version no.: 1

## Packaging

| | |
|---|---|
| IPPC Standard ISPM 15 | Yes |
| Packaging category | B1 Wooden or plywood case, cover provided with polyproylene cellular sheet, outdoor storage up to 3 months |
| Packaging for storage | Indoor |
| Packaging for transport | Truck |

Outdoor storage at -40 °C to +50°C for up to 3 months. Packet must be covered. No corrosion protection, only transport protection.

## Nameplates

| | |
|---|---|
| Nameplates language | International |

## Certifications

**Hydraulic performance test**
Factory Test Procedure 1037.710

| | |
|---|---|
| Acceptance standard | ANSI HI 1U |
| Quantity meas. points Q-H | 5 |
| Certificate | Inspection cert. 3.1 to EN 10204 |
| Test participation | Non-witnessed |
| Quantity, non-witnessed | 4 |
| Quantity, witnessed | 0 |

| | |
|---|---|
| Vibration test | Yes, acc. to Factory Test Procedure 1037.750 |

**Hydrostatic test (room temp.)**
Factory Test Procedure 1037.7100

| | |
|---|---|
| Range | Complete pump with shaft seal |
| Test pressure | 20.00 psi.g |
| Test time | 10.0 min |
| Certificate | Inspection cert. 3.1 to EN 10204 |
| Test participation | Non-witnessed |

## Order documentation

The following documents will be supplied with the order:

| | |
|---|---|
| Languages | English |

Operating manual
Technical data sheet
Performance curve
General arrangement drawing
Auxiliary connection plan
Inspection reports/ certificates
Hydrostatic Testing- Factory Test Proceedure 1037.7100
Hydraulic Perfoprmance Test Sewa - Factory Test Proceedure 1037.710

## Coating

| | |
|---|---|
| KSB coating code | S2 to AA-0080-06-01 / 2 |
| Surface preparation | Free from dirt, grease, rust |
| Primer | Zincphosphate synthetic resin |
| Intermediate coating | 2-component epoxy resin mica-iron |
| Final coating | 2-component epoxy resin high solid |
| Color | Ultramarine blue (RAL 5002) KSB-blue |
| Total film thickness approx. | 0.0097 in |

# Performance curve

Customer item no.:
Communication dated: 31/10/2025
Doc. no.: SEWRF Phase B - AGS IPS Pumps
Quantity: 4

Number: ES 8003886720
Item no.:200
Date: 03/11/2025


**Sewatec K 350-503G1 H**

Version no.: 1

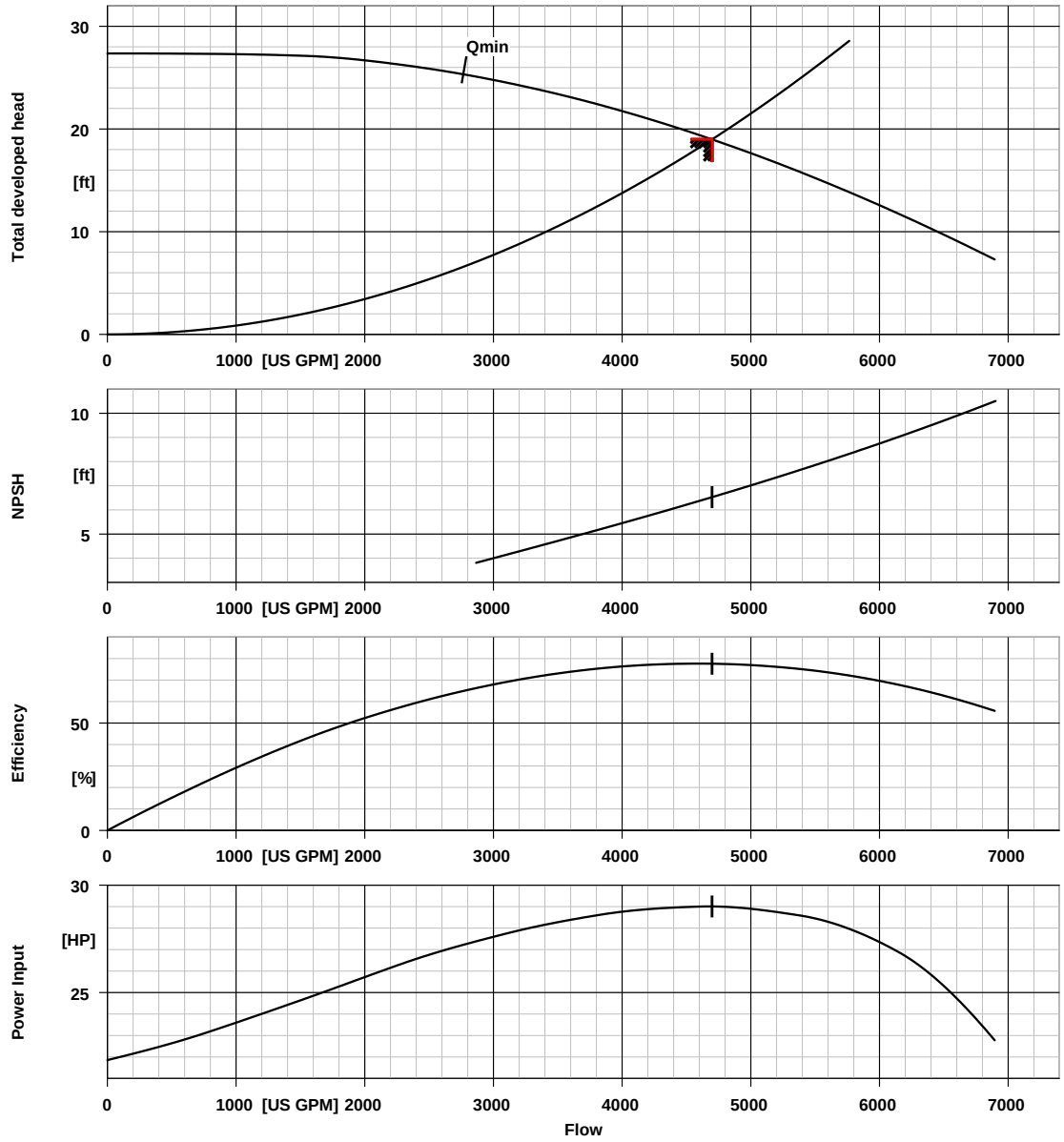


## Curve data

| | | | |
|---|---|---|---|
| Speed of rotation | 698 rpm | Efficiency | 77.6 % |
| Fluid density | 62.303144 lb/ft³ | Power absorbed | 29.01 HP |
| Viscosity | 0.0010 in²/s | NPSH 3% | 6.53 ft |
| Flow rate | 4700.00 US GPM | Curve number | K43665/0 |
| Requested flow rate | 4700.00 US GPM | Effective impeller diameter | 16.02 in |
| Total developed head | 19.00 ft | Acceptance standard | ANSI HI 1U |
| Requested developed head | 19.00 ft | | |

# Installation plan

Customer item no.:
Communication dated: 31/10/2025
Doc. no.: SEWRF Phase B - AGS IPS Pumps
Quantity: 4

Number: ES 8003886720
Item no.:200
Date: 03/11/2025


**Sewatec K 350-503G1 H**

Version no.: 1

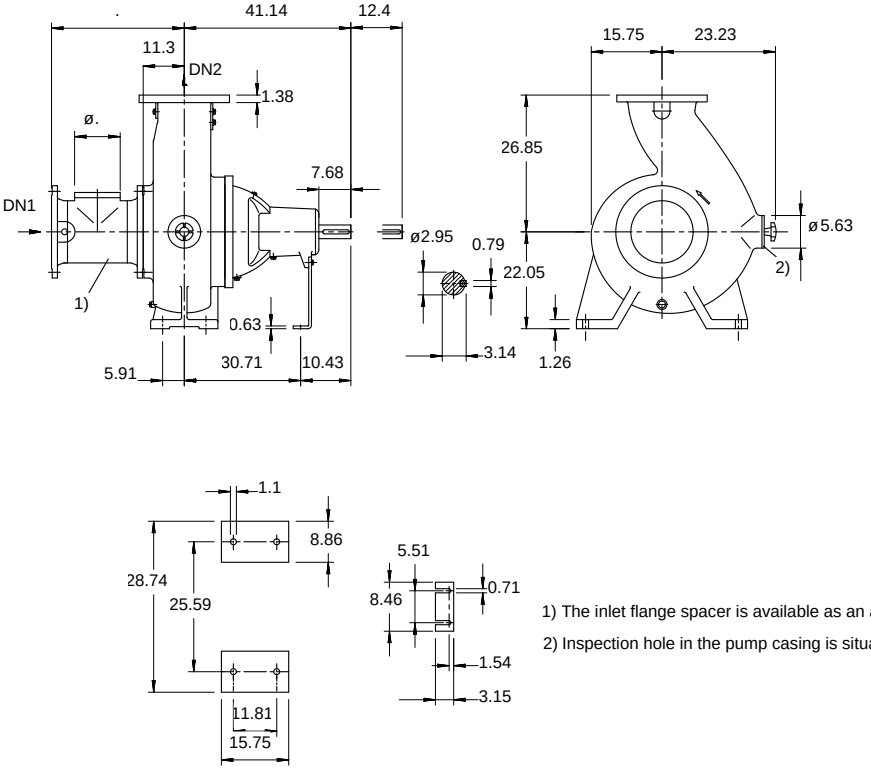


1) The inlet flange spacer is available as an accessory

2) Inspection hole in the pump casing is situated on the opposite side for size 150-401

*Drawing is not to scale*

*Dimensions in in*

**Motor**
required but not scope of supply

| | |
|---|---|
| Motor size | |
| Pump power | 29.01 HP |
| Number of poles | 10 |

**Connections**

| | |
|---|---|
| Suction nominal size DN1 | DN 350 / ASME B 16.1 |
| Discharge nominal size DN2 | DN 350 / ASME B 16.1 |
| Nominal pressure suct. | CL 125 |
| Rated pressure disch. | CL 125 |

Standard-EN-flange drilled acc. to ASME FF

**Weight net**

| | |
|---|---|
| Pump | 2249 lbm |
| Suction side accessory | |
| Total | 2249 lbm |

**Connect pipes without stress or strain!**

**For auxiliary connections see separate drawing.**

| | |
|---|---|
| Dimensional tolerances for shaft axis height: | DIN 747 |
| Dimensions without tolerances, middle tolerances to: | ISO 2768-m |
| Connection dimensions for pumps: | EN735 |
| Dimensions without tolerances - welded parts: | ISO 13920-B |
| Dimensions without tolerances - gray cast iron parts: | ISO 8062-CT9 |

## Installation plan

Customer item no.:
Communication dated: 31/10/2025
Doc. no.: SEWRF Phase B - AGS IPS Pumps
Quantity: 4

Number: ES 8003886720
Item no.:200
Date: 03/11/2025


**Sewatec K 350-503G1 H**

Version no.: 1

# Connection plan

Customer item no.:
Communication dated: 31/10/2025
Doc. no.: SEWRF Phase B - AGS IPS Pumps
Quantity: 4

Number: ES 8003886720
Item no.:200
Date: 03/11/2025
Page: 6 / 6

**Sewatec K 350-503G1 H**

Version no.: 1

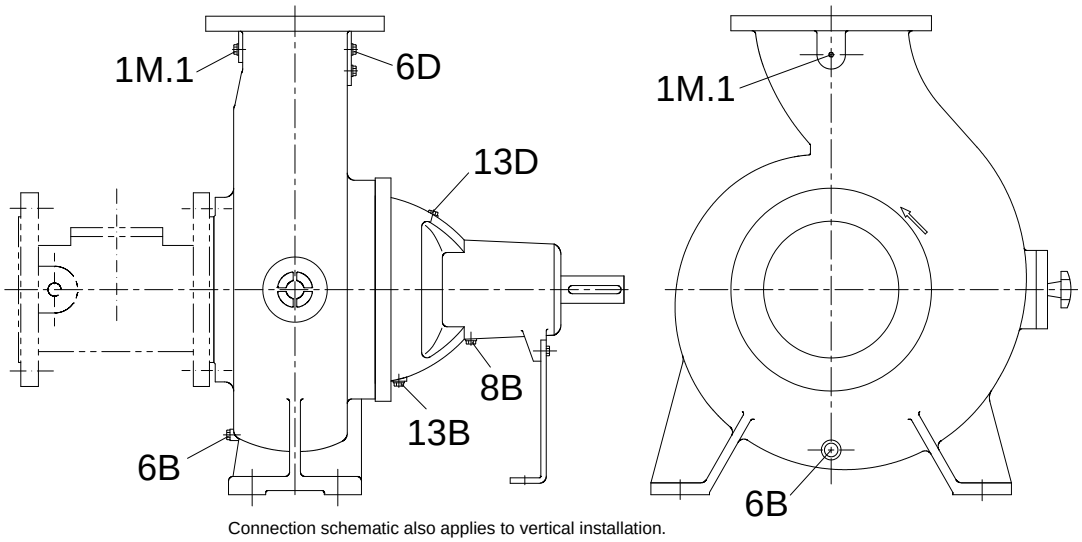


Connection schematic also applies to vertical installation.

## Connections

| | | |
|---|---|---|
| 1M.1 Pressure gauge connection | G 1/2 | Drilled and plugged. |
| 6B Pumped liquid drain | G 1 | Drilled and plugged. |
| 6D Pumped medium - filling / venting | | Drilled and plugged. |
| 8B Leakage drain | G 1/2 | Drilled and plugged. |
| 13B Oil drain | G 1/2 | Drilled and plugged. |
| 13D Refill / venting | G 1/2 | Drilled and plugged. |

# Data sheet

Customer item no.:
Communication dated: 31/10/2025
Doc. no.: SEWRF Phase B - AGS IPS Pumps
Quantity: 4

Number: ES 8003886720
Item no.: 100
Date: 03/11/2025


**Sewatec K 300-400G1 3EN**

Version no.: 1

## Operating data

| | | | |
|---|---|---|---|
| Requested flow rate | 4700.00 US GPM | Actual flow rate | 4700.00 US GPM |
| Requested developed head | 19.00 ft | Actual developed head | 19.00 ft |
| Pumped medium | Wastewater, municipal mechanically treated | Efficiency | 78.3 % |
| | | Power absorbed | 28.74 HP |
| Pumped medium details | Not containing chemical and mechanical substances which affect the materials | Pump speed of rotation | 889 rpm |
| | | NPSH 3% | 14.96 ft |
| | | Permissible operating pressure | 145.038 psi.g |
| Max. ambient air temperature | 68.0 °F | | |
| Min. ambient air temperature | 68.0 °F | Discharge press. | 8.219 psi.g |
| Fluid temperature | 104.0 °F | | |
| Fluid density | 62.303144 lb/ft³ | Shutoff head | 37.76 ft |
| Fluid viscosity | 0.0010 in²/s | Min. allowable flow rate | 1735.46 US GPM |
| Suction pressure max. | 0.000 psi.g | Min. allow. mass flow | 240.89 lbm/s |
| Mass flow rate | 652.34 lbm/s | Design | Single system 1 x 100 % |
| Max. power on curve | 29.80 HP | Performance test | Yes |
| Max. allow. mass flow | 830.73 lbm/s | | |

## Design

| | | | |
|---|---|---|---|
| Pump standard | KSB-Aggregate North American execution | Shaft seal manufacturer | KSB |
| | | Type | MG |
| Design | Baseplate mounted, long-coupled | Material code | SIC/SIC/NBR |
| | | Impeller type | Multivane radial flow impeller (K) |
| Orientation | Horizontal | | |
| Suction nominal dia. | DN 300 | Wear ring | Casing/impeller wear ring |
| Suction nominal pressure | CL 125 | Impeller diameter | 13.43 in |
| Suction position | axial | Free passage size | 3.9 in |
| Suction flange drilled according to standard | ASME B 16.1 | Direction of rotation from drive | Clockwise |
| | | Bearing bracket size | S05 |
| Discharge nominal dia. | DN 300 | Bearing seal | Lip seal |
| Discharge nominal pressure | CL 125 | Bearing type | Anti-friction bearings |
| Discharge position | top (0°/360°) | Lubrication type | Grease |
| Discharge flange drilled according to standard | ASME B 16.1 | | |
| Standard-EN-flange drilled acc. to ASME FF | | | |
| Shaft seal | 2 mech. seals in tandem arrangement with oil reservoir | | |

## Driver, accessories

| | | | |
|---|---|---|---|
| Coupling Manufacturer | Flender | Driver type | Electric motor |
| Coupling type | Eupex N | Drive standard mech. | NEMA |
| Nominal size | 160 | Drive standard elec. | NEMA |
| Coupling guard type | Heavy (ZN3230) | Drive supplied by | without motor |
| Guard size | A2 | Motor const. type | F-2 |
| Guard material | Steel ST | Motor size | 364/5T |
| | | Frequency | 60 Hz |
| Baseplate type | Welded steel for Sewatec | Rated power P2 | 40.23 HP |
| Baseplate size | H25 | Available reserve | 39.98 % |
| Baseplate fixing | Chemical anchor bolts, stainless steel | Number of poles | 8 |
| | | EAC Approval | Yes |
| Motorside drill | No | | |

Customer item no.:
Communication dated: 31/10/2025
Doc. no.: SEWRF Phase B - AGS IPS Pumps
Quantity: 4

Number: ES 8003886720
Item no.: 100
Date: 03/11/2025


**Sewatec K 300-400G1 3EN**

Version no.: 1

## Materials G1

| | | | |
|---|---|---|---|
| Pump casing (101) | Cast iron A 48 Class 35 B | Casing wear ring (502.1) | Wear resistant duplex stainless steel |
| Discharge cover (163) | Cast iron A 48 Class 35 B | | |
| Shaft (210) | Chrome steel A 276 Type 420 | Impeller wear ring (503) | Wear resistant duplex stainless steel |
| Impeller (230) | Duplexsteel A 890 CD4 MCuN | | |
| O-Ring (412) | Nitrile rubber NBR | Screwed plug (903) | Steel ST |
| | | Hexagon socket head cap screw (914) | Chrome steel |

## Packaging

| | | | |
|---|---|---|---|
| IPPC Standard ISPM 15 | Yes | Packaging for transport | Truck |
| Packaging category | B1 Wooden or plywood case, cover provided with polyproylene cellular sheet, outdoor storage up to 3 months | Outdoor storage at -40 °C to +50°C for up to 3 months. Packet must be covered. No corrosion protection, only transport protection. | |
| Packaging for storage | Indoor | | |

## Nameplates

| | |
|---|---|
| Nameplates language | International |

## Certifications

| | | | |
|---|---|---|---|
| | | Vibration test | Yes, acc. to Factory Test Procedure 1037.750 |

**Hydraulic performance test**
Factory Test Procedure 1037.710

| | |
|---|---|
| Acceptance standard | ANSI HI 1U |
| Quantity meas. points Q-H | 5 |
| Certificate | Inspection cert. 3.1 to EN 10204 |
| Test participation | Non-witnessed |
| Quantity, non-witnessed | 4 |
| Quantity, witnessed | 0 |

**Hydrostatic test (room temp.)**
Factory Test Procedure 1037.7100

| | |
|---|---|
| Range | Complete pump with shaft seal |
| Test pressure | 25.00 psi.g |
| Test time | 10.0 min |
| Certificate | Inspection cert. 3.1 to EN 10204 |
| Test participation | Non-witnessed |

## Order documentation

The following documents will be supplied with the order:

| | |
|---|---|
| Languages | English |

Operating manual
Technical data sheet
Performance curve
General arrangement drawing
Auxiliary connection plan
Inspection reports/ certificates
Hydrostatic Testing- Factory Test Proceedure 1037.7100
Hydraulic Perfoprmance Test Sewa - Factory Test Proceedure 1037.710

## Coating

| | | | |
|---|---|---|---|
| KSB coating code | S2 to AA-0080-06-01 / 2 | Final coating | 2-component epoxy resin high solid |
| Surface preparation | Free from dirt, grease, rust | | |
| Primer | Zincphosphate synthetic resin | Color | Ultramarine blue (RAL 5002) KSB-blue |
| Intermediate coating | 2-component epoxy resin mica-iron | Total film thickness approx. | 0.0097 in |

# Performance curve

Customer item no.:
Communication dated: 31/10/2025
Doc. no.: SEWRF Phase B - AGS IPS Pumps
Quantity: 4

Number: ES 8003886720
Item no.:100
Date: 03/11/2025


**Sewatec K 300-400G1 3EN**

Version no.: 1

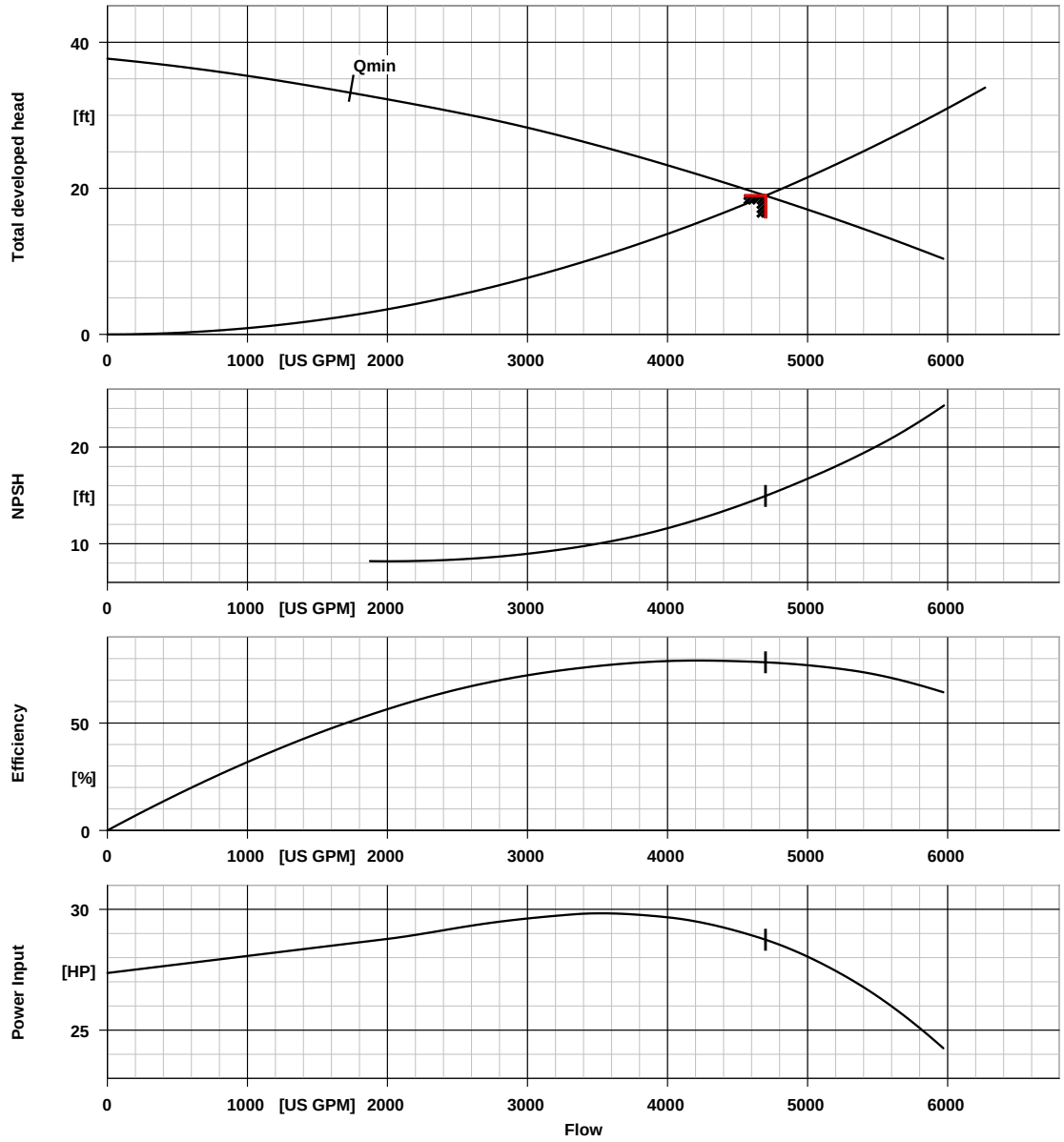


## Curve data

| | | | |
|---|---|---|---|
| Speed of rotation | 889 rpm | Efficiency | 78.3 % |
| Fluid density | 62.303144 lb/ft³ | Power absorbed | 28.74 HP |
| Viscosity | 0.0010 in²/s | NPSH 3% | 14.96 ft |
| Flow rate | 4700.00 US GPM | Curve number | K42700/2 |
| Requested flow rate | 4700.00 US GPM | Effective impeller diameter | 13.43 in |
| Total developed head | 19.00 ft | Acceptance standard | ANSI HI 1U |
| Requested developed head | 19.00 ft | | |

# Installation plan

Customer item no.:
Communication dated: 31/10/2025
Doc. no.: SEWRF Phase B - AGS IPS Pumps
Quantity: 4

Number: ES 8003886720
Item no.:100
Date: 03/11/2025


**Sewatec K 300-400G1 3EN**

Version no.: 1

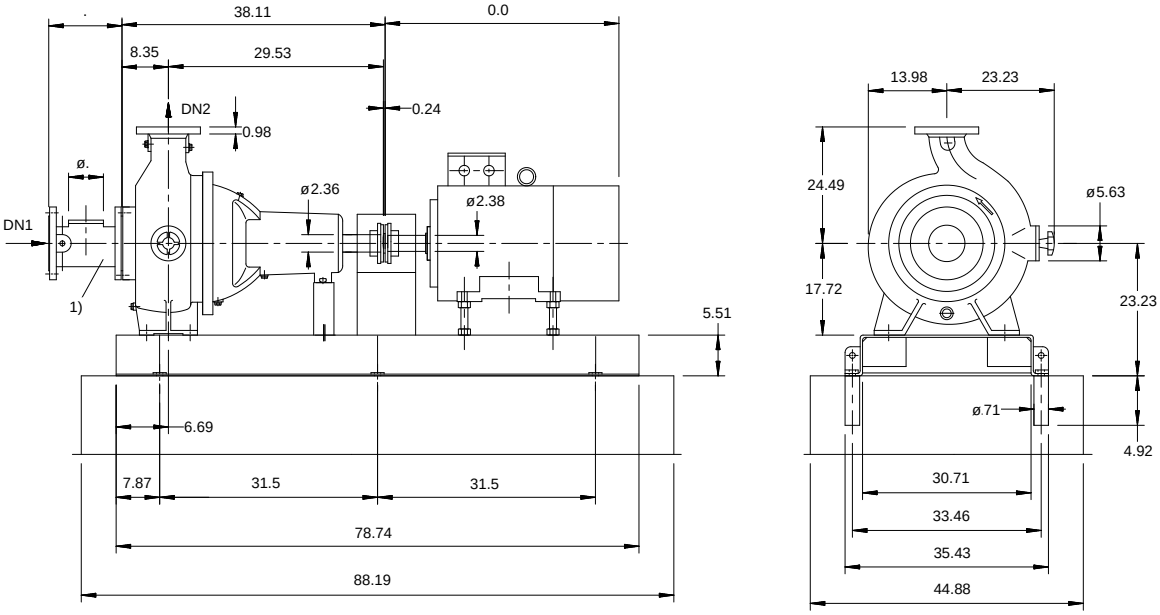


1) The inlet flange spacer is available as an accessory

*Drawing is not to scale*

*Dimensions in in*

**Motor**

required but not scope of supply

| | |
|---|---|
| Motor size | 364/5T |
| Motor power | 40.23 HP |
| Number of poles | 8 |
| Speed of rotation | 889 rpm |

**Baseplate**

| | |
|---|---|
| Design | Welded steel for Sewatec |
| Size | H25 |
| Material | Steel ST |
| Leakage drain baseplate (8B) | Rp1, Without |
| Baseplate drain piping execution | Without |
| Foundation bolts | M16x190 |

**Connections**

| | |
|---|---|
| Suction nominal size DN1 | DN 300 / ASME B 16.1 |
| Discharge nominal size DN2 | DN 300 / ASME B 16.1 |
| Nominal pressure suct. | CL 125 |
| Rated pressure disch. | CL 125 |

Standard-EN-flange drilled acc. to ASME FF

**Coupling**

| | |
|---|---|
| Coupling manufacturer | Flender |
| Coupling type | Eupex N |
| Coupling size | 160 |
| Spacer | 0.00 in |

**Weight net**

| | |
|---|---|
| Pump | 1389 lbm |
| Baseplate | 584 lbm |
| Suction side accessory | |
| Coupling | 22 lbm |
| Coupling guard | 9 lbm |
| Total | 2004 lbm |

## Installation plan

Customer item no.:
Communication dated: 31/10/2025
Doc. no.: SEWRF Phase B - AGS IPS Pumps
Quantity: 4

Number: ES 8003886720
Item no.:100
Date: 03/11/2025


**Sewatec K 300-400G1 3EN**

Version no.: 1

**Connect pipes without stress or strain!**

| | |
|---|---|
| Dimensional tolerances for shaft axis height: | DIN 747 |
| Dimensions without tolerances, middle tolerances to: | ISO 2768-m |
| Connection dimensions for pumps: | EN735 |
| Dimensions without tolerances - welded parts: | ISO 13920-B |
| Dimensions without tolerances - gray cast iron parts: | ISO 8062-CT9 |

**For auxiliary connections see separate drawing.**

# Connection plan

Customer item no.:
Communication dated: 31/10/2025
Doc. no.: SEWRF Phase B - AGS IPS Pumps
Quantity: 4

Number: ES 8003886720
Item no.:100
Date: 03/11/2025
Page: 6 / 6

**Sewatec K 300-400G1 3EN**

Version no.: 1

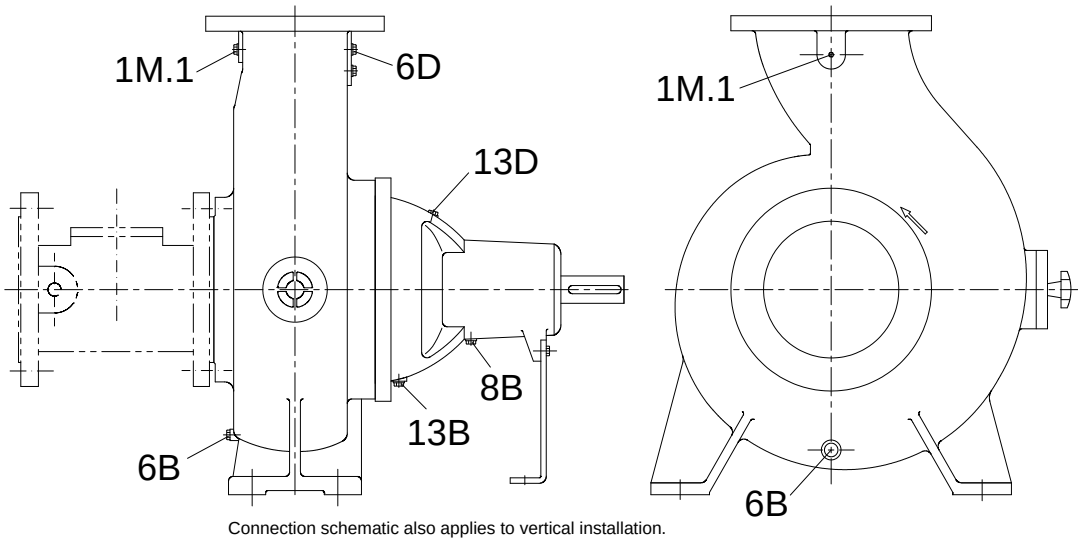


Connection schematic also applies to vertical installation.

## Connections

| | | |
|---|---|---|
| 1M.1 Pressure gauge connection | G 1/2 | Drilled and plugged. |
| 6B Pumped liquid drain | G 1 | Drilled and plugged. |
| 6D Pumped medium - filling / venting | G 1 1/4 | Drilled and plugged. |
| 8B Leakage drain | G 1/2 | Drilled and plugged. |
| 13B Oil drain | G 1/2 | Drilled and plugged. |
| 13D Refill / venting | G 1/2 | Drilled and plugged. |

Outlook

## Fw: Manatee SEWRF Phase B - SECTION 11424 SCREW-INDUCED FLOW CENTRIFUGAL PUMPS - Barney's Pumps Scope of Supply

**From** Christian Schultz <ceschultz@pcl.com>
**Date** Wed 5/20/2026 10:45 AM
**To** Rachel Larson <RLLarson@pcl.com>; Javier Velez <JJVelez@pcl.com>; Briona Campbell <BrionaCampbell@pcl.com>

1 attachment (524 KB)
11424 WAS Pumps Scope.pdf;

Get Outlook for iOS

**From:** John Mory <MoryJ@barneyspumps.com>
**Sent:** Monday, May 18, 2026 1:44:20 PM
**To:** Christian Schultz <ceschultz@pcl.com>
**Subject:** Manatee SEWRF Phase B - SECTION 11424 SCREW-INDUCED FLOW CENTRIFUGAL PUMPS - Barney's Pumps Scope of Supply

You don't often get email from moryj@barneyspumps.com. Learn why this is important

Hi Christian,

Please find attached the scope of supply for Section 11424, the WAS pumps. Note that the scope of supply is the same as what I provided in November. I was able to hold this price from last year.

The price for the scope of supply is $149,300.

Please let me know if you have any questions.

Thank you!

**Regards,**

**John Mory**
Municipal Treatment Plant Sales
O: 863-665-8500
C: 813-394-7645
E: MoryJ@barneyspumps.com
2965 Barney's Pumps Place
Lakeland, FL 33812
www.barneyspumps.com

QUOTATION NUMBER
1038734

Page 1 of 2

# BARNEY'S PUMPS INC.

Physical: 2965 Barneys Pumps Place, Lakeland, FL 33812
Mailing: PO Box 3529, Lakeland, FL 33802
Office: (863)-665-8500
Fax: (863) 666-3858

DATE: November 11, 2025

TO: ALL BIDDING CONTRACTORS

FOR SHIPMENT TO: Manatee SEWRF

Tel:
Fax:

PROJECT: Manatee SEWRF Phase B WAS Pumps

| Delivery | Via | From | F.O.B. | Terms |
|---|---|---|---|---|
| TBD | Bestway | Barney's Pumps | Barney's Pumps | TBD |

| ITEM | QTY | DESCRIPTION | PRICE |
|---|---|---|---|
| | | **SECTION 11424 SCREW-INDUCED FLOW CENTRIFUGAL PUMPS** | |
| | | COS: 1000GPM @ 17' TDH, 480V/3Ø/60Hz | |
| A | - | **KSB Sewatec D150-315G1 3EN WAS pumps with bases, motors, and couplings** | |
| | 2 | KSB Sewatec D 150-315G1 3EN<br>• Rotation: clockwise, 877RPM<br>• Impeller: Duplex stainless steel A890 CD4 MCuN*<br>• Wear plate: High chrome white iron A 532 IIC 15% CrMo-Hc<br>• Shaft: Chrome steel A276 Type 420<br>• Non-witnessed testing<br>  ○ Performance testing low power level – 5 points<br>  ○ Hydrostatic test @ 27psi<br>• Bearing life calculations (100,000 hours @ duty point) | |
| | 2 | 7.5HP WEG motor<br>• 460V/3Φ/60Hz<br>• NEMA frame 256T<br>• TEFC<br>• Premium eff.<br>• AEGIS grounding ring<br>• Thermostats | |
| | 2 | Bases and couplings<br>• Baseplate with anchor bolts<br>• Flender couplings<br>• Coupling guards | |

The following items are attached: Bulletin Performance curve X Elevation drawing

Prices quoted are firm for 30 days (unless otherwise noted), then subject to adjustment to agree with prices at time of shipment and subject to any tax required by law. This quotation is subject to Barney's Pumps standard terms of sale and warranty which is available at https://www.barneyspumps.com/legal.html. We appreciate the opportunity to serve you and trust that we are favored with your order.

BARNEY'S PUMPS INC.

JOHN MORY

Authorized Signature

QUOTATION NUMBER
1038734

Page 2 of 2

# BARNEY'S PUMPS INC.

Physical: 2965 Barneys Pumps Place, Lakeland, FL 33812
Mailing: PO Box 3529, Lakeland, FL 33802
Office: (863)-665-8500
Fax: (863) 666-3858

DATE: November 11, 2025

TO: ALL BIDDING CONTRACTORS

FOR SHIPMENT TO: Manatee SEWRF

Tel:
Fax:

PROJECT: Manatee SEWRF Phase B WAS Pumps

| Delivery | Via | From | F.O.B. | Terms |
|---|---|---|---|---|
| TBD | Bestway | Barney's Pumps | Barney's Pumps | TBD |

| ITEM | QTY | DESCRIPTION | PRICE |
|---|---|---|---|
| | 4 | Days of field service<br><br>Clarifications<br>General – Proposed pumps are the make and model designated in the specifications. This make and model has specific design requirements and limited customization available. Therefore, some options and/or features listed in the specifications are not available for this make and model.<br><br>• *Impeller:<br>  ○ Based on the impeller type and casting methods, only cast iron or duplex SS impellers are available.<br>  ○ The proposed impellers are cast duplex SS with 25% chromium content that does not meet the hardness level shown in the specs.<br>  ○ The leading edges of this type of impeller are hardened after machining as well.<br>• Proposed couplings are Flender in lieu of Falk | |

The following items are attached: Bulletin Performance curve X Elevation drawing

Prices quoted are firm for 30 days (unless otherwise noted), then subject to adjustment to agree with prices at time of shipment and subject to any tax required by law. This quotation is subject to Barney's Pumps standard terms of sale and warranty which is available at https://www.barneyspumps.com/legal.html. We appreciate the opportunity to serve you and trust that we are favored with your order.

BARNEY'S PUMPS INC.

JOHN MORY

Authorized Signature

QUOTATION NUMBER
1038734

Page 3 of 2

# BARNEY'S PUMPS INC.

Physical: 2965 Barneys Pumps Place, Lakeland, FL 33812
Mailing: PO Box 3529, Lakeland, FL 33802
Office: (863)-665-8500
Fax: (863) 666-3858

DATE: November 11, 2025

TO: ALL BIDDING CONTRACTORS

FOR SHIPMENT TO: Manatee SEWRF

Tel:
Fax:

PROJECT: Manatee SEWRF Phase B WAS Pumps

| Delivery | Via | From | F.O.B. | Terms |
|---|---|---|---|---|
| TBD | Bestway | Barney's Pumps | Barney's Pumps | TBD |

| ITEM | QTY | DESCRIPTION | PRICE |
|---|---|---|---|
| | | Clarifications<br>• General – Proposed pumps are the make and model designated in the specifications. This make and model has specific design requirements and limited customization available. Therefore, some options and/or features listed in the specifications are not available for this make and model.<br>• 2.01 E – Hazardous duty motors are not inverter duty.<br>• 2.01 G – Seal lubricant may not be FDA approved<br>• 2.01 J.2 – A volute case wear ring is not available on this make and model | |

The following items are attached: Bulletin Performance curve X Elevation drawing

Prices quoted are firm for 30 days (unless otherwise noted), then subject to adjustment to agree with prices at time of shipment and subject to any tax required by law. This quotation is subject to Barney's Pumps standard terms of sale and warranty which is available at https://www.barneyspumps.com/legal.html. We appreciate the opportunity to serve you and trust that we are favored with your order.

BARNEY'S PUMPS INC.

JOHN MORY

Authorized Signature

EBARA HG ULC
5 Brigden Gate
Halton Hills, ON L7G 0A3
P: (905) 693-8595
www.ebarahg.com

## QUOTATION FOR EBARA HG ULC SOLIDS HANDLING PUMPS

| | | | |
|---|---|---|---|
| **Date:** | 5/19/2026 | **Project Reference:** | Manatee SE WRF |
| **Quotation No.:** | Q6-92870 Rev. 1 | **Equipment Reference:** | P-37101, P-37102 |

| | | | |
|---|---|---|---|
| **Customer:** | Moss Kelley Inc. | **Delivery:** | 27-29 weeks after approval |
| | 7284 West Palmetto Park Road | **Incoterms:** | EXW |
| | Suite 304 | **Freight:** | PREPAID |
| | Boca Raton | **Terms of Payment:** | 0 {Net 30 Days} |
| | FL | **Taxes:** | Not Included |
| | 33433 | **Price Validity** | 60 days |
| | | **Currency:** | US $ |
| | | **Salesperson:** | David Caton |
| **Attention:** | W. Ben McDorman | **Submitted By:** | Davide Castellana |

**PRODUCT:**

| QTY | MODEL | UNIT SELL PRICE | LOT SELL PRICE |
|---|---|---|---|
| 2 | HAYWARD GORDON XCS8C SCREW CENTRIFUGAL PUMP | $38,690.00 | $77,380.00 |
| 1 | 4 SITE SERVICE 1 PERSON DAYS | Included | Included |

**CONSTRUCTION DETAILS:**

| | |
|---|---|
| **Wet End:** | Casing: ASTM A48 CL30 Cast Iron / Impeller & Suction Liner: ASTM A532 High Chrome Iron |
| **Seal:** | Chesterton S10 Single Cartridge Seal (TC/SC) - Flushless |
| **Ports/Flanges:** | 8" suction x 8" discharge - 125#RF |
| **Motor Details:** | 7.5HP, 1200RPM, 460V/3/60, 254T, TEFC Inverter Duty Rated |
| **Drive:** | Direct Drive / Flexible Coupling |
| **Guard:** | OSHA-Coupling Guard |
| **Base/Coverplate:** | Steel Baseplate |
| **Pump Setting:** | Horizontal |

**APPLICATION DETAILS:**

| | | | | | |
|---|---|---|---|---|---|
| **Fluid:** | WAS | **Impeller Diameter:** | Full | **Solids:** | |
| **Capacity:** | 1000/1650 GPM | **Viscosity:** | Waterlike | **NPSHR:** | Flooded |
| **Head:** | 17/7 ft | **Temperature:** | Ambient | | |
| **Pump RPM:** | 1092/1092 RPM | **Specific Gravity:** | 1.00 | | |

**REMARKS:**

There are no spares included with the pumps as none were asked for. Recommended spare sparts will be included in the O&M Manuals.
Comments, Clarifications and Exceptions to the specification 11424:
1.01 A.5. Exception Taken to NFPA. Motor is requested as TEFC, not EXP. Nothing on the pump would fall under this.
1.03 A.6, 2.05 B, Data Sheet Drive Motor. Section 16150 does not exist, 16220 is the motor spec.
1.03 A8, B2., 2.03.H Seismic Calculation summary sheet will be provided with recommended anchoring depth and size. included are some details to min to edge of pad. This is the only thing included. Any additional drawing and details are not included and to be provided by the contractor.
Part 3 Installation is not included and by the contractor
3.03.B. Manufacturer's Representative site work is included in the pricing 4 x 1 person days as requested.
Screw-Induced Flow Centrifugal Pump Data sheet, motor synchronous speed will be 1150 rpm as max pump speed is 1160 rpm written.
Section 16220:
1.03.B.2. Exception taken to NFPA. The motor is requested as STD TEFC in the Pump section Drive Motor. This doesn't apply.
General Comments:
Hayward Gordon's standard SSPC-SP10 SB prep and Primer coating is included (Tnemec N69)
Hayward Gordon's Non-Witnessed 6 pt Performance Test to be performed.
All VFDs, starters and control equipment are not within Hayward Gordon ULC scope of supply and are to be supplied by others
Anchor Bolts are not included.

Ebara HG ULC
5 Brigden Gate · Halton Hills · ON · CANADA · L7G 0A3
T: 905-693-8595
https://www.ebarahg.com

**GENERAL COMMENTS:**

1. Price validity is based on receipt of complete approval and release for production no more than eight weeks after drawings have been submitted by EBARA HG ULC.
2. EBARA HG ULC's standard Terms and Conditions of Sale apply and are an integral part of this quotation unless specifically noted otherwise in this proposal.
3. All start-up and instructional services not included unless specifically noted otherwise in this proposal.
4. All starters and control equipment are not within EBARA HG ULC's scope of supply and are to be supplied by others unless specifically noted otherwise in this proposal.
5. This proposal does not include installation, wiring, field painting or any other items except as specifically described above.

# Pump Data Sheet - Hayward Gordon

Company:
Name:
Date: 05/15/2026

Hayward Gordon

## Pump:

| | | | |
|---|---|---|---|
| Size: | XCS8-C | Dimensions: | |
| Type: | XCS ScrewCentrifugal | Suction: | 8 in |
| Synch Speed: | Adjustable | Discharge: | 8 in |
| Dia: | 11 in | | |
| Curve: | 005-10604 | | |

## Fluid:

| | | | |
|---|---|---|---|
| Name: | Water | | |
| SG: | 1 | Vapor Pressure: | 0.256 psi a |
| Density: | 62.4 lb/ft³ | Atm Pressure: | 14.7 psi a |
| Viscosity: | 1.1 cP | | |
| Temperature: | 60 °F | Margin Ratio: | 1 |

## Search Criteria:

| | | | |
|---|---|---|---|
| Flow: | 1000 US gpm | Near Miss: | --- |
| Head: | 17 ft | Static Head: | 0 ft |

## Pump Limits:

| | | | |
|---|---|---|---|
| Temperature: | --- | Sphere Size: | 4 in |
| Wkg Pressure: | --- | | |

## Motor:

**Consult Hayward Gordon to select a motor for this pump.**

## Pump Selection Warnings:

One or more operating points are not within the selection window.

**--- Duty Point ---**

| | |
|---|---|
| Flow: | 1010 US gpm |
| Head: | 17.3 ft |
| Eff: | 73.6% |
| Power: | 5.95 hp |
| NPSHr: | 6.49 ft |
| Speed: | 1092 rpm |

**--- Design Curve ---**

| | |
|---|---|
| Shutoff Head: | 32.1 ft |
| Shutoff dP: | 13.9 psi |
| Min Flow: | 304 US gpm |

BEP: 75.3% @ 1217 US gpm
NOL Power:
6.36 hp @ 435 US gpm

**--- Max Curve ---**

Max Power:
24.5 hp @ 631 US gpm

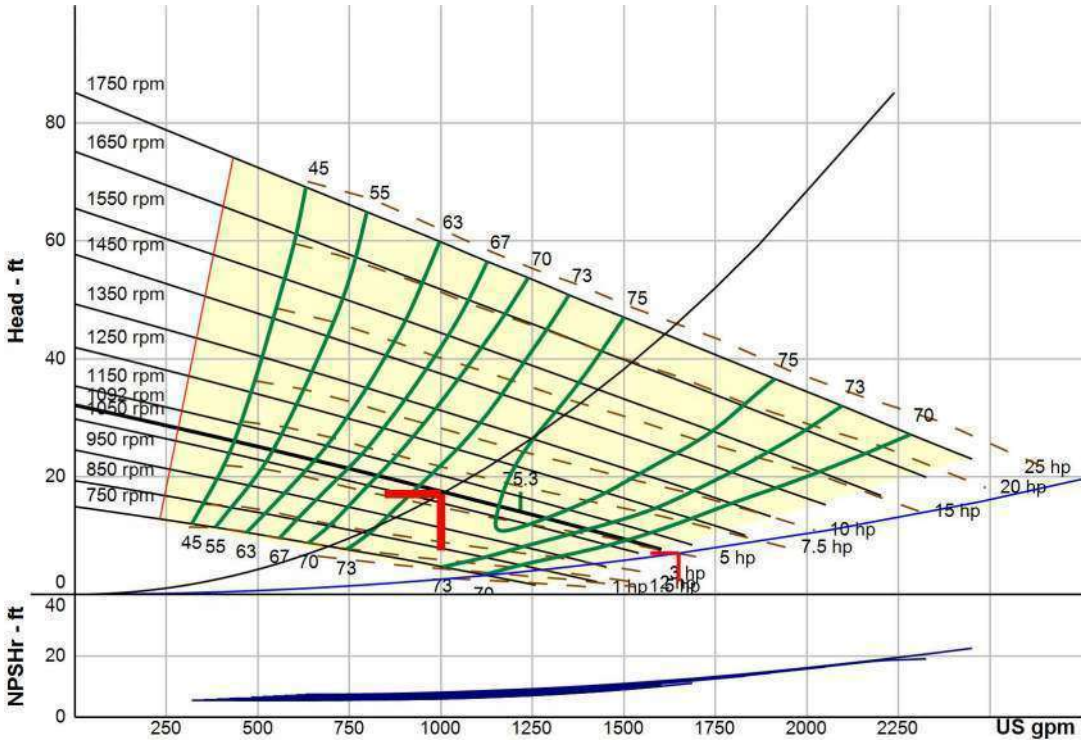


## Operating Points:

| Data Point | Speed | Flow | Head | NPSHr | Efficiency | Power | Min Flow |
|---|---|---|---|---|---|---|---|
| | rpm | US gpm | ft | ft | % | hp | US gpm |
| Primary | 1092 | 1010 | 17.3 | 6.49 | 73.6 | 5.95 | 304 |
| 1 | --- | --- | --- | --- | --- | --- | --- |

Selected from catalog: HaywardGordon.60, Vers 1.4.2

DO NOT SCALE

△6 Note: (*) Std. base for XCS6A/B/D with motors 404/405T is supplied with 6 mounting holes – 7/8"Dia.

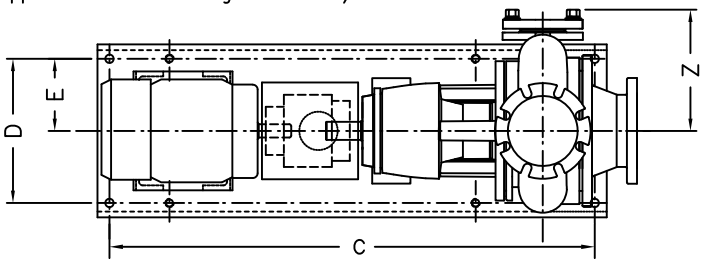


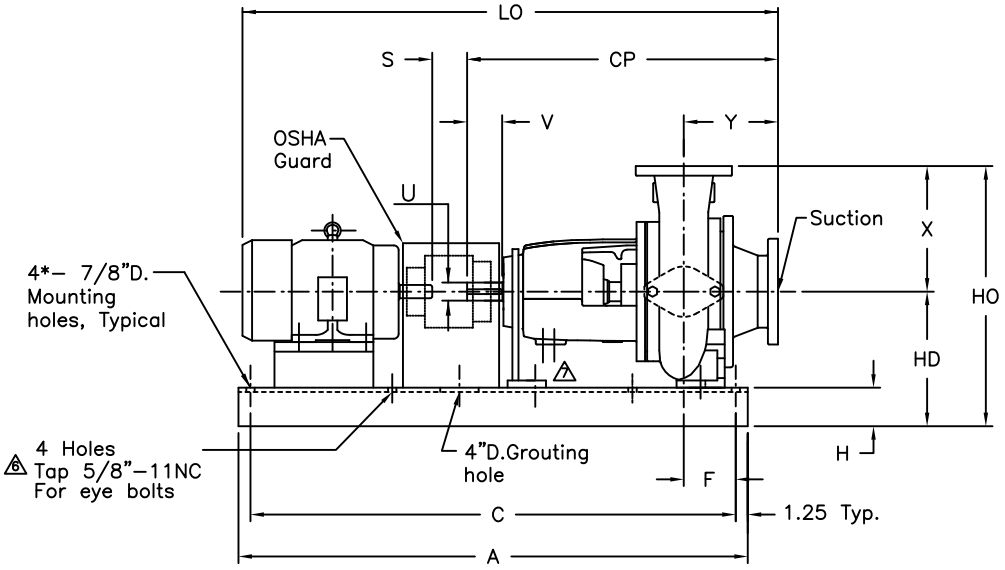


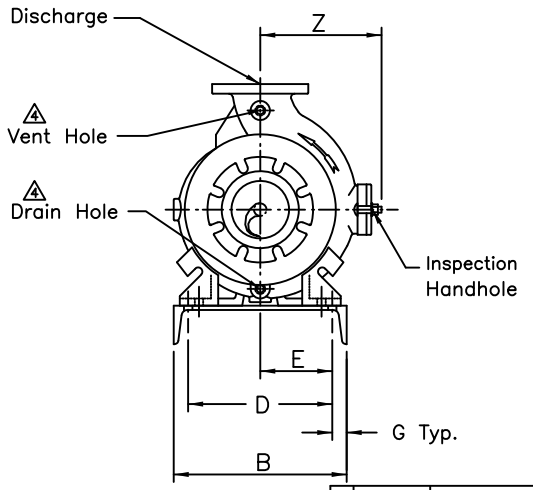


1. SUCTION AND DISCHARGE FLANGES:
C.I. – 125 lbs R.F.
ALLOYS & D.I.– 150 lbs R.F. △5 △10
ALL FLANGES MATE WITH STD. ASA FLANGES.

2. PUMP ROTATION–C.W. VIEWED FROM SHAFT END.

3. ALL DIMENSIONS ARE IN INCHES. USE FOR CONSTRUCTION ONLY IF CERTIFIED.

CERTIFIED FOR CONSTRUCTION

DATE SIGNED

HAYWARD GORDON ULC

| Suction / Pump model | Discharge / Motor frame | A | B | C | D | E | F | G | H | S | Pump shaft U | Pump shaft Sq. KEY | V | X | Y | Z | CP | HD | HO | LO | BASE DWG. |
|---|---|---|---|---|---|---|---|---|---|---|---|---|---|---|---|---|---|---|---|---|---|
| XCS6A/B/D △6 | 8 / 6 | 78 | 27 | 75.5 | 22 | 11 | 7.5 | 2.5 | 4.0 | 5.0 | 2.18 | .50x.50 | 4.25 | 16.0 | 13.5 | 15.3 | 43.6 | 18.5 △1 | 34.5 △1 | 73.9 | 02320394 |
| | 256T | | | | | | | | | | | | | | | | | | | 75.3 | 02320395 |
| | 284T | | | | | | | | | | | | | | | | | | | 76.8 | 02320395 |
| | 286T | | | | | | | | | | | | | | | | | | | 78.0 | 02320396 |
| | 324T | | | | | | | | | | | | | | | | | | | 79.5 | 02320396 |
| | 326T | | | | | | | | | | | | | | | | | | | 81.8 | 02320397 |
| | 364T | | | | | | | | | | | | | | | | | | | 82.8 | 02320397 |
| | 365T | | | | | | | | | | | | | | | | | | | 88.8 | 02330240 |
| | 404T | 90 | 27 | 87.5 | 22 | 11 | 7.5 | 2.5 | 4.0 | 7.75 | | | | | | | | | | 90.5 | 02330240 |
| | 405T | | | | | | | | | | | | | | | | | | | | |
| XCS8C/D | 8 / 8 | 66 | 27 | 63.5 | 22 | 11 | 7.3 | 2.5 | 4.0 | 3.63 / 5.0 | 1.88 | .50x.50 | 3.70 | 15.7 | 10.9 | 16.4 | 33.9 | 17.5 | 33.2 | 57.3 | 02320387 |
| | 215T | | | | | | | | | | | | | | | | | | | 61.0 | 02320388 |
| | 254T | | | | | | | | | | | | | | | | | | | 62.8 | 02320388 |
| | 256T | | | | | | | | | | | | | | | | | | | 64.2 | 02320389 |
| | 284T | | | | | | | | | | | | | | | | | | | 65.7 | 02320389 |
| | 286T | | | | | | | | | | | | | | | | | | | 68.3 | 02320390 |
| | 324T | | | | | | | | | | | | | | | | | | | 70.8 | 02320390 |
| | 326T | | | | | | | | | | | | | | | | | | | | |

| NO. | DATE: | REVISION | BY | CHK. |
|---|---|---|---|---|
| 10 | JAN 23,23 | D.I. ADDED, ECR 23003 | RP | |
| 9 | JULY 27,22 | GENERAL REVISION, ECR 22014 | RP | |
| 8 | MAY 12,06 | XCS6D ADDED * ECR 05093 | LF | |
| 7 | NOV 06,01 | HD & HO REVISED, V–BELT FOOT SHOWN*ECR 00380 | LF | |
| 6 | JUL 13,01 | ADD NOTE,EYE BOLT HOLES WERE 1/2"DIA.*ECR 01378 | LF | |
| 5 | JUL 05,01 | VENT & DRAIN HOLES ADDED * ECR 00423 | LF | |
| 4 | MAR28,01 | REVISED TITLE BLOCK AS NOTED ECR 01108 | ER | |
| 3 | DEC15.00 | REVISED AS NOTE ECR 00434 | ER | |
| 2 | MAY23,00 | DESCR. REVISED(XCS6 ONLY)*EDP#99002 | LF | |
| 1 | 2MAR00 | UPDATED TO LOCATE EYEBOLT CENTRES | TH | |

Hayward Gordon ULC

THIS DRAWING IS THE PROPERTY OF HAYWARD GORDON ULC AND MAY NOT BE USED OR COPIED EXCEPT AS EXPRESSLY AUTHORIZED BY IT. THIS DRAWING IS SUBJECT TO RECALL.

TITLE
STANDARD DIMENSIONAL DRAWING FOR DIRECT DRIVE XCS6A/B/D (3G PFR) & XCS8C/D △6 △2

| DESIGN BY: | DRAWN BY: | CHECKED BY: | DATE: |
|---|---|---|---|
| | JF | | AUGUST 31 1998 |
| SCALE: N.T.S. | SIZE: B | DWG.# 02320392 | SHEET 1 of 1 |

EBARA HG ULC
5 Brigden Gate
Halton Hills, ON L7G 0A3
P: (905) 693-8595
www.ebarahg.com

**TERMS AND CONDITIONS OF SALE**

**FORMATION OF AGREEMENT**

These Terms and Conditions of Sale apply to the purchase of Products, Services, or both, by Buyer from EBARA HG ULC. (hereinafter referred to as "Seller"), each as identified in Seller's quote. These Terms and Conditions, together with Seller's quote, comprise the entire agreement between the parties (the "Agreement").

**Seller's agreement to furnish Product or Services is expressly conditioned on Buyer's agreement to these Terms and Conditions. An order for Products, Services, or both, constitutes Buyer's acceptance of these terms and conditions. Seller rejects any terms, conditions, or warranties in Buyer's purchase order or other document or communication that are additional to or differ from those set out in this Agreement, unless set out in writing and signed by Seller's authorized representative.**

**PRICES**

**Quotes**. Prices in Seller's quote are valid for 30 days from the date of the quote unless otherwise specified in writing.

**Currency**. Prices are in the currency specified in Seller's quote. If no currency is specified, prices to buyers located in Canada are in Canadian dollars and prices to all other buyers are in US dollars.

**Taxes excluded**. Prices do not include any Duties, Tariffs or Taxes related to the Products or Services supplied under this Agreement, which are the responsibility of Buyer, unless Buyer presents a waiver or an exemption certificate acceptable to Seller.

**PAYMENT**

**Terms**. Buyer will pay all invoiced amounts in full, without deduction, back charge or set-off, payment is not contingent on Buyer receiving payment from Buyer's customer. All invoices are payable within 30 days from the date of Seller's invoice, unless agreed to by Seller's authorized representative. All claims against invoices must be made within 30 days after receipt of goods.

**Payment Method**. Seller reserves the right to review Buyer's credit and extend or deny credit. The Buyer consents to provision of credit information and to the disclosure of information concerning the Buyer to credit agencies or financial institutions. Upon determination that the Buyer's creditworthiness has changed adversely, or does not satisfy current credit standards, Seller may change the credit limit.
Buyer is hereby notified that payments by credit card will incur a 2% fee. NSF cheques will be subject to a $100 charge.

**Late Payment.** If payment is not made when required, Seller may at its option take one or more of the following actions: (i) treat such failure as a repudiation of all or a portion of the order that has not been fully performed and immediately suspend performance, (ii) continue production and make shipment under reservation of title or a security interest, and demand payment against tender of documents of title; (iii) charge interest at the lesser of 2% per month with an annual cap of 24% and the maximum rate permitted under applicable law, from the due date until paid, plus Seller's reasonable costs of collection. (iv) enter the premises where any Products for which Buyer has not paid are located, repossess such Products whatever the mode of their attachment to realty or other property, sell the repossessed Products, apply the proceeds to the overdue payment, and recover any deficiency from Buyer. (v) cancel credit privileges without notice. (vi) accelerate payment of the full balance owed. (vii) recover from the Buyer all costs incurred in collecting any unpaid amounts, including, but not limited to, collection suit fees, legal fees, and court costs.

**DELIVERY, RISK, TITLE**

**Delivery dates**. Delivery dates stated in advance of shipment, including in Seller's quote, are estimates only are not guaranteed. Seller will not be liable for or penalized because of delays in shipment for any cause. Seller reserves the right, upon prior notice to Buyer, to make partial deliveries or partial performance, which may be separately invoiced.

**Buyer Delay**. If Products cannot be shipped to or received by Buyer when ready because of any cause attributable to Buyer or its other contractors, Seller may store the Products at the sole expense and risk of Buyer; in such case, Seller will invoice Buyer and terms of payment will apply as if delivery had been made on the original delivery date.

**Damage/Shortage**. Claims for damages or shortages must be made within 5 days after receipt of Products.

**CHANGES**

Orders accepted by Seller are not subject to change or cancellation by Buyer, except with Seller's written consent. Where Seller authorizes changes (including changes to specifications, and special packaging, tests, or inspections in addition to Seller's normal procedures and not set out in Seller's Quote), Seller may charge Buyer reasonable costs of such change.

Seller will make every effort to maintain initial prices throughout the drawing and submittals process. For the avoidance of doubt, in the instance of any change and resubmittal Seller reserves the right to adjust the price in accordance with equity and necessity.

Further, should the Buyer not respond to confirm drawings and submittals in 30 days, the initial price quoted may no longer be valid and may be subject to change in accordance with equity and necessity.

**RETURNS**

Goods may not be returned without prior authorization of seller and will incur a minimum 20% restocking fee. Returns are at Seller's sole discretion. Returns of custom products will not be accepted.

**INSTALLATION**

All Products will be installed by and at the risk and expense of Buyer, unless otherwise specified in Seller's quote or agreed to in writing.

**WARRANTY**

Seller warrants that during the warranty period:
(i) all Products sold by it to Buyer pursuant to the Agreement, when properly stored, installed, used and maintained by Buyer, will in all material respects, conform to the specifications and be free from defects in materials and workmanship under normal usage; and
(ii) the Services performed by Seller will be performed in a good and workmanlike manner in accordance with any mutually agreed specifications.

**Warranty Period**. The warranty period for Products is one year from date of shipment.

**Warranty Claims/Seller's Obligations.** A claim must be submitted in writing, within 30 days of discovery, within the warranty period, to give rise to Seller's obligations. Seller's sole liability and Buyer's exclusive remedy for a breach of this warranty is limited to repair or replacement by Seller, in the case of the Product warranty, and re-performance by Seller in the case of the Services warranty. Such repair, replacement or reperformance will not extend the warranty period. Seller may require access to complete and accurate records of operation and maintenance during the warranty period, or the return of defective parts, freight prepaid, before a warranty claim is recognized.

**Third-party components**.
Products may contain components from third party manufacturers. Seller will use reasonable commercial efforts to extend to Buyer the benefit of any warranty given by the component manufacturer to Seller where the third-party manufacturer permits it to do so.

**No other warranties**.
All other warranties, representations, terms and conditions (express, implied or statutory) as to quality, condition, description, merchantability, fitness for purpose, compliance with sample, or non-infringement (except implied warranty of title) are expressly excluded to the fullest extent permitted by law.

**LIMITATION OF LIABILITY**

Exclusions. Without limiting the foregoing, Seller will have no liability in respect of:
(i) failure to follow Seller's use restrictions, specifications, recommendations or instructions or any misuse of the Products; (ii) any alteration, modification, repair, or enhancement of the Products by Buyer or any third party without Seller's prior written consent;(iii) any defect in the Product arising from designs, specifications or materials supplied by Buyer; (iv) any shipping, storage or working conditions different than those advised by Buyer after Seller's delivery of Products to Buyer; (v) chemical attack or wear; (vi) normal wear and tear; (vii) accident; (viii) fraud, negligence or wilful misconduct of Buyer or any of its affiliates or representatives; (ix) any Product for which the purchase price has not been paid in full in accordance with the Agreement.

**Limitation**.
(i) In no event will Seller' liability, in the aggregate, for damages arising out of the use of the Product or Services, or arising under this Agreement, whether in contract, tort (including negligence), or otherwise, to Buyer or any other person exceed the amount paid by Buyer to Seller under the Agreement for the Products or Services to which such claim or damages relates;(ii) Seller will not be liable for loss of profit or revenues, loss of use of equipment or systems, loss or deferral of production, interruption of business or loss of contract, loss of use, increased operating costs, or claims of Buyer's customers for any of the foregoing, any special,
consequential, incidental, indirect, or punitive damages, whether or not foreseeable at the date of Seller starting performance of the Agreement and even if Seller is advised in advance of the possibility of any such loss or damages.

**INDEMNITY**

Each party will indemnify the other party from and against claims brought by a third party, on account of personal injury or damage to the third party's tangible property, to the extent caused by the negligence of the indemnifying party in connection with this Agreement. If the injury or damage is caused by joint or concurrent negligence of Buyer and Seller, the loss or expense will be borne by each party in proportion to its degree of negligence. For purposes of Seller's indemnity obligation, no part of a Product is considered third party property, and "third party" does not include Buyer or any subsequent owner of the Products, their subsidiaries, parents, affiliates, agents, successors, or assigns, including any operation or maintenance contractor, or their insurer.

**EXCUSED PERFORMANCE/FORCE MAJEURE**

A party will not be liable in respect of the non-performance of any of its obligations to the extent such performance is prevented by any circumstances beyond its reasonable control including but not limited to, strikes, lock-outs or labour disputes of any kind (whether relating to its own employees or others), fire, flood, explosion, natural catastrophe, military operations, blockade, sabotage, revolution, riot, civil commotion, war

or civil war, acts or threats of terrorism. If such an event occurs, the time for performance will be extended by the amount of time lost by reason of the event plus such additional time as may be needed to overcome the effect of the event.

**COMPLIANCE WITH LAWS**

Each party shall comply with all applicable laws and regulations, orders, ordinances, resolutions, decrees, or restrictive measures and/or other requirements, including, but not limited to, import and export control, anti-bribery and anti-money laundering laws, regulations, codes, or ordinances. In no event shall buyer use, divert, import, export, or re-export products and/or technology in violation of such applicable laws and regulations.

Buyer hereby certifies that it will not export, re-export, or transfer all or part(s) of the products to Iran, North Korea and any countries of the sanctioned countries under the laws and regulations applicable to seller.

**GOVERNING LAW**

Unless otherwise agreed to in writing, the laws of the jurisdiction from which Seller ships the Product(s) will govern the interpretation and construction of this Agreement, and the Parties agree to submit to the exclusive jurisdiction of the courts of such jurisdiction.

**Waiver**. No waiver of any of the provisions of this Agreement will constitute a waiver of any other provision (whether or not similar).

**Severability**. If any provision of this Agreement is determined to be illegal, invalid or unenforceable, that provision will be severed from this Agreement and the remaining provisions will remain in full force and effect.

**Assignment/Subcontracting.**
Seller may assign or novate its rights and obligations under this Agreement, in whole or in part, to any of its affiliates. Seller may subcontract portions of the work to any third party.

## Javier Velez

**From:** Nik Yakubow
**Sent:** Monday, May 25, 2026 7:02 PM
**To:** Christian Schultz
**Cc:** Maria Mendez; Eric Nash; Javier Velez
**Subject:** FW: [EXTERNAL] Pumps/Valves Manatee PCL
**Attachments:** 1000gpm17ft 20260521.PDF; 4700gpm19ft 20260521.PDF; Curves - Manatee SE RAS.pdf; Curves - Manatee SE WAS.pdf; EMD-25-487-AP rev2 Manatee Co SERWRF - PCL.pdf; cd24516.02 Manatee County FL Proposal.pdf

---

**From:** Brandon Lang <blang@cviwater.com>
**Sent:** Friday, May 22, 2026 4:08 PM
**To:** Nik Yakubow <NCYakubow@pcl.com>
**Cc:** Maria Mendez <MMendez@pcl.com>
**Subject:** Re: [EXTERNAL] Pumps/Valves Manatee PCL

> Some people who received this message don't often get email from blang@cviwater.com. Learn why this is important

Nik,

My apologies for a lack of details on these pump's proposals but we did get feedback from a pump supplier. Note that the End-Suction Pump requirements, especially with being used for Granular Sludge Circulation and at the operating points specified suggest the use of a solid handling pump, like the Screw Impeller. Both of our offerings are from Hidrostal. Note that we tried working with several end-suction manufacturers and the operating conditions were not achievable due to the Low TDH values.

Attached are the curves and data associated w/ the pumps & motors. Hidrostal, inventor of the Screw Impeller pumps, is offering these per the specs.

Section 11424 (P-37101 & P-37102 via Hidrostal)

- 2 qty Hidrostal E8K-SS, per performance attached w/ 10 hp motor (accommodating the Full Speed curve of the motor).
- Price = $ 115,411.00 USD

Section 11425 (P-33401 thru P-33404 via Hidrostal)

- 4 qty Hidrostal H12K-SS, per performance attached w/ 40 hp motor (accommodating the Full Speed curve of the motor).
- Price = $ 535,316.00 USD

Valve Package (Bray & Val-Matic):

- Please see the attached updated proposal (EMD-25-487-AP rev2...)
- Price = $ 164,563.00 USD

Section 11444 (Aeration Basin diffusers via Nexom-EDI):

- Please see the attached updated proposal (cd24516.02 ...)
- Price = $ 458,600.00 USD

Sincerely,

**Brandon Lang, P.E.**
Regional Sales Manager
Carter & VerPlanck, a DXP Company
4910 W Cypress St.
Tampa, FL 33607
Office 813-287-0709
Mobile 813-481-5200
blang@cviwater.com
www.cviwater.com
www.dxpe.com

*Confidentiality Notice: This message, including attachments, is confidential and may be privileged. If you are not an intended recipient, please notify the sender then delete and destroy the original message and all copies. You should not copy, forward and/or disclose this message, in whole or in part, without permission of the sender. If you received this email message in error, please notify us immediately by email at webmaster@dxpe.com.*

---

**From:** Brandon Lang <blang@cviwater.com>
**Sent:** Thursday, May 21, 2026 2:59 PM
**To:** Nik Yakubow <NCYakubow@pcl.com>
**Cc:** Maria Mendez <MMendez@pcl.com>
**Subject:** Re: [EXTERNAL] Pumps/Valves Manatee PCL

Nik,

Confirmed we will have this to you tomorrow , from all parties.

Sincerely,

**Brandon Lang, P.E.**
Regional Sales Manager
Carter & VerPlanck, a DXP Company
4910 W Cypress St.
Tampa, FL 33607
Office 813-287-0709
Mobile 813-481-5200
blang@cviwater.com
www.cviwater.com
www.dxpe.com

*Confidentiality Notice: This message, including attachments, is confidential and may be privileged. If you are not an intended recipient, please notify the sender then delete and destroy the original message and all copies. You should not copy, forward and/or disclose this message, in whole or in part, without permission of the sender. If you received this email message in error, please notify us immediately by email at webmaster@dxpe.com.*

---

**From:** Nik Yakubow <NCYakubow@pcl.com>
**Sent:** Wednesday, May 13, 2026 12:19 PM
**To:** Brandon Lang <blang@cviwater.com>

**Cc:** Maria Mendez <MMendez@pcl.com>
**Subject:** [EXTERNAL] Pumps/Valves Manatee PCL

You don't often get email from ncyakubow@pcl.com. Learn why this is important
This message has originated from an **External Source**. Please use proper judgment and caution when opening attachments, clicking links, or responding to this email.

Hey Brandon,

Above I linked your previous quote for the valves, as well as the specs for the horizontal end centrifugal pumps (4 needed).
And the specs for the Screw-Induced flow centrifugal pumps (2 needed).

All the best,

**Nik Yakubow**
**PCL Construction, Inc.**
1 N Dale Mabry Hwy, Suite 300
Tampa, FL 33609
M: (602) 448 7545
NCYakubow@pcl.com

**www.pcl.com**
**TOGETHER WE BUILD SUCCESS**

# Pump Data Sheet - Hidrostal US

Company: AGS pump
Name: Manatee SE
Date: 05/21/2026

## Pump:

| | | | |
|---|---|---|---|
| Size: | H12V-SS | Dimensions: | |
| Type: | V-Line | Suction: | 12 in |
| Synch Speed: | Adjustable | Discharge: | 12 in |
| Dia: | 17.125 in | | |
| Curve: | C-2022-1000 | | |

## Fluid:

| | | | |
|---|---|---|---|
| Name: | Water | | |
| SG: | 1 | Vapor Pressure: | 0.256 psi a |
| Density: | 62.4 lb/ft³ | Atm Pressure: | 14.7 psi a |
| Viscosity: | 1.1 cP | | |
| Temperature: | 60 °F | Margin Ratio: | 1 |

## Search Criteria:

| | | | |
|---|---|---|---|
| Flow: | 4700 US gpm | Near Miss: | --- |
| Head: | 19 ft | Static Head: | 0 ft |

## Pump Limits:

| | | | |
|---|---|---|---|
| Temperature: | --- | Sphere Size: | 5.1 in |
| Wkg Pressure: | --- | | |

## Motor:

**Consult Hidrostal US to select a motor for this pump.**

## Pump Selection Warnings:

One or more operating points are not within the selection window.

### --- Duty Point ---

| | |
|---|---|
| Flow: | 4705 US gpm |
| Head: | 19 ft |
| Eff: | 74.9% |
| Power: | 30.2 hp |
| NPSHr: | 14.6 ft |
| Speed: | 849 rpm |

### --- Design Curve ---

| | |
|---|---|
| Shutoff Head: | 51 ft |
| Shutoff dP: | 22.1 psi |
| Min Flow: | --- US gpm |

BEP: 77.4% @ 4014 US gpm
NOL Power:
31.6 hp @ 2502 US gpm

### --- Max Curve ---

Max Power:
88.3 hp @ 3403 US gpm

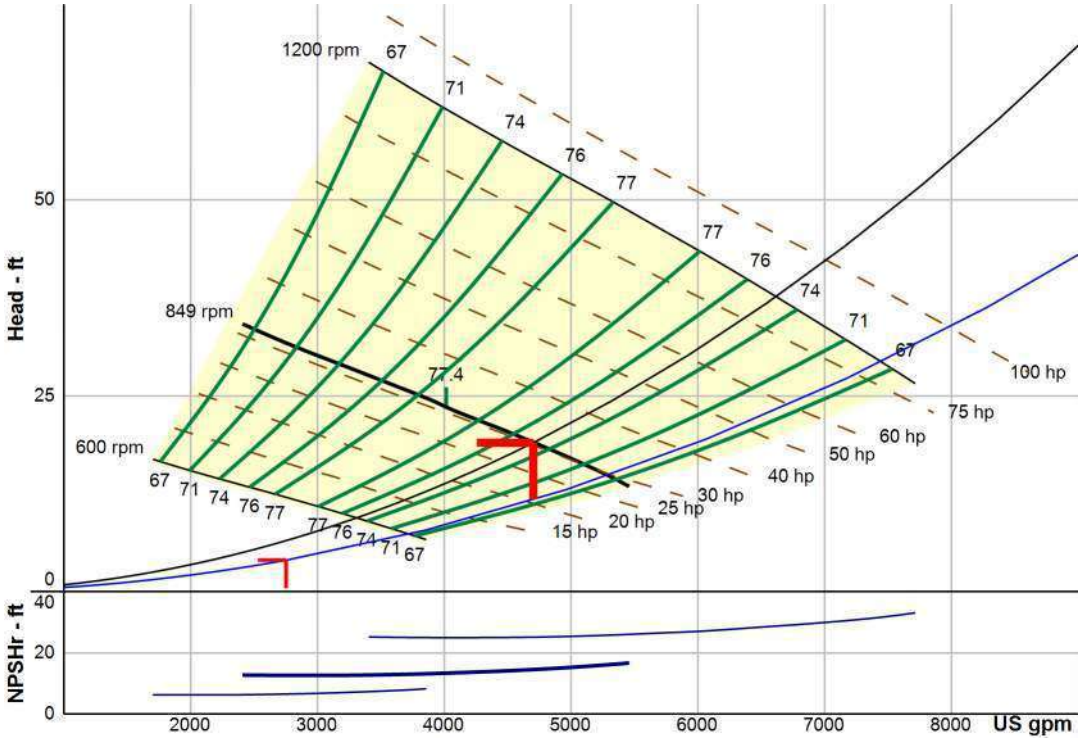


## Operating Points:

| Data Point | Speed | Flow | Head | NPSHr | Efficiency | Power | Min Flow |
|---|---|---|---|---|---|---|---|
| | rpm | US gpm | ft | ft | % | hp | US gpm |
| Primary | 849 | 4705 | 19 | 14.6 | 74.9 | 30.2 | --- |
| 1 | 849 | 5293 | 14.8 | 16.1 | 66.8 | 29.7 | --- |

Selected from catalog: Hidrostal US.60, Vers 1.2

# Pump Data Sheet - Hidrostal US

Company: Manatee SE WRF
Name: PCL - Bid
Date: 05/21/2026

## Pump:

| | | | |
|---|---|---|---|
| Size: | E8K-SS | Dimensions: | |
| Type: | K-Line | Suction: | 8 in |
| Synch Speed: | Adjustable | Discharge: | 8 in |
| Dia: | 10.875 in | | |
| Curve: | C-2215-1500 | | |

## Fluid:

| | | | |
|---|---|---|---|
| Name: | Water | | |
| SG: | 1 | Vapor Pressure: | 0.256 psi a |
| Density: | 62.4 lb/ft³ | Atm Pressure: | 14.7 psi a |
| Viscosity: | 1.1 cP | | |
| Temperature: | 60 °F | Margin Ratio: | 1 |

## Search Criteria:

| | | | |
|---|---|---|---|
| Flow: | 1000 US gpm | Near Miss: | --- |
| Head: | 17 ft | Static Head: | 0 ft |

## Pump Limits:

| | | | |
|---|---|---|---|
| Temperature: | --- | Sphere Size: | 3.94 in |
| Wkg Pressure: | --- | | |

## Motor:

**Consult Hidrostal US to select a motor for this pump.**

## Pump Selection Warnings:

One or more operating points are not within the selection window.

**--- Duty Point ---**

| | |
|---|---|
| Flow: | 1199 US gpm |
| Head: | 24.4 ft |
| Eff: | 79% |
| Power: | 9.36 hp |
| NPSHr: | 3.43 ft |
| Speed: | 1180 rpm |

**--- Design Curve ---**

| | |
|---|---|
| Shutoff Head: | 46.5 ft |
| Shutoff dP: | 20.2 psi |
| Min Flow: | --- US gpm |

BEP: 79.4% @ 1305 US gpm
NOL Power:
9.58 hp @ 1595 US gpm

**--- Max Curve ---**

Max Power:
33.8 hp @ 2401 US gpm

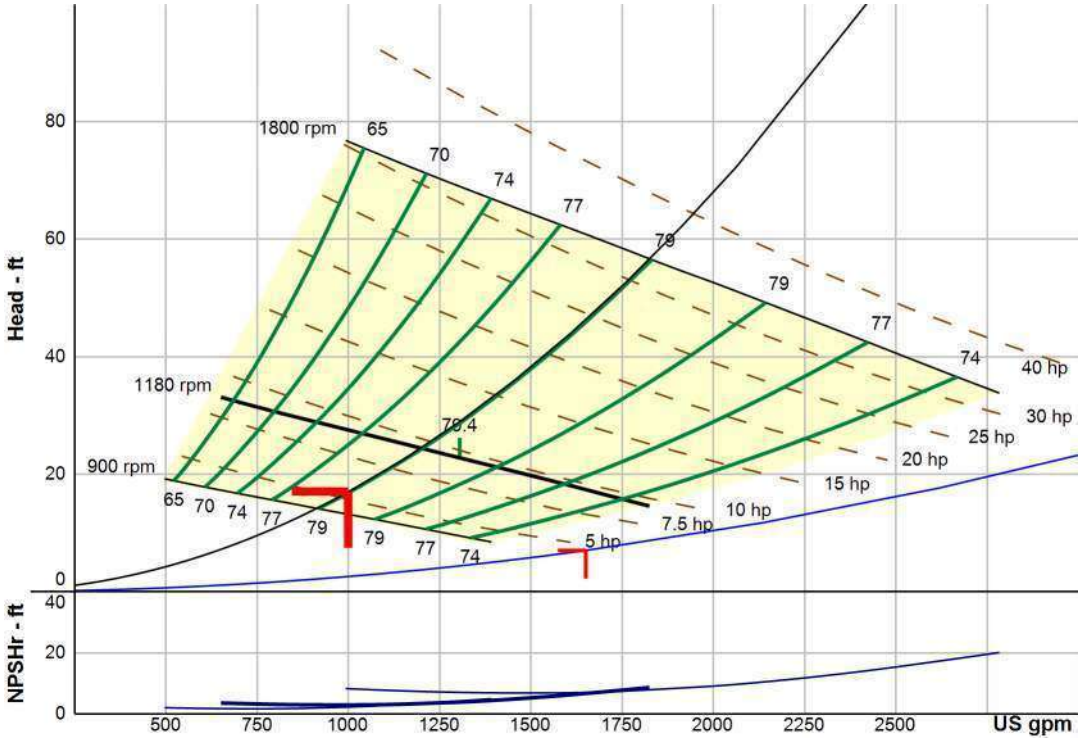


## Operating Points:

| Data Point | Speed | Flow | Head | NPSHr | Efficiency | Power | Min Flow |
|---|---|---|---|---|---|---|---|
| | rpm | US gpm | ft | ft | % | hp | US gpm |
| Primary | 1180 | 1199 | 24.4 | 3.43 | 79 | 9.36 | --- |
| 1 | --- | --- | --- | --- | --- | --- | --- |

Selected from catalog: Hidrostal US.60, Vers 1.2

| | Design | Secondary |
|---|---|---|
| Speed (rpm) | 986 | 952 |
| Flow (usgpm) | 1000 | 1650 |
| Total Head (ft.) | 17 | 7 |
| Efficiency | 75.3% | 62.8% |
| Power (HP) | 5.7 | 4.6 |
| NPSHr (ft.) | 5.1 | 10.2 |

*Hidrostal North America*
*2225 White Oak Circle, Suite 101*
*Aurora, IL 60502, USA*

| PREROSTAL PERFORMANCE CURVE | | | | |
|---|---|---|---|---|
| **Sales Order** | SO59104 - Manatee SE - WAS | | Value | *Unit* |
| **Pump Model** | E8K-SS | **Design Speed** | 986 | *RPM* |
| **Suction** | 8" | **Design Flow** | 1000/1650 | *USGPM* |
| **Discharge** | 8" | **Design Head** | 17/7 | *FT* |
| **Max Sphere Size** | 4" (100mm) | **Static Head** | - | *FT* |
| **Curve** | CUR-E08K-SS | **Minimum Flow** | - | *GPM* |

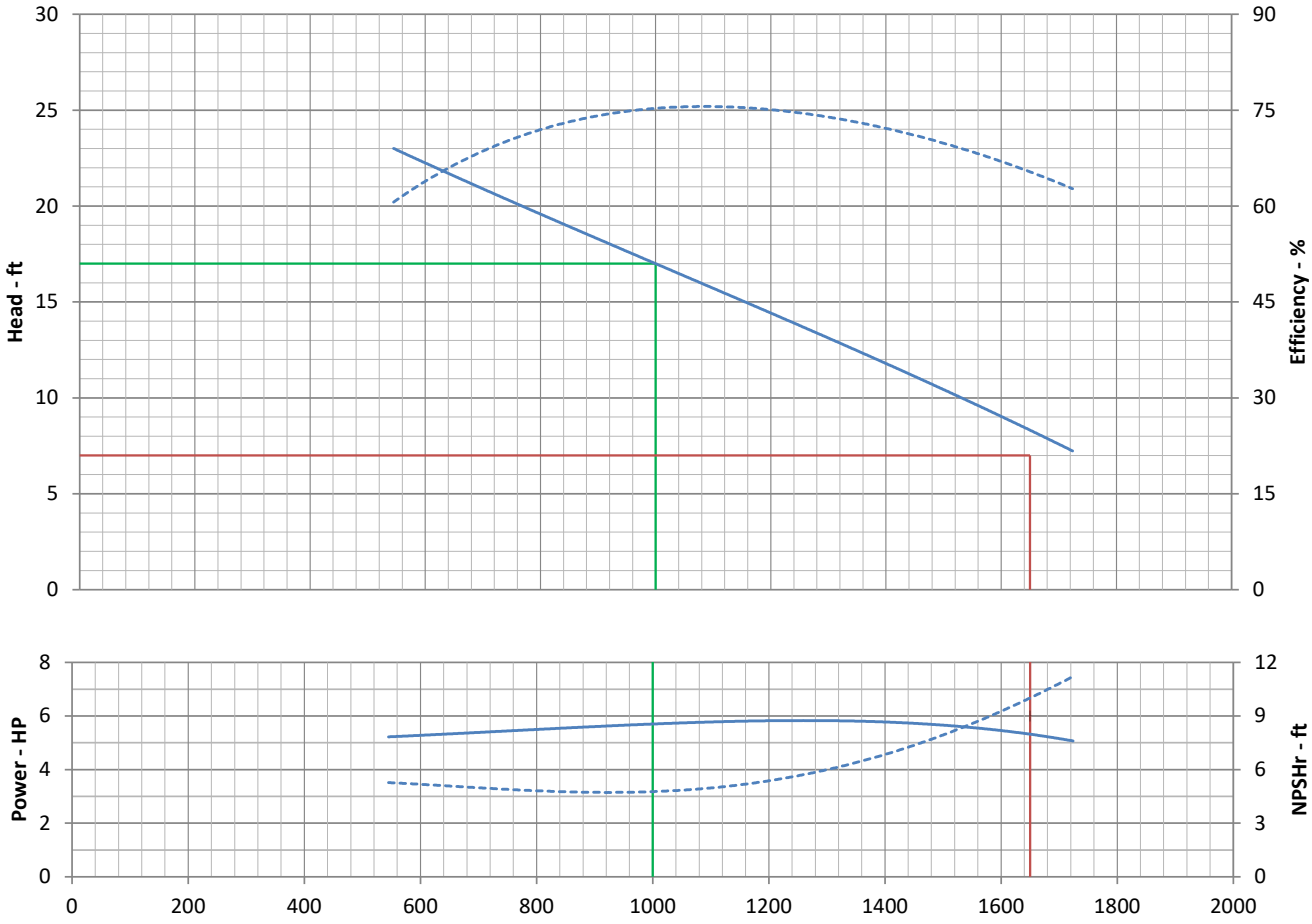


Data provided from previous tests under ideal testing conditions using clear water and standard materials of construction. Field testing results may vary. Affinity laws used for speed adjustment calculations.

**Notes:**

**Created By:** **Mickey Hyland** **Date** **5/22/2026**

Copyright © 2025 HIDROSTAL LLC. All Rights Reserved.

REMIT TO: 4910 W CYPRESS STREET
TAMPA, FL 33607
WAREHOUSE: 6920 N U.S. HWY 41 #1104
APOLLO BEACH, FL 35572
PHONE: 352-861-0067
WWW.ENVIRONMENTAL-MD.COM

# QUOTATION

**DATE:** 11/7/2025, 5/22/2026, 5/22/2026

**TO:** PCL

**ATTN:** Nik Yakubow

**REF:** Manatee County SERWRF Capacity Improvements Project - Phase B

**QUOTE:** EMD-25-487-AP
**REV:** 2
**PHONE:**
**FAX:**
**PAGES:** TWO

EMD is pleased to offer the following:

| Item # | Qty | Product Description - Globally Sourced | Net each | Total |
|---|---|---|---|---|
| 1 | 7 | 12" 150# LUGG HP VALVE BRAY S41 SS/SS/RTFE + GEAR OPP<br>Part Number 411200-11001066<br>S41 12" 316,316,17-4,RTFE/SIL"<br>Bray HPBFV ANSI Class 150. Lug Style.<br>Body: ASTM A351 Gr CF8M Stainless Steel<br>Disc: ASTM A351 Gr CF8M Stainless Steel<br>Stem: 17-4PH Stainless Steel<br>Seat: RTFE with Silicone Rubber Energizer<br>With Handwheel<br>*Lead time: 1-2 weeks*<br>Valve weighs ~ 155 lbs each | $ 4,544.00 | $ 31,808.00 |
| 2 | 3 | 12" 150# LUGG HP VALVE BRAY S41 SS/SS/RTFE + AUMA EMA<br>Part Number 411200-11001066<br>S41 12" 316,316,17-4,RTFE/SIL"<br>Bray HPBFV ANSI Class 150. Lug Style.<br>Body: ASTM A351 Gr CF8M Stainless Steel<br>Disc: ASTM A351 Gr CF8M Stainless Steel<br>Stem: 17-4PH Stainless Steel<br>Seat: RTFE with Silicone Rubber Energizer<br>AUMA electric motor actuator with handhweel 460v<br>*Lead time: 28-30 weeks*<br>Valve weighs ~ 175 lbs each | $ 19,653.00 | $ 58,959.00 |

| | | | | |
|---|---|---|---|---|
| 3 | 2 | 506C.3BFMI<br>6" VAL-MATIC SWING-FLEX CHECK VALVE, 125#<br>FLANGED ENDS, 250 PSI CWP, DUCTILE IRON BODY, BUNA-N DISC, 316 SS BOLTS, FUSION 12-20 MILS INT/EXT.<br>INCLUDES MECHANICAL INDICATOR AND BACKFLOW ACTUATOR.<br>*Valve weighs ~ 105lbs each*<br>*Lead time: In stock in*<br>*****Bidding as alternate for 6" Lever and weight check valve, SwingFlex named in APL***** | $ 2,526.00 | $ 5,052.00 |
| 4 | 4 | 516C.3BFMI<br>16" VAL-MATIC SWING-FLEX CHECK VALVE, 125#<br>FLANGED ENDS, 250 PSI CWP, DUCTILE IRON BODY, BUNA-N DISC, 316 SS BOLTS, FUSION 12-20 MILS INT/EXT.<br>INCLUDES MECHANICAL INDICATOR AND BACKFLOW ACTUATOR.<br>*Valve weighs ~ 915lbs each*<br>*Lead time: 10-12 weeks*<br>*****Bidding as alternate for 16" Lever and weight check valve, SwingFlex named in APL***** | $ 17,186.00 | $ 68,744.00 |
| | | **Grand Total** | **>>>>>>>>>>** | **$ 164,563.00** |

Notes:

1. All pricing in this scope is FOB shipping point with **freight prepaid and added to the total**. Terms are Net 30 Days, with approved credit. This quote is based on current steel and iron pricing and availability. Due to the unstable market for raw materials, increases in pricing may be passed on at the time of order. In the event of additional **international trade tariffs**, final pricing will be subject to any additional tariffs.

2. Take-offs are for the purpose of determining quantity discounts and the best available freight rates, but we do not guarantee our take-offs.
3. No retainage or liquidated damages are allowed.
4. Unless otherwise noted, this scope does not meet the 2014 American Iron and Steel Act.
5. Field Service is not include unless noted above.
6. Electronic submittals and O&M's are no charge. Please inquire about hard copy pricing.
7. Parts orders do carry a minimum order based on manufacturer - please confirm quanities prior to ordering parts.
8. A +3% service fee will apply for credit card purchases.
9. Pricing is valid for 30 days from the above date.
10. Taxes are not included.
11. Remit PO's to Florida Valve and Equipment, LLC, a DXP Company.

Sincerely,

Alex Patterson

Alex Patterson
941-419-0598
Environmental MD Inc., a DXP Company

Hudson
Pump & Equipment
A Division of Tencarva Machinery Company
3524 Craftsman Boulevard, Lakeland, FL 33803
Phone (863) 665-7867 Fax (863) 667-2951

# PROPOSAL/CONTRACT

**TO:** PCL **DATE:** 5-22-26

**PROJECT:** Manatee County SEWRF - Phase B - Capacity Improvements

**BID DATE:** 5-22-26

---

**Hudson Pump & Equipment agrees to sell to Purchaser and Purchaser agrees to purchase from Hudson Pump & Equipment the products as described below:**

## I. EQUIPMENT DESCRIPTION:

**SECTION 11425 – HORIZONTAL END SUCTION CENTRIFUGAL PUMPS**

**AGS Pumps (P-33401, P-33402, P-33403, P-33404)**

Flygt AC Package to include the following**:**

Qty 4. Flygt AC Centrifugal Pumps, Model 150 NSY, 16x16-20 rated for 4700gpm 19ft. TDH, in Cast Iron construction with CI/2-3% nickel impeller, split mechanical seal, with a 30hp/710rpm TEFC premium efficient severe duty 3/60/460V motor, coupling with guard and individual fabricated steel base plates.

***Note: pump, motor and base will all be shipped separately and require field assembly while installing by others.**

## II. APPLICABLE SPECIFICATIONS:

11425

The specifications listed above are the only specifications that shall apply to this proposal either directly or by reference. Any specification that is not specifically included as part of this proposal is excluded from this offering.

## III. COMMENTS AND CLARIFICATIONS:

1) 1.03.A.1.h – Anchorage and bracing to be supplied by others.
2) 1.03.B.1 – Anchorage and bracing to be supplied by others.
3) 2.01.B – Adjustable frequency drives and coordination with adjustable frequency drives to be supplied by others.
4) 2.03.A – Pump and motor nameplates to be manufacturer's standard.
5) 2.03.D – Anchor bolts to be supplied by others.
6) 2.04 – Factory surface preparation and coating shall be Xylem standard which is as follows: Prior to paint, blast and clean per SSPC-SP10. Primer coat shall be Carboline Carboguard 890, DFT of 4 to 6 mils. Top coat shall be Carboline Carboguard 890, color navy grey (color code 2708), DFT of 4 to 8 mils. Motor to have vendors standard coating.

**IV. BID VALIDITY:** This bid is valid for 120 days unless withdrawn by seller in writing and is based upon equipment release for manufacture within 120 days and shipment upon completion or within 10 days of test curve submittal.

**V. ESCALATION:** Material surcharges and escalation will apply to all orders not released for manufacturing and shipment within 90 days of the quote date.

**VI. TERMS OF PAYMENT:** 100% net cash 30 days with credit approval. **A 2% processing fee shall be added to all credit card payments.** A late charge of 1.5% per month shall be added to all unpaid balances. The Purchaser shall pay all attorney's fees and collection charges for any late payments. If shipment is delayed by the purchaser, the date of readiness for shipment shall be deemed the date of shipment for payment purposes. Payments shall be prorated as shipments go forward. Full payment is required before equipment start-up. Payment is not contingent upon Purchaser's receipt of payment from others.

**VII. TAXES:** No taxes are included.

**VIII. TITLE AND FREIGHT:** F.O.B. Factory, Freight Allowed to Jobsite.

**IX. PAINT:** The equipment will be shop painted per the manufacturers standard paint system.

**X. SERVICE:** 6 trips and 6 days of service for inspection, start-up and training on are included at no charge. For additional service, add $1500 per day plus expenses.

**XI. EXCLUDED ITEMS:** The following items are **not** included:
Installation, alignment, soleplates, templates, anchor bolts, standard tools, lubricants, and any other items not specifically listed in this proposal.

**XII. TERMS AND CONDITIONS:** This proposal is quoted on the standard terms, conditions and warranty of the manufacturers and per the attached. Hudson Pump & Equipment assumes no liability for liquidated damages, consequential damages and/or removal and reinstallation charges.

**XIII. SHIPPING DATE:** 8-10 weeks for submittal preparation.
38-42 weeks for manufacture after approval, subject to prior sale.

**XIV. TOTAL PRICE, FREIGHT INCLUDED** ……..$ 398,000.00

**XV. SIGNATURES**

| | |
|---|---|
| By _____ (Signature) | Accepted By _____ (Signature) |
| Robert Maxwell (Name) | _____ (Name) |
| Account Manager (Title) | _____ (Title) |
| Hudson Pump & Equipment (Company | _____ (Company) |
| _____ (Date) | _____ (Date) |

# HUDSON PUMP & EQUIPMENT TERMS AND CONDITIONS

**WARRANTY** - Company warrants title to the product(s) and, except as noted with respect to items not of Company's manufacturer, also warrants the product(s) on date of shipment to Purchaser, to be of the kind and quality described herein, and free of defects in workmanship and material. THIS WARRANTY IS EXPRESSLY IN LIEU OF ALL OTHER WARRANTIES, INCLUDING BUT NOT LIMITED TO IMPLIED WARRANTIES OF MERCHANTABILITY AND FITNESS, AND CONSTITUTES THE ONLY WARRANTY OF COMPANY WITH RESPECT TO THE PRODUCT(S).

If within one year from date of initial operation, but not more than eighteen months from date of shipment by Company of any item of product(s), Purchaser discovers that such item was not as warranted above and promptly notifies Company in writing thereof, Company shall remedy such nonconformance by, at Company's option, adjustment or repair or replacement of the item and any affected part of the product(s). Purchaser shall assume all responsibility and expense for removal, reinstallation, and freight in connection with the foregoing remedies. The same obligations and conditions shall extend to replacement parts furnished by Company hereunder. Company shall have the right of disposal of parts replaced by it. Purchaser agrees to notify Company, in writing, of any apparent defects in design, material or workmanship, prior to performing any corrective action back chargeable to the Company. Purchaser shall provide a detailed estimate of the material, labor costs associated with proposed remedy for expeditious review and approval by the Company.

ANY SEPARATELY LISTED ITEM OF THE PRODUCT(S) WHICH IS NOT MANUFACTURED BY THE COMPANY IS NOT WARRANTED BY COMPANY and shall be covered only by the express warranty, if any, of the manufacturer thereof.

THIS STATES PURCHASER'S EXCLUSIVE REMEDY AGAINST COMPANY AND ITS SUPPLIERS RELATING TO THE PRODUCT(S) WHETHER IN CONTRACT OR IN TORT OR UNDER ANY OTHER LEGAL THEORY, AND WHETHER ARISING OUT OF WARRANTIES, REPRESENTATIONS, INSTRUCTIONS, INSTALLATIONS OR DEFECTS FROM ANY CAUSE. Company and its suppliers shall have no obligation as to any product which has been improperly stored or handled, or which has not been operated or maintained according to instructions in Company or supplier furnished manuals.

**NUCLEAR** - Purchaser represents and warrants that the product(s) covered by this contract shall not be used in or in connection with a nuclear facility or application.

**NONCANCELLATION** - Purchaser may not cancel or terminate for convenience, or direct suspension of manufacture, except on mutually acceptable terms.

**DELAYS** - If Company suffers delay in performance due to any cause beyond its control, including but not limited to act of God, war, act or failure to act of government, act or omission of Purchaser, fire, flood, strike or labor troubles, sabotage, or delay in obtaining from others suitable services, materials, components, equipment or transportation, the time of performance shall be extended a period of time equal to the period of the delay and its consequences. Company will give to Purchaser notice in writing within a reasonable time after Company becomes aware of any such delay.

**STORAGE** - Any item of the product(s) on which manufacture or shipment is delayed by causes within Purchaser's control, or by causes which affect Purchaser's ability to receive the product(s), may be placed in storage by Company for Purchaser's account and risk.

**TITLE AND INSURANCE** - Title to the product(s) and risk of loss or damage shall pass to Purchaser at the f.o.b. point, except that a security interest in the product(s) and proceeds and any replacement shall remain in Company, regardless of mode of attachment to realty or other property, until the full price has been paid in cash. Purchaser agrees to do all acts necessary to perfect and maintain said security interest, and to protect Company's interest by adequately insuring the product(s) against loss or damage from any external cause with Company named as insured or co-insured.

**LIMITATION OF LIABILITY** - Neither Company nor its suppliers shall be liable, whether in contract or in tort or under any other legal theory, for loss of use, revenue or profit, or for cost of capital or of substitute use or performance, or for incidental, indirect, or special or consequential damages, or for any other loss or cost of similar type, or for claims by Purchaser for damages of Purchaser's customers. Likewise, Company shall not, under any circumstances, be liable for the fault, negligence, or wrongful acts of Purchaser or Purchaser's employees, or Purchaser's other contractors or suppliers.

IN NO EVENT SHALL COMPANY BE LIABLE IN EXCESS OF THE SALES PRICE OF THE PART(S) OR PRODUCT FOUND DEFECTIVE.

**GENERAL** - (a) Company will comply with all laws applicable to Company. Compliance with OSHA or similar federal, state or local laws during any operation or use of the product(s) is the sole responsibility of Purchaser. (b) The laws of the State of Florida shall govern the validity, interpretation and enforcement of any contract of which these provisions are a part, without giving effect to any rules governing the conflict of laws. (c) This document and any other documents specifically referred to as being a part hereof, constitute the entire contract on the subject matter, and it shall not be modified except in writing signed by both parties. Unless otherwise specified, any reference to Purchaser's order is for identification only. Assignment may be made only with written consent of both parties.

**ACCEPTANCE** - The determination of compliance with performance guarantees will be based on results of factory tests under controlled conditions with calibrated instruments and tested per standards of the Hydraulic Institute.

**CONTROLLING PROVISIONS** - These terms and conditions shall control with respect to any purchase order or sale of the Company's products. No waiver, alteration or modification of these terms and conditions whether on Purchaser's purchase order or otherwise shall be valid unless the waiver, alteration or modification is specifically accepted in writing and signed by an authorized representative of the Company.

# Item I: Description of Equipment, Testing, and Services

AGS Pumps (P-33401, P-33402, P-33403, P-33404)

A. Quantity (4) Four 16x16x20 NSYV Model 150 Direct Coupled Horizontal Baseplate Mounted Pumps. Pump Ratings are as Follows:

- Rated Operating Condition – 4,700 gpm @ 19 ft TDH at 710 RPM

Pump construction consists of:

- ASTM A48 Class 30 Cast Iron Suction Cover, Casing, Stuffing Box Cover, Frame, Bearing Cover and Bearing Housing
- 2-3% Ni-Cast Iron 2 Vane Impeller
- 410SS Impeller Wear Ring (300-325 BHN)
- 410SS Suction Cover Wear Plate (350-375 BHN)
- 316SS Pump Shaft
- 304SS Shaft Sleeve
- Chesterton 442 Split Single Mechanical Seal with SiC Faces
- TB Woods Sure-Flex Style Coupling with Guard
- Fabricated Steel Baseplate
- Inboard Bearing: One Single Row Roller Bearing
- Outboard Bearing: Two Duplex “DB” Mounted Ball Bearings
- Standard Xylem Carboline Carboguard 890 Pump Finish

Pump Factory Testing to Consist of the Following:

- PE-Wit. Factory Pump Performance Test with Job Motor per HI Standard 14.6-2016 Grade 1U (4 Pumps)
- PE-Wit. Factory Pump Vibration Test at Rated Condition per HI Standard 14.6-2016 Grade 1U (4 Pumps)
- PE-Wit. Assembled Pump Hydrostatic Test per HI Standard 14.6-2016 (4 Pumps)

Quantity (4) Four, 30 HP, 720 RPM, 3/60Hz/460V, TEFC, Premium Efficient, Horizontal Foot Mounted Motors with the Following Features:

- Random Wound
- 1.15 S.F. on Sine Wave Power
- 1.00 S.F. on VFD
- Class "F" Insulation
- Insulife 2000 Insulation System
- 3300 Ft.(1000 M) Altitude
- +40 C Ambient
- "F-1" Assembly Position
- Inverter Duty NEMA MG1 Part 31
- Variable Torque
- 10:1 Speed Range
- Class "B" Rise @ 1.0 S.F.
- NEMA Design "B"
- DOL and VFD Start
- Continuous Duty
- AEGIS Grounding Ring (SGR)
- Special Balance
- Thermostats - Normally Closed

Scope Includes the Following Spare Parts:

- No Spare Parts Included in Scope of Supply

AQUA-AEROBIC SYSTEMS, INC.
A Metawater Company

May 26, 2026

Correspondence ID#: AAL-53195
Attn: COST ESTIMATOR

Project: MANATEE COUNTY SE WRF, FL
RE: AASI PROPOSAL #171220, DATED NOV 10, 2025
EQUIPMENT SPEC § 11444 AEROBIC GRANULAR SLUDGE SYSTEM
AASI PROJECT ID#: 113194F

AMENDMENT NUMBER 1 TO AQUA-AEROBIC SYSTEMS' PROPOSAL:

This letter amends and is an integral part of the above referenced Aqua-Aerobic Systems, Inc. proposal. The proposal is amended as follows.

PROPOSAL AMENDMENT:

1. The updated bid pricing, including validity for an additional 120 days from the date of this letter, is as follows:

| | |
|---|---|
| Total without tax including freight & startup: | $13,281,855.00 |
| Bond adder: | $73,050.20 |
| Tax adder: | $789,416.83 |
| Total: | $14,144,322.03 |

If you have any questions regarding this amendment, please do not hesitate to contact our local representative, listed below.

Sincerely,

Nick Schiavo
Project Application Engineer

CC: Aqua-Aerobic Systems, Inc.
Jamey Steffen / JSteffen@aqua-aerobic.com

EnviroSales of Florida, Inc. / ph#: 813-541-6127 / fx#: N/A
Jonathan Fernald / Jon@EnviroSalesofFlorida.com

AQUA-AEROBIC SYSTEMS, INC.
A Metawater Company

November 12, 2025

Correspondence ID#: AAL-52072
Attn: COST ESTIMATOR

Project: MANATEE COUNTY SE WRF, FL
RE: AASI PROPOSAL #171220, DATED NOV 12, 2025
EQUIPMENT SPEC § 11444 AEROBIC GRANULAR SLUDGE SYSTEM
AASI PROJECT ID#: 113194F

Enclosed please find our proposal package for the AquaNereda® Aerobic Granular Sludge Technology equipment, freight, and supervision services for the above referenced project.

Aqua-Aerobic Systems, Inc. is offering the proposed equipment to meet the referenced specifications, unless otherwise noted on our Exceptions/Clarifications document included with our proposal package, subject to approval by the Owner or the Consulting Engineer. Please take a moment to review our Exceptions/Clarifications document and proposal notes for Aqua-Aerobic Systems' equipment terminations and items not included in Aqua-Aerobic Systems' scope of supply which are to be provided by the Buyer or Buyer's Installation Contractor.

We appreciate the opportunity to submit our proposal for this project and look forward to discussing it with you in detail. Please feel free to contact me (phone: 815-639-4497; email: nschiavo@aqua-aerobic.com), or our sales representative firm (listed below) if you have any questions regarding our proposal offering.

Sincerely,

Nick Schiavo
Project Application Engineer

CC: Aqua-Aerobic Systems, Inc.
Jamey Steffen / JSteffen@aqua-aerobic.com

EnviroSales of Florida, Inc. / ph#: 813-541-6127
Jonathan Fernald / Jon@EnviroSalesofFlorida.com

AQUA-AEROBIC SYSTEMS, INC.
A Metawater Company

**Proposal#: 171220**

**TO:** **PCL Construction, Inc.**
**1 N Dale Mabry Hwy, Suite 300**
**Tampa**
**FL 33609**
**USA**

**ATN:** **Eric Nash**

**CC:** **Aqua-Aerobic Systems, Inc.**
**Jamey Steffen / JSteffen@aqua-aerobic.com**

**EnviroSales of Florida, Inc. / ph#: 813-541-6127**
**Jonathan Fernald**

**PROJECT:** **MANATEE COUNTY SE WRF, FL**

**BID DATE: November 12, 2025**
**PROPOSAL DATE: November 12, 2025**

**The following Notes apply to Aqua-Aerobic Systems' proposal:**

- We are pleased to quote, for acceptance within 120 days of the proposal date, prices and terms on equipment listed below.
- Equipment will be furnished by Aqua-Aerobic Systems with unloading of goods, civil work, and installation by the Buyer.
- Reference: Specification Section 11444 - Aerobic Granular Sludge System

## AquaNereda

### AquaNereda Influent Valves

**3 Influent Valve(s) will be provided as follows:**

- 30 inch diameter Milliken 601-N0 electrically operated eccentric plug valve(s) with 125# flanged end connection, ASTM A-126 Class B cast iron body with welded in nickel seat, neoprene coated cast iron plug, assembled and tested with an Auma three phase, open/close service electric actuator.

### AquaNereda Influent Distribution System

**3 Influent Distribution Assembly(ies) consisting of:**

- HDPE header assembly(ies).
- PVC lateral pipe assembly(ies).
- 316 Stainless steel supports.
- 316 Stainless steel U-Bolts and pipe supports.
- Stainless steel adhesive anchors.
- Gasket kit(s).

### AquaNereda Effluent Weir Assembly

**3 Effluent Weir Assembly(ies) consisting of:**

- Concrete main effluent channel(s) provided by others.
- 304 Stainless steel weir lateral assembly(ies).
- 304 Stainless steel weir lateral cover(s)
- 316 Stainless steel lateral supports.
- Stainless steel adhesive anchors.

### AquaNereda Sludge Removal System


Copyright 2025, Aqua-Aerobic Systems, Inc

**3 Solids Waste System(s) consisting of:**

- HDPE solids waste system(s).
- U-Bolts and hardware.
- Gasket kit(s).
- Rosemount model 3051 pressure transmitter, 0-15 PSI, 4-20 mA, 1/2" NPT female process connection, and 1/2" conduit connection.

**3 Sludge Decant/WLC Valve Set(s) consisting of:**

- Each reactor includes two (2) of the following automatic control valves:
- 24 inch diameter Milliken 601 electrically operated eccentric plug valve(s) with 125# flanged end connection, ASTM A-126 Class B cast iron body with welded in nickel seat, coated ductile iron plug, assembled and tested with an Auma, three phase, open/close service electric actuator.
- Auma actuator will be upgraded from open/close service to modulating service.

**3 Air Valve Set(s) consisting of:**

- Each reactor includes two (2) of the following automatic valves and one (1) of the following manual valves:
- 4 inch ABZ series 397 manually operated butterfly valve(s) with lug style end, cast iron body, stainless steel disk, viton seat, 416 stainless steel shaft with lever handle.
- 4 inch ABZ series 397 electrically operated butterfly valve(s) with lug style end, cast iron body, stainless steel disk, viton seat, 416 stainless steel shaft assembled and tested with an Auma, 115 VAC, 60 hertz, single phase open/close service electric actuator. Valve actuator includes compartment heater.

**AquaNereda Fixed Fine Bubble Diffusers**

**3 Fixed Fine Bubble Diffuser Assembly(ies) consisting of:**

- 316 SS, 12 Ga. drop pipe(s).
- PVC, Sch 40 Manifold(s) with connection to drop pipe.
- PVC, Air distributor(s) with connection to the manifold and required PVC pipe joint connections.
- 316 Stainless steel piping supports with vertical supports, clamps, adjusting mechanism and anchor bolts.
- Fine bubble diffuser assemblies.
- Air muffler(s).
- One (1) lot of fixed fine bubble diffuser spare parts.

**AquaNereda Positive Displacement Blowers**

**4 Positive Displacement Blower Package(s), with each package consisting of:**

- Aerzen D 152 Rotary Screw Blower(s) with 250HP, three phase, 60 hertz motor will be provided by Aqua. Each blower will include base frame with integrated type silencer, V-belt drive, and guard. Blower accessories provided by Aqua will include intake filter-silencer with maintenance indicator, discharge silencer, manual isolation valve with cast iron body and E.P.D.M. seat, pressure relief valve, check valve, pressure gauge, and rubber expansion joint. Electrical wiring, junction box/disconnect, air manifolds, gaskets, and hardware to be supplied by the installing contractor.
- VFD(s).
- High wind load rated enclosure(s).
- 12 inch ABZ series 397 manually operated butterfly valve(s) with lug style end, cast iron body, stainless steel disk, viton seat, stainless steel shaft with lever handle.
- Stainless steel anchors.
- One (1) lot of blower spare parts.

**AquaNereda Air Valves**

**3 Air Control Valve(s) will be provided as follows:**

- 12 inch ABZ series 397 electrically operated butterfly valve(s) with lug style end, cast iron body, stainless steel disk, viton seat, stainless steel shaft assembled and tested with an Auma, three phase open/close service electric actuator.


Copyright 2025, Aqua-Aerobic Systems, Inc

**PROPOSAL**

May 21, 2026

To: To All Bidding Contractors

**SUBJECT: WEMCO PUMPING EQUIPMENT**
**JOB: MANATEE COUNTY, FL**
**SERWRF CAPACITY IMPROVEMENTS**
**PROPOSAL NO.: 2229262**

Thank you for your inquiry for WEMCO equipment. We are pleased to offer our quotation as described below:

**Section 11424**
**Screw-Induced Flow Centrifugal Pumps**

**AGS WAS Pumps**
**Tag Numbers: P-37101, P-37102**
**Qty. (2)** 6" X 8" MODEL SFE8-T-BFE2W WEMCO horizontal, screw centrifugal pump, complete with;

- ASTM A48 cast iron case, back plate and impeller flange
- Hi-chrome iron (450 Bhn) screw centrifugal impeller
- Hi-chrome iron (450 Bhn) liner
- AES flushless tandem mechanical seal (tungsten carbide vs. silicon carbide)
- 10 Hp, 1200RPM, premium efficient, 256T frame, electric motors
  - 1.25 Service Factor
  - Winding thermostats, normally closed
  - Impro seals
  - 3/60/460V
  - Routine test
- Directly connected, pump/motor arrangement
- Rexnord, VIVA spacer coupling
- OSHA approved coupling guard
- Non-witnessed performance test, PE certified
- Non-witnessed hydrostatic test
- Spare parts for each group of pumps, to include; 1-mechanical seal, 1-set of pump bearings, 1-set of pump o-rings
- Bearing life calculations
- Anchorage calculations
- Freight to jobsite
- Start-up by Trillium field engineers
  - (1) trip, (4) 8-hr days for inspection, functional and performance testing, start-up assistance and maintenance training.

**Following items are included in the scope:**

- Tnemec high performance coatings
- Certified performance tests

**Following items are NOT included in the scope:**

- Field hardware, concrete fasteners.
- Anchor bolts
- Controls of any kind including: variable speed drives, control panels, starters
- Valves, or gauges

**Technical Comments:**

Section 11424

- 2.03.H: Anchor bolts are not included in this proposal and to be provided by others.
- Pump Data Sheet
    - Using the synchronous motor speed of 1160 rpm, the rated condition will be 1140 gpm at 17 ft. TDH. The secondary condition at 1160 rpm will 1700 gpm at 7 ft. TDH.
    - The pump package is provided with a 10 hp, 1200 rpm, with a 1.25 service factor. A 7.5 hp motor is insufficient to cover the complete pump curve.

Section 16220

- 1.03 & 2.03.B.2: Motors are designed and built per NEMA MG-1 standard.
- 1.07: Motor shall have a warranty period of 36 months from the date stalled, not to exceed 42 months from the date of shipment, whichever occurs first.
- 2.02.B.1: Motors are provided as 460V.
- 2.03.A.3: Motor service factor will be 1.25.
- 2.03.B.4: Motor will provide a 696% minimum inrush.
- 2.03.B.12: Motors shall have 304 stainless steel nameplates with data in accordance with NEMA MG1 with laser etched letterings.
- 2.03.B.11: Screens are not available on open motors.
- 2.03.D.3: Motor shaft shall be made of 1045 hot rolled steel.

**Document and Shipment Schedule:**

Document submittal: 8-10 weeks after receipt of order
Shipment: 26-28 weeks after executed PO and submittal approval

**Price:** **$125,936.00**

## Terms and Conditions

**SCOPE OF SUPPLY:** Only that material detailed in this quotation is being offered. No assumptions should be made that anything not specifically specified is included.

**QUALITY STANDARDS:** Trillium Pumps USA INC is an ISO ISO 9001:2015 certified plant.

**PRICE BASIS:** This offer is valid for 30 days from date issued. Quoted prices are based on current material and commodity rates. Due to the volatility of both, market prices may change and must be confirmed at the time of order placement.

Pricing is F.O.B. jobsite, Full Freight Allowed. Detailed receiving inspection is required within 72 hours of delivery and notification of damage claims must occur within 5 working days of delivery. No taxes or duties of any kind are included.

**PRICE:** Price quoted is for all items purchased at one time. In the event of a partial order, we will review and adjust accordingly. ESCALATION CLAUSE: In the event of a delay of two weeks or more or the increase of actual costs of goods and/or services of 5% or more, occurring between the effective date and the date of shipment from causes beyond the reasonable control of the Company, including but not limited to any foreign exchange fluctuation, import or export duties, costs of labor, transportation, materials or other costs of manufacture, any change in delivery dates, quantities or specifications for the goods requested by the Customer, or any delay caused by any instructions or omissions by the Customer, the contract price or contract requirements will be equitably adjusted via written notice to the Customer at any time prior to shipment.

**SHIPMENT:** Approximately 26-28 weeks after receipt of approved purchase order and/or final approval of submittal and drawings.

**START-UP:** Included.

**TERMS AND CONDITIONS:** The Terms and Conditions of Sale attached hereto as Trillium Global Terms and Conditions of Sale (May 2025) ("these Terms") apply to the sale of goods and ancillary services (collectively, "Goods") by Seller to its customer (the "Buyer"). These Terms are the only terms and conditions, oral or written, applying to the sale of Goods to Buyer except for additional terms consistent with these Terms regarding prices, quantities, and the description of the Goods as set forth in an order form accepted by Seller ("Order"). Seller expressly rejects any additions to or modifications of these Terms, or terms and conditions in Buyer's purchase Order(s). Buyer's assent to these Terms is conclusively established by Buyer's: (i) issuance or placement of a purchase Order or (ii) acceptance of any of the Goods covered by these Terms.

**PAYMENT TERMS:** 100% Net 30 days (subject to credit approval). Purchase orders must be made out to Trillium Pumps USA INC.

Thank you for the opportunity of submitting our proposal on WEMCO pumping equipment, and if we may be of further service, please contact our representative in your area:

TSC Jacobs North
24156 SR54, Suite 3
Lutz, FL 33559
Tel: (813) 242-2660, Fax: (813) 242-2597

Or you can contact this office directly.

Sincerely,



Bill Pavao
Applications Engineer III
Trillium Pumps USA Inc.
2494 Railroad Ave.
Fresno, CA 93706-5109
M: 801-712-4586
E: bill.pavao@Trilliumflow.com

# Customer Technical Offer

| | | | |
|---|---|---|---|
| Customer | TSC-Jacobs - North Office | Size / Stages | SFE8-T Horizontal / 1 |
| Item number | P-37101, P-37102 | Pump speed | 1,160 |
| Customer reference | | Quote number | 2229262 |

## Pump

| Qty | Description |
|---|---|
| 2 | *SFE8-T Horizontal* |
| | **Wet End** |
| | **Pump Options** |
| | Cast Iron Case |
| | **Liner Material** |
| | High Chrome Liner (regulable) |
| | Grooved Liner |
| | Buna Wet End O-rings |
| | Steel Pump Hardware |
| | High Chrome Impeller |
| | **Bearing Frame** |
| | **Bearing Frame** |
| | Cast Iron Bearing Frame |
| | BFE2W Bearing Frame |
| | **Pump Sealing** |
| | **Pump sealing** |
| | Seal Type: Tandem Mechanical Seal |
| | AES Tandem Mechanical Seal |
| | Cast iron seal housing |
| | **Driver** |
| | **Motors** |
| | Trillium Supplied Motor: Trillium Supplied Motor |
| | 10HP 256T 1200RPM Premium Efficiency TEFC Horizontal Motor |
| | All motors are sized and selected in accordance with Hydraulic Institute Grade 2 - 2B performance test acceptance grades and tolerances which adds 8% to the rated horsepower requirement of the pump. This calculation has not changed the rated horsepower or efficiency shown on the Performance Data Sheet. View the link for more information from Hydraulic Institute. |
| | Motor manufacturer - Trillium Standard |
| | **Motor options** |
| | Motor Thermostats (3 per motor) |
| | Routine Motor Test Report |
| | **Baseplate and Drive** |
| | Direct Drive Baseplate |
| | Steel Baseplate |
| | Trillium Standard Baseplate Design |
| | Steel Baseplate Hardware |
| | Fiberglass/Polyethylene Guards |
| | Coupling - Trillium Standard |
| | **Protective Coatings** |
| | **Paint type** |
| | Epoxy 2 Coat Paint - Blue (Prime and Top Coat) - Option #8A |
| | Unless otherwise noted all motors will be supplied with manufacturer's standard coating only |
| | **Packing & Shipping** |
| | **Shipping** |
| | No Boxing |
| | Trillium Decision Carrier |
| | **Freight Rates** |
| | Freight Rates - Florida: Florida |
| | **Material Testing** |
| | **Material Testing** |
| | No Hardness Testing |

# Pump

| Qty | Description |
|---|---|
| | No Non-Destructive Testing |
| | **Testing** |
| | **Testing** |
| | Testing Required |
| | **Performance Testing** |
| | 5 Point Performance Test, Single Speed |
| | Performance Test: Full Package Test |
| | Customer Approval |
| | PE Certified |
| | **Hydrostatic Testing** |
| | Hydrostatic Test |
| | Customer Approval |
| | PE Certified |
| | **Spare Parts / Accessories** |
| | **Spare Parts and Accessories Group** |
| | Spare parts to include: 1-set of pump bearings, 1-set of o-rings, 1-set of mechanical seals |
| | Bearing life calculations |
| | Seismic calculations |
| | **Documentation** |
| | Submittal Review Period (weeks): 0 |
| | Test Curve Review Period (weeks): 0 |
| | **Estimated Weights** |
| | Bareshaft Pump: 546.0 lb |
| | Baseplate: 200.0 lb |
| | Driver: 315.0 lb |
| | Misc. Weight: 0.00 lb |
| | Misc. Weight: 0.00 lb |
| | Misc. Weight: 0.00 lb |
| | Total Per Unit Weight: 1,061.0 lb |

# Pump Performance Datasheet

| | | | |
|---|---|---|---|
| Customer | : TSC-Jacobs - North Office | Quote number | : 2229262 |
| Customer reference | : | Size | : SFE8-T Horizontal |
| Item number | : P-37101, P-37102 | Stages | : 1 |
| Service | : AGS WAS Pumps | Based on curve number | : P25-D117 |
| Quantity | : 2 | Date last saved | : 30 Oct 2025 9:08 AM |

## Operating Conditions

| | |
|---|---|
| Flow, rated | : 1,000 USgpm |
| Differential head / pressure, rated (requested) | : 17.0 ft |
| Differential head / pressure, rated (actual) | : 19.2 ft |
| Suction pressure, rated / max | : 0.00 / 0.00 psi.g |
| NPSH available, rated | : Ample |
| Site Supply Frequency | : 60 Hz |

## Performance

| | |
|---|---|
| Speed criteria | : Synchronous |
| Speed, rated | : 1160 rpm |
| Speed, maximum | : 1800 rpm |
| Speed, minimum | : 800 rpm |
| Efficiency | : 74.59 % |
| NPSH required / margin required | : - / 0.00 ft |
| Ns (imp. eye flow) / Nss (imp. eye flow) | : 4,818 / - US Units |
| MCSF | : 464 USgpm |
| Head maximum, rated speed | : 47.3 ft |
| Head rise to shutoff | : 146.77 % |
| Flow, best eff. point | : 1,140 USgpm |
| Flow ratio, rated / BEP | : 87.75 % |
| Speed ratio (rated / max) | : 64.44 % |
| Head ratio (rated speed / max speed) | : 30.80 % |
| Cq/Ch/Ce/Cn [ANSI/HI 9.6.7-2010] | : 1.00 / 1.00 / 1.00 / 1.00 |
| Selection status | : Acceptable |

## Liquid

| | |
|---|---|
| Liquid type | : User defined |
| Additional liquid description | : WAS |
| Solids diameter, max | : 0.00 in |
| Solids concentration, by volume | : 3.00 % |
| Temperature, max | : 68.00 deg F |
| Fluid density, rated / max | : 1.000 / 1.100 SG |
| Viscosity, rated | : 1.00 cP |
| Vapor pressure, rated | : 0.00 psi.a |

## Material

| | |
|---|---|
| Material selected | : Standard |

## Pressure Data

| | |
|---|---|
| Maximum working pressure | : 9.12 psi.g |
| Maximum allowable working pressure | : 72.50 psi.g |
| Maximum allowable suction pressure | : N/A |
| Hydrostatic test pressure | : N/A |

## Driver & Power Data (@Max density)

| | |
|---|---|
| Driver sizing specification | : Rated power |
| Margin over specification | : 0.08 % |
| Service factor | : 1.00 |
| Power, hydraulic | : 5.32 hp |
| Power, rated | : 7.13 hp |
| Power, maximum, rated diameter | : 8.40 hp |
| Minimum recommended motor rating | : 7.50 hp / 5.59 kW |

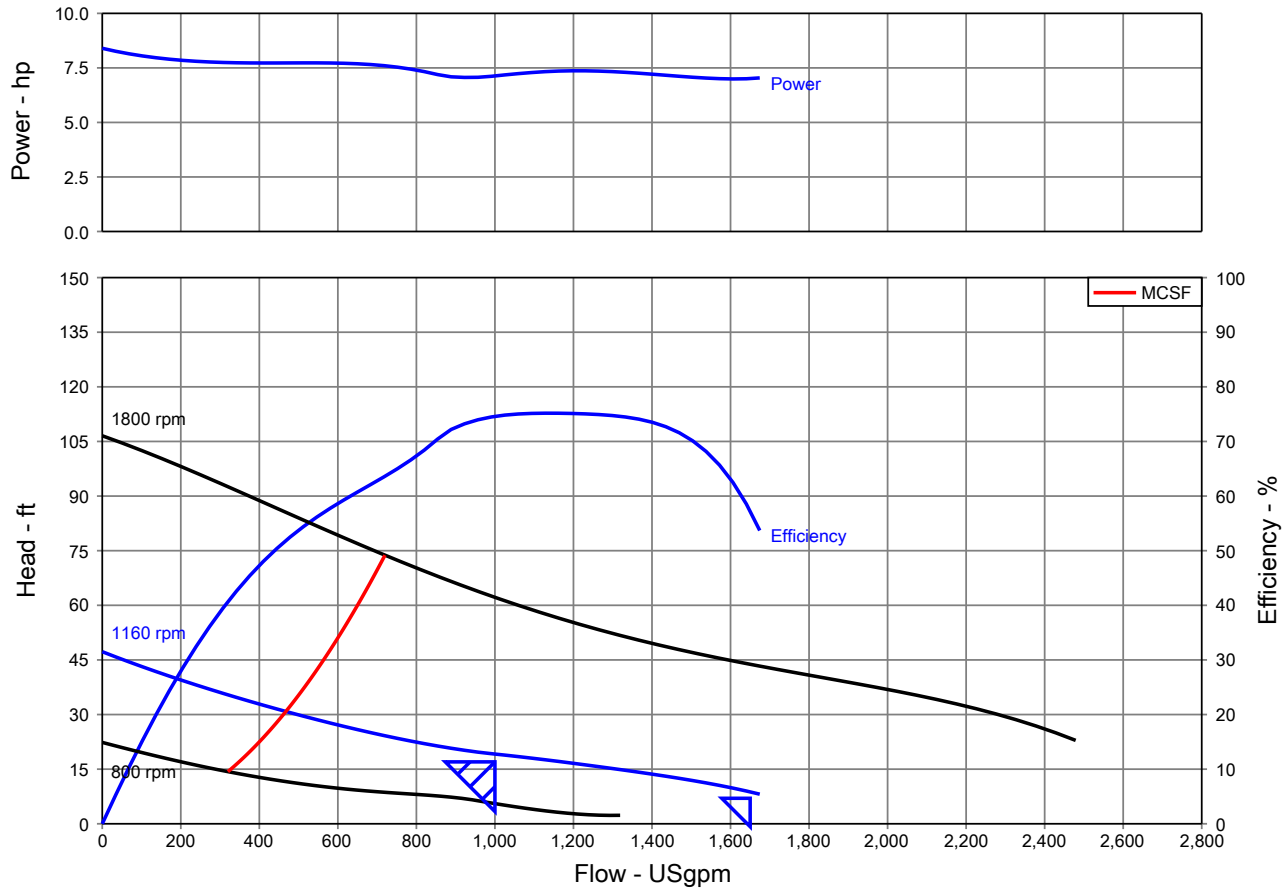

# Construction Datasheet

| | | | |
|---|---|---|---|
| Customer | : TSC-Jacobs - North Office | Quote Number | : 2229262 |
| Project | : | Model / Size | : SFE8-T Horizontal |
| Item number | : P-37101, P-37102 | Stages | : 1 |
| Service | : AGS WAS Pumps | Pump speed | : 1,160 |
| Quantity of pumps | : 2 | Date last saved | : 30 Oct 2025 9:08 AM |

## Construction

| Nozzle | Size | Rating (ANSI) | Face | Pos'n |
|---|---|---|---|---|
| Suction | 8 in | 125 lbs | RF | Left |
| Discharge | 8 in | 125 lbs | RF | Right |

| | |
|---|---|
| Impeller Type | : Screw-Centrifugal |
| Impeller Design | : Non-Clog |
| Pump Orientation | : Horizontal |
| Bearing Type (Rad/Thr) | : Ball/Ball |
| Bearing Lubrication | : Grease |
| Rotation (view from shaft-end) | : CW |

## Materials

| | |
|---|---|
| Casing | : Cast Iron |
| Impeller | : High Chrome |
| - | : High Chrome (regulable) |
| Elastomer | : Buna Wet End O-rings |
| Shaft | : Steel |
| Sleeve | : N/A |

## Baseplate, Connection and Guard

| | |
|---|---|
| Baseplate Type | : Direct Drive |
| Baseplate Material | : Steel |
| Orientation | : Horizontal |
| Connection Type | : Direct drive |
| Guard | : Fiberglass/Polyethylene |

## Weights (Approx.)

| | |
|---|---|
| Bareshaft pump | : 546.0 lb |
| Baseplate | : 200.0 lb |
| Driver | : 315.0 lb |
| Total weight | : 1,061.0 lb |

## Driver Information

| | |
|---|---|
| Manufacturer | : Trillium Pumps USA Choice |
| Power | : 10.00 hp |
| Service factor | : 1.15 |
| Speed | : 1200 |
| Orientation / Mounting | : Horizontal/Foot |
| Driver type | : Horizontal |
| Frame-size | : 256T |
| Enclosure | : TEFC |
| Hazardous area class | : N/A |
| Explosion rating | : N/A |
| Volts / Phase / Hz | : 460/3/60 |
| Insulation | : Class F |
| Temperature Rise | : B |
| Motor mounted by | : Trillium Pumps USA |

## Seal, Gland and Piping

| | |
|---|---|
| Seal Arrangement | : Tandem |
| Seal Size | : N/A |
| Manufacturer | : AES |
| Gland Material | : Stainless Steel |
| Seal Face Mat'l | : Carbon/Ceramic & Tungsten Carbide/Silicon Carbide |
| Throat Bushing | : N/A |
| Seal Flush Plan | : - |
| Seal Flush Construction | : - |

| PUMP SIZE | BRG FRAME | MOTOR FRAME | MODEL NO. | CP | HB | HL | HT | Y | SUC | DIS | MAX WIDTH | MAX LENGTH | WEIGTH LESS MOTOR (LBS) |
|---|---|---|---|---|---|---|---|---|---|---|---|---|---|
| SFE8-T,-Z | BFE2S | 213T-215T | 79927_GA1 | 33.9 | 42.0 | 15.4 | 3.5 | 10.9 | 8 | 8 | 26.0 | 57.0 | 766.0 |
| | | 254T-256T | 79927_GA2 | | 48.0 | | | | | | | 63.0 | 790.0 |
| | | 284T-286T | 79927_GA3 | | | | | | | | | 65.0 | 792.0 |
| | | 324T-326T | 79927_GA4 | | 54.0 | | 4.8 | | | | | 70.0 | 820.0 |
| | BFE2W | 213T-215T | 79927_GA5 | 29.8 | 42.0 | | 3.5 | | | | | 57.0 | 759.0 |
| | | 254T-256T | 79927_GA6 | | 48.0 | | | | | | | 63.0 | 783.0 |
| | | 284T-286T | 79927_GA7 | | | | | | | | | 63.0 | 785.0 |
| | | 324T-326T | 79927_GA8 | | 54.0 | | 4.8 | | | | | 70.0 | 813.0 |
| SFE8-B,-D | BFE2S | 213T-215T | 79927_GA9 | 32.1 | 42.0 | 13.5 | 3.5 | 9.1 | 6 | | | 55.0 | 761.0 |
| | | 254T-256T | 79927_GA10 | | 48.0 | | | | | | | 61.0 | 785.0 |
| | BFE2W | 213T-215T | 79927_GA11 | 28.0 | 42.0 | | | | | | | 55.0 | 753.0 |
| | | 254T-256T | 79927_GA12 | | 48.0 | | | | | | | 61.0 | 777.0 |
| | | 284T-286T | 79927_GA13 | | | | | | | | | 61.0 | 779.0 |

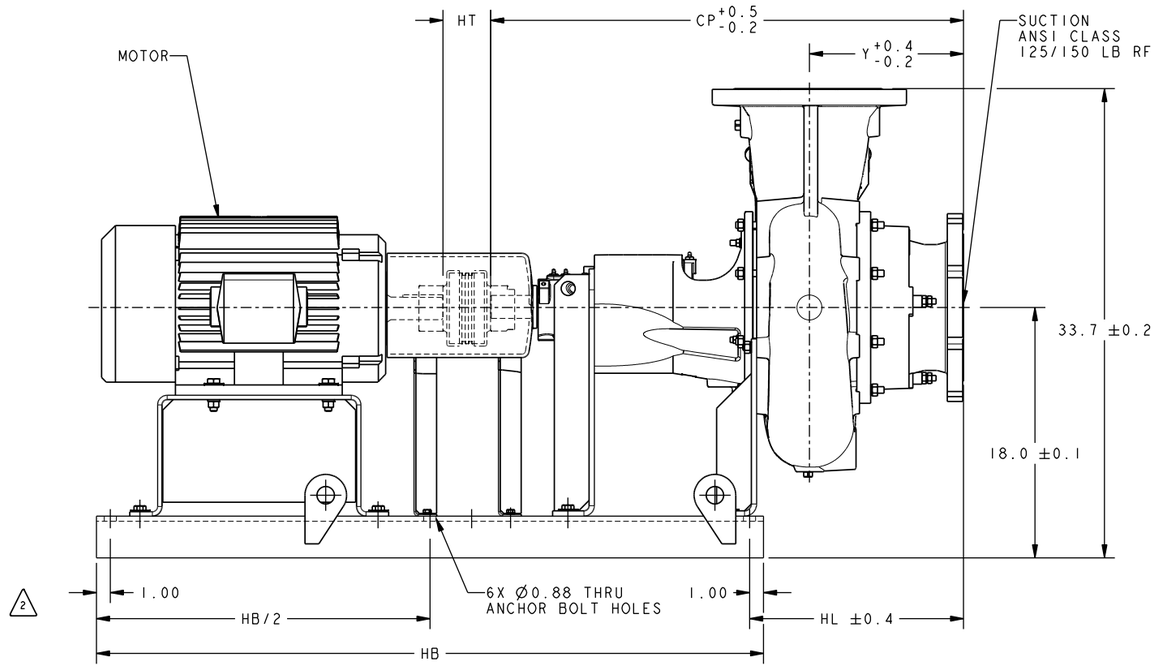


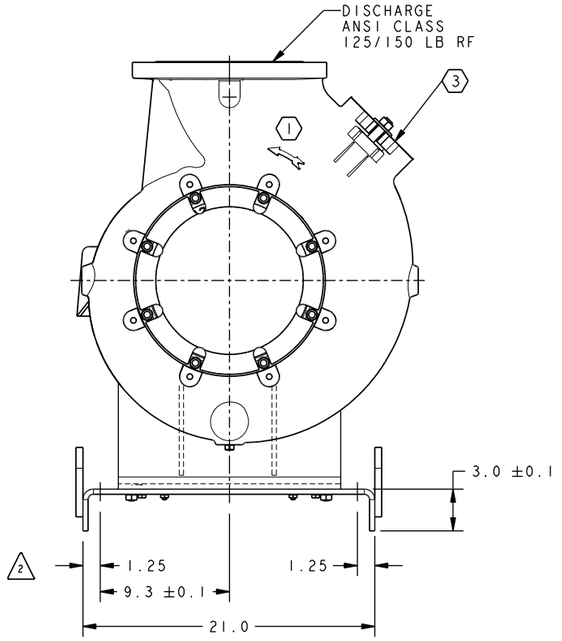


NOTES:

1. CLOCKWISE ROTATION VIEWED FROM DRIVE END.
2. ALL DIMENSIONS ARE IN INCHES, UNLESS OTHERWISE SPECIFIED.
3. CASE INSPECTION/HANDHOLE.

THIS DRAWING CONTAINS CONFIDENTIAL INFORMATION AND IS THE EXCLUSIVE PROPERTY OF TRILLIUM PUMPS USA SLC LLC. IT MAY NOT BE COPIED OR REPRODUCED IN ANY FORM WITHOUT THE EXPRESS WRITTEN PERMISSION OF TRILLIUM PUMPS USA SLC LLC.

©COPYRIGHT 2019 TRILLIUM PUMPS USA SLC LLC, ALL RIGHTS RESERVED.

REVISIONS

| NO. | BY | DATE | CHK'D | ECN | DESCRIPTION |
|---|---|---|---|---|---|
| 1 | HSS | 01/16 | LM | - | REVISED FOR WEMCO SCREW CENTRIFUGAL PUMP |
| 2 | PHC | 11/24/16 | MK | 00315 | REDRAWN IN CREO, REFER ECN FOR DETAILS |
| 3 | SHS | 03/06/18 | RPD | 00390 | 79927_GA13 ADDED IN BOTH ASSEMBLY AND DRAWING. |

CERTIFIED FOR CONSTRUCTION

DATE

BY

REFERENCE

| DWG. NO. | DESCRIPTION |
|---|---|
| CODE NO. | CHG 03/14/16 |

CUSTOMER

USER

SERIAL NO.

| CUSTOMER ORDER NUMBER | EPS SALES SHEET NO. |
|---|---|
| | |

TRILLIUM FLOW TECHNOLOGIES

WEMCO• ROTO-JET•

GENERAL ARRANGEMENT
SFE8 DIRECT CONNECT
BFE2S, BFE2W BEARING FRAME
WEMCO SCREW-FLOW PUMP

| | | | |
|---|---|---|---|
| DRAWN BY | JJU | DATE | 3-1-00 |
| CHECKED | BRD | DATE | 3-14-00 |
| APPROVED | BRD | DATE | 3-14-00 |

CAD NO. 79927-1 SHEET 1 OF 1

SCALE NTS | SIZE D | DWG NO. 79927 | REVISION 3

DRAWING NO. 79927

## TERMS AND CONDITIONS OF PURCHASE

### 1. DEFINITIONS AND INTERPRETATION

1.1 In the Contract the following definitions apply as well as any definitions defined locally within these Terms and Conditions or the applicable Purchase Order:

**"Affiliate"** means any entity that directly or indirectly controls, is controlled by or is under common control with, another entity;
**"Client"** means the person or entity purchasing the Goods and/or Services from Trillium;
**"Contract"** means these Terms and Conditions and the applicable Purchase Order;
**"Force Majeure"** means an event or sequence of events beyond a party's reasonable control, preventing or delaying that party from performing its obligations under the Contract**,** including; (a) an act of God, fire, flood, lightning, earthquake or other natural disaster, or pandemic; (b) any action taken by a governmental or public authority, including imposing an export or import restriction, quota, or other restriction or prohibition or any complete or partial government shutdown; (c) war, riot or civil unrest; (d) interruption or failure of supplies of power, fuel, water, transport, equipment, telecommunications service, or material required for performance of the Contract; or (e) strike, lockout or boycott or other industrial action including those involving Trillium or its workforce;
**"Goods"** means all goods, products and ancillary equipment and spare parts specified in the applicable Purchase Order;
**"Intellectual Property Rights"** means patents, utility models, rights to inventions, copyright and neighbouring and related rights, trade marks, business names and domain names, rights in get-up and trade dress, goodwill and the right to sue for passing off, rights in designs, rights in computer software, rights in Confidential Information, database rights, and all other intellectual property rights, in each case whether registered or unregistered and including all applications and rights to apply for and be granted, renewals or extensions of, and rights to claim priority from, any rights and all similar or equivalent rights or forms of protection that subsist or will subsist now or in the future in any part of the world;
**"Laws"** mean all federal, state, provincial, or local laws, statutes, rules, orders, regulations, ordinances, codes, decrees, judgements, writs, injunctions, directives or interpretations adopted, enacted, issued, promulgated, or ratified by any governmental authority and having the force of law, and having jurisdiction over the parties in relation to the Contract;
**"Price"** means the price payable by Trillium to the Seller for the applicable Goods and/or Services;
**"Purchase Order"** means any purchase order placed by Trillium that sets out details of the Goods and/or Services that are to be provided by Seller to Trillium in accordance with these Terms and Conditions, including the documents containing (i) the description of the Goods and/or Services and/or the scope of work of the Supplier, (ii) the list of technical specifications applicable to the Contract, and related exceptions, (iii) the procedures related to quality control of the Goods and/or Services, (iv) the documents requested in relation to the scope of work, such as certificates of origin, etc., and (v) the list of any additional technical documentation and information applicable to the Contract, including designs, specifications, and samples, if any;
**"Seller"** or "**Supplier**" means the person or entity to whom Trillium's Purchase Order is issued;
**"Seller Personnel"** means all employees, directors, officers, and Sub-Suppliers of Seller who are engaged in the performance of Seller's obligations under the Contract from time to time;
**"Services"** means the services set out in the Purchase Order that are to be performed by Seller or by the Sub-Suppliers, as the case may be;
**"Site**" means the address of the place where the Services are to be performed, as specified in the Purchase Order;
**"Sub-Supplier"** means any agent, sub-contractor or other third party engaged by Seller in relation to the provision of the Goods and/or Services;
**"Terms and Conditions"** means these terms and conditions of purchase in relation to the applicable Contract;
**"Trillium"** means the Trillium entity specified in the Purchase Order that purchases the Goods and/or Services from the Seller, and such Trillium entity's successors, assigns and Clients;
**"Trillium Indemnitees"** means Trillium and its Affiliates, its and their respective shareholders, directors, officers, employees, contractors, subcontractors, agents and representatives.

1.2 The parties agree that: (a) the headings to the clauses in these Terms and Conditions are inserted for convenience of reference and shall not affect their interpretation; (b) in case of any conflict or inconsistency between these Terms and Conditions and the terms of the Purchase Order, the terms of the Purchase Order shall prevail; and (c) English shall be the language of the Contract, and all communications, written or oral, and documents under the Contract shall be in the English language unless otherwise stated elsewhere in the Contract.

### 2. APPLICABILITY, CONTRACT FORMATION AND CHANGES

2.1 **Applicability.** These Terms and Conditions apply to all orders for Goods and/or Services placed by Trillium pursuant to a Purchase Order. Unless expressly agreed in writing by Trillium, any terms or conditions contained in a quotation or any other documents provided by Seller shall not apply to any Goods or Services purchased by Trillium and shall not bind Trillium, and Trillium explicitly rejects any such terms or conditions.

2.2 **Contract Formation.** Processing of any Purchase Order or delivery by the Seller shall of itself constitute acceptance of the Contract where acceptance shall not previously have been communicated to Trillium. The Contract shall continue until each party's obligations are completed in accordance with the terms of the Contract, unless terminated earlier in accordance with the terms of the Contract (the "**Term**").

2.3 **Changes.** Trillium may at any time request changes, amendments or modifications as to the amount, scope and/or nature of the Goods and/or Services covered by a Purchase Order via a written notice to Seller. Within five (5) days of receipt of such notice (or sooner if requested by Trillium), Seller shall advise Trillium of the effect of such change(s) on the Price, delivery dates or other obligations of Seller under or in connection with the Contract. Seller shall provide reasonable assistance to Trillium to allow Trillium to evaluate the effect of the changes as advised by Seller. During this period, unless otherwise agreed to in writing by Trillium, Seller shall not delay delivery of the Goods and/or performance of the Services. If Trillium intends to proceed with the proposed amendments or modifications to the Purchase Order following Seller's advice, Trillium shall provide written instruction to proceed with the change(s) confirming the scope of the alteration(s) required by Trillium and any agreed changes to the Price, delivery date(s) or other affected terms of the Contract. Seller's failure to advise Trillium of the effect of the proposed modifications on the Price, delivery dates(s) or any other obligations under the Contract, as required under this Clause 2.3, shall be deemed as confirmation that all terms of the Contract remain unchanged. If Trillium and Seller are unable to agree on any applicable changes to the terms of the Purchase Order due to the proposed alteration(s) as stated in this Clause 2.3, then Seller shall, if directed by Trillium, nevertheless proceed to perform such alterations and/or changed works (if technically feasible) until agreement on the applicable changes can be reached.

### 3. PRICE.

Unless otherwise agreed in writing, all Prices are fixed and not subject to escalation or surcharges, including but not limited to increase in costs due to tariffs, duties, or other governmental charges, and any tax for which Seller is accountable. No increase in Price will be allowed unless approved by Trillium in writing. Where applicable, Trillium shall have the right at any time to withhold or set-off against amounts owed to the Seller any amounts which are due or are reasonably expected to become due to Trillium under this or any other Contract. Seller must submit the final invoice within seven (7) days of the completion of its obligations under the Contract.

### 4. DELIVERY OF GOODS AND DOCUMENTATION

4.1 **Delivery.** All stipulations made by Trillium as to specification of the Goods, or as to quality, fitness, quantity or time for delivery will be essential conditions. Unless otherwise agreed in writing by Trillium, the Goods may not be delivered by installments and Seller may not apply for progress payments in respect or on account of the supply of Goods. The Goods must be delivered free at the destination indicated in the Purchase Order, unless otherwise agreed between the parties. Trillium reserves the right to refuse to pay for any Goods delivered in excess of the quantity ordered or not in accordance with any delivery schedule referred to in the Contract. Seller will be liable to Trillium for any loss or damage resulting directly or indirectly from a failure to deliver by a specific date. Seller shall be responsible for delivery of Goods as stated in the Purchase Order in accordance with Incoterms 2020 and any subsequent amendments, unless stated otherwise.

4.2 **Documentation.** Goods will not be accepted unless accompanied by a delivery docket or packing slip showing Trillium's order number, part number, part name and quantity. Invoices clearly showing Trillium's order number, details of the Goods delivered, contents of each consignment against separate consignment numbers and the Price and all discounts allowable must be supplied to Trillium together with all certifications (if any) specified in the Purchase Order.

### 5. HAZARDOUS SUBSTANCES

5.1 Seller will mark any Goods containing hazardous substances with the product name and in accordance with applicable Internationally Harmonized System for Classification and Labelling of Chemicals (GHS) pictograms (and any required local markings).

5.2 The transport and all other documents will include a declaration of danger and will also indicate the name of the hazardous material in accordance with GHS standards.

5.3 Goods containing hazardous substances will be accompanied by emergency information in English in the form of written instructions, indications and/or markings.

5.4 Seller will provide Safety Data Sheets in accordance with GHS standards and communicate in a timely manner any available information regarding potential and actual dangers during transportation, movement and use of all hazardous substances.

### 6. INSPECTION, TITLE AND RISK

6.1 All Goods delivered to Trillium are subject to Trillium's and/or Trillium's Client's inspection and/or testing after arrival and unpacking at the ultimate destination. The signing of a delivery document or the payment by Trillium of the whole or any part of the Price does not constitute acceptance of the Goods. If the Goods are to be incorporated into any plant or premises, such inspection and testing may be carried out after installation or incorporation and under operating conditions.

6.2 If the Goods are found to be unsatisfactory, defective or of inferior quality or workmanship or not in accordance with these Terms and Conditions, Trillium may, without prejudice to any other right or remedy available to it in respect of the same, reject the Goods and return them to the Seller at the Seller's cost and expense, whereupon the Seller must, upon demand by Trillium, reimburse Trillium for any amount paid by Trillium to the Seller and for the costs and expenses incurred by Trillium in so returning the Goods.

6.3 Trillium also reserves the right to expedite, inspect, and where applicable, test the Goods while they are in the course of being produced or installed and may for this purpose enter upon the premises of Seller from time to time. Trillium may reject any work performed or being performed that does not conform to the Purchase Order, whereupon the work rejected must be rectified at no additional expense to Trillium. Any such inspection will not relieve Seller of any of its obligations under the Contract.

6.4 Inspection by Trillium and/or Trillium's Client and completion of Trillium's quality assurance plan (if applicable) will not absolve Seller of any liability for poor workmanship.

6.5 Except in respect of Goods rejected by Trillium, title to Goods will pass upon delivery or upon payment of any part of the Price, if earlier, whether delivered or not.

6.6 In the case of undelivered Goods, the risk of loss or damage will remain with the Seller.

### 7. PERFORMANCE OF THE SERVICES.

It is a fundamental condition of the Purchase Order that the Services shall be performed at the date(s), in the sequence and at the Site(s) specified in the Purchase Order and all Services performed or supplied by the Seller will remain at Seller's sole risk until accepted by Trillium. Trillium or Trillium's Client may inspect the Services at any time while they are in the course of being performed. Trillium and/or Trillium's Client may reject any work performed or being performed that does not conform to the Purchase Order, whereupon the work rejected must be reperformed at no additional expense to Trillium. Any such inspection will not relieve Seller of any of its obligations under the Contract.

### 8. ISSUED MATERIALS

8.1 Where Trillium is to issue materials to Seller in accordance with the Contract and any specifications referenced thereto for use or incorporation in the Goods ("**Issued Materials**"), Seller will (at its own cost) inspect the Issued Materials and carry out such tests as are reasonably practicable or are specified in the Contract to satisfy itself as to the suitability of the Issued Materials. Trillium is not liable for any defect in the Issued Materials which such inspection or testing would have revealed. Where such inspection or testing by the Seller reveals a defect in the Issued Materials, Seller must immediately notify Trillium and Trillium will provide a replacement within a reasonable period.

8.2 Issued Materials remain the property of Trillium and must only be used by the Seller for the purpose of the Goods. The Seller shall indemnify Trillium from any costs, charges or expenses arising from any damage or defect caused to or arising from the Seller's use of the Issued Materials. Seller shall be liable for the immediate replacement of any Issued Materials which are damaged beyond reasonable repair or use whilst in the Seller's care and control.

8.3 Issued Materials belonging to Trillium that are held in the care and possession of the Seller must be held solely for the purposes of the Contract and shall not be within the ownership or disposition of the Seller. Seller

must ensure that no lien, charge or other security interest is created over such Issued Materials while in its possession or otherwise under its control. Trillium reserves its rights in respect of all of the Issued Material and Seller must not make any sample of the whole or any portion or description of any of the Issued Materials in any material form or allow any of the Issued Materials or details of such to be made available or divulged to any third party without the prior written consent of Trillium.

8.4 Unless otherwise stated in the Contract all scrap remains the property of Trillium. Seller shall account to Trillium for any scrap or excessive wastage of, or unused, Issued Materials as Trillium may reasonably require.

## 9. WARRANTIES

9.1 **Warranty.** Seller expressly warrants that: (a) the Goods and/or Services will strictly comply with any specifications, representations and with any sample previously supplied by Seller, and any other requirements specified by Trillium and otherwise be in accordance with the Contract; (b) the Services will be rendered in a good and workmanlike manner, with due care, skill and diligence and in accordance with good industry practices and any materials supplied in connection with such Services will be fit for the purpose stated in the Contract; (c) Seller Personnel is properly trained and experienced to perform the Services safely and efficiently; (d) the Goods will, unless otherwise specified in the Contract, be new; and (e) Seller has a right to sell the Goods and the Goods will be free from all charges, liens or encumbrances whatsoever.

9.2 **Remedy for Defective Goods.** If, within 12 months of placing the Goods into service or 18 months after the date of delivery (or other agreed guarantee period) whichever occurs first, Trillium gives notice to Seller of any defect in the Goods, Seller must at its own expense repair or replace the Goods so as to remedy the defect(s). This provision will apply to any Goods repaired or replaced until the end of the period equal to the guarantee period from the date of repair or replacement. This will be in addition to any warranty implied by Law. Seller will also be liable for all direct costs associated with the repair and/or replacement of the Goods referred to in this Clause 9.2 including removal, disassembly transport, and reinstallation. In the event Seller fails to proceed diligently to so replace or repair within a reasonable time after receipt of the notice referred to in this Clause 9.2, Trillium or the Client may undertake or complete such replacement or repair at Seller's risk, cost and expense.

9.3 **Remedy for Defective Services.** If within 12 months after the date the Services are completed (or other agreed guarantee period), Trillium gives notice to Seller of a defect or other deficiency in the Services, Seller agrees to correct, at its own cost, all defects or other deficiencies in the Services, including, costs of repair, removal, reinstallation, new material, labor and equipment attributable to the acts or omissions of Seller or Seller Personnel or failure by Seller to comply with any obligation expressed or implied herein (the "**Warranty Work**"). If following Trillium's request for Warranty Work, there is a delay by Seller to commence Warranty Work within the time period requested by Trillium and such delay would cause monetary damages to Trillium, Trillium may, at its sole option, immediately proceed to perform such Warranty Work itself or through other contractors or subcontractors and recover from Seller the total cost to Trillium therefor or deduct the same from any monies due or which become due to Seller. If no sums or if insufficient sums are available for full set-off by Trillium, then Seller, upon receipt of Trillium's written notice of Seller's obligations hereunder, shall promptly remit to Trillium all sums due and owing pursuant to the terms of this Clause 9.3.

9.4 Seller shall provide twelve (12) months advance notice to Trillium prior to Seller ceasing production of any Goods or spare parts and Seller shall provide Trillium with all manufacturing information and drawings to enable Trillium to manufacture such Goods or spare parts after Seller ceases production.

9.5 If requested by Trillium, for the duration of Trillium's contractual obligations to its Client(s), each aspect of the prices, warranties, benefits and other terms being provided under this Contract are and will remain at least equal to the terms that have been offered and/or will be offered by Seller to its other customers. If Seller has provided or will provide better terms than those provided to Trillium hereunder, this Contract will be deemed appropriately amended to provide such terms to Trillium. Seller shall promptly provide Trillium with any refunds, credits, or benefits thereby created.

## 10. INDEMNITY AND INSURANCE

10.1 Seller shall defend, indemnify and hold the Trillium Indemnitees harmless against all loss, liability, damage, costs, actions, demands, expenses and suits whatsoever (including in the case of litigation legal costs and disbursements) arising out of or suffered or incurred in connection with any loss or damage to property or injury to or death of any person or any financial or other consequential loss for and in respect of any such loss, damage, injury or death in whole or in part caused or arising from directly or indirectly or in any way attributable or incidental to: (a) any willful or negligent act or omission whatsoever by the Seller or Seller Personnel; (b) any claim with respect to or arising out of any defect in, or title to, the Goods; (c) any claim that the Goods and/or Services infringe or are alleged to infringe directly or indirectly any patent, trademark, copyright or other proprietary right; or (d) breach by Seller or Seller Personnel of any of the Seller's obligations under the Contract or applicable Laws.

10.2 If any part of the Goods or Services in any suit or proceedings is held to constitute infringement and its use be enjoined, Seller shall within a reasonable time either (a) secure for Trillium and its Client the perpetual right to continue the use of the Good(s) or Service(s) or (b) replace or modify the Good(s) and/or Service(s) so that it becomes non-infringing, provided the performance is not affected in any adverse manner.

10.3 If the Seller either as principal or as agent enters upon any premises or property of or being used or accessed by Trillium or its Client in order to perform Services including construction, erection, inspection, delivery, servicing, repairing, consulting or advising or any other obligation: (a) Seller shall indemnify and hold the Trillium Indemnitees harmless at all times from and against all losses, damages, costs, expenses, liabilities, claims and demands whatsoever on account of injury to or death of any person or on account of loss or damage to the property of any person (including the Seller and Seller Personnel) arising out of or in any manner connected with the performance of such work, and the Seller will at its own expense defend any and all actions based on the foregoing and must pay all legal costs and all costs and other expenses arising from such actions; and (b) Seller must at all times exercise all necessary precautions for the safety of persons who might be affected by such work, and without limiting this, must at all times duly comply with the requirements of any regulations, work practices and procedures prescribed by applicable Laws, and of any authority having jurisdiction in the matter, and with any direction that may from time to time be given by any supervisor or other responsible employee of Trillium.

10.4 **Insurance.** Seller shall have in place contracts of insurance with reputable insurers incorporated in its country of establishment to cover its obligations under the Contract. On request, Seller shall supply evidence of the maintenance of the insurance and all of its terms from time to time applicable. Seller shall, on request by Trillium, assign to Trillium the benefit of such insurance.

## 11. INTELLECTUAL PROPERTY AND CONFIDENTIALITY

11.1 **Confidentiality**. Any document, data, drawings, blue prints, plans, designs, images, specifications, technical data and any other material or information supplied or made available by Trillium to Seller as part of the Contract or any other documentation or information in whatsoever form provided by Trillium to Seller during the performance of the Contract ("**Confidential Information**"), shall be treated as strictly confidential and shall not be divulged by Seller to any person, except as required by Law or to Seller Personnel, who need to know such Confidential Information in order for Seller to comply with its obligations under the Contract and Seller shall ensure that such recipients comply with the obligations set out in this clause as though they were a party to the Contract. Seller shall promptly return or (at Trillium's request) destroy all Confidential Information on request by Trillium. As between Trillium and Seller, Trillium retains title to all of its Confidential Information.

11.2 **Intellectual Property Ownership.** All right, title and interest (including all Intellectual Property Rights) in any documents, information and other materials created in or arising from the performance of the Contract (the "**Work Product**") shall be the exclusive property of and shall vest in Trillium on creation. Nothing in the Contract shall affect the ownership of rights in materials created by Seller prior to or independently of the performance of the Contract, which shall remain with Seller. To the extent that use of such rights is required to be able to use the Work Product, Seller hereby grants to Trillium a perpetual, irrevocable, sub-licensable, non-exclusive, world-wide, royalty free right to use such rights**.** Nothing in the Contract shall affect the ownership of rights (including Intellectual Property Rights) in materials, including without limitation specifications, designs, drawings, data, and know how, provided to Seller by Trillium, which shall remain with Trillium. Seller shall have no right to use such materials, except as necessary to perform its obligations under the Contract.

## 12. PROCESSING OF PERSONAL DATA.

Each party agrees to process the personal data acquired from the other party during the performance of the Contract (the "**Personal Data**") in compliance with applicable Data Protection Laws, including where relevant, the provisions of General Data Protection Regulation (EU) 2016/679 and the United Kingdom Data Protection Act 2018, as amended from time to time and every law and provision concerning personal data protection, which may be applicable from time to time (hereinafter, collectively referred to as "**Data Protection Laws**"). For the purpose of this Contract's management and performance, each party (i) should be considered as acting as an independent data controller with regard to the Personal Data it processes (as a "**Secondary Data Controller**") and which have been provided by the other party ("**Primary Data Controller**"). Such Primary Data Controller undertakes to duly inform its personnel of such disclosure on behalf of the Secondary Data Controller. Each party, for the parts it is responsible for, is specifically obliged to comply with, when necessary, obligations concerning information to be sent to the data subjects (including ensuring appropriate legal basis for processing) and to obtain, when necessary, from the same all required consent in relation to the processing of the Personal Data transferred to and processed by the other party and to meet any obligations provided for by Data Protection Laws. The parties declare that their respective internal and external personnel and staff members processing the Personal Data, directly and/or indirectly concerned with the performance of the Contract, have been informed of the confidential nature of, and legal requirements (including those under the Data Protection Laws) relating to, such Personal Data and have received suitable training on their responsibilities to protect the Personal Data. Where additional services would be contemplated between the parties, involving the processing of Personal Data by a party on behalf of the other, the parties undertake to discuss in good faith of the term of any data processing agreement which may be required.

## 13. COMPLIANCE WITH LAWS

13.1 **Applicable Laws.** Seller represents and warrants that it is, and will remain, fully compliant with all applicable Laws (including in connection with bribery and anti-corruption). Seller shall comply and shall ensure that Seller Personnel read and comply with all Trillium policies listed in the Purchase Order or otherwise provided to Seller, in each case as updated from time to time. Seller shall ensure that Seller Personnel read and comply with Trillium's Supplier Code of Conduct as updated from time to time. Seller shall obtain and maintain all permits, licenses and other approvals or consents necessary for the performance of the Contract. Trillium shall be entitled to demand a certificate of origin of any of the Goods that Trillium receives from Seller. Any breach of this Clause 13.1 shall be deemed a material breach and (without prejudice to its other remedies) Trillium shall be entitled to immediately terminate the Contract concerned and any other contract then in force between Trillium and Seller.

13.2 **Economic Sanctions and Trade Controls.** (a) Seller shall comply with all applicable trade controls and sanctions, including but not limited to United Kingdom (UK), European Union (EU) and Laws of the U.S. Commerce, Treasury, State and Defense Departments or other agency regulating U.S. export controls and sanctions. (b) Seller shall disclose to Trillium in writing whether, to the best of its knowledge, Seller or any of its owners, shareholders or officers are, or have been, the subject of a government investigation or convicted for violations of any applicable export Laws. Definitions for ownership and control vary based on the applicable sanctions program. OFAC generally follows the "50 Percent Rule," which states that the property and interests in property of entities directly or indirectly owned fifty percent (50%) or more in the aggregate by one or more blocked persons are considered blocked. However, some sanctions programs, such as the EU and UK use a different standard, including a focus on not just ownership but also on control. (c) Seller shall acquire any necessary export licenses or permits prior to exporting goods to Trillium. Seller shall inform Trillium if Seller or any of its subsidiaries appear on the U.S., UK, EU, or any other international sanction list. To the extent that Seller sub-contracts or assigns its obligations or utilizes agents or third parties with respect to the performance of this Contract, Seller shall incorporate the obligations of this provision with respect to export compliance into its respective subcontracts and agreements with such parties.

13.3 **Goods Originating in or Exported from Sanctioned Countries.** (a) Seller shall not supply Goods originating in or exported from sanctioned or embargoed countries, including but not limited to Russia, Iran, Cuba, North Korea, Syria, Belarus, and the occupied Ukrainian territories (including but not limited to Crimea and Sevastopol, Donetsk, Luhansk, Kherson, and Zaporizhzhia). (b) Seller shall not supply iron or steel Goods processed in a third country incorporating iron or steel inputs originating in Russia. If requested, Seller shall provide evidence or certification of the origin of the iron and steel inputs utilized, such as a mill test certificate. (c) Seller shall not supply Goods made in regions prohibited by the US, EU or UK, such as China's Xinjiang Uyghur Autonomous Region.

13.4 **Forced Labor.** Seller shall not supply Goods made from forced labor nor Goods utilizing inputs or components made from forced labor.

## 14. TERMINATION AND SUSPENSION

14.1 **Termination for Convenience.** Trillium may terminate the Contract or any part thereof with immediate effect for its sole convenience by giving written notice to Seller. In the event of such termination, Seller shall immediately stop all work on the Contract. Seller shall be paid for any Good(s) delivered and accepted by Trillium and for Services properly performed prior to the date of termination.

14.2 **Termination for Cause.** Trillium may terminate any Contract or any part thereof with immediate effect, for cause, in the event of: (a) any Seller default, including but not limited to late deliveries, deliveries of Goods

and/or performance of the Services that are defective or that do not conform to the Contract, failure to provide Trillium reasonable assurances of future performance, failure to comply with any term or condition of the Contract; or (b) any insolvency-related or similar event. In the event of termination for cause, Trillium shall not be liable to Seller for any amount except for that part of the Price that applies to the supply of finished Goods and/or Services which have, at the date of termination, already been delivered (and/or performed) and accepted. In the event of termination for cause under Clause 14.2(b), it shall be lawful for Trillium to enter the premises where the Goods are situated and take possession of any materials the property in which has passed to or is vested in Trillium or attributable to the Goods and/or recover any Work Product and/or Confidential Information. Termination for cause shall be without prejudice to any claim or right of action that Trillium may have by virtue of the default which gave rise to the termination.

14.3 **Suspension.** Trillium may at any time suspend the performance of the Purchase Order, in whole or in part, through a written notice to Seller. Upon receipt of such notice, Seller shall promptly suspend further performance of its works and shall during the suspension period protect and secure the Goods and/or Services (including all supplied materials and equipment) against any deterioration, loss or damage. At the end of the suspension period and subject to Seller's revised delivery information, Trillium reserves the right to either instruct Seller to proceed with the manufacture and/or delivery of the Goods and/or performance of the Services to the agreed revised delivery date and Seller shall be bound by such instructions or cancel the Purchase Order in accordance with Clause 2.3 of these Terms and Conditions.

## 15. GENERAL

15.1 **Notices.** Any notice given by a party under the Contract shall be: (a) in writing and in English; (b) sent to the relevant party at the address set out in the Contract or to an alternative address notified in writing by the relevant party; or (c) if agreed to by the parties, served by email to the email address set out in the Contract or as otherwise notified from time to time. The parties may not serve documents relating to formal legal proceedings by email.

15.2 **Force Majeure.** If, by reason of an event of Force Majeure, either of the parties shall be delayed in, or prevented from, performing any of the provisions of the Contract then, provided that the affected party promptly, but in no event later than three (3) days after the occurrence of the event of Force Majeure, notifies the other in writing of the nature and extent of such event, such delay or non-performance shall not be deemed to be a breach of that party's obligations under the Contract and no loss or damage shall be claimed by either of the parties hereto from the other by reason thereof. In case of a Force Majeure event, the parties agree to meet and work together to minimize the impact of such event on the Goods and/or Services, If the Force Majeure event continues to delay or prevent either party's performance of the provisions of the Contract for a continuous period of more than sixty (60) days, either party may terminate the Contract by written notice to the other party.

15.3 **No Employment.** In the event that Seller's obligations require or contemplate performance of Services by Seller Personnel to be done on Trillium's or Client's property, Seller agrees that all such Services shall be performed as an independent contractor and that the Seller Personnel performing such Services shall not be considered Trillium's employees.

15.4 **Cumulative and Equitable Remedies.** Trillium's rights and remedies provided in the Contract are cumulative and not exclusive of any rights and remedies provided by applicable Laws and shall not be affected by termination of the Contract. Seller recognizes that any breach or threatened breach of the Contract may cause Trillium irreparable harm for which damages may not be an adequate remedy. Accordingly, in addition to any other remedies and damages available to Trillium, Seller acknowledges and agrees that Trillium is entitled to the remedies of specific performance, injunction and other equitable relief without proof of special damages.

15.5 **Assignment and Subcontracting.** Seller may not assign, transfer, mortgage, charge, subcontract, delegate, declare a trust over or deal in any other manner with the Contract, in whole or in part, or any of its rights or obligations under the Contract without the prior written approval of Trillium. Where permission to subcontract is granted by Trillium, Seller shall ensure the provisions of the Contract are reflected with its Sub-Suppliers and are enforced against them. Notwithstanding any permission by Trillium to subcontract, all responsibility and liability shall remain with the Seller.

15.6 **No Partnership.** The parties are independent persons and are not partners, principal and agent or employer and employee and the Contract does not establish any joint venture, trust, fiduciary or other relationship between them, other than the contractual relationship expressly provided for in it. Neither party shall have, nor shall represent that it has, any authority to make any commitments on the other party's behalf.

15.7 **Severability and Survival.** All terms of the Contract are severable, and any provision of the Contract held to be invalid, illegal, or unenforceable in any jurisdiction shall, as to such jurisdiction, be ineffective to the extent of such invalidity, illegality, or unenforceability without affecting the validity, legality, and enforceability of the remaining provisions hereof or thereof. The invalidity of a particular provision in a particular jurisdiction shall not invalidate such provision in any other jurisdiction. Those provisions that are expressed, or by their nature are required, to survive expiry or termination of the Contract, shall survive expiry or termination of the Contract.

15.8 **Entire Agreement.** The Contract constitutes the entire agreement between Trillium and Seller and supersedes any prior oral or written understandings and representations between Trillium and Seller relating to its subject matter. The provisions of the United Nations Convention on Contracts for the International Sale of Goods are expressly disclaimed and shall not apply.

## 16. GOVERNING LAW AND JURISDICTION

16.1 **Americas.** If Trillium is based in North or South America (the "**Americas**"), the Contract will be governed by and construed in accordance with the laws of the State of Texas, without giving effect to any choice of law or conflict provision or rule that would cause the laws of any other jurisdiction to be applied. Where this Clause 16.1 applies, all disputes arising out of or in connection with the Contract must be brought in a state or federal court sitting in Harris County, Texas, and each party hereby irrevocably submits itself to the exclusive jurisdiction of each such court in any such action or proceeding and waives any objection it may now or hereafter have to venue or convenience of forum. THE PARTIES HEREBY IRREVOCABLY WAIVE THEIR RIGHT TO TRIAL BY JURY.

16.2 **Outside of the Americas.** If Trillium is based outside of the Americas, the Contract will be governed by and construed in accordance with the laws of England. Where this Clause 16.2 applies, all disputes arising out of or in connection with the Contract shall be referred to and finally resolved by arbitration under the London Court of International Arbitration Rules ("**LCIA Rules**"), which LCIA Rules are deemed incorporated by referenced into this clause. The number of arbitrators shall be one (1). The seat, or legal place, of arbitration shall be London, England. The language used in the arbitral proceedings shall be English. The governing law of this arbitration agreement shall be English law.

## Bid Proposal

**GMP - SERWRF Capacity Phase B Improvements**

**All Bidders**
**Job Location:** Bradenton, FL
**Engineer Name:** McKim & Creed
**Bid Date:** 05/22/2026 05:00 pm
**Bid Due Date:**
**Addendum Number:** 2
**Plan Sheet Date:** 07/01/2025
**Core & Main Bid #:** 4934045

**Core & Main**
2525 12th St Bldg 2
Sarasota, FL 34237
Phone: 9413648909
Fax: 9419517543

| Bid Seq | Description | Qty | UoM | Sell | Ext Sell | Filter | Spec Sec | Addendum Number |
|---|---|---|---|---|---|---|---|---|
| 10 | ********** | | | | | | | |
| 20 | **SITE UTILITIES** | | | | | | | |
| 30 | **P/S C03.201-.205** | | | | | | | |
| 40 | _____ | | | | | | | |
| 50 | | | | | | | | |
| 60 | **AGI INFLUENT F/AGS INFLUENT PS P/S C03.201** | | | | | | | |
| 70 | | | | | | | | |
| 80 | 24 HDSS PR350 DI PIPE PERMOX | 100 | FT | 433.09 | 43,309.00 | DI PIPE | MC_UTILITES APP LIST | |
| 90 | 24 MJ 90 C153 IMP PERMOX | 1 | EA | 4,968.34 | 4,968.34 | DI MJ FTGS | MC_UTILITES APP LIST | |
| 100 | 24 FOSTER ADPT EPXY W/BLUE B&N 24FA-OX.BLU USA | 1 | EA | 1,187.44 | 1,187.44 | DI MJ FTGS | MC_UTILITES APP LIST | |
| 110 | 24 MJ 45 C153 IMP PERMOX | 1 | EA | 3,685.62 | 3,685.62 | DI MJ FTGS | MC_UTILITES APP LIST | |
| 120 | 24 MJ L/P SLV C153 IMP PERMOX | 1 | EA | 3,383.73 | 3,383.73 | DI MJ FTGS | MC_UTILITES APP LIST | |
| 130 | 24 STAR 3024 DIP REST SB IMP STARBOND L/ACC SGDPS24 | 6 | EA | 552.28 | 3,313.68 | MJ RESTRAINTS | MC_UTILITES APP LIST | |
| 140 | 24 MJ ACC SET L/GLAND EPDM GSKT COR BLUE BOLTS IMP | 6 | EA | 248.25 | 1,489.50 | MJ RESTRAINTS | 02640_PG.217 | |
| 150 | | | | | | | | |
| 160 | **AG-WAS TO BASINS P/S C03.201** | | | | | | | |
| 170 | | | | | | | | |
| 180 | 8 HDSS PR350 DI PIPE PERMOX | 100 | FT | 123.03 | 12,303.00 | DI PIPE | MC_UTILITES APP LIST | |
| 190 | 8 MJ 45 C153 IMP PERMOX | 2 | EA | 640.59 | 1,281.18 | DI MJ FTGS | MC_UTILITES APP LIST | |
| 200 | 8 MJ L/P SLV C153 IMP PERMOX | 1 | EA | 708.53 | 708.53 | DI MJ FTGS | MC_UTILITES APP LIST | |
| 210 | 8 STAR 3008 DIP REST SB IMP STARBOND L/ACC SGDPS08N | 6 | EA | 57.42 | 344.52 | MJ RESTRAINTS | MC_UTILITES APP LIST | |
| 220 | 8"MJ ACC SET L/GLAND COR BLUE | 6 | EA | 65.61 | 393.66 | MJ RESTRAINTS | 02640_PG.217 | |
| 230 | **PAGE BREAK** | | | | | | | |
| 240 | **AEROBIC GRANULATED SLUDGE DRN P/S C03.201** | | | | | | | |
| 250 | | | | | | | | |
| 260 | 4 PVC SCH80 PIPE SWB 20' | 160 | FT | 10.58 | 1,692.80 | SCH80 PVC | | |
| 270 | 4X4 PVC S80 WYE HXHXH 875-040 | 2 | EA | 164.70 | 329.40 | SCH80 PVC | | |
| 280 | 4 PVC S80 45 HXH 817-040 | 4 | EA | 52.32 | 209.28 | SCH80 PVC | | |
| 290 | 4 SCH40 FEMALE ADAPT HXFIPT 435-040 | 2 | EA | 6.72 | 13.44 | SCH80 PVC | | |
| 300 | 4 PVC S40 TRD PLG MIPT 450-040 | 2 | EA | 9.93 | 19.86 | SCH80 PVC | | |
| 310 | 4 PVC S80 CPLG HXH 829-040 | 2 | EA | 21.22 | 42.44 | SCH80 PVC | | |
| 320 | | | | | | | | |
| 330 | **NONPOTABLE WATER P/S C03.202-.204** | | | | | | | |
| 340 | | | | | | | | |
| 350 | 8 MJ L/P SLV C153 IMP | 1 | EA | 752.82 | 752.82 | DI MJ FTGS | MC_UTILITES APP LIST | |
| 360 | 8X4 MJ TEE C153 IMP | 2 | EA | 283.50 | 567.00 | DI MJ FTGS | MC_UTILITES APP LIST | |
| 370 | 4 FOSTER ADPT EPXY W/BLUE B&N 4FA-OX.BLU USA | 2 | EA | 131.19 | 262.38 | DI MJ FTGS | MC_UTILITES APP LIST | |
| 380 | 4 F6100 MJ RW GV OL ON L/ACC CLOW GATE VALVE EPOXY COATED W/STAINLESS STEEL BOLTS & NUTS | 2 | EA | 715.77 | 1,431.54 | VALVE GATE | | |
| 390 | 4 HDSS PR350 DI PIPE | 180 | FT | 53.89 | 9,700.20 | DI PIPE | | |
| 400 | 4 MJ CAP C153 IMP | 1 | EA | 42.75 | 42.75 | DI MJ FTGS | MC_UTILITES APP LIST | |
| 410 | 4 MJ TEE C153 IMP | 1 | EA | 147.00 | 147.00 | DI MJ FTGS | | |
| 420 | 4X2 MJ TAPT CAP C153 IMP | 2 | EA | 87.75 | 175.50 | DI MJ FTGS | | |
| 430 | C87-77-NL 2 BRS MALE ADPT MIPTXPJ PVC NO LEAD | 2 | EA | 132.63 | 265.26 | BRASS FTGS | | |
| 440 | 2 PVC SCH80 PIPE SWB 20' | 180 | FT | 3.52 | 633.60 | SCH80 PVC | | |
| 450 | 2 PVC S80 90 HXH 806-020 | 1 | EA | 4.82 | 4.82 | SCH80 PVC | | |
| 460 | 8 HDSS PR350 DI PIPE | 240 | FT | 52.82 | 12,676.80 | DI PIPE | MC_UTILITES APP LIST | |
| 470 | 8 MJ 45 C153 IMP | 1 | EA | 640.59 | 640.59 | DI MJ FTGS | MC_UTILITES APP LIST | |
| 480 | 8 STAR 3008 DIP REST SB IMP STARBOND L/ACC SGDPS08N | 8 | EA | 57.42 | 459.36 | MJ RESTRAINTS | MC_UTILITES APP LIST | |
| 490 | 8"MJ ACC SET L/GLAND COR BLUE | 8 | EA | 65.61 | 524.88 | MJ RESTRAINTS | 02640_PG.217 | |
| 500 | 4 STAR 3004 DIP REST SB IMP STARBOND L/ACC SGDPS04N | 6 | EA | 32.48 | 194.88 | MJ RESTRAINTS | MC_UTILITES APP LIST | |
| 510 | 4"MJ ACC SET L/GLAND COR BLUE | 6 | EA | 48.00 | 288.00 | MJ RESTRAINTS | 02640_PG.217 | |
| 520 | | | | | | | | |
| 530 | **BASIN WATERLINE CORRECTION P/S C03.203** | | | | | | | |
| 540 | | | | | | | | |
| 550 | 30 MJ L/P SLV C153 IMP PERMOX | 1 | EA | 6,098.28 | 6,098.28 | DI MJ FTGS | MC_UTILITES APP LIST | |

Internal Use Only

| | | | | | | | |
|---|---|---|---|---|---|---|---|
| 560 | 30 TJ PR350 DI PIPE PERMOX | 20 | FT | 554.80 | 11,096.00 | DI PIPE | MC_UTILITES APP LIST |
| 570 | 30X16 MJ TEE C153 IMP PERMOX | 1 | EA | 10,976.17 | 10,976.17 | DI MJ FTGS | MC_UTILITES APP LIST |
| 580 | 16 TJ PR350 DI PIPE PERMOX | 240 | FT | 228.39 | 54,813.60 | DI PIPE | MC_UTILITES APP LIST |
| 590 | 16 MJ 45 C153 IMP PERMOX | 3 | EA | 2,037.59 | 6,112.77 | DI MJ FTGS | MC_UTILITES APP LIST |
| 600 | 30 STAR 3030 DIP REST SB IMP STARBOND L/ACC SGDPS30 | 4 | EA | 1,362.67 | 5,450.68 | MJ RESTRAINTS | MC_UTILITES APP LIST |
| 610 | 30 MJ ACC SET L/GLAND EPDM GSKT COR BLUE BOLTS IMP | 4 | EA | 515.72 | 2,062.88 | MJ RESTRAINTS | 02640_PG.217 |
| 620 | 16 STAR 3016 DIP REST SB IMP STARBOND L/ACC SGDPS16 | 7 | EA | 233.89 | 1,637.23 | MJ RESTRAINTS | MC_UTILITES APP LIST |
| 630 | 16"MJ ACC SET L/GLAND COR BLUE | 7 | EA | 152.25 | 1,065.75 | MJ RESTRAINTS | 02640_PG.217 |
| 640 | | | | | | | |
| 650 | **REJECT RETURN LINE P/S C03.203** | | | | | | |
| 660 | | | | | | | |
| 670 | 12 MJ 90 C153 IMP PERMOX | 1 | EA | 1,363.36 | 1,363.36 | DI MJ FTGS | MC_UTILITES APP LIST |
| 680 | 12 PVC C900 DR18 PIPE 20' GRN GSKT PC235 | 140 | FT | 37.42 | 5,238.80 | C900 | MC_UTILITES APP LIST |
| 690 | 12 STAR 4012 PVC REST SB IMP STARBOND L/ACC PVCS4012G2 | 3 | EA | 140.24 | 420.72 | MJ RESTRAINTS | MC_UTILITES APP LIST |
| 700 | 12"MJ ACC SET L/GLAND COR BLUE | 3 | EA | 91.20 | 273.60 | MJ RESTRAINTS | 02640_PG.217 |
| 710 | | | | | | | |
| 720 | **LEACHATE LINE P/S C03.203** | | | | | | |
| 730 | | | | | | | |
| 740 | 12 MJ 90 C153 IMP PERMOX | 1 | EA | 1,363.36 | 1,363.36 | DI MJ FTGS | MC_UTILITES APP LIST |
| 750 | 12 PVC C900 DR18 PIPE 20' GRN GSKT PC235 | 60 | FT | 37.42 | 2,245.20 | C900 | MC_UTILITES APP LIST |
| 760 | 12 MJ 45 C153 IMP PERMOX | 3 | EA | 1,232.65 | 3,697.95 | DI MJ FTGS | MC_UTILITES APP LIST |
| 770 | 6 MJ 90 C153 IMP PERMOX | 3 | EA | 506.65 | 1,519.95 | DI MJ FTGS | MC_UTILITES APP LIST |
| 780 | 6 PVC C900 DR18 PIPE 20' GRN GSKT PC235 | 120 | FT | 10.30 | 1,236.00 | C900 | MC_UTILITES APP LIST |
| 790 | 12 STAR 4012 PVC REST SB IMP STARBOND L/ACC PVCS4012G2 | 8 | EA | 140.24 | 1,121.92 | MJ RESTRAINTS | MC_UTILITES APP LIST |
| 800 | 12"MJ ACC SET L/GLAND COR BLUE | 8 | EA | 91.20 | 729.60 | MJ RESTRAINTS | 02640_PG.217 |
| 810 | 6 STAR 4006 PVC REST SB IMP STARBOND L/ACC PVCS4006G2 | 6 | EA | 48.00 | 288.00 | MJ RESTRAINTS | MC_UTILITES APP LIST |
| 820 | 6"MJ ACC SET L/GLAND COR BLUE | 6 | EA | 65.61 | 393.66 | MJ RESTRAINTS | 02640_PG.217 |
| 830 | | | | | | | |
| 840 | **AEROBIC GRANULATED SLUDGE EFF P/S C03.204, .205** | | | | | | |
| 850 | | | | | | | |
| 860 | 24 HDSS PR350 DI PIPE PERMOX | 740 | FT | 433.09 | 320,486.60 | DI PIPE | MC_UTILITES APP LIST |
| 870 | 24 MJ 45 C153 IMP PERMOX | 6 | EA | 3,685.62 | 22,113.72 | DI MJ FTGS | MC_UTILITES APP LIST |
| 880 | 24 MJ 90 C153 IMP PERMOX | 2 | EA | 4,968.34 | 9,936.68 | DI MJ FTGS | MC_UTILITES APP LIST |
| 890 | 12 STAR 4012 PVC REST SB IMP STARBOND L/ACC PVCS4012G2 | 16 | EA | 140.24 | 2,243.84 | MJ RESTRAINTS | MC_UTILITES APP LIST |
| 900 | 12"MJ ACC SET L/GLAND COR BLUE | 16 | EA | 91.20 | 1,459.20 | MJ RESTRAINTS | 02640_PG.217 |
| 910 | | | | | | | |
| 920 | ********** | | | | | | |
| 930 | **MECHANICAL** | | | | | | |
| 940 | **P/S C03.201-.205** | | | | | | |
| 950 | _____ | | | | | | |
| 960 | | | | | | | |
| 970 | **AGS INLFLUENT PUMP STATION P/S M34.201, .301, .501** | | | | | | |
| 980 | **NT: NO P&ID F/INF PS. CONTRACTOR TO VERIFY ALL MATERIALS BEFORE ORDERING.** | | | | | | |
| 990 | | | | | | | |
| 1000 | **INFLUENT** | | | | | | |
| 1010 | | | | | | | |
| 1020 | 24" 7200 SUPER FLANGE W/ 316SS B&N RSF7224SS16 IMP | 1 | EA | 4,210.58 | 4,210.58 | RFCA | MC_UTILITES APP LIST |
| 1040 | 24 FLGXFLG DI PIPE PERMOX 3'6" PRIMED IMP | 1 | EA | 4,690.22 | 4,690.22 | DI FLG PIPE | 09900_PG.425 |
| 1050 | 24X16 FLG TEE C110 PERMOX | 3 | EA | 7,470.23 | 22,410.69 | DI FLG FTGS | 09900_PG.425 |
| 1060 | 24 FLGXFLG DI PIPE PERMOX 8' PRIMED IMP | 2 | EA | 7,621.74 | 15,243.48 | DI FLG PIPE | 09900_PG.425 |
| 1070 | 24 FLGXFLG DI PIPE PERMOX 7'5" PRIMED IMP | 1 | EA | 7,295.66 | 7,295.66 | DI FLG PIPE | 09900_PG.425 |
| 1080 | 24X16 FLG 90 C110 PR IMP PERMO | 1 | EA | 6,881.12 | 6,881.12 | DI FLG FTGS | 09900_PG.425 |
| 1090 | 16 GA FIG B517 FLG PLUG VLV W/GEAR & OP NUT | 4 | EA | 7,611.12 | 30,444.48 | VALVE PLUG | MC_UTILITES APP LIST |
| 1110 | 16 FLGXFLG DIP PERMOX 2'10" PRIMED IMP | 4 | EA | 2,621.12 | 10,484.48 | DI FLG PIPE | 09900_PG.425 |
| 1120 | 16 FLGXPE DI PIPE PERMOX 1' PRIMED IMP | 4 | EA | 1,117.78 | 4,471.12 | DI FLG PIPE | 09900_PG.425 |
| 1130 | 16" 7200 SUPER FLANGE W/ 316SS B&N RSF7216SS16 IMP | 4 | EA | 2,560.47 | 10,241.88 | RFCA | MC_UTILITES APP LIST |
| 1150 | 24X1/8 FLG ACC EPDM FF 316SS | 8 | EA | 667.63 | 5,341.04 | FLG BNG | |
| 1160 | 16 FLG ACC EPDM FF 316SS | 16 | EA | 311.32 | 4,981.12 | FLG BNG | |
| 1170 | | | | | | | |
| 1180 | **EFFLUENT** | | | | | | |
| 1190 | | | | | | | |
| 1200 | 16 FLGXFLG DI PIPE PERMOX 1'6" PRIMED IMP | 4 | EA | 2,011.12 | 8,044.48 | DI FLG PIPE | 09900_PG.425 |
| 1210 | 16 FLG 90 C110 PR IMP PERMOX | 8 | EA | 3,052.50 | 24,420.00 | DI FLG FTGS | 09900_PG.425 |
| 1220 | 16 FLGXFLG DI PIPE PERMOX 2' PRIMED IMP | 4 | EA | 2,214.45 | 8,857.80 | DI FLG PIPE | 09900_PG.425 |
| 1230 | 16X4 FLG TEE C110 PERMOX | 4 | EA | 4,387.78 | 17,551.12 | DI FLG FTGS | 09900_PG.425 |
| 1240 | 4X2 TAPT BLIND FLG PERMOX | 4 | EA | 370.77 | 1,483.08 | DI FLG FTGS | 09900_PG.425 |
| 1250 | 2XCL BRASS NIPPLE NO LEAD (I) | 4 | EA | 19.02 | 76.08 | BRASS FTGS | |
| 1260 | 2 WATT LF3003 FIPT DIE UNION LEAD FREE 0009879 | 4 | EA | 316.46 | 1,265.84 | BRASS FTGS | |
| 1270 | 2XCL 316SS NIPPLE | 8 | EA | 10.09 | 80.72 | SST FTGS | |
| 1280 | V210FP-32 2 316SS BALL VLV FP FIPTXFIPT | 4 | EA | 138.72 | 554.88 | SST BALL VALVE | MC_UTILITES APP LIST |
| 1290 | 2 929 AIR RELEASE VALVE ONLY | 4 | EA | 1,147.06 | 4,588.24 | VALVE AIR | MC_UTILITES APP LIST |

| | | | | | | | |
|---|---|---|---|---|---|---|---|
| 1300 | 16 FLGXFLG DIP PERMOX 1'10" PRIMED IMP TAPT 1/2" @ CENTER | 4 | EA | 2,518.89 | 10,075.56 | DI FLG PIPE | 09900_PG.425 |
| 1320 | 16 8001A SWING CHECK VLV FULL WATER WAY, FLANGE ENDS, CAST IRON BODY, BRONZE BODY BRONZE DISC SEAT RING, SINGLE WEIGHT, 316 SS HINGE PIN, D 9007C SPDT NEMA 4 LIMIT 316 SS COVER BOLTS, 16 MILS AND EXTERIOR EPOXY PAINT, | 4 | EA | 15,582.32 | 62,329.28 | VALVE CHECK | MC_UTILITES APP LIST |
| 1400 | 16 GA FIG B517 FLG PLUG VLV W/GEAR & OP NUT | 4 | EA | 7,611.12 | 30,444.48 | VALVE PLUG | MC_UTILITES APP LIST |
| 1420 | 16 FLG TEE C110 PERMOX | 4 | EA | 4,139.67 | 16,558.68 | DI FLG FTGS | 09900_PG.425 |
| 1430 | 16X2 TAPT BLIND FLG PERMOX | 4 | EA | 2,454.23 | 9,816.92 | DI FLG FTGS | 09900_PG.425 |
| 1440 | 2X1/2 BRASS BUSHING NL (I) NO LEAD | 4 | EA | 27.43 | 109.72 | BRASS FTGS | |
| 1450 | 1/2X2 BRASS NIPPLE NO LEAD (I) | 4 | EA | 4.08 | 16.32 | BRASS FTGS | |
| 1460 | 1/2 WATT LF3003 FIPT DIE UNION NO LEAD 0009874 | 4 | EA | 47.76 | 191.04 | BRASS FTGS | |
| 1470 | 1/2 MIPXFIP ASHCROFT V02 316SS GAUGE VALVE | 4 | EA | 312.90 | 1,251.60 | PRESS GAUGE | |
| 1480 | 16 FLGXFLG DI PIPE PERMOX 2'1" PRIMED IMP | 4 | EA | 2,417.78 | 9,671.12 | DI FLG PIPE | 09900_PG.425 |
| 1490 | 24X16 FLG 90 C110 IMP PERMOX | 1 | EA | 6,881.12 | 6,881.12 | DI FLG FTGS | 09900_PG.425 |
| 1500 | 24 FLGXFLG DI PIPE PERMOX 7'5" PRIMED IMP | 1 | EA | 7,295.66 | 7,295.66 | DI FLG PIPE | 09900_PG.425 |
| 1510 | 24X16 FLG TEE C110 PERMOX | 3 | EA | 7,470.23 | 22,410.69 | DI FLG FTGS | 09900_PG.425 |
| 1520 | 24 FLGXFLG DI PIPE PERMOX 8' PRIMED IMP | 2 | EA | 7,621.74 | 15,243.48 | DI FLG PIPE | 09900_PG.425 |
| 1530 | 24 FLGXFLG DIP PERMOX 1'11" PRIMED IMP TAPT 1/2" @ CENTER | 1 | EA | 4,009.79 | 4,009.79 | DI FLG PIPE | 09900_PG.425 |
| 1550 | 24 FLG 90 C110 PR IMP PERMOX | 1 | EA | 7,455.56 | 7,455.56 | DI FLG FTGS | 09900_PG.425 |
| 1560 | 24 FLGXFLG DI PIPE PERMOX 9'7" PRIMED IMP | 1 | EA | 8,925.00 | 8,925.00 | DI FLG PIPE | 09900_PG.425 |
| 1570 | **CLAMP ON FLOWMETER BY OTHERS** | | | | | | |
| 1580 | 24 FLG TEE C110 PERMOX | 1 | EA | 10,351.00 | 10,351.00 | DI FLG FTGS | 09900_PG.425 |
| 1590 | 24X2 TAPT BLIND FLG PERMOX | 1 | EA | 6,090.95 | 6,090.95 | DI FLG FTGS | 09900_PG.425 |
| 1600 | 2XCL BRASS NIPPLE NO LEAD (I) | 1 | EA | 19.02 | 19.02 | BRASS FTGS | |
| 1610 | 2 WATT LF3003 FIPT DIE UNION LEAD FREE 0009879 | 1 | EA | 316.46 | 316.46 | BRASS FTGS | |
| 1620 | 2XCL 316SS NIPPLE | 1 | EA | 10.09 | 10.09 | SST FTGS | |
| 1630 | V210FP-32 2 316SS BALL VLV FP FIPTXFIPT | 1 | EA | 138.72 | 138.72 | SST BALL VALVE | MC_UTILITES APP LIST |
| 1640 | 2 929 AIR RELEASE VALVE ONLY | 1 | EA | 1,147.06 | 1,147.06 | VALVE AIR | MC_UTILITES APP LIST |
| 1650 | 24 FLGXPE DI PIPE PERMOX 8' PRIMED IMP | 1 | EA | 6,434.79 | 6,434.79 | DI FLG PIPE | 09900_PG.425 |
| 1660 | 24X1/8 FLG ACC EPDM FF 316SS | 12 | EA | 667.63 | 8,011.56 | FLG BNG | |
| 1670 | 16 FLG ACC EPDM FF 316SS | 52 | EA | 311.32 | 16,188.64 | FLG BNG | |
| 1680 | | | | | | | |
| 1690 | **ARV/PI DRAIN PIPING** | | | | | | |
| 1700 | | | | | | | |
| 1710 | 2 S80 MALE ADPT BRASS MIPTXH 836-020BR | 5 | EA | 212.47 | 1,062.35 | SCH80 PVC | |
| 1730 | 2 PVC SCH80 PIPE SWB 20' | 140 | FT | 3.52 | 492.80 | SCH80 PVC | |
| 1740 | 2 PVC S80 90 HXH 806-020 | 14 | EA | 4.82 | 67.48 | SCH80 PVC | |
| 1750 | 2X1/2 PVC S80 TEE HXH 801-247 | 4 | EA | 11.60 | 46.40 | SCH80 PVC | |
| 1760 | 4X2 PVC S80 TEE HXH 801-420 | 5 | EA | 34.36 | 171.80 | SCH80 PVC | |
| 1770 | 4 PVC SCH80 PIPE SWB 20' | 40 | FT | 10.58 | 423.20 | SCH80 PVC | |
| 1780 | SPEARS P105X-040 4 CLEAN OUT ADAPTER SPIGXF PVC DWV W/PLUG | 1 | EA | 7.86 | 7.86 | CLEANOUT | |
| 1790 | 1/2X2 BRASS NIPPLE NO LEAD (I) | 8 | EA | 4.08 | 32.64 | BRASS FTGS | |
| 1800 | 1/2 BRASS TEE NO LEAD (I) | 4 | EA | 7.45 | 29.80 | BRASS FTGS | |
| 1810 | 1/2 WATT LF3003 FIPT DIE UNION NO LEAD 0009874 | 4 | EA | 47.76 | 191.04 | BRASS FTGS | |
| 1820 | 1/2XCL 316SS NIPPLE | 4 | EA | 2.08 | 8.32 | SST FTGS | |
| 1830 | MERIT V210FP-08 1/2IN T-316 SS BALL VALVE FULL PORT 2-PIECE 1000 WOG | 4 | EA | 29.96 | 119.84 | SST BALL VALVE | MC_UTILITES APP LIST |
| 1840 | 1/2X1/2 201 ASHCROFT DIAPHRAGM SEAL, 316SS W/ 1/4" FLUSH PORT | 4 | EA | 588.13 | 2,352.52 | PRESS GAUGE | 13310_PG.565 |
| 1860 | 4-1/2 1279AS PRESSURE GAUGE 0-200 PSI 1/2 LOWER CONNECTION | 4 | EA | 164.34 | 657.36 | PRESS GAUGE | 13310_PG.565 |
| 1870 | 1/2 S80 MALE ADPT BRASS MIPTXH 836-005BR | 4 | EA | 34.55 | 138.20 | SCH80 PVC | |
| 1890 | 1/2 PVC SCH80 PIPE PE 20' | 40 | FT | 0.85 | 34.00 | SCH80 PVC | |
| 1900 | | | | | | | |
| 1910 | **AEROBIC GRANULAR SLUDGE BASINS P/S M35.201-.503, I35.001-.003** | | | | | | |
| 1920 | | | | | | | |
| 1930 | **AG INFLUENT** | | | | | | |
| 1940 | | | | | | | |
| 1950 | **24X30 TEES IN PHASE A** | | | | | | |
| 1960 | | | | | | | |
| 1970 | 30 FLGXPE DI PIPE PERMOX 5'6" PRIMED IMP | 2 | EA | 6,589.14 | 13,178.28 | DI FLG PIPE | 09900_PG.425 |
| 1980 | 30 FLG(TAP)XWCXPE DI PIPE 5'6" IMP (WC 1'5" F/FLG) PRIMED TNEMEC N140 PERMOX | 1 | EA | 8,516.31 | 8,516.31 | DI FLG PIPE | 09900_PG.425 |
| 2020 | 1-1/4X9-1/4 STUD BOLT 316SS FLG STUD | 28 | EA | 27.38 | 766.64 | FLG BNG | 02640_PG.217 |
| 2030 | 30 FLG 90 C110 PR IMP PERMOX | 3 | EA | 11,755.95 | 35,267.85 | DI FLG FTGS | 09900_PG.425 |
| 2040 | **30"EMO PLUG VLVS BY AG BASIN** | | | | | | |
| 2050 | 30 FLGXPE DI PIPE PERMOX 3'11" PRIMED IMP | 3 | EA | 5,313.05 | 15,939.15 | DI FLG PIPE | 09900_PG.425 |
| 2060 | 36X30 FLG 90 C110 MP PERMOX | 3 | EA | 18,154.28 | 54,462.84 | DI FLG FTGS | 09900_PG.425 |

| | | | | | | | |
|---|---|---|---|---|---|---|---|
| 2070 | 36 FLG(TAP)XWCXFLG(TAP) 4'8" IMP<br>(WC 2'8" F/FLG)<br>PRIMED TNEMEC N140<br>PERMOX | 3 | EA | 14,845.66 | 44,536.98 | DI FLG PIPE | 09900_PG.425 |
| 2110 | 1-1/2X11-1/4 STUD BOLT 316SS | 192 | EA | 53.77 | 10,323.84 | FLG BNG | 02640_PG.217 |
| 2120 | 36 FLGXPE DI PIPE PERMOX 0'6" PRIMED IMP | 3 | EA | 3,857.61 | 11,572.83 | DI FLG PIPE | 09900_PG.425 |
| 2130 | 30X1/8 FLG ACC EPDM FF 316SS | 12 | EA | 1,099.94 | 13,199.28 | FLG BNG | |
| 2140 | 30 STAR 3030 DIP REST SB IMP STARBOND L/ACC<br>SGDPS30 | 3 | EA | 1,362.67 | 4,088.01 | MJ RESTRAINTS | MC_UTILITES APP LIST |
| 2150 | 30 MJ ACC SET L/GLAND EPDM GSKT COR BLUE<br>BOLTS IMP | 3 | EA | 515.72 | 1,547.16 | MJ RESTRAINTS | 02640_PG.217 |
| 2160 | 36X1/8 FLG ACC EPDM FF 316SS | 6 | EA | 1,751.83 | 10,510.98 | FLG BNG | |
| 2170 | | | | | | | |
| 2180 | **AG EFFLUENT** | | | | | | |
| 2190 | **NT: SECT SHT M35.303 NOT GIVEN. CONTRACTOR TO VERIFY AGE DOWNPIPE** | | | | | | |
| 2200 | | | | | | | |
| 2210 | 24 FLGXWCXPE DI PIPE 17'6" IMP<br>(WC 16'4" F/FLG)<br>PRIMED TNEMEC N140<br>PERMOX | 1 | EA | 13,311.96 | 13,311.96 | DI FLG PIPE | 09900_PG.425 |
| 2250 | 24 FLG 90 C110 PR IMP PERMOX | 2 | EA | 7,455.56 | 14,911.12 | DI FLG FTGS | 09900_PG.425 |
| 2260 | 24 FLGXFLG DI PIPE PERMOX 2' PRIMED IMP | 1 | EA | 3,711.96 | 3,711.96 | DI FLG PIPE | 09900_PG.425 |
| 2270 | 24 FLGXPE DI PIPE PERMOX 4'6" PRIMED IMP | 1 | EA | 4,154.35 | 4,154.35 | DI FLG PIPE | 09900_PG.425 |
| 2280 | 24X1/8 FLG ACC EPDM FF 316SS | 4 | EA | 667.63 | 2,670.52 | FLG BNG | |
| 2290 | | | | | | | |
| 2300 | **BASIN WAS TO SURGE TANK** | | | | | | |
| 2310 | | | | | | | |
| 2320 | 30 FLGXPE DI PIPE PERMOX 0'6" PRIMED IMP | 3 | EA | 2,759.79 | 8,279.37 | DI FLG PIPE | 09900_PG.425 |
| 2330 | 30 FLG 45 C110 P401 PERMOX | 6 | EA | 11,451.00 | 68,706.00 | DI FLG FTGS | 09900_PG.425 |
| 2340 | 30 FLGXFLG DI PIPE PERMOX 1' PRIMED IMP | 3 | EA | 4,577.18 | 13,731.54 | DI FLG PIPE | 09900_PG.425 |
| 2350 | 30 FLG(TAP)XWCXFLG(TAP) 4'7" IMP<br>(WC 2'1" F/FLG)<br>PRIMED TNEMEC N140<br>PERMOX | 1 | EA | 10,871.74 | 10,871.74 | DI FLG PIPE | 09900_PG.425 |
| 2390 | 1-1/4X9-1/4 STUD BOLT 316SS FLG STUD | 168 | EA | 25.77 | 4,329.36 | FLG BNG | 02640_PG.217 |
| 2400 | 24X30 FLG BULLHD TEE PERMOX | 3 | EA | 17,630.05 | 52,890.15 | DI FLG FTGS | 09900_PG.425 |
| 2410 | **24"EMO PLUG VLVS BY AG BASIN** | | | | | | |
| 2420 | 24 FLGXFLG DI PIPE PERMOX 1'7" PRIMED IMP | 3 | EA | 3,711.96 | 11,135.88 | DI FLG PIPE | 09900_PG.425 |
| 2430 | 24X20 FLG 90 C110 IMP PERMOX | 3 | EA | 7,335.17 | 22,005.51 | DI FLG FTGS | 09900_PG.425 |
| 2440 | 20 FLGXFLG DIP PERMOX 10'2" PRIMED IMP | 3 | EA | 7,402.18 | 22,206.54 | DI FLG PIPE | 09900_PG.425 |
| 2450 | 20 FLG TEE C110 PERMOX | 3 | EA | 6,764.39 | 20,293.17 | DI FLG FTGS | 09900_PG.425 |
| 2460 | 20 BLIND FLG DI PERMOX | 1 | EA | 3,938.62 | 3,938.62 | DI FLG FTGS | 09900_PG.425 |
| 2470 | 20 FLGXFLG DI PIPE 20' PERMOX | 8 | EA | 12,364.45 | 98,915.60 | DI FLG PIPE | 09900_PG.425 |
| 2480 | 20 FLGXFLG DI 15'6" PERMOX | 1 | EA | 10,232.23 | 10,232.23 | DI FLG PIPE | 09900_PG.425 |
| 2490 | 20 FLGXFLG DI 15'5" PERMOX | 1 | EA | 10,232.23 | 10,232.23 | DI FLG PIPE | 09900_PG.425 |
| 2500 | 20 FLGXFLG DI 11'2" PERMOX | 1 | EA | 8,100.00 | 8,100.00 | DI FLG PIPE | 09900_PG.425 |
| 2510 | 20 FLG 90 C110 PR IMP PERMOX | 1 | EA | 4,841.23 | 4,841.23 | DI FLG FTGS | 09900_PG.425 |
| 2520 | 20 FLG(TAP)XWCXFLG(TAP) 3'1" IMP<br>(WC 1'11")<br>PRIMED TNEMEC N140<br>PERMOX | 1 | EA | 4,514.45 | 4,514.45 | DI FLG PIPE | 09900_PG.425 |
| 2560 | 1-1/8X6-1/4 STUD BOLT 316SS | 20 | EA | 21.07 | 421.40 | FLG BNG | 02640_PG.217 |
| 2570 | 30X1/8 FLG ACC EPDM FF 316SS | 15 | EA | 1,099.94 | 16,499.10 | FLG BNG | |
| 2580 | 24X1/8 FLG ACC EPDM FF 316SS | 9 | EA | 667.63 | 6,008.67 | FLG BNG | |
| 2590 | 20X1/8 FLG ACC EPDM FF 316SS | 22 | EA | 591.83 | 13,020.26 | FLG BNG | |
| 2600 | | | | | | | |
| 2610 | **WATER LEVEL CORRECTION** | | | | | | |
| 2620 | | | | | | | |
| 2630 | **24"EMO PLUG VLVS BY AG BASIN** | | | | | | |
| 2640 | 24 FLGXFLG DI PIPE PERMOX 1'7" PRIMED IMP | 3 | EA | 3,711.96 | 11,135.88 | DI FLG PIPE | 09900_PG.425 |
| 2650 | 24X16 FLG 90 C110 IMP PERMOX | 3 | EA | 6,881.12 | 20,643.36 | DI FLG FTGS | 09900_PG.425 |
| 2660 | 16 FLGXFLG DI PIPE PERMOX 2' PRIMED IMP | 3 | EA | 2,214.45 | 6,643.35 | DI FLG PIPE | 09900_PG.425 |
| 2670 | 16 FLG TEE C110 PERMOX | 3 | EA | 4,967.61 | 14,902.83 | DI FLG FTGS | 09900_PG.425 |
| 2680 | 16 BLIND FLG DI PERMOX | 1 | EA | 2,105.28 | 2,105.28 | DI FLG FTGS | 09900_PG.425 |
| 2690 | 16 FLGXFLG DI PIPE 20' PERMOX | 5 | EA | 9,341.12 | 46,705.60 | DI FLG PIPE | 09900_PG.425 |
| 2700 | 16 FLGXFLG DI 16' PERMOX | 2 | EA | 7,916.67 | 15,833.34 | DI FLG PIPE | 09900_PG.425 |
| 2710 | 16 FLGXFLG DI 10'6" PERMOX | 1 | EA | 5,676.67 | 5,676.67 | DI FLG PIPE | 09900_PG.425 |
| 2720 | 16 FLG 90 C110 PR IMP PERMOX | 1 | EA | 3,052.50 | 3,052.50 | DI FLG FTGS | 09900_PG.425 |
| 2730 | 16 FLGXPE DI PIPE PERMOX 8' PRIMED IMP | 1 | EA | 3,968.89 | 3,968.89 | DI FLG PIPE | 09900_PG.425 |
| 2740 | 16 MJ 90 C153 PERMOX | 1 | EA | 2,277.00 | 2,277.00 | DI MJ FTGS | MC_UTILITES APP LIST |
| 2750 | 24X1/8 FLG ACC EPDM FF 316SS | 9 | EA | 667.63 | 6,008.67 | FLG BNG | |
| 2760 | 16 FLG ACC EPDM FF 316SS | 27 | EA | 311.32 | 8,405.64 | FLG BNG | |
| 2770 | | | | | | | |
| 2780 | **BASIN NPW** | | | | | | |
| 2790 | | | | | | | |
| 2800 | 2 PVC SCH80 PIPE SWB 20' | 700 | FT | 3.52 | 2,464.00 | SCH80 PVC | |
| 2810 | 2 PVC S80 90 HXH 806-020 | 10 | EA | 4.82 | 48.20 | SCH80 PVC | |
| 2820 | 2X2 PVC S80 TEE HXHXH 801-020 | 5 | EA | 17.16 | 85.80 | SCH80 PVC | |
| 2830 | 2X1-1/2 S80 REDUCER CPLG HXH | 7 | EA | 10.46 | 73.22 | SCH80 PVC | |
| 2840 | 1-1/2 PVC SCH80 PIPE SWB 20' | 20 | FT | 2.56 | 51.20 | SCH80 PVC | |
| 2850 | 1-1/2 PVC S80 MALE ADP 836-015 | 7 | EA | 9.16 | 64.12 | SCH80 PVC | |
| 2860 | 76F-107-01A 1-1/2 316SS BALL VLV FIPTXFIPT USA | 7 | EA | 203.60 | 1,425.20 | SST BALL VALVE | |
| 2870 | 1-1/2X36 GALV STL NIPPLE | 7 | EA | 56.03 | 392.21 | GALV FTGS | |

| | | | | | | | |
|---|---|---|---|---|---|---|---|
| 2880 | 1-1/2X1 GALV MI TEE | 7 | EA | 12.55 | 87.85 | GALV FTGS | |
| 2890 | 1X3 GALV STL NIPPLE | 7 | EA | 3.42 | 23.94 | GALV FTGS | |
| 2900 | 1 76F-105-01A SST BALL VALVE DOMESTIC | 7 | EA | 113.35 | 793.45 | SST BALL VALVE | |
| 2910 | 1 BRASS DBL MALE HEX NIPPLE<br>MIP X MALE NPSH DIXON DMH1010 | 7 | EA | 12.42 | 86.94 | BRASS FTGS | |
| 2930 | 1-1/2 THRD BRONZE NIBCO T-311Y<br>ANGLE VALVE W/HANDWHEEL | 7 | EA | 388.34 | 2,718.38 | MISC | |
| 2950 | 1-1/2X3 GALV STL NIPPLE | 14 | EA | 5.05 | 70.70 | GALV FTGS | |
| 2960 | 1-1/2 GALV MI 90 | 7 | EA | 7.59 | 53.13 | GALV FTGS | |
| 2970 | 1-1/2 BRASS MALE X HOSE BARB ADAPTER<br>DIXON BST20 | 7 | EA | 37.45 | 262.15 | BRASS FTGS | |
| 2990 | **NOTE: HOSE, RACK & NOZZLE BY OTHERS** | | | | | | |
| 3000 | | | | | | | |
| 3010 | **BASIN PUMP OUT DRAIN** | | | | | | |
| 3020 | | | | | | | |
| 3030 | JOSAM 32106 FLOOR DRAIN | 3 | EA | 192.42 | 577.26 | DRAIN | DET 8_M00.504 |
| 3040 | 6 PVC SCH80 PIPE SWB 20' | 60 | FT | 19.03 | 1,141.80 | SCH80 PVC | |
| 3050 | 6 PVC S80 90 HXH 806-060 | 9 | EA | 54.82 | 493.38 | SCH80 PVC | |
| 3060 | 6 PVC S80 VANSTONE FLG SPIGOT W/PVC RING 856-060 | 6 | EA | 42.16 | 252.96 | SCH80 PVC | |
| 3070 | 6 316SS HEX BOLT & NUT KIT (PVC)<br>L/GSKT W/8 3/4X4 B&N<br>W/ FLAT WASHERS | 6 | EA | 51.40 | 308.40 | FLG BNG | 02640_PG.217 |
| 3100 | 6 GA FIG B517 FLG PLUG VLV W/GEAR & HW 1-80-13000-505 | 3 | EA | 1,732.96 | 5,198.88 | VALVE PLUG | MC_UTILITES APP LIST |
| 3110 | DIXON 600-AL-SS 6" ADAPTER | 3 | EA | 492.79 | 1,478.37 | QUICK CONNECT | |
| 3120 | DIXON 6" DC 600-DC-SS DUST CAP | 3 | EA | 318.94 | 956.82 | QUICK CONNECT | |
| 3130 | 6X1/8 FLG ACC EPDM FF 316SS | 9 | EA | 72.07 | 648.63 | FLG BNG | |
| 3140 | | | | | | | |
| 3150 | **AGS WAS SURGE TANK PS P/S M37.201, .301, I37.001** | | | | | | |
| 3160 | **NT: PLANS SHOW 6" CONNECT @ PUMP. P&ID SHOW 8". CONTRACTOR TO VERIFY BEFORE ORDERING.** | | | | | | |
| 3170 | | | | | | | |
| 3180 | **INFLUENT** | | | | | | |
| 3190 | | | | | | | |
| 3200 | 12X8 FLG 90 C110 IMP PERMOX | 1 | EA | 2,113.95 | 2,113.95 | DI FLG FTGS | 09900_PG.425 |
| 3210 | 8 FLG(TAP)XWCXFLG(TAP) 2'1" IMP<br>(WC @ CENTER)<br>PRIMED TNEMEC N140<br>PERMOX | 1 | EA | 1,389.78 | 1,389.78 | DI FLG PIPE | DET 6_M00.504 |
| 3250 | 3/4X4 STUD BOLT 316SS | 16 | EA | 6.07 | 97.12 | FLG BNG | 02640_PG.217 |
| 3260 | 8 FLGXFLG DI PIPE PERMOX 5'4" PRIMED IMP | 1 | EA | 1,478.41 | 1,478.41 | DI FLG PIPE | 09900_PG.425 |
| 3270 | 8X6 FLG TEE C110 PERMOX | 1 | EA | 1,342.00 | 1,342.00 | DI FLG FTGS | 09900_PG.425 |
| 3280 | 8 FLGXFLG DI PIPE PERMOX 4'9" PRIMED IMP | 1 | EA | 1,386.37 | 1,386.37 | DI FLG PIPE | 09900_PG.425 |
| 3290 | 8X6 FLG 90 C110 PR IMP PERMOX | 1 | EA | 1,299.04 | 1,299.04 | DI FLG FTGS | 09900_PG.425 |
| 3300 | 6 FLGXFLG DI PIPE PERMOX 1'10" PRIMED IMP | 2 | EA | 602.28 | 1,204.56 | DI FLG PIPE | 09900_PG.425 |
| 3310 | 6 GA FIG B517 FLG PLUG VLV W/GEAR & HW 1-80-13000-505 | 2 | EA | 1,732.96 | 3,465.92 | VALVE PLUG | MC_UTILITES APP LIST |
| 3320 | 6 FLGXFLG DI PIPE PERMOX 11" PRIMED IMP | 2 | EA | 456.82 | 913.64 | DI FLG PIPE | 09900_PG.425 |
| 3330 | 8X1/8 FLG ACC EPDM FF 316SS | 5 | EA | 83.67 | 418.35 | FLG BNG | |
| 3340 | 6X1/8 FLG ACC EPDM FF 316SS | 8 | EA | 72.07 | 576.56 | FLG BNG | |
| 3350 | | | | | | | |
| 3360 | **EFFLUENT** | | | | | | |
| 3370 | | | | | | | |
| 3380 | 6 FLGXFLG DI PIPE PERMOX 1'7" PRIMED IMP | 2 | EA | 602.28 | 1,204.56 | DI FLG PIPE | 09900_PG.425 |
| 3390 | 6 FLG 90 C110 PR IMP PERMOX | 4 | EA | 746.06 | 2,984.24 | DI FLG FTGS | 09900_PG.425 |
| 3400 | 6 FLGXFLG DI PIPE PERMOX 1'2" PRIMED IMP | 2 | EA | 602.28 | 1,204.56 | DI FLG PIPE | 09900_PG.425 |
| 3410 | 6X4 FLG TEE C110 PERMOX | 2 | EA | 1,021.06 | 2,042.12 | DI FLG FTGS | 09900_PG.425 |
| 3420 | 4X2 TAPT BLIND FLG PERMOX | 2 | EA | 370.77 | 741.54 | DI FLG FTGS | 09900_PG.425 |
| 3430 | 2XCL BRASS NIPPLE NO LEAD (I) | 2 | EA | 19.02 | 38.04 | BRASS FTGS | |
| 3440 | 2 WATT LF3003 FIPT DIE UNION LEAD FREE 0009879 | 2 | EA | 316.46 | 632.92 | BRASS FTGS | |
| 3450 | 2XCL 316SS NIPPLE | 2 | EA | 10.09 | 20.18 | SST FTGS | |
| 3460 | V210FP-32 2 316SS BALL VLV FP FIPTXFIPT | 2 | EA | 138.72 | 277.44 | SST BALL VALVE | MC_UTILITES APP LIST |
| 3470 | 2 929 AIR RELEASE VALVE ONLY | 2 | EA | 1,147.06 | 2,294.12 | VALVE AIR | MC_UTILITES APP LIST |
| 3480 | 6 FLGXFLG DI PIPE PERMOX 11" PRIMED IMP<br>TAPT 1/2" @ CENTER | 2 | EA | 640.91 | 1,281.82 | DI FLG PIPE | 09900_PG.425 |
| 3500 | 6 FLG CHECK VALVE SWING<br>W/LIMIT SWITCH | 2 | EA | 3,183.92 | 6,367.84 | VALVE CHECK | 13310_PG.565 |
| 3520 | 6 GA FIG B517 FLG PLUG VLV W/GEAR & HW 1-80-13000-505 | 2 | EA | 1,732.96 | 3,465.92 | VALVE PLUG | MC_UTILITES APP LIST |
| 3530 | 6 FLGXFLG DI PIPE PERMOX 1'4" PRIMED IMP | 2 | EA | 529.55 | 1,059.10 | DI FLG PIPE | 09900_PG.425 |
| 3540 | 6 FLG TEE C110 PERMOX | 2 | EA | 949.89 | 1,899.78 | DI FLG FTGS | 09900_PG.425 |
| 3550 | 6X2 TAPT BLIND FLG PERMOX | 2 | EA | 502.12 | 1,004.24 | DI FLG FTGS | 09900_PG.425 |
| 3560 | 2X1/2 BRASS BUSHING NL (I) NO LEAD | 2 | EA | 27.43 | 54.86 | BRASS FTGS | |
| 3570 | 1/2X2 BRASS NIPPLE NO LEAD (I) | 2 | EA | 4.08 | 8.16 | BRASS FTGS | |
| 3580 | 1/2 WATT LF3003 FIPT DIE UNION NO LEAD 0009874 | 2 | EA | 47.76 | 95.52 | BRASS FTGS | |
| 3590 | 1/2 MIPXFIP ASHCROFT V02 316SS GAUGE VALVE | 2 | EA | 312.90 | 625.80 | PRESS GAUGE | |
| 3600 | 6 FLGXFLG DI PIPE PERMOX 2'4" PRIMED IMP | 2 | EA | 673.87 | 1,347.74 | DI FLG PIPE | 09900_PG.425 |
| 3610 | 8X6 FLG 90 C110 PR IMP PERMOX | 1 | EA | 1,082.53 | 1,082.53 | DI FLG FTGS | 09900_PG.425 |
| 3620 | 8X6 FLG TEE C110 PERMOX | 1 | EA | 1,342.00 | 1,342.00 | DI FLG FTGS | 09900_PG.425 |
| 3630 | 8 FLGXFLG DI PIPE PERMOX 4'10" PRIMED IMP | 1 | EA | 1,386.37 | 1,386.37 | DI FLG PIPE | 09900_PG.425 |

| | | | | | | | |
|---|---|---|---|---|---|---|---|
| 3640 | 8 FLGXFLG DI PIPE PERMOX 8' PRIMED IMP | 1 | EA | 1,939.78 | 1,939.78 | DI FLG PIPE | 09900_PG.425 |
| 3650 | **CLAMP ON FLOWMETER BY OTHERS** | | | | | | |
| 3660 | 8 FLG 90 C110 PR IMP PERMOX | 1 | EA | 1,129.12 | 1,129.12 | DI FLG FTGS | 09900_PG.425 |
| 3670 | 8 FLGXPE DI PIPE PERMOX 6' PRIMED IMP | 1 | EA | 1,570.46 | 1,570.46 | DI FLG PIPE | 09900_PG.425 |
| 3680 | 8X1/8 FLG ACC EPDM FF 316SS | 5 | EA | 83.67 | 418.35 | FLG BNG | |
| 3690 | 6X1/8 FLG ACC EPDM FF 316SS | 26 | EA | 72.07 | 1,873.82 | FLG BNG | |
| 3700 | **PAGE BREAK** | | | | | | |
| 3710 | **ARV/PI DRAIN PIPING** | | | | | | |
| 3720 | | | | | | | |
| 3730 | 2 S80 MALE ADPT BRASS MIPTXH 836-020BR | 2 | EA | 212.47 | 424.94 | SCH80 PVC | |
| 3750 | 2 PVC SCH80 PIPE SWB 20' | 40 | FT | 3.52 | 140.80 | SCH80 PVC | |
| 3760 | 2 PVC S80 90 HXH 806-020 | 5 | EA | 4.82 | 24.10 | SCH80 PVC | |
| 3770 | 2X2 PVC S80 TEE HXHXH 801-020 | 2 | EA | 17.16 | 34.32 | SCH80 PVC | |
| 3780 | 2X1/2 PVC SCH80 RED CPLG HXH 829-247 | 2 | EA | 10.46 | 20.92 | SCH80 PVC | |
| 3800 | 4X2 PVC S80 TEE HXH 801-420 | 1 | EA | 34.36 | 34.36 | SCH80 PVC | |
| 3810 | 4X2 PVC S80 RED HXH 829-420 | 1 | EA | 48.93 | 48.93 | SCH80 PVC | |
| 3820 | 4 PVC SCH80 PIPE SWB 20' | 40 | FT | 10.58 | 423.20 | SCH80 PVC | |
| 3830 | 1/2X2 BRASS NIPPLE NO LEAD (I) | 4 | EA | 4.08 | 16.32 | BRASS FTGS | |
| 3840 | 1/2 BRASS TEE NO LEAD (I) | 2 | EA | 7.45 | 14.90 | BRASS FTGS | |
| 3850 | 1/2 WATT LF3003 FIPT DIE UNION NO LEAD 0009874 | 2 | EA | 47.76 | 95.52 | BRASS FTGS | |
| 3860 | 1/2XCL 316SS NIPPLE | 2 | EA | 2.08 | 4.16 | SST FTGS | |
| 3870 | MERIT V210FP-08 1/2IN T-316 SS BALL VALVE FULL PORT 2-PIECE 1000 WOG | 2 | EA | 29.96 | 59.92 | SST BALL VALVE | MC_UTILITES APP LIST |
| 3880 | 1/2X1/2 201 ASHCROFT DIAPHRAGM SEAL, 316SS W/ 1/4" FLUSH PORT | 2 | EA | 588.13 | 1,176.26 | PRESS GAUGE | 13310_PG.565 |
| 3900 | 4-1/2 1279AS PRESSURE GAUGE 0-200 PSI 1/2 LOWER CONNECTION | 2 | EA | 164.34 | 328.68 | PRESS GAUGE | 13310_PG.565 |
| 3910 | 1/2 S80 MALE ADPT BRASS MIPTXH 836-005BR | 2 | EA | 34.55 | 69.10 | SCH80 PVC | |
| 3930 | 1/2 PVC SCH80 PIPE PE 20' | 20 | FT | 0.85 | 17.00 | SCH80 PVC | |
| 3940 | 1/2 PVC S80 90 HXH 806-005 | 2 | EA | 1.35 | 2.70 | SCH80 PVC | |
| 3950 | | | | | | | |
| 3960 | | | | | | | |
| 3970 | **PRICING VALID FOR 180 DAYS** | | | | | | |

| | |
|---|---|
| **Sub Total** | **1,942,710.22** |
| Freight | |
| Delivery | |
| Backcharge | |
| Restock | |
| Other | |
| **Lump Sum Disc.** | |
| **Tax** | 116,612.61 |
| **Total** | **2,059,322.83** |

### Bid Notes

*NO DOMESTIC REQUIREMENTS FOUND *P/ 11421_1.01-2 AGS supplier is solely responsible for providing a complete blower system

**UNLESS OTHERWISE SPECIFIED HEREIN, PRICES QUOTED ARE VALID IF ACCEPTED BY CUSTOMER AND PRODUCTS ARE RELEASED BY CUSTOMER FOR MANUFACTURE WITHIN THIRTY (30) CALENDAR DAYS FROM THE DATE OF THIS QUOTATION. CORE & MAIN LP RESERVES THE RIGHT TO INCREASE PRICES TO ADDRESS FACTORS, INCLUDING BUT NOT LIMITED TO, GOVERNMENT REGULATIONS, TARIFFS, TRANSPORTATION, FUEL AND RAW MATERIAL COSTS. DELIVERY WILL COMMENCE BASED UPON MANUFACTURER LEAD TIMES. ANY MATERIAL DELIVERIES DELAYED BEYOND MANUFACTURER LEAD TIMES MAY BE SUBJECT TO PRICE INCREASES AND/OR APPLICABLE STORAGE FEES. THIS BID PROPOSAL IS CONTINGENT UPON BUYER'S ACCEPTANCE OF SELLER'S TERMS AND CONDITIONS OF SALE, AS MODIFIED FROM TIME TO TIME,**
https://coreandmain.com/terms-of-sale/

**THIS BID MAY INCLUDE GLOBALLY SOURCED (IMPORTED) MATERIALS THAT ARE SUBJECT TO CHANGING TARIFFS. PRICES ARE SUBJECT TO CHANGE DUE TO POTENTIAL ADDITIONAL TARIFFS IMPOSED BY THE U.S. GOVERNMENT. IF IMPOSED, PRICES WILL INCREASE BY THE SAME PERCENTAGE AND WILL BE EFFECTIVE ON THE DATE THAT THE NEW TARIFFS ARE IMPLEMENTED. THESE ITEMS SHOULD BE PURCHASED WITH HASTE TO AVOID ANY ADDITIONAL RISING TARIFF COSTS.**

| System/Location | Addenda | Description | Qty | UOM | Unit Cost | Amount | Item Notes | Tag |
|---|---|---|---|---|---|---|---|---|
| **00.5" DR** | | | | | | **81** | | |
| **AGS INFLUENT PS** | | | | | | **81** | | |
| | | 1/2" X 20' IPS SCH80 PE GRAY PVC PIPE | 40 | FT | 1.13 | 45 | | |
| | | 1/2" PVC SCH 80 SLIP X MIP ADPT | 4 | EA | 3.25 | 13 | | |
| | | 1/2" PVC SCH 80 SLIP UNION W/ EPDM O-RING | 4 | EA | 5.61 | 22 | | |
| **01" DR** | | | | | | **254** | | |
| **WAS SURGE TANK PS** | | | | | | **254** | | |
| | | 1" X 20' IPS SCH80 PE GRAY PVC PIPE | 20 | FT | 2.24 | 45 | | |
| | | 1" PVC SCH 80 SLIP 90 ELL | 4 | EA | 3.16 | 13 | | |
| | | 1" PVC SCH 80 SLIP X MIP ADPT | 2 | EA | 6.20 | 12 | | |
| | | 1" SCH 80 PVC BALL VALVE TRU-UNION W/ SOLVENT WELD ENDS & LEVER OP / EPDM SEALS | 2 | EA | 92.18 | 184 | | |
| **01" NPW** | | | | | | **20,355** | | |
| **AGS BASINS** | | | | | | **20,355** | | |
| | | 1" STAINLESS STEEL ADAPTER (MALE QC) X MALE NPT QUICK DISCONNECTS | 7 | EA | 37.54 | 263 | | |
| | | 1" BRASS ADAPTER (MALE QC) X MALE NPT QUICK DISCONNECTS (DWG. M00.505/5) | 7 | EA | 48.60 | 340 | | |
| | | 1" X 4" DIELECTRIC THREADED NIPPLE | 14 | EA | 24.90 | 349 | | |
| | | 1" SCH40S 316L SSTL PIPE PE | 60 | FT | 9.00 | 540 | | |
| | | 1" 316 SSTL 150# THREADED 90 ELL | 21 | EA | 6.50 | 137 | | |
| | | 1" 316 SSTL 150# THREADED UNION | 7 | EA | 16.81 | 118 | | |
| | | 1/2" TO 1 1/4" SSTL CLAMPS SSTL CLAMP STAINLESS STEEL WORM CLAMP (DWG. M00.505/2) | 14 | EA | 18.75 | 263 | | |
| | | 1" THREADED BRONZE RISING STEM ANGLE VALVE W/ HANDWHEEL (DWG. M00.505/2) | 7 | EA | 709.38 | 4,966 | | |
| | | 1" 2 PIECE THREADED BRASS BALL VALVE W/ LEVER OP (DWG. M00.505/5) | 7 | EA | 38.85 | 272 | | |
| | | 1" 2 PIECE THREADED 316 STAINLESS BALL VALVE W/ LEVER OP | 7 | EA | 96.40 | 675 | | |
| | | RAIL MOUNT HOSE RACK - 316 STAINLESS STEEL 50' HOSE CAPACITY (SIMILAR TO DWG. M00.505/2) | 7 | EA | 1,218.75 | 8,531 | | |
| | | 1" X 25' EPDM WASHDOWN HOSE (DWG. M00.505/2) | 7 | EA | 315.56 | 2,209 | | |
| | | 1" MPT X BRASS STRAIGHT SMOOTH BORE FIRE NOZZLE (DWG. M00.505/5) | 7 | EA | 242.06 | 1,694 | | |
| **02" DR** | | | | | | **1,787** | | |
| **AGS INFLUENT PS** | | | | | | **1,251** | | |
| | | 2" FLG ACC PKS - 316 B8M SSTL HEAVY HEX - CL 125/150 FLANGE W/ SBR GASKET (PVC80 X DI) | 1 | EA | 41.19 | 41 | | |
| | | 2" X 20' IPS SCH80 PE GRAY PVC PIPE | 140 | FT | 4.83 | 676 | | |
| | | 2" PVC SCH 80 SLIP 90 ELL | 25 | EA | 5.48 | 137 | | |
| | | 2" PVC SCH 80 SLIP X MIP ADPT | 10 | EA | 15.06 | 151 | | |
| | | 2" PVC SCH 80 SLIP X FIP UNION W/ EPDM O-RING | 5 | EA | 46.39 | 232 | | |
| | | 2" PVC SCH 80 SOC VAN STONE FLG W/ PVC RING | 1 | EA | 14.01 | 14 | | |
| **WAS SURGE TANK PS** | | | | | | **536** | | |
| | | 2" X 20' IPS SCH80 PE GRAY PVC PIPE | 60 | FT | 4.83 | 290 | | |
| | | 2" PVC SCH 80 SLIP 90 ELL | 7 | EA | 5.48 | 38 | | |
| | | 2" PVC SCH 80 SLIP TEE | 2 | EA | 19.51 | 39 | | |
| | | 2" X 1" PVC SCH 80 SLIP RED COUP | 2 | EA | 11.89 | 24 | | |
| | | 2" PVC SCH 80 SLIP X MIP ADPT | 4 | EA | 15.06 | 60 | | |
| | | 2" SCH 80 PVC BALL VALVE TRU-UNION W/ SOLVENT WELD ENDS & LEVER OP / EPDM SEALS | 2 | EA | 42.27 | 85 | | |
| **02" NPW** | | | | | | **18,479** | | |
| **YARD PIPING PLAN 3** | | | | | | **2,850** | | |
| | | 2" SCH40S 316L SSTL PIPE PE | 140 | FT | 18.85 | 2,639 | | |
| | | 2" 316 SSTL 150# THREADED 90 ELL | 4 | EA | 18.23 | 73 | | |
| | | 2" 316 SSTL 150# THREADED COUPLING | 7 | EA | 19.66 | 138 | | |
| **YARD PIPING PLAN 4** | | | | | | **5,664** | | |
| | | 2" X 4" DIELECTRIC THREADED NIPPLE | 6 | EA | 49.92 | 300 | | |
| | | 2" SCH40S 316L SSTL PIPE PE | 120 | FT | 18.85 | 2,262 | | |
| | | 2" 316 SSTL 150# THREADED 90 ELL | 6 | EA | 18.23 | 109 | | |
| | | 2" 316 SSTL 150# THREADED COUPLING | 9 | EA | 19.66 | 177 | | |
| | | 2" FIP X FIP BALL TYPE CURB STOP-TOP W/ TEE-HEAD | 3 | EA | 376.14 | 1,128 | | |
| | | 60-84" ADJUSTABLE 2-1/2" SHAFT - SCREW TYPE 2 PC CURB BOX COMPLETE W/ LID | 3 | EA | 562.50 | 1,688 | | |
| **AGS BASINS** | | | | | | **9,965** | | |
| | | 2" X 4" DIELECTRIC THREADED NIPPLE | 1 | EA | 49.93 | 50 | | |
| | | 2" SCH40S 316L SSTL PIPE PE | 500 | FT | 18.85 | 9,425 | | |
| | | 2" 316 SSTL 150# THREADED 90 ELL | 17 | EA | 18.22 | 310 | | |
| | | 2" X 1" 316 SSTL 150# THREADED COUPLING | 3 | EA | 20.48 | 61 | | |
| | | 2" 316 SSTL 150# THREADED UNION | 1 | EA | 39.35 | 39 | | |
| | | 2" 316 SSTL 150# THREADED TEE | 3 | EA | 26.62 | 80 | | |
| **04" ALP** | | | | | | **1,617** | | *** |
| **AGS BASINS** | | | | | | **1,617** | | *** |
| | | 4" FLG ACC PKS - 316 B8M SSTL HEAVY HEX - CL 125/150 FLANGE W/ EPDM GASKET (SST X EQPT) | 3 | EA | 102.63 | 308 | | |
| | | 4" LUG BOLT SET CL 125/150 FLG-316 B8M SSTL-CAP BOLTS NO NUTS (NO-GASKET) (SST X SST-LUG-BFV) | 18 | EA | 72.74 | 1,309 | | |
| | | 4" LUG PATTERN (CL 150) 316 SSTL HIGH PERFORMANCE BUTTERFLY VALVE W/ GEAR OPERATOR W/ HANDWHEEL (BY OTHERS) | 3 | EA | - | - | | *** |
| | | 4" LUG PATTERN (CL 150) 316 SSTL HIGH PERFORMANCE BUTTERFLY VALVE W/ EMO/ OPEN-CLOSE (BY OTHERS) | 6 | EA | - | - | | *** |
| **04" DR** | | | | | | **24,333** | | |
| **YARD PIPING PLAN 1** | | | | | | **22,390** | | |
| | | 4" C153 FOR PVC PIPE MJ BIT COATED / PERMOX LINED DI 45 ELL | 7 | EA | 319.09 | 2,234 | | |
| | | 4" C153 FOR PVC PIPE MJ BIT COATED / PERMOX LINED DI WYE | 9 | EA | 587.54 | 5,288 | | |
| | | 4" C153 FOR PVC PIPE MJ BIT COATED / PERMOX LINED DI PLUG | 8 | EA | 240.17 | 1,921 | | |

Report by SYSTEM

| | | | | | | | |
|---|---|---|---|---|---|---|---|
| | | 4" C153 FOR PVC PIPE MJ BIT COATED / PERMOX LINED DI LONG SLEEVE | 1 | EA | 319.09 | 319 | |
| | | 4" X 2" C153 FOR PVC PIPE MJ BIT COATED / PERMOX LINED DI TAPT CAP | 1 | EA | 312.91 | 313 | |
| | | 4" X 2" C153 FOR PVC PIPE MJ BIT COATED / PERMOX LINED DI TAPT TEE | 5 | EA | 636.36 | 3,182 | |
| | | 4" MJ GLAND PACKS-C153 COR BLUE B&N'S W/ SBR GASKET | 8 | EA | 196.34 | 1,571 | |
| | | 4" WEDGE FITTING RESTRAINT MJ GLAND PACK-SBR GASKET-COR-BLUE B&N'S-FOR DI PIPE | 1 | EA | 66.50 | 67 | |
| | | 4" WEDGE FITTING RESTRAINT MJ GLAND PACK-SBR GASKET-COR-BLUE B&N'S-FOR CI OD PVC PIPE | 37 | EA | 73.50 | 2,720 | |
| | | 8" X 1'6" PE X WC X PE 316 SSTL WALL SLEEVES | 1 | EA | 812.50 | 813 | |
| | | 4" MODEL S-316 MODULAR SEAL FOR DI/CI OD PVC/DIPS HDPE FOR STEEL WALL SLEEVE (QUOTED PER LINK-REQUIRES 7 EA-LS-410S LINKS PER SEAL) | 14 | EA | 16.03 | 224 | |
| | | 4" DR18/ PR235 C900 BJ GSKT PVC PIPE-GREEN | 300 | FT | 5.80 | 1,740 | |
| | | CI CLEANOUT BOX & FRAME W/ LID | 4 | EA | 500.00 | 2,000 | |
| **AGS INFLUENT PS** | | | | | | **1,943** | |
| | | 4" X 4'6" DI SPOOL PIECE PERMOX LINED W/ 125# FLG X PE | 1 | EA | 787.95 | 788 | |
| | | 4" X 2" C110 FLG PRIME COATED / PERMOX LINED DI TEE | 1 | EA | 710.91 | 711 | |
| | | 4" C110 BLIND FLG PRIME COATED / PERMOX LINED DI BLIND FLG | 1 | EA | 328.02 | 328 | |
| | | 4" FLG ACC PKS - 316 B8M SSTL HEAVY HEX - CL 125/150 FLANGE W/ SBR GASKET (DI X DI) | 2 | EA | 58.10 | 116 | |
| **04" NPW** | *** | | | | | **28,652** | *** |
| **YARD PIPING PLAN 2** | *** | | | | | **7,108** | *** |
| | | 4" PC350 DUCTILE IRON PIPE PUSH JNT CEMENT LINED-BITUMINOUS COATED | 40 | FT | 60.63 | 2,425 | |
| | | 4" REST JNT GASKETS EPDM | 2 | EA | 156.12 | 312 | |
| | | 4" C153 MJ BIT COATED / CEMENT LINED DI 90 ELL | 1 | EA | 112.50 | 113 | |
| | ADI | 4" C153 MJ BIT COATED / CEMENT LINED DI 45 ELL | 4 | EA | 93.75 | 375 | |
| | ADI | 4" WEDGE FITTING RESTRAINT MJ GLAND PACK-EPDM GASKETS-COR-BLUE B&N'S-FOR DI PIPE | 13 | EA | 116.50 | 1,515 | |
| | | 6" DR18/ PR235 C900 BJ GSKT PVC PIPE-BLUE | 20 | FT | 11.79 | 236 | RISER PIPE FOR VALVE BOX PER C00.506/UW2 |
| | | 4" C515 MECH JT NRS GATE VALVE LESS ACC W/ 2" OP NUT (NO GEAR) | 1 | EA | 908.58 | 909 | |
| | | 19-22" HEAVY DUTY 5-1/4" SHAFT - SCREW TYPE 2 PC VALVE BOX COMPLETE W/ LID (DWG. C00.506/UW-2) | 1 | EA | 437.50 | 438 | |
| | | 3'0" 316 SSTL PIPE EXTENSION STEM-SOCKET X NUT W/CENTERING COLLAR | 1 | EA | 786.94 | 787 | |
| **YARD PIPING PLAN 4** | *** | | | | | **18,699** | *** |
| | | 4" PC350 DUCTILE IRON PIPE PUSH JNT CEMENT LINED-BITUMINOUS COATED | 180 | FT | 60.63 | 10,913 | |
| | | 4" REST JNT GASKETS EPDM | 9 | EA | 156.11 | 1,405 | |
| | ADI | 4" C153 MJ BIT COATED / CEMENT LINED DI 45 ELL | 8 | EA | 93.75 | 750 | |
| | | 4" X 2" C153 MJ BIT COATED / CEMENT LINED DI TAPT CAP | 1 | EA | 87.75 | 88 | |
| | | 4" X 2" C153 MJ BIT COATED / CEMENT LINED DI TAPT TEE | 2 | EA | 189.00 | 378 | |
| | ADI | 4" WEDGE FITTING RESTRAINT MJ GLAND PACK-EPDM GASKETS-COR-BLUE B&N'S-FOR DI PIPE | 24 | EA | 116.50 | 2,796 | |
| | | 6" DR18/ PR235 C900 BJ GSKT PVC PIPE-BLUE | 20 | FT | 11.79 | 236 | RISER PIPE FOR VALVE BOX PER C00.506/UW2 |
| | | 4" C515 MECH JT NRS GATE VALVE LESS ACC W/ 2" OP NUT (NO GEAR) | 1 | EA | 908.57 | 909 | |
| | | 19-22" HEAVY DUTY 5-1/4" SHAFT - SCREW TYPE 2 PC VALVE BOX COMPLETE W/ LID (DWG. C00.506/UW-2) | 1 | EA | 437.50 | 438 | |
| | | 3'0" 316 SSTL PIPE EXTENSION STEM-SOCKET X NUT W/CENTERING COLLAR | 1 | EA | 786.93 | 787 | |
| **YARD PIPING PLAN 5** | ADD1 | | | | | **2,064** | |
| | ADI | 4" PC350 DUCTILE IRON PIPE PUSH JNT CEMENT LINED-BITUMINOUS COATED | 20 | FT | 60.63 | 1,213 | |
| | ADI | 4" REST JNT GASKETS EPDM | 1 | EA | 156.11 | 156 | |
| | ADI | 4" C153 MJ BIT COATED / CEMENT LINED DI 90 ELL | 1 | EA | 112.50 | 113 | |
| | ADI | 4" WEDGE FITTING RESTRAINT MJ GLAND PACK-EPDM GASKETS-COR-BLUE B&N'S-FOR DI PIPE | 5 | EA | 116.50 | 583 | |
| **AGS BASINS** | | | | | | **781** | |
| | | 4" X 5'0" DI SPOOL PIECE CEMENT LINED W/ 125# FLG X PE | 1 | EA | 539.46 | 539 | |
| | | 4" C110 BLIND FLG PRIME COATED / CEMENT LINED DI BLIND FLG W-2" IP TAP | 1 | EA | 138.75 | 139 | |
| | | 4" FLG ACC PKS - 316 B8M SSTL HEAVY HEX - CL 125/150 FLANGE W/ EPDM GASKET (DI X DI) | 1 | EA | 102.62 | 103 | |
| **06" DR** | | | | | | **59,995** | *** |
| **AGS BASINS** | | | | | | **59,995** | *** |
| | | 6" PC350 DUCTILE IRON PIPE PUSH JNT PERMOX LINED-BITUMINOUS COATED | 260 | FT | 61.99 | 16,117 | |
| | | 6" REST JNT GASKETS SBR | 13 | EA | 129.49 | 1,683 | |
| | | 6" C153 MJ BIT COATED / PERMOX LINED DI 90 ELL | 6 | EA | 537.30 | 3,224 | |
| | | 6" WEDGE FITTING RESTRAINT MJ GLAND PACK-SBR GASKET-COR-BLUE B&N'S-FOR DI PIPE | 12 | EA | 85.00 | 1,020 | |
| | | 6" X 2'0" DI SPOOL PIECE PERMOX LINED W/ 125# FLG X FLG | 3 | EA | 724.86 | 2,175 | |
| | | 6" X 7'0" DI SPOOL PIECE PERMOX LINED W/ 125# FLG X PE | 3 | EA | 1,404.66 | 4,214 | |
| | | 6" C110 FLG PRIME COATED / PERMOX LINED DI 90 ELL | 3 | EA | 735.61 | 2,207 | |
| | | 6" X 5'0" FLG X WC X PE TAPPED FOR STUDS WALL PIPE PERMOX LINED (DWG. M00.504/7) | 3 | EA | 1,485.77 | 4,457 | |
| | | 6" FLG ACC PKS - 316 B8M SSTL HEAVY HEX - CL 125/150 FLANGE W/ SBR GASKET (DI X DI) | 6 | EA | 86.00 | 516 | |
| | | 6" FLG ACC PKS - 316 B8M SSTL HEAVY HEX - CL 125/150 FLANGE W/ SBR GASKET (DI X PV) | 3 | EA | 86.00 | 258 | |
| | | 6" STUD KIT CL 125/150 FLG-316 SSTL W/ SBR GASKET (MV X DIWP) (SUBMERGED) | 3 | EA | 166.09 | 498 | |
| | | 6" FLANGE ISOLATION KIT W/ 150# 316 B8M SSTL HEAVY HEX BN&G'S & TYPE "E" FULL FACED NEOPRENE GSKT-DBL WASHER - MYLAR SLEEVES (PV X SST-CAMLOCK) | 3 | EA | 294.38 | 883 | |
| | | 6" STAINLESS STEEL ADAPTER (MALE QC) X 150# ANSI FLANGE QUICK DISCONNECTS | 3 | EA | 466.86 | 1,401 | |

| | | | | | | | |
|---|---|---|---|---|---|---|---|
| | | 6" 316 SSTL BODY MUD VALVES NON RISING STEM FLANGED END ON VALVE ASSEMBLY W/25'0" EXT STEM, STEM GUIDES & OPERATOR | 3 | EA | 5,395.00 | 16,185 | |
| | | 6" 125LB FLG IRON BODY PLUG VALVE 100% PORT W/ GEAR OPERATOR/ HANDWHEEL | 3 | EA | 1,718.75 | 5,156 | *** |
| **06" LC** | | | | | | **5,237** | |
| **YARD PIPING PLAN 3** | | | | | | **5,237** | |
| | | 6" C153 FOR PVC PIPE MJ BIT COATED / PERMOX LINED DI 90 ELL | 3 | EA | 537.30 | 1,612 | |
| | | 6" WEDGE FITTING RESTRAINT MJ GLAND PACK-SBR GASKET-COR-BLUE B&N'S-FOR CI OD PVC PIPE | 8 | EA | 95.00 | 760 | |
| | | 6" SERRATED RESTRAINT HARNESS W\304 SSTL B&N'S-FOR CIOD PVC PIPE | 7 | EA | 173.50 | 1,215 | |
| | | 6" DR18/ PR235 C900 BJ GSKT PVC PIPE-GREEN | 140 | FT | 11.79 | 1,651 | |
| **06" NPW** | **ADD1** | | | | | **6,560** | |
| **YARD PIPING PLAN 5** | **ADD1** | | | | | **6,560** | |
| | ADD | DRY BARREL FIRE HYDRANT 5 1/4" VO 2 WAY W/ 6" MJ INLET 5'0" BURY (C00.506/UW-5) | 1 | EA | 4,116.85 | 4,117 | |
| | ADD | 6" C515 MECH JT NRS GATE VALVE LESS ACC W/ 2" OP NUT (NO GEAR) | 1 | EA | 1,218.28 | 1,218 | |
| | ADD | 19-22" HEAVY DUTY 5-1/4" SHAFT - SCREW TYPE 2 PC VALVE BOX COMPLETE W/ LID (DWG. C00.506/UW-2) | 1 | EA | 437.50 | 438 | |
| | ADD | 3'0" 316 SSTL PIPE EXTENSION STEM-SOCKET X NUT W/CENTERING COLLAR | 1 | EA | 786.94 | 787 | |
| **06" WAS** | | | | | | **34,212** | *** |
| **WAS SURGE TANK PS** | | | | | | **34,212** | *** |
| | | 6" X 1'0" DI SPOOL PIECE PERMOX LINED W/ 125# FLG X FLG | 2 | EA | 549.76 | 1,100 | |
| | | 6" X 1'0" DI SPOOL PIECE PERMOX LINED W/ 125# FLG X FLG W/(1) 1/2" FPT TAP & (1) 1" FPT TAP | 2 | EA | 995.24 | 1,990 | |
| | | 6" X 1'6" DI SPOOL PIECE PERMOX LINED W/ 125# FLG X FLG | 6 | EA | 637.31 | 3,824 | |
| | | 6" X 2'0" DI SPOOL PIECE PERMOX LINED W/ 125# FLG X FLG | 2 | EA | 724.86 | 1,450 | |
| | | 6" X 2'6" DI SPOOL PIECE PERMOX LINED W/ 125# FLG X FLG | 2 | EA | 812.42 | 1,625 | |
| | | 6" C110 FLG PRIME COATED / PERMOX LINED DI 90 ELL | 4 | EA | 735.61 | 2,942 | |
| | | 6" C110 FLG PRIME COATED / PERMOX LINED DI TEE | 2 | EA | 936.67 | 1,873 | |
| | | 6" X 2" C110 FLG PRIME COATED / PERMOX LINED DI TEE | 2 | EA | 990.89 | 1,982 | |
| | | 6" C110 BLIND FLG PRIME COATED / PERMOX LINED DI BLIND FLG W-2" IP TAP | 2 | EA | 532.49 | 1,065 | |
| | | 6" FLG ACC PKS - 316 B8M SSTL HEAVY HEX - CL 125/150 FLANGE W/ SBR GASKET (DI X CV) | 2 | EA | 86.00 | 172 | |
| | | 6" FLG ACC PKS - 316 B8M SSTL HEAVY HEX - CL 125/150 FLANGE W/ SBR GASKET (DI X DI) | 20 | EA | 86.00 | 1,720 | |
| | | 6" FLG ACC PKS - 316 B8M SSTL HEAVY HEX - CL 125/150 FLANGE W/ SBR GASKET (DI X EQPT) | 4 | EA | 86.00 | 344 | |
| | | 6" FLG ACC PKS - 316 B8M SSTL HEAVY HEX - CL 125/150 FLANGE W/ SBR GASKET (DI X PV) | 6 | EA | 86.00 | 516 | |
| | | 6" FLG ACC PKS - 316 B8M SSTL HEAVY HEX - CL 125/150 FLANGE W/ SBR GASKET (PV X CV) | 2 | EA | 86.00 | 172 | |
| | | 6" 125LB FLG IRON BODY PLUG VALVE 100% PORT W/ GEAR OPERATOR/ HANDWHEEL | 2 | EA | 1,718.75 | 3,438 | *** |
| | | 6" 125LB FLG IRON BODY PLUG VALVE 100% PORT W/ GEAR OPERATOR/ CHAIN WHEEL (6'0" CL-AFF) | 2 | EA | 2,375.00 | 4,750 | *** |
| | | 6" 125/150LB FLG IRONBODY AWWA SWING CHECK VALVE W/ OL & W-NO LIMIT SWITCH (SEE P&ID I37.001) | 2 | EA | 2,625.00 | 5,250 | *** |
| **06" WAS, 2" ARV** | | | | | | **4,892** | *** |
| **WAS SURGE TANK PS** | | | | | | **4,892** | *** |
| | | 2" FLG ACC PKS - 316 B8M SSTL HEAVY HEX - CL 125/150 FLANGE W/ SBR GASKET (SST X SST-BV) | 2 | EA | 41.20 | 82 | |
| | | 2" FLANGE ISOLATION KIT W/ 150# 316 B8M SSTL HEAVY HEX BN&G'S & TYPE "E" FULL FACED NEOPRENE GSKT-DBL WASHER - MYLAR SLEEVES (DI X SST-BV) | 2 | EA | 96.09 | 192 | |
| | | 2" X 4" DIELECTRIC THREADED NIPPLE | 2 | EA | 49.92 | 100 | |
| | | 2" 316 SSTL 150# THREADED FLANGE | 2 | EA | 67.60 | 135 | |
| | | 2" SPLIT BODY FLANGED 316 STAINLESS BALL VALVE W/ LEVER OP | 2 | EA | 1,447.66 | 2,895 | *** |
| | | 2" IRONBODY - VALVE ONLY WASTEWATER AIR RELEASE W/ FIP THREADED INLET & OUTLET | 2 | EA | 743.75 | 1,488 | *** |
| **06" WAS, 2" BLV** | | | | | | **569** | |
| **WAS SURGE TANK PS** | | | | | | **569** | |
| | | 2" X 4" DIELECTRIC THREADED NIPPLE | 2 | EA | 49.92 | 100 | |
| | | 2" 2 PIECE THREADED 316 STAINLESS BALL VALVE W/ LEVER OP | 2 | EA | 234.75 | 470 | |
| **06" WAS, PIA** | | | | | | **261** | |
| **WAS SURGE TANK PS** | | | | | | **261** | |
| | | 1/2" X 3" DIELECTRIC THREADED NIPPLE | 2 | EA | 16.36 | 33 | |
| | | 1/2" 316 SSTL 150# THREADED TEE | 2 | EA | 4.63 | 9 | |
| | | 1/2" X 4" 316 SSTL SCH 40 THREADED NIPPLE | 6 | EA | 3.58 | 21 | |
| | | 1/2" 2 PIECE THREADED 316 STAINLESS BALL VALVE W/ LEVER OP | 4 | EA | 49.43 | 198 | |
| **08" ALP** | | | | | | **9,684** | |
| **AGS BASINS** | | | | | | **9,684** | |
| | | 8" FLG ACC PKS - 316 B8M SSTL HEAVY HEX - CL 125/150 FLANGE W/VITON TORUSEAL GASKET (SST X PVC80-EQPT) (SUBMERGED) | 12 | EA | 403.49 | 4,842 | |
| | | 8" FLG ACC PKS - 316 B8M SSTL HEAVY HEX - CL 125/150 FLANGE W/VITON TORUSEAL GASKET (SST X SST) | 12 | EA | 403.49 | 4,842 | |
| **08" NPW** | *** | | | | | **54,606** | *** |
| **YARD PIPING PLAN 2** | | | | | | **9,690** | *** |
| | | 8" PC350 DUCTILE IRON PIPE PUSH JNT CEMENT LINED-BITUMINOUS COATED | 20 | FT | 59.41 | 1,188 | |
| | | 8" REST JNT GASKETS EPDM | 1 | EA | 265.22 | 265 | |
| | | 8" X 4" C153 MJ BIT COATED / CEMENT LINED DI TEE | 1 | EA | 283.50 | 284 | |
| | | 8" C153 MJ BIT COATED / CEMENT LINED DI LONG SLEEVE | 1 | EA | 266.25 | 266 | |
| | | 8" WEDGE FITTING RESTRAINT MJ GLAND PACK-EPDM GASKETS-COR-BLUE B&N'S-FOR DI PIPE | 8 | EA | 173.00 | 1,384 | |

| | | | | | | | |
|---|---|---|---|---|---|---|---|
| | | 6" DR18/ PR235 C900 BJ GSKT PVC PIPE-BLUE | 20 | FT | 11.79 | 236 | RISER PIPE FOR VALVE BOX PER C00.506/UW2 |
| | | 8" C515 MECH JT NRS GATE VALVE LESS ACC W/ 2" OP NUT (NO GEAR) | 2 | EA | 1,809.10 | 3,618 | |
| | | 19-22" HEAVY DUTY 5-1/4" SHAFT - SCREW TYPE 2 PC VALVE BOX COMPLETE W/ LID (DWG. C00.506/UW-2) | 2 | EA | 437.50 | 875 | |
| | | 3'0" 316 SSTL PIPE EXTENSION STEM-SOCKET X NUT W/CENTERING COLLAR | 2 | EA | 786.94 | 1,574 | |
| **YARD PIPING PLAN 4** | | | | | | **9,690** | *** |
| | | 8" PC350 DUCTILE IRON PIPE PUSH JNT CEMENT LINED-BITUMINOUS COATED | 20 | FT | 59.41 | 1,188 | |
| | | 8" REST JNT GASKETS EPDM | 1 | EA | 265.22 | 265 | |
| | | 8" X 4" C153 MJ BIT COATED / CEMENT LINED DI TEE | 1 | EA | 283.50 | 284 | |
| | | 8" C153 MJ BIT COATED / CEMENT LINED DI LONG SLEEVE | 1 | EA | 266.25 | 266 | |
| | | 8" WEDGE FITTING RESTRAINT MJ GLAND PACK-EPDM GASKETS-COR-BLUE B&N'S-FOR DI PIPE | 8 | EA | 173.00 | 1,384 | |
| | | 6" DR18/ PR235 C900 BJ GSKT PVC PIPE-BLUE | 20 | FT | 11.79 | 236 | RISER PIPE FOR VALVE BOX PER C00.506/UW2 |
| | | 8" C515 MECH JT NRS GATE VALVE LESS ACC W/ 2" OP NUT (NO GEAR) | 2 | EA | 1,809.10 | 3,618 | |
| | | 19-22" HEAVY DUTY 5-1/4" SHAFT - SCREW TYPE 2 PC VALVE BOX COMPLETE W/ LID (DWG. C00.506/UW-2) | 2 | EA | 437.50 | 875 | |
| | | 3'0" 316 SSTL PIPE EXTENSION STEM-SOCKET X NUT W/CENTERING COLLAR | 2 | EA | 786.94 | 1,574 | |
| **YARD PIPING PLAN 5** | **ADD1** | | | | | **35,226** | |
| | ADI | 8" PC350 DUCTILE IRON PIPE PUSH JNT CEMENT LINED-BITUMINOUS COATED | 460 | FT | 59.41 | 27,329 | |
| | ADI | 8" REST JNT GASKETS EPDM | 23 | EA | 265.23 | 6,100 | |
| | ADI | 8" C153 MJ BIT COATED / CEMENT LINED DI 45 ELL | 2 | EA | 216.75 | 434 | |
| | ADI | 8" X 6" C153 MJ BIT COATED / CEMENT LINED DI TEE | 1 | EA | 325.50 | 326 | |
| | ADI | 8" WEDGE FITTING RESTRAINT MJ GLAND PACK-EPDM GASKETS-COR-BLUE B&N'S-FOR DI PIPE | 6 | EA | 173.00 | 1,038 | |
| **08" WAS** | | | | | | **30,375** | |
| **YARD PIPING PLAN 1** | | | | | | **12,474** | |
| | | 8" PC350 DUCTILE IRON PIPE PUSH JNT PERMOX LINED-BITUMINOUS COATED | 100 | FT | 79.38 | 7,938 | |
| | | 8" REST JNT GASKETS SBR | 5 | EA | 175.37 | 877 | |
| | | 8" C153 MJ BIT COATED / PERMOX LINED DI 90 ELL | 1 | EA | 734.91 | 735 | |
| | | 8" C153 MJ BIT COATED / PERMOX LINED DI 45 ELL | 2 | EA | 666.28 | 1,333 | |
| | | 8" C153 MJ BIT COATED / PERMOX LINED DI LONG SLEEVE | 1 | EA | 751.40 | 751 | |
| | | 8" WEDGE FITTING RESTRAINT MJ GLAND PACK-SBR GASKET-COR-BLUE B&N'S-FOR DI PIPE | 8 | EA | 105.00 | 840 | |
| **WAS SURGE TANK PS** | | | | | | **17,901** | |
| | | 8" X 5'0" DI SPOOL PIECE PERMOX LINED W/ 125# FLG X FLG | 2 | EA | 890.95 | 1,782 | |
| | | 8" X 5'6" DI SPOOL PIECE PERMOX LINED W/ 125# FLG X FLG | 1 | EA | 1,780.61 | 1,781 | |
| | | 8" X 9'0" DI SPOOL PIECE PERMOX LINED W/ 125# FLG X FLG | 1 | EA | 2,558.26 | 2,558 | |
| | | 8" X 5'0" DI SPOOL PIECE PERMOX LINED W/ 125# FLG X PE | 1 | EA | 1,377.63 | 1,378 | |
| | | 8" C110 FLG PRIME COATED / PERMOX LINED DI 90 ELL | 1 | EA | 1,092.30 | 1,092 | |
| | | 8" X 6" C110 FLG PRIME COATED / PERMOX LINED DI 90 ELL | 2 | EA | 1,067.74 | 2,135 | |
| | | 8" X 6" C110 FLG PRIME COATED / PERMOX LINED DI TEE | 2 | EA | 1,389.56 | 2,779 | |
| | | 12" X 8" C110 FLG PRIME COATED / PERMOX LINED DI 90 ELL (SUBMERGED) | 1 | EA | 2,085.38 | 2,085 | |
| | | 8" X 2'6" FLG X WC X FLG WALL PIPE PERMOX LINED (DWG. M00.504/6) (PARTIALLY SUBMERGED) | 1 | EA | 1,367.32 | 1,367 | |
| | | 8" FLG ACC PKS - 316 B8M SSTL HEAVY HEX - CL 125/150 FLANGE W/ SBR GASKET (DI X DI) | 9 | EA | 94.28 | 849 | |
| | | 8" FLG ACC PKS - 316 B8M SSTL HEAVY HEX - CL 125/150 FLANGE W/ SBR GASKET (DI X DI) (SUBMERGED) | 1 | EA | 94.27 | 94 | |
| **12" ALP** | | | | | | **111,829** | *** |
| **AGS BASINS** | | | | | | **23,841** | *** |
| | | 12" FLG ACC PKS - 316 B8M SSTL HEAVY HEX - CL 125/150 FLANGE W/VITON TORUSEAL GASKET (SST X SST-EJ) | 6 | EA | 683.15 | 4,099 | |
| | | 12" LUG BOLT SET CL 125/150 FLG-316 B8M SSTL-CAP BOLTS NO NUTS (NO-GASKET) (SST X SST-LUG-BFV) | 12 | EA | 224.84 | 2,698 | |
| | | 12" FLG X FLG-304 STAINLESS STEEL EXPANSION JNT-BELLOWS TYPE W/ SSTL 304 CTRL HARNESSING | 3 | EA | 5,681.25 | 17,044 | |
| | | 12" LUG PATTERN (CL 150) 316 SSTL HIGH PERFORMANCE BUTTERFLY VALVE W/ GEAR OPERATOR W/ HANDWHEEL (BY OTHERS) | 3 | EA | - | - | *** |
| | | 12" LUG PATTERN (CL 150) 316 SSTL HIGH PERFORMANCE BUTTERFLY VALVE W/ EMO/ OPEN-CLOSE (BY OTHERS) | 3 | EA | - | - | *** |
| **AGS BLOWERS** | | | | | | **87,988** | *** |
| | | 12" FLG ACC PKS - 316 B8M SSTL HEAVY HEX - CL 125/150 FLANGE W/VITON TORUSEAL GASKET (SST X FCA) | 4 | EA | 683.15 | 2,733 | |
| | | 12" FLG ACC PKS - 316 B8M SSTL HEAVY HEX - CL 125/150 FLANGE W/VITON TORUSEAL GASKET (SST X SST) | 1 | EA | 683.15 | 683 | |
| | | 12" FLG ACC PKS - 316 B8M SSTL HEAVY HEX - CL 125/150 FLANGE W/VITON TORUSEAL GASKET (SST X SST-EJ) | 8 | EA | 683.15 | 5,465 | |
| | | 12" LUG BOLT SET CL 125/150 FLG-316 B8M SSTL-CAP BOLTS NO NUTS (NO-GASKET) (SST X SST-LUG-BFV) | 8 | EA | 224.84 | 1,799 | |
| | | 12" FCA NON-RESTRAINED 316 SSTL BDY FOR STL PIPE SIZE W/ 316 SSTL BOLTS - EPDM GASKETS | 4 | EA | 2,645.79 | 10,583 | |
| | | 12" FLG X FLG-304 STAINLESS STEEL EXPANSION JNT-BELLOWS TYPE W/ SSTL 304 CTRL HARNESSING | 4 | EA | 5,681.25 | 22,725 | |
| | | 12" LUG PATTERN (CL 150) 316 SSTL HIGH PERFORMANCE BUTTERFLY VALVE W/ GEAR OPERATOR W/ HANDWHEEL | 4 | EA | 11,000.00 | 44,000 | *** |
| **12" LC** | | | | | | **13,725** | |
| **YARD PIPING PLAN 3** | | | | | | **13,725** | |
| | | 12" C153 FOR PVC PIPE MJ BIT COATED / PERMOX LINED DI 90 ELL | 1 | EA | 1,344.97 | 1,345 | |
| | | 12" C153 FOR PVC PIPE MJ BIT COATED / PERMOX LINED DI 45 ELL | 3 | EA | 1,215.95 | 3,648 | |
| | | 12" WEDGE FITTING RESTRAINT MJ GLAND PACK-SBR GASKET-COR-BLUE B&N'S-FOR CI OD PVC PIPE | 6 | EA | 208.00 | 1,248 | |

| | | | | | | | |
|---|---|---|---|---|---|---|---|
| | | 12" SERRATED RESTRAINT HARNESS W\304 SSTL B&N'S-FOR CIOD PVC PIPE | 5 | EA | 641.00 | 3,205 | |
| | | 12" DR18/ PR235 C900 BJ GSKT PVC PIPE-GREEN | 100 | FT | 42.79 | 4,279 | |
| **12" REJ** | **ADD1** | | | | | **28,946** | |
| **YARD PIPING PLAN 3** | **ADD1** | | | | | **28,946** | |
| | ADI | 12" PC350 DUCTILE IRON PIPE PUSH JNT PERMOX LINED-BITUMINOUS COATED | 120 | FT | 115.64 | 13,877 | |
| | ADI | 12" REST JNT GASKETS SBR | 4 | EA | 254.69 | 1,019 | |
| | ADI | 12" C153 MJ BIT COATED / PERMOX LINED DI 90 ELL | 1 | EA | 1,395.89 | 1,396 | |
| | ADI | 12" C153 MJ BIT COATED / PERMOX LINED DI 45 ELL | 7 | EA | 1,262.06 | 8,834 | |
| | ADI | 12" WEDGE FITTING RESTRAINT MJ GLAND PACK-SBR GASKET-COR-BLUE B&N'S-FOR DI PIPE | 20 | EA | 191.00 | 3,820 | |
| **16" AGI** | | | | | | **307,188** | *** |
| **AGS INFLUENT PS** | | | | | | **307,188** | *** |
| | | 16" X 1'6" DI SPOOL PIECE PERMOX LINED W/ 125# FLG X FLG | 4 | EA | 2,240.25 | 8,961 | |
| | | 16" X 2'0" DI SPOOL PIECE PERMOX LINED W/ 125# FLG X FLG | 8 | EA | 2,466.85 | 19,735 | |
| | | 16" X 2'0" DI SPOOL PIECE PERMOX LINED W/ 125# FLG X FLG W/(1) 1/2" FPT TAP | 4 | EA | 2,805.46 | 11,222 | |
| | | 16" X 2'6" DI SPOOL PIECE PERMOX LINED W/ 125# FLG X FLG W/(1) 2" FPT TAP | 4 | EA | 3,032.06 | 12,128 | |
| | | 16" X 3'0" DI SPOOL PIECE PERMOX LINED W/ 125# FLG X FLG | 8 | EA | 2,921.34 | 23,371 | |
| | | 16" X 1'0" DI SPOOL PIECE PERMOX LINED W/ 125# FLG X PE | 4 | EA | 1,245.01 | 4,980 | |
| | | 16" C110 FLG PRIME COATED / PERMOX LINED DI 90 ELL | 8 | EA | 3,126.81 | 25,014 | |
| | | 16" C110 FLG PRIME COATED / PERMOX LINED DI TEE | 4 | EA | 4,323.78 | 17,295 | |
| | | 16" C110 BLIND FLG PRIME COATED / PERMOX LINED DI BLIND FLG W-2" IP TAP | 4 | EA | 2,562.98 | 10,252 | |
| | | 16" FLG ACC PKS - 316 B8M SSTL HEAVY HEX - CL 125/150 FLANGE W/ SBR GASKET (DI X CV) | 8 | EA | 333.53 | 2,668 | |
| | | 16" FLG ACC PKS - 316 B8M SSTL HEAVY HEX - CL 125/150 FLANGE W/ SBR GASKET (DI X DI) | 32 | EA | 333.53 | 10,673 | |
| | | 16" FLG ACC PKS - 316 B8M SSTL HEAVY HEX - CL 125/150 FLANGE W/ SBR GASKET (DI X FCA) | 4 | EA | 333.53 | 1,334 | |
| | | 16" FLG ACC PKS - 316 B8M SSTL HEAVY HEX - CL 125/150 FLANGE W/ SBR GASKET (DI X PMP) | 8 | EA | 333.53 | 2,668 | |
| | | 16" FLG ACC PKS - 316 B8M SSTL HEAVY HEX - CL 125/150 FLANGE W/ SBR GASKET (DI X PV) | 16 | EA | 333.53 | 5,336 | |
| | | 16" WEDGE ACTION REST FCA DI BODY FOR DI PIPE SIZE W/ 316 SSTL T-BOLTS & NUTS - SBR GASKETS | 4 | EA | 2,692.09 | 10,768 | |
| | | 16" 125LB FLG IRON BODY PLUG VALVE 100% PORT W/ GEAR OPERATOR/ HANDWHEEL | 4 | EA | 7,750.00 | 31,000 | VERIFY TAG NUMBERS; P&ID I34.001 NOT INCLUDED IN PLAN SET |
| | | 16" 125LB FLG IRON BODY PLUG VALVE 100% PORT W/ GEAR OPERATOR/ CHAIN WHEEL (7'10" CL-AFF) | 4 | EA | 8,875.00 | 35,500 | |
| | | 16" 125/150LB FLG IRONBODY AWWA SWING CHECK VALVE W/ OL & W-NO LIMIT SWITCH | 4 | EA | 18,570.29 | 74,281 | VERIFY TAG NUMBERS; P&ID I34.001 NOT INCLUDED IN PLAN SET |
| **16" AGI, 2" ARV** | | | | | | **4,176** | *** |
| **AGS INFLUENT PS** | | | | | | **4,176** | *** |
| | | 2" X 4" DIELECTRIC THREADED NIPPLE | 4 | EA | 49.92 | 200 | |
| | | 2" X 6" 316 SSTL SCH 40 THREADED NIPPLE | 4 | EA | 15.70 | 63 | |
| | | 2" 2 PIECE THREADED 316 STAINLESS BALL VALVE W/ LEVER OP | 4 | EA | 234.75 | 939 | |
| | | 2" IRONBODY - VALVE ONLY WASTEWATER AIR RELEASE W/ FIP THREADED INLET & OUTLET | 4 | EA | 743.75 | 2,975 | VERIFY TAG NUMBERS; P&ID I34.001 NOT INCLUDED IN PLAN SET |
| **16" AGI, 2" BLV** | | | | | | **1,139** | |
| **AGS INFLUENT PS** | | | | | | **1,139** | |
| | | 2" X 4" DIELECTRIC THREADED NIPPLE | 4 | EA | 49.92 | 200 | |
| | | 2" 2 PIECE THREADED 316 STAINLESS BALL VALVE W/ LEVER OP | 4 | EA | 234.75 | 939 | |
| **16" AGI, PIA** | | | | | | **522** | |
| **AGS INFLUENT PS** | | | | | | **522** | |
| | | 1/2" X 3" DIELECTRIC THREADED NIPPLE | 4 | EA | 16.37 | 65 | |
| | | 1/2" 316 SSTL 150# THREADED TEE | 4 | EA | 4.63 | 19 | |
| | | 1/2" X 4" 316 SSTL SCH 40 THREADED NIPPLE | 12 | EA | 3.58 | 43 | |
| | | 1/2" 2 PIECE THREADED 316 STAINLESS BALL VALVE W/ LEVER OP | 8 | EA | 49.43 | 395 | |
| **16" ALP** | | | | | | **4,112** | |
| **AGS BLOWERS** | | | | | | **4,112** | |
| | | 16" FLG ACC PKS - 316 B8M SSTL HEAVY HEX - CL 125/150 FLANGE W/VITON TORUSEAL GASKET (SST X SST) | 3 | EA | 1,370.61 | 4,112 | |
| **16" WLC** | *** | | | | | **234,615** | |
| **YARD PIPING PLAN 3** | *** | | | | | **69,919** | |
| | | 16" PC350 DUCTILE IRON PIPE PUSH JNT PERMOX LINED-BITUMINOUS COATED | 240 | FT | 169.34 | 40,642 | |
| | | 16" REST JNT GASKETS SBR | 12 | EA | 590.33 | 7,084 | |
| | | 16" C153 MJ BIT COATED / PERMOX LINED DI 90 ELL | 1 | EA | 2,377.06 | 2,377 | |
| | ADI | 16" C153 MJ BIT COATED / PERMOX LINED DI 45 ELL | 7 | EA | 1,971.20 | 13,798 | |
| | ADI | 16" WEDGE FITTING RESTRAINT MJ GLAND PACK-SBR GASKET-COR-BLUE B&N'S-FOR DI PIPE | 17 | EA | 354.00 | 6,018 | |
| **AGS BASINS** | | | | | | **164,696** | |
| | | 16" X 2'6" DI SPOOL PIECE PERMOX LINED W/ 125# FLG X FLG | 3 | EA | 2,693.45 | 8,080 | |
| | | 16" X 8'6" DI SPOOL PIECE PERMOX LINED W/ 125# FLG X FLG | 3 | EA | 5,416.51 | 16,250 | |
| | | 16" X 19'0" DI SPOOL PIECE PERMOX LINED W/ 125# FLG X FLG | 10 | EA | 10,181.55 | 101,816 | |
| | | 16" X 5'0" DI SPOOL PIECE PERMOX LINED W/ 125# FLG X PE | 1 | EA | 3,060.38 | 3,060 | |
| | | 16" C110 FLG PRIME COATED / PERMOX LINED DI 90 ELL | 1 | EA | 3,126.81 | 3,127 | |
| | | 16" C110 FLG PRIME COATED / PERMOX LINED DI 45 ELL | 3 | EA | 2,674.14 | 8,022 | |
| | | 16" C110 FLG PRIME COATED / PERMOX LINED DI TEE | 3 | EA | 4,323.78 | 12,971 | |
| | | 16" C110 BLIND FLG PRIME COATED / PERMOX LINED DI BLIND FLG | 1 | EA | 2,363.98 | 2,364 | |
| | | 16" FLG ACC PKS - 316 B8M SSTL HEAVY HEX - CL 125/150 FLANGE W/ SBR GASKET (DI X DI) | 27 | EA | 333.53 | 9,005 | |
| **20" ALP** | | | | | | **45,903** | |

| | | | | | | | |
|---|---|---|---|---|---|---|---|
| **AGS BLOWERS** | | | | | | **45,903** | |
| | | 20" FLG ACC PKS - 316 B8M SSTL HEAVY HEX - CL 125/150 FLANGE W/VITON TORUSEAL GASKET (SST X EJ) | 6 | EA | 1,851.35 | 11,108 | |
| | | 20" FLG ACC PKS - 316 B8M SSTL HEAVY HEX - CL 125/150 FLANGE W/VITON TORUSEAL GASKET (SST X SST) | 1 | EA | 1,851.35 | 1,851 | |
| | | 20" FLG X FLG-304 STAINLESS STEEL EXPANSION JNT-BELLOWS TYPE W/ SSTL 304 CTRL HARNESSING | 3 | EA | 10,981.25 | 32,944 | |
| **20" WAS** | | | | | | **230,092** | *** |
| **AGS BASINS** | | | | | | **204,260** | |
| | | 20" X 10'6" DI SPOOL PIECE PERMOX LINED W/ 125# FLG X FLG W/(1) 2" FPT TAP | 3 | EA | 8,762.73 | 26,288 | |
| | | 20" X 19'0" DI SPOOL PIECE PERMOX LINED W/ 125# FLG X FLG | 10 | EA | 13,478.84 | 134,788 | |
| | | 20" X 5'0" DI SPOOL PIECE PERMOX LINED W/ 125# FLG X PE | 1 | EA | 4,081.38 | 4,081 | |
| | | 20" C110 FLG PRIME COATED / PERMOX LINED DI TEE | 3 | EA | 6,929.30 | 20,788 | |
| | | 20" C110 BLIND FLG PRIME COATED / PERMOX LINED DI BLIND FLG | 1 | EA | 4,337.47 | 4,337 | |
| | | 20" FLG ACC PKS - 316 B8M SSTL HEAVY HEX - CL 125/150 FLANGE W/ SBR GASKET (DI X DI) | 19 | EA | 735.62 | 13,977 | |
| **WAS SURGE TANK PS** | | | | | | **25,832** | *** |
| | | 20" C110 FLG PRIME COATED / PERMOX LINED DI 90 ELL | 1 | EA | 5,056.65 | 5,057 | |
| | | 20" X 3'0" FLG X WC X FLG WALL PIPE PERMOX LINED (DWG. M00.504/6) (PARTIALLY SUBMERGED) | 1 | EA | 4,568.05 | 4,568 | |
| | | 20" FLG ACC PKS - 316 B8M SSTL HEAVY HEX - CL 125/150 FLANGE W/ SBR GASKET (DI X DI) | 1 | EA | 735.63 | 736 | |
| | | 20" FLG ACC PKS - 316 B8M SSTL HEAVY HEX - CL 125/150 FLANGE W/ SBR GASKET (DI X PV) | 2 | EA | 735.63 | 1,471 | |
| | | 20" 125LB FLG IRON BODY PLUG VALVE 100% PORT W/ GEAR OPERATOR/ HANDWHEEL | 1 | EA | 14,000.00 | 14,000 | PV-37001 |
| **20" WAS, 2" BLV** | | | | | | **854** | *** |
| **AGS BASINS** | | | | | | **854** | *** |
| | | 2" X 4" DIELECTRIC THREADED NIPPLE | 3 | EA | 49.92 | 150 | |
| | | 2" 2 PIECE THREADED 316 STAINLESS BALL VALVE W/ LEVER OP | 3 | EA | 234.75 | 704 | *** |
| **24" AGE** | *** | | | | | **430,805** | |
| **YARD PIPING PLAN 4** | *** | | | | | **208,794** | |
| | | 24" PC250 DUCTILE IRON PIPE PUSH JNT PERMOX LINED-BITUMINOUS COATED | 460 | FT | 274.01 | 126,045 | |
| | | 24" REST JNT GASKETS SBR | 23 | EA | 1,145.40 | 26,344 | |
| | | 24" C153 MJ BIT COATED / PERMOX LINED DI 90 ELL | 2 | EA | 5,089.29 | 10,179 | |
| | ADI | 24" C153 MJ BIT COATED / PERMOX LINED DI 45 ELL | 8 | EA | 3,849.61 | 30,797 | |
| | ADI | 24" WEDGE FITTING RESTRAINT MJ GLAND PACK-SBR GASKET-COR-BLUE B&N'S-FOR DI PIPE | 20 | EA | 771.50 | 15,430 | |
| **YARD PIPING PLAN 5** | *** | | | | | **170,871** | |
| | | 24" PC250 DUCTILE IRON PIPE PUSH JNT PERMOX LINED-BITUMINOUS COATED | 320 | FT | 274.01 | 87,683 | |
| | | 24" REST JNT GASKETS SBR | 16 | EA | 1,145.40 | 18,326 | |
| | ADI | 24" C153 MJ BIT COATED / PERMOX LINED DI 45 ELL | 10 | EA | 3,849.61 | 38,496 | |
| | | 24" C153 MJ BIT COATED / PERMOX LINED DI LONG SLEEVE | 1 | EA | 3,533.95 | 3,534 | |
| | ADI | 24" WEDGE FITTING RESTRAINT MJ GLAND PACK-SBR GASKET-COR-BLUE B&N'S-FOR DI PIPE | 22 | EA | 771.50 | 16,973 | |
| | | 30" X 1'6" PE X WC X PE 316 SSTL WALL SLEEVES | 1 | EA | 4,787.50 | 4,788 | |
| | | 24" MODEL S-316 MODULAR SEAL FOR DI/CI OD PVC/DIPS HDPE FOR STEEL WALL SLEEVE (QUOTED PER LINK-REQUIRES 32 EA-LS-475S LINKS PER SEAL) | 64 | EA | 16.73 | 1,071 | |
| **AGS BASINS** | | | | | | **51,140** | |
| | | 24" X 5'0" DI SPOOL PIECE PERMOX LINED W/ 125# FLG X FLG | 1 | EA | 6,454.24 | 6,454 | |
| | | 24" X 16'0" DI SPOOL PIECE PERMOX LINED W/ 125# FLG X FLG | 1 | EA | 14,616.98 | 14,617 | |
| | | 24" X 5'0" DI SPOOL PIECE PERMOX LINED W/ 125# FLG X PE | 1 | EA | 5,102.37 | 5,102 | |
| | | 24" C110 FLG PRIME COATED / PERMOX LINED DI 90 ELL | 2 | EA | 7,787.06 | 15,574 | |
| | | 24" X 3'0" FLG X WC X PE WALL PIPE PERMOX LINED (DWG. M00.504/5) | 1 | EA | 4,400.68 | 4,401 | |
| | | 24" FLG ACC PKS - 316 B8M SSTL HEAVY HEX - CL 125/150 FLANGE W/ SBR GASKET (DI X DI) | 5 | EA | 998.33 | 4,992 | |
| **24" AGI** | *** | | | | | **268,098** | *** |
| **YARD PIPING PLAN 1** | *** | | | | | **71,800** | |
| | | 24" PC250 DUCTILE IRON PIPE PUSH JNT PERMOX LINED-BITUMINOUS COATED | 100 | FT | 274.01 | 27,401 | |
| | | 24" REST JNT GASKETS SBR | 5 | EA | 1,145.40 | 5,727 | |
| | | 24" C153 MJ BIT COATED / PERMOX LINED DI 90 ELL | 1 | EA | 5,089.29 | 5,089 | |
| | ADI | 24" C153 MJ BIT COATED / PERMOX LINED DI 45 ELL | 5 | EA | 3,849.61 | 19,248 | |
| | | 24" C153 MJ BIT COATED / PERMOX LINED DI LONG SLEEVE | 1 | EA | 3,533.95 | 3,534 | |
| | ADI | 24" WEDGE FITTING RESTRAINT MJ GLAND PACK-SBR GASKET-COR-BLUE B&N'S-FOR DI PIPE | 14 | EA | 771.50 | 10,801 | |
| **AGS INFLUENT PS** | | | | | | **193,983** | *** |
| | | 24" X 2'6" DI SPOOL PIECE PERMOX LINED W/ 125# FLG X FLG | 1 | EA | 4,598.95 | 4,599 | |
| | | 24" X 3'6" DI SPOOL PIECE PERMOX LINED W/ 125# FLG X FLG | 1 | EA | 5,341.84 | 5,342 | |
| | | 24" X 7'6" DI SPOOL PIECE PERMOX LINED W/ 125# FLG X FLG | 2 | EA | 8,309.53 | 16,619 | |
| | | 24" X 8'0" DI SPOOL PIECE PERMOX LINED W/ 125# FLG X FLG | 4 | EA | 8,680.33 | 34,721 | |
| | | 24" X 9'6" DI SPOOL PIECE PERMOX LINED W/ 125# FLG X FLG W/4 EA 4" TOL & 2 EA 2" TOL | 1 | EA | 15,215.67 | 15,216 | REF DRWG M34.301, SECTION C. CONTRACTOR TO VERIFY SIZE OF OUTLETS. NOT CALLED OUT ON DRAWING |
| | | 24" X 5'0" DI SPOOL PIECE PERMOX LINED W/ 125# FLG X PE | 1 | EA | 5,102.36 | 5,102 | |
| | | 24" C110 FLG PRIME COATED / PERMOX LINED DI 90 ELL | 1 | EA | 7,787.05 | 7,787 | |
| | | 24" X 16" C110 FLG PRIME COATED / PERMOX LINED DI 90 ELL | 2 | EA | 7,187.31 | 14,375 | |
| | | 24" C110 FLG PRIME COATED / PERMOX LINED DI TEE | 1 | EA | 10,811.85 | 10,812 | |

| | | | | | | | |
|---|---|---|---|---|---|---|---|
| | 24" X 16" C110 FLG PRIME COATED / PERMOX LINED DI TEE | 6 | EA | 7,802.84 | 46,817 | | |
| | 24" C110 BLIND FLG PRIME COATED / PERMOX LINED DI BLIND FLG W-2" IP TAP | 1 | EA | 6,839.40 | 6,839 | | |
| | 24" FLG ACC PKS - 316 B8M SSTL HEAVY HEX - CL 125/150 FLANGE W/ SBR GASKET (DI X DI) | 19 | EA | 998.32 | 18,968 | | |
| | 24" FLG ACC PKS - 316 B8M SSTL HEAVY HEX - CL 125/150 FLANGE W/ SBR GASKET (DI X FCA) | 1 | EA | 998.33 | 998 | | |
| | 24" WEDGE ACTION REST FCA DI BODY FOR DI PIPE SIZE W/ 316 SSTL T-BOLTS & NUTS - SBR GASKETS | 1 | EA | 5,787.20 | 5,787 | | |
| **AGS BASINS** | | | | | **2,315** | | |
| | 24" WEDGE FITTING RESTRAINT MJ GLAND PACK-SBR GASKET-COR-BLUE B&N'S-FOR DI PIPE | 3 | EA | 771.50 | 2,315 | | |
| **24" AGI, 2" ARV** | | | | | **1,044** | *** | |
| **AGS INFLUENT PS** | | | | | **1,044** | *** | |
| | 2" X 4" DIELECTRIC THREADED NIPPLE | 1 | EA | 49.93 | 50 | | |
| | 2" X 6" 316 SSTL SCH 40 THREADED NIPPLE | 1 | EA | 15.70 | 16 | | |
| | 2" 2 PIECE THREADED 316 STAINLESS BALL VALVE W/ LEVER OP | 1 | EA | 234.75 | 235 | | |
| | 2" IRONBODY - VALVE ONLY WASTEWATER AIR RELEASE W/ FIP THREADED INLET & OUTLET | 1 | EA | 743.75 | 744 | VERIFY TAG NUMBERS; P&ID I34.001 NOT INCLUDED IN PLAN SET | |
| **24" WAS** | | | | | **56,526** | | *** |
| **AGS BASINS** | | | | | **56,526** | | *** |
| | 24" X 16" C110 FLG PRIME COATED / PERMOX LINED DI 90 ELL | 3 | EA | 7,187.31 | 21,562 | | |
| | 24" X 20" C110 FLG PRIME COATED / PERMOX LINED DI 90 ELL | 3 | EA | 7,661.48 | 22,984 | | |
| | 24" FLG ACC PKS - 316 B8M SSTL HEAVY HEX - CL 125/150 FLANGE W/ SBR GASKET (DI X PV) | 12 | EA | 998.33 | 11,980 | | |
| | 24" 125LB FLG IRON BODY PLUG VALVE 100% PORT W/ EMO/ OPEN-CLOSE SERVICE (BY OTHERS) | 6 | EA | - | - | | *** |
| **30" AGI** | | | | | **115,176** | | *** |
| **AGS BASINS** | | | | | **115,176** | | *** |
| | 30" X 24" C153 MJ BIT COATED / PERMOX LINED DI CONC RED | 3 | EA | 9,928.01 | 29,784 | | |
| | 30" WEDGE FITTING RESTRAINT MJ GLAND PACK-SBR GASKET-COR-BLUE B&N'S-FOR DI PIPE | 3 | EA | 1,883.50 | 5,651 | | |
| | 30" X 4'0" DI SPOOL PIECE PERMOX LINED W/ 125# FLG X FLG | 1 | EA | 8,926.24 | 8,926 | | |
| | 30" X 4'0" DI SPOOL PIECE PERMOX LINED W/ 125# FLG X PE | 3 | EA | 6,523.76 | 19,571 | | |
| | 30" C110 FLG PRIME COATED / PERMOX LINED DI 90 ELL | 3 | EA | 12,278.95 | 36,837 | | |
| | 30" FLG ACC PKS - 316 B8M SSTL HEAVY HEX - CL 125/150 FLANGE W/ SBR GASKET (DI X DI) | 4 | EA | 1,440.71 | 5,763 | | |
| | 30" FLG ACC PKS - 316 B8M SSTL HEAVY HEX - CL 125/150 FLANGE W/ SBR GASKET (DI X PV) | 6 | EA | 1,440.71 | 8,644 | | |
| | 30" 125LB FLG IRON BODY PLUG VALVE 100% PORT W/ EMO/ OPEN-CLOSE SERVICE (BY OTHERS) | 3 | EA | - | - | | *** |
| **30" WAS** | | | | | **314,653** | | |
| **AGS BASINS** | | | | | **314,653** | | |
| | 30" X 2'0" DI SPOOL PIECE PERMOX LINED W/ 125# FLG X FLG | 6 | EA | 6,864.95 | 41,190 | | |
| | 30" X 3'0" DI SPOOL PIECE PERMOX LINED W/ 125# FLG X FLG (SUBMERGED) | 3 | EA | 7,893.66 | 23,681 | | |
| | 30" C110 FLG PRIME COATED / PERMOX LINED DI 45 ELL (SUBMERGED) | 6 | EA | 11,730.55 | 70,383 | | |
| | 30" C110 FLG PRIME COATED / PERMOX LINED DI TEE | 3 | EA | 18,086.30 | 54,259 | | |
| | 30" X 24" C110 FLG PRIME COATED / PERMOX LINED DI CONC RED | 6 | EA | 10,567.56 | 63,405 | | |
| | 30" X 5'0" FLG X WC X FLG WALL PIPE PERMOX LINED (DWG. M00.504/6) (PARTIALLY SUBMERGED) | 3 | EA | 10,493.12 | 31,479 | | |
| | 30" FLG ACC PKS - 316 B8M SSTL HEAVY HEX - CL 125/150 FLANGE W/ SBR GASKET (DI X DI) | 9 | EA | 1,440.71 | 12,966 | | |
| | 30" FLG ACC PKS - 316 B8M SSTL HEAVY HEX - CL 125/150 FLANGE W/ SBR GASKET (DI X DI) (SUBMERGED) | 9 | EA | 1,440.71 | 12,966 | | |
| | 30" FLG ACC PKS - 316 B8M SSTL HEAVY HEX - CL 125/150 FLANGE W/ SBR GASKET (DI X EQPT) (SUBMERGED) | 3 | EA | 1,440.71 | 4,322 | | |
| **36" AGI** | | | | | **116,543** | | |
| **AGS BASINS** | | | | | **116,543** | | |
| | 36" X 30" C110 FLG PRIME COATED / PERMOX LINED DI 90 ELL | 3 | EA | 18,962.01 | 56,886 | | |
| | 36" X 5'0" FLG X WC X FLG WALL PIPE PERMOX LINED (DWG. M00.504/6) (PARTIALLY SUBMERGED) | 3 | EA | 14,416.14 | 43,248 | | |
| | 36" FLG ACC PKS - 316 B8M SSTL HEAVY HEX - CL 125/150 FLANGE W/ SBR GASKET (DI X DI) | 3 | EA | 2,734.69 | 8,204 | | |
| | 36" FLG ACC PKS - 316 B8M SSTL HEAVY HEX - CL 125/150 FLANGE W/ SBR GASKET (DI X EQPT) (SUBMERGED) | 3 | EA | 2,734.69 | 8,204 | | |
| **MISC** | | | | | **391,743** | *** | |
| **MISCELLANEOUS YARD** | | | | | **2,593** | | |
| | 8 MIL BLACK 20" - 300' 3"-8" DIP | 3 | ROLL | 187.50 | 563 | | |
| | 8 MIL BLACK 34" - 300' 14"-16" DIP | 1 | ROLL | 318.06 | 318 | | |
| | 8 MIL BLACK 54" - 150' 24" DIP | 6 | ROLL | 254.19 | 1,525 | | |
| | 2" X 100' BLACK POLY TAPE | 20 | ROLL | 9.38 | 188 | | |
| **MISCELLANEOUS** | | | | | **389,150** | *** | |
| | STAINLESS STEEL FLANGE ADDER - ADD IF NEEDED | 1 | LS | 53,550.00 | 53,550 | ***ADDER TO REMOVE FIELD WELDING*** | |
| | STAINLESS STEEL PACKAGE PER ATTACHED SCOPE | 1 | LS | 335,600.00 | 335,600 | | |
| **SUBMITTALS AND O&M MANUALS** | | | | | **15,000** | | |
| **SUBMITTALS AND O&M MANUALS** | | | | | **15,000** | | |
| | LINE DRAWINGS | 15 | EA | 1,000.00 | 15,000 | | |
| | O&M MANUAL CHARGE PER SPECIFICATIONS | 1 | EA | - | - | | |
| | **Total** | | | | **2,994,636** | | |

Report by SYSTEM

| | | |
|---|---|---|
| Ductile Iron Pipe Package | $ | 1,877,882 |
| Carbon Steel Fabrication Package | $ | - |
| Stainless Steel Fabrication Package | $ | 389,150 |
| Fiberglass Reinforced Pipe Package | $ | - |
| Process Valve Package | $ | 222,581 |
| Pipe Support Package | $ | - |
| Project Misc Package | $ | 505,023 |
| Additional Packages | $ | - |
| **PACKAGE TOTALS** | **$** | **2,994,636** |

Report by PACKAGE SUMMARY

| ID | DESCRIPTION | AMOUNT |
|---|---|---|
| 0010.000 | DUCTILE IRON PIPE PUSH JNT BITUMINOUS COATED | 363,959 |
| 0090.000 | DUCTILE IRON PIPE GASKETS | 69,565 |
| 0100.000 | C153 MECH JOINT DI FTGS IMP | 176,784 |
| 0120.000 | C153 MECH JOINT FOR PVC PIPE DI FTGS IMP | 19,861 |
| 0300.000 | C153 MJ GLAND PACKS-ACCESS IMP | 1,571 |
| 0360.000 | RESTRAINTS - FITTING / PIPE / COUPLING IMP | 80,780 |
| 0380.000 | UNDERGROUND PIPE ACCESSORIES | 2,593 |
| 0415.000 | FABRICATED DI 125# FLG SPOOLS | 601,104 |
| 0470.000 | C110 FLANGED DI FTGS IMP | 557,088 |
| 0530.000 | FABRICATED DI WALL PIPE | 89,521 |
| 0560.000 | WALL SLEEVES IMP | 5,600 |
| 0580.000 | MODULAR WALL SEALS | 1,295 |
| 0625.000 | 316 STAINLESS STEEL FLANGE PACKS CL 125/150 FLANGE ACCESSORY KITS | 190,903 |
| 0680.000 | LUG SETS (NO GASKET) | 5,806 |
| 0690.000 | STUD KITS W/ GASKET | 498 |
| 0730.000 | FLANGE ISOLATION KIT | 1,075 |
| 0855.000 | FCA NON-RESTRAINED | 10,583 |
| 0880.000 | FCA RESTRAINED DOM | 16,556 |
| 0970.000 | QUICK DISCONNECT FITTINGS | 2,004 |
| 1050.000 | STAINLESS STEEL PIPE EXPANSION JOINTS | 72,713 |
| 1150.000 | PVC PRESSURE PIPE - GASKETED BELL JOINT | 8,613 |
| 1190.000 | PVC / CPVC PRESSURE PIPE - SOLVENT WELD | 1,056 |
| 1200.000 | PVC-CPVC SOLVENT WELD FTGS | 755 |
| 1480.000 | CI / MI / STEEL - FITTINGS & NIPPLES DOM | 1,595 |
| 1500.000 | STAINLESS STEEL PIPE | 14,866 |
| 1520.000 | STAINLESS STEEL FITTINGS & NIPPLES | 1,547 |
| 1560.000 | STAINLESS STEEL PACKAGE | 389,150 |
| 1660.000 | POLY TUBING INSERT FTGS | 263 |
| 1675.000 | WATERWORKS SERVICE BRASS VALVES DOM | 1,128 |
| 1850.000 | SMALL DIAMETER VALVES | 12,687 |
| 1860.000 | SMALL DIAMETER VALVES DOM | 269 |
| 1870.000 | HOSE & ACCESSORIES | 12,435 |
| 1900.000 | FIRE HYDRANTS | 4,117 |
| 2030.000 | PLANT VALVE EXTRAS | 15,000 |
| 2050.000 | MUD VALVES | 16,185 |
| 2145.000 | AWWA GATE VALVES IRONBODY IMP | 10,272 |
| 2210.000 | BUTTERFLY VLV - 316 SSTL HI PERFRM | 44,000 |
| 2310.000 | PLUG VALVES | 93,844 |
| 2430.000 | CHECK VALVES | 79,531 |
| 2470.000 | AIR VALVES | 5,206 |
| 2590.000 | VALVE / CURB BOXES | 6,750 |
| 2610.000 | VALVE ACCESSORIES | 5,509 |

| Total | 2,994,636 |
|---|---|

Big Guy Welding LLC
For Your On-Site Welding and Fabrication Needs
Oxford, FL 34484
Phone: 352-461-3560

# ESTIMATE

ESTIMATE # 6413
DATE: 05/26/2026

TO:
PCL Construction

FOR:
Manatee serwrf ags blower piping mods in Odessa, FL

| DESCRIPTION | HOURS | RATE | AMOUNT |
|---|---|---|---|
| Labor to fab and install stall onsite ags blower stainless piping as highlighted on drawings m35.201, m35.202, m35.301, m35.302, m35.501, m35.502, m35.503, m36.201, m36.301, m36.501. Customer to supply All materials. Big Guy can rent lifting equipment and man lifts or customer may provide.<br><br>Estimated Materials $materials to be supplied by customer.<br>Estimated Labor $ 184,000.00<br>Estimated Equipment Rentals (2 Lulls & 2 manlifts) $72,000.00 | | | |
| | | TOTAL ESTIMATED LABOR COST | $184,000.00 |

.

# PIPING SERVICE, INC.

## Pipe/Custom Fabrication

**100 W. County Road KK,**
**Kaukauna, WI 54130**
**pipingservice.com**

**(920) 766-9445 Phone**
**(920) 766-0116 Fax**


---

**DATE:** 5/22/2026
**PIPING SERVICE, INC. QUOTE NO:** BP 26-866
**PROJECT:** Manatee County SEWRF Phase B
**LOCATION:** Bradenton, Florida
**TYPE OF WORK:** Stainless Steel Pipe Fabrication
**MATERIAL COUNTRY OF ORIGIN:** Globally Sourced Materials (Import)

**Piping Service, Inc.** is pleased to submit a proposal for the above referenced project for a lump sum of **$379,600.00 (Three Hundred Seventy Nine Thousand, Six Hundred Dollars).**

***Due to tariffs on steel and aluminum products entering the United States, PSI's pricing is budgetary and will be required to be requoted prior to award/purchase of materials. No contingencies have been included.***

**PROJECT OPTIONAL PRICING:**

- **Option #1:** Full Immersion Pickling/Passivation **ADD $66,300.00**
  - If this option is not taken, PSI will provide for passivation of welds on the exterior and interior where accessible.

**SCOPE OF WORK:**

- See attached highlighted drawings:
  - Yellow – Stainless Steel Fabrication
  - Pink – Items Specifically Excluded
- Drawing/Specification Comments:
  - PSI's warranty is 1 year from delivery and applies to only PSI's in house shop labor. All other warranty requirements are excluded.
  - The piping is quoted as flanged as shown. If fabricated to the greatest extent is acceptable, a significant deduct could be applied.
  - PSI has included RT testing of 5% of all PSI shop buttwelds. Any other additional or supplementary testing or examination is excluded.
  - All 90-degree elbows are quoted as short radius bends as shown on the drawings, except as noted below. If long radius bends are acceptable, a price deduct could be applied.
    - The 20"x12" reducing elbow is quoted as a long radius 12" 90-degree elbow with a buttwelded 20"x12" concentric reducer.
  - As seen on drawing M36.301, 4 total base elbows are quoted by PSI.
    - Base elbows are quoted as a trunnion style elbow with a short 8" ASTM A312 Grade 304L Sch. 40S Stainless steel pipe support leg and a 3/8" thick ASTM A240 Grade 304L stainless steel base plate with a 2" projection.
  - Except as noted below, all branch connections are quoted as a buttwelded fitting.
    - The 16"x16"x20" branch seen on drawing M35.302 is quoted as nozzle weld fabricated by PSI. Nozzle welds are not quoted as reinforced. This branch will not meet a fitting specification.
    - The 12" 45-laterals will be nozzle weld fabricated by PSI due to lack of availability. Nozzle welds are not quoted as reinforced. This branch will not meet a fitting specification.

        - Due to lack of availability, all 20”x12” branches are quoted as a 20” tee fitting with a buttwelded 20”x16” concentric reducer.
    - Flanges are quoted as slip-on or weldneck flanges at PSI’s discretion.
    - Pipe taps are quoted only where shown on the drawings. Additional taps will be extra.
    - The 4” piping seen on drawings M25.501 though M35.503 is quoted as ending with a plain end at the length shown on the drawings. No pipe taps are quoted by PSI.
    - PSI has quoted as 12” blind flange in lieu of the 12” cap noted on drawing M26.201.
        - All other caps are quoted as a buttwelded cap.
    - Field welding will be required for installation of PSI’s proposed piping fabrication package.
        - Estimated Field Welds: (Reference Only)
            - 4” – 6 Total
            - 8” – 12 Total
            - 16” – 2 Total
            - 20” – 1 Total
        - PSI has not been to the project site and may not be aware of all onsite restrictions or limitations that may affect the allowable spool sizes. Additional field welds may be required.

**ITEMS INCLUDED:**

1. Labor & material for pipe fabrication as described above and shown in highlighted drawings.
2. Stainless Steel Fabrication Notes:
    - Material is quoted as Sch. 10S:
        - ASTM A312 TP 304L Welded Pipe
        - ASTM A403-WP Grade 304L Butt-Welded Fittings
        - ASTM A182 Grade 304L 150# FF Slip-on Flanges
        - ASTM A182 Grade 304L 150# FF Weldneck Flanges Sch. 10S Bore
    - Estimated Linear Feet of Pipe:
        - 4” – 195 Ft
        - 8” – 444 Ft
        - 12” – 173 Ft
        - 16” – 110 Ft
        - 20” – 69 Ft
    - Stainless steel welding utilizing manual GTAW and semi-automatic GMAW, GMAW-RMD, and FCAW processes.
    - Materials will be sourced from multiple manufacturers due to lead times, cost, and availability.
    - Material may be pickled & passivated at the point of manufacture. After PSI fabrication the stainless steel welds are passivated on the exterior and interior where accessible. If full immersion pickling and passivation of stainless steel spools is required after PSI fabrication, please see Option #1 above.
3. Fabrication per ASME B31.3 or ASME B31.1 as applicable per project specifications.
4. Welding qualified per ASME Section IX.
5. Material test reports will be available upon request. Please notify PSI prior to award.
6. Fabrication in accordance with PFI standards.
7. Visual examination of all welds.
8. RT testing of 5% of all PSI shop buttwelds.
9. Plastic/Wood end and flange protection.
10. UA Labels.
11. Freight: an estimated one (1) load is included.
12. Spool Drawings - Approval needed prior to start of fabrication.
    - PSI to provide simple single line Acorn spool fabrication drawings, which show pipe, fittings, flanges, welds, and overall dimensions. These drawings will be produced and piece marked from the IFC orthographic drawings. Our drawings do not show; valves, equipment, supports, elevations, gaskets, couplings, or other misc. items. Drawings will not be to scale.
13. Warranty is one year from the date of delivery to the jobsite and pertains to PSI’s in house labor only.

**ITEMS EXCLUDED:**

1. On-site labor. (Field welding, verification, coordination, dimensioning, layout, etc.)
2. Additional changes to Spool Drawings after initial revisions.

3. Isometric drawings, layout drawings, two line spool drawings, 2D/3D CAD drawings.
4. Material test report tracking.
5. All design, calculations, and engineering.
6. Stress relieving and/or PWHT.
7. Fitting and pipe reinforcement.
8. Nondestructive examination/testing not specifically listed above. (Hydrostatic, PT, MT, hardness, Charpy Impact, etc.)
9. Specialty cleaning or disinfection after fabrication.
10. Exterior/interior painting, lining, insulating or coating.
11. Pipe identification labels, banding, flow direction, etc.
12. End prep for field welding and/or field allowance.
13. I.D. and O.D. blast.
14. I.D and O.D. grinding, blending, or polishing of welds.
15. Full Immersion Pickling/Passivation. See Option #1 above.
16. Pipe and fittings 2" and smaller, and all threaded and socketweld other than olets.
17. Valves, strainers, instruments, equipment, nuts, bolts, gaskets and expansion joints, etc.
18. Disassembly/reassembly of valves and all associated rebuild or packing kits.
19. Pipe supports or hangers, base elbows, mechanical couplings, floor and wall sleeves unless specifically listed above.
20. Specialty flange or end projection beyond wood or plastic listed above. (Dense foam, metal plates, etc.)
21. Any partial or additional loads of freight will be extra.
22. Tarp/Cover for any freight shipments. PSI recommends this for any winter deliveries.
23. Detention fees-standard 2 hours of free time, anything above/beyond at customers cost.
24. Access to PSI's suppliers' and/or manufacturers' facilities for inspection. Inspectors are welcome at PSI with prior written notice.
25. Bonding, Letter of Credit, Bank Guarantee. These can be provided upon request.
26. NSF 61 materials and/or certifications of fabrication.
27. Liquidated damages.
28. Overtime
29. All taxes, licensing, fees, tariffs, or duties.
30. Prevailing Wages. See note #5 below.

**NOTES:**

1. All materials are subject to manufacture imposed surcharges. Due to the current market conditions, this proposal for labor, materials, and subcontractor costs identified above are based upon pricing at the time of the bid. Due to current volatility in the market all pricing is subject to review prior to award and purchase. After this time PSI, may, in good faith, adjust such prices to reflect increases in costs or availabilities of materials. At the time of shipping, any surcharges from our suppliers may be added to the costs of this proposal. No contingencies or speculation for market escalation have been included.
2. Our quotation is based on the following Addenda that have been issued:
   Addenda(s): (1), (2)
3. Piping Service Inc. is not a plan holder and may not be aware of all available plans, specifications and addenda. It is the responsibility of the purchaser to confirm all information is current and correct and all requirements are met to fulfill this bid. Piping Service reserves the right to update this bid when changes are necessary.
4. Fabricated spools will be constructed in lengths up to 45 feet long and 8 feet wide to best fit the transportation available and minimize field assembly.
   - PSI has not visited the jobsite and may not be aware of all conditions or limitations that may restrict spool sizes. Any field weld quantities listed above are for reference only.
5. Labor rates are based on the current Local 400 Union Steamfitter negotiated contract and are valid through May 31, 2026. Any out of state Prevailing Wages above and beyond the Local 400 wage rates, are not included in our pricing. If Prevailing Wages are required, this will be an additional cost to the contract on an actual cost-plus basis.
6. All lead times to be discussed with PSI prior to award.

**TERMS AND CONDITIONS:**

1. The above proposal shall be an inclusive part of any signed or negotiated contract.
2. Payment Terms:
   - Material – Net 30 days upon receipt FOB Kaukauna, WI.
   - Labor – Net 30 days upon shipment to jobsite or upon final inspection if requested to be held by the customer. Held or stored materials or fabrication may incur additional costs.
3. Retainage terms, if required, must be negotiated at the time of award.

Thank you for the opportunity to submit a proposal for your project. Our goal is to perform your work with the finest quality and service available. If you have any questions or comments, please contact the undersigned.

Sincerely,

Christopher Yarbrough
Estimator
Piping Service, Inc.
Email: cyarbrough@pipingservice.com
Ph: (920) 766-9445 Ext. 118
Fax: (920) 766-0116

Piping Service, Inc.
BP 26-866

= STAINLESS STEEL
= SPECIFIC EXCLUDES

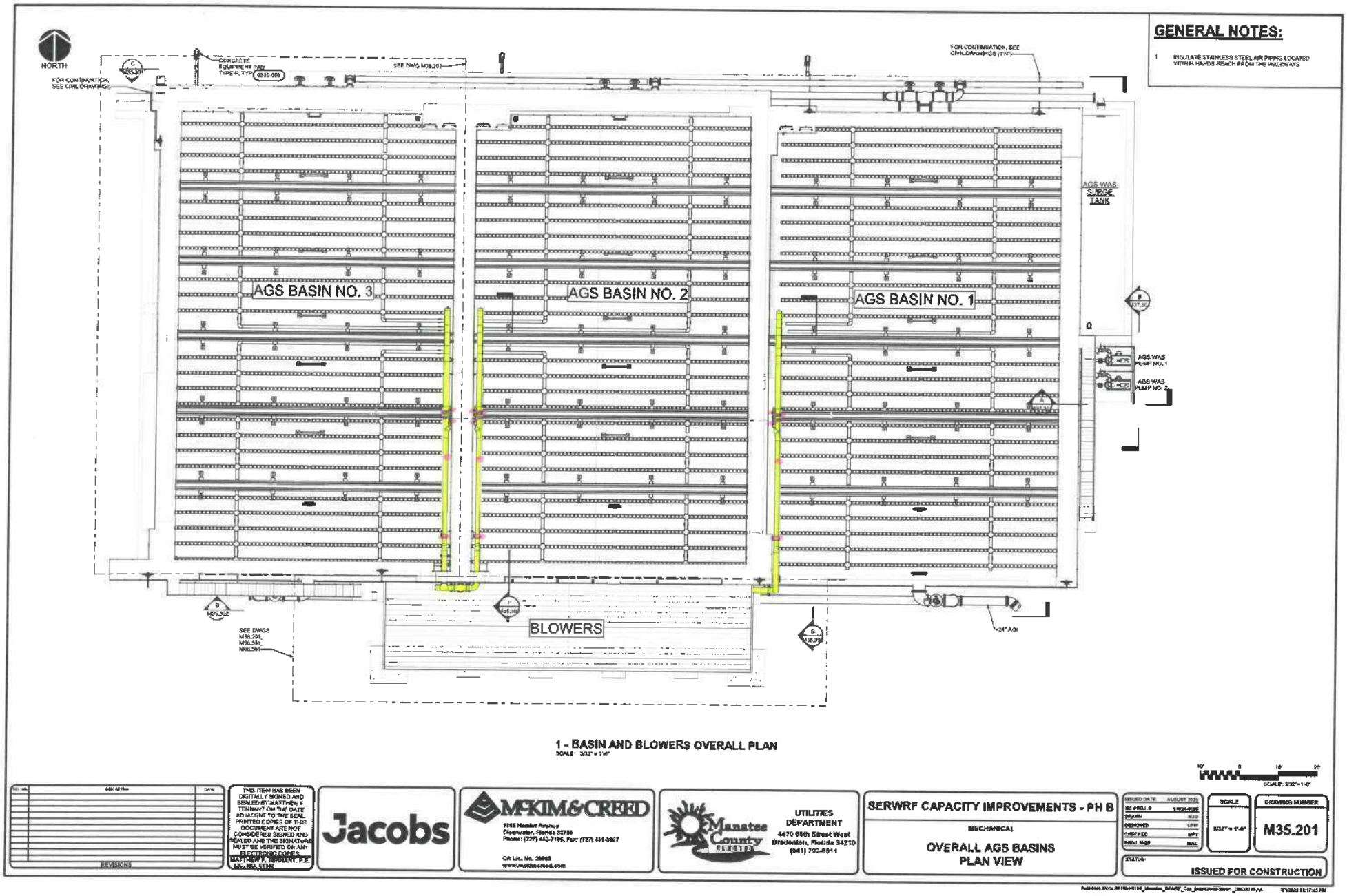

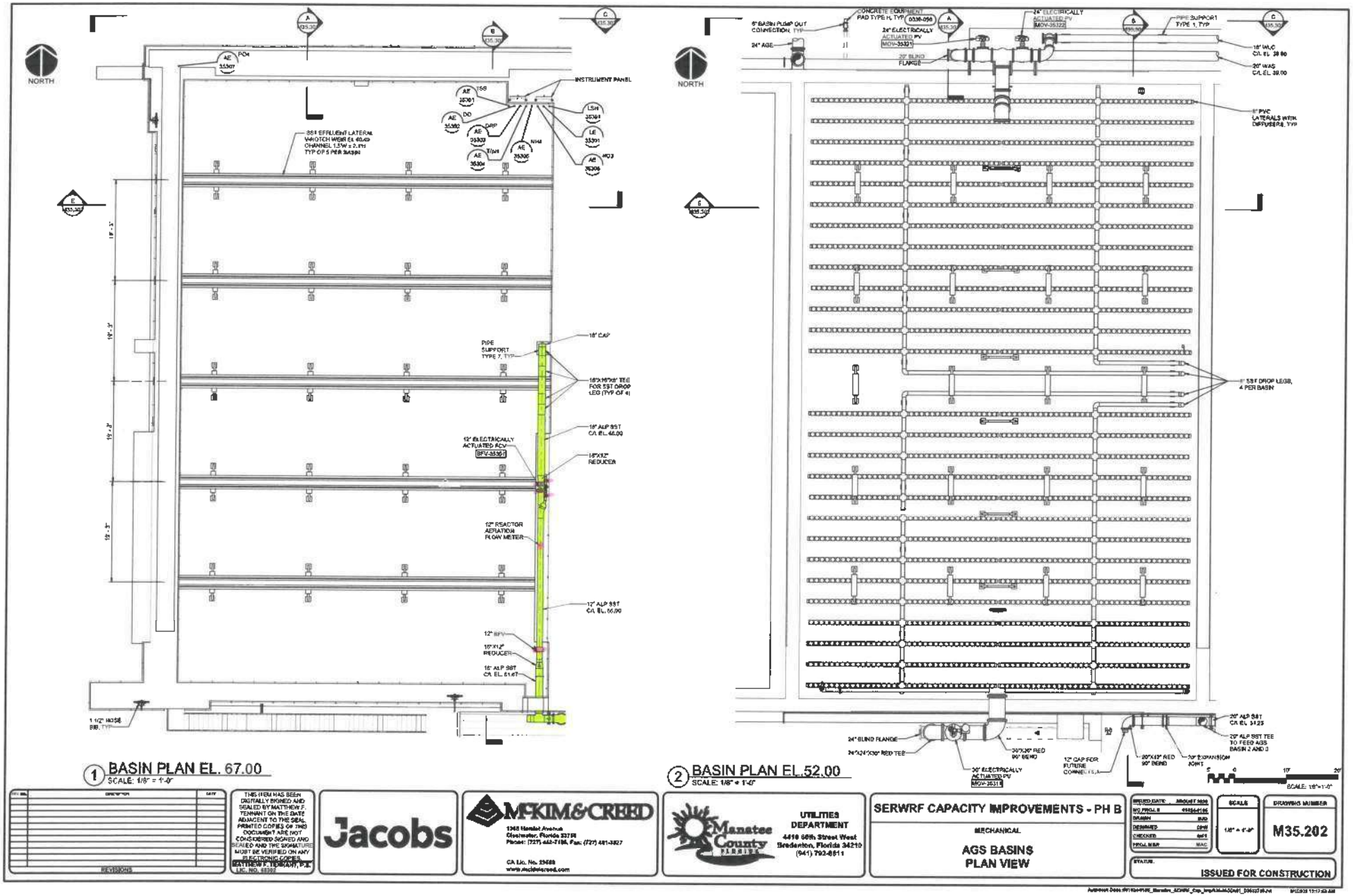
NORTH
INSTRUMENT PANEL
SST EFFLUENT LATERAL WHOTCH WEIR EL 40.49 CHANNEL 1.5W x 2.1H TYP OF 5 PER BASIN
PIPE SUPPORT TYPE 7, TYP
16" CAP
16"X16"X8" TEE FOR SST DROP LEG (TYP OF 4)
16" ALP SST CA EL 46.00
12" ELECTRICALLY ACTUATED PCV
16"X12" REDUCER
12" REACTOR AERATION FLOW METER
12" ALP SST CA EL 55.00
12" BFV
16"X12" REDUCER
16" ALP SST CA EL 51.67
1 1/2" HOSE BIB, TYP
1 BASIN PLAN EL. 67.00
SCALE: 1/8" = 1'-0"
CONCRETE EQUIPMENT PAD TYPE H, TYP
6" BASIN PUMP OUT CONNECTION, TYP
24" AGE
24" ELECTRICALLY ACTUATED PV
20" BLIND FLANGE
PIPE SUPPORT TYPE 1, TYP
18" VALC CA EL 39.00
20" WAS CA EL 39.00
6" PVC LATERALS WITH DIFFUSERS, TYP
6" SST DROP LEGS, 4 PER BASIN
24" BLIND FLANGE
24"X24"X30" RED TEE
30"X20" RED 90° BEND
20" ELECTRICALLY ACTUATED PV
12" CAP FOR FUTURE CONNECTION
20"X12" RED 90° BEND
20" EXPANSION JOINT
20" ALP SST CA EL 34.25
20" ALP SST TEE TO FEED AGS BASIN 2 AND 3
2 BASIN PLAN EL.52.00
SCALE: 1/8" = 1'-0"
SCALE: 1/8"=1'-0"
REVISIONS
THIS ITEM HAS BEEN DIGITALLY SIGNED AND SEALED BY MATTHEW F. TENNANT ON THE DATE ADJACENT TO THE SEAL. PRINTED COPIES OF THIS DOCUMENT ARE NOT CONSIDERED SIGNED AND SEALED AND THE SIGNATURE MUST BE VERIFIED ON ANY ELECTRONIC COPIES.
Jacobs
McKIM&CREED
1365 Hamlet Avenue
Clearwater, Florida 33755
Phone: (727) 442-7186, Fax: (727) 441-3927
CA Lic. No. 29688
www.mckimcreed.com
Manatee County FLORIDA
UTILITIES DEPARTMENT
4410 66th Street West
Bradenton, Florida 34210
(941) 792-8811
SERWRF CAPACITY IMPROVEMENTS - PH B
MECHANICAL
AGS BASINS
PLAN VIEW
SCALE
1/8" = 1'-0"
DRAWING NUMBER
M35.202
STATUS
ISSUED FOR CONSTRUCTION

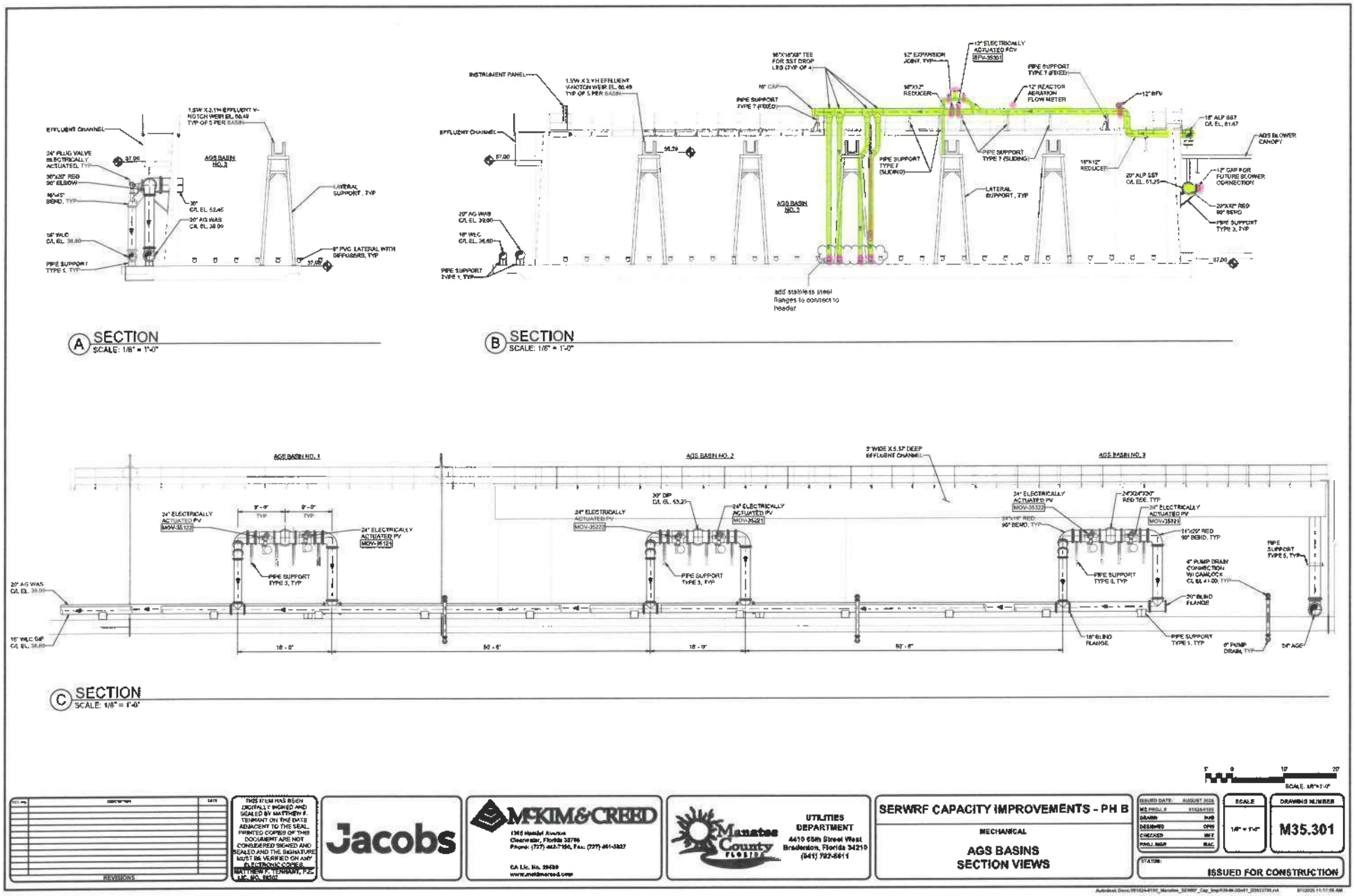
A SECTION
SCALE: 1/8" = 1'-0"
B SECTION
SCALE: 1/8" = 1'-0"
C SECTION
SCALE: 1/8" = 1'-0"
EFFLUENT CHANNEL
AGS BASIN NO. 3
AGS BASIN NO. 1
AGS BASIN NO. 2
AGS BASIN NO. 3
INSTRUMENT PANEL
LATERAL SUPPORT, TYP
PIPE SUPPORT TYPE 1, TYP
PIPE SUPPORT TYPE 3, TYP
PIPE SUPPORT TYPE 5, TYP
PIPE SUPPORT TYPE 1, TYP
PIPE SUPPORT TYPE 7 (SLIDING)
PIPE SUPPORT TYPE 7 (FIXED)
12" ELECTRICALLY ACTUATED FCV
12" EXPANSION JOINT, TYP
12" REACTOR AERATION FLOW METER
12" BFV
AGS BLOWER CANOPY
12" CAP FOR FUTURE BLOWER CONNECTION
20" ALP SST
20" AG WAS
16" WLC
16" WLC DIP
16" BLIND FLANGE
20" BLIND FLANGE
24" AGE
24" ELECTRICALLY ACTUATED PV
MOV-35122
MOV-35121
MOV-35222
MOV-35221
MOV-35322
MOV-35321
30" DIP
6" PUMP DRAIN, TYP
SCALE: 1/8"=1'-0"
REVISIONS
Jacobs
MFKIM&CREED
Manatee County FLORIDA
UTILITIES DEPARTMENT
4410 65th Street West
Bradenton, Florida 34210
(941) 792-8611
SERWRF CAPACITY IMPROVEMENTS - PH B
MECHANICAL
AGS BASINS
SECTION VIEWS
SCALE
1/8" = 1'-0"
DRAWING NUMBER
M35.301
STATUS:
ISSUED FOR CONSTRUCTION

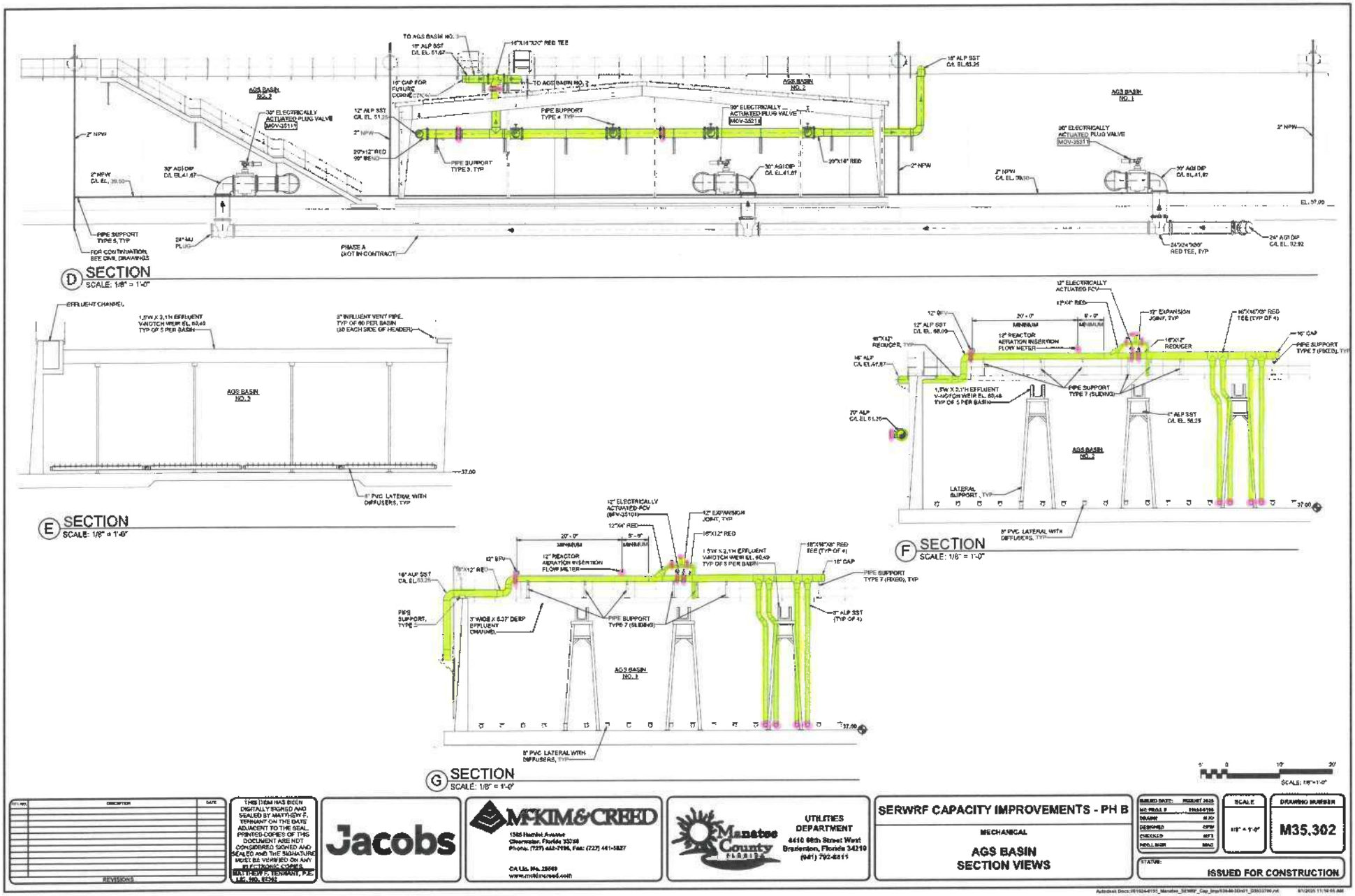
D SECTION
SCALE: 1/8" = 1'-0"
E SECTION
SCALE: 1/8" = 1'-0"
F SECTION
SCALE: 1/8" = 1'-0"
G SECTION
SCALE: 1/8" = 1'-0"
SCALE: 1/8"=1'-0"
Jacobs
MCKIM&CREED
Manatee County FLORIDA
UTILITIES DEPARTMENT
4410 66th Street West
Bradenton, Florida 34210
(941) 792-8811
SERWRF CAPACITY IMPROVEMENTS - PH B
MECHANICAL
AGS BASIN
SECTION VIEWS
SCALE
DRAWING NUMBER
M35,302
ISSUED FOR CONSTRUCTION
REVISIONS

## GENERAL NOTES:

1. INSULATE ALL STAINLESS STEEL AIR PIPING LOCATED WITHIN HANDS REACH FROM THE WALK WAYS

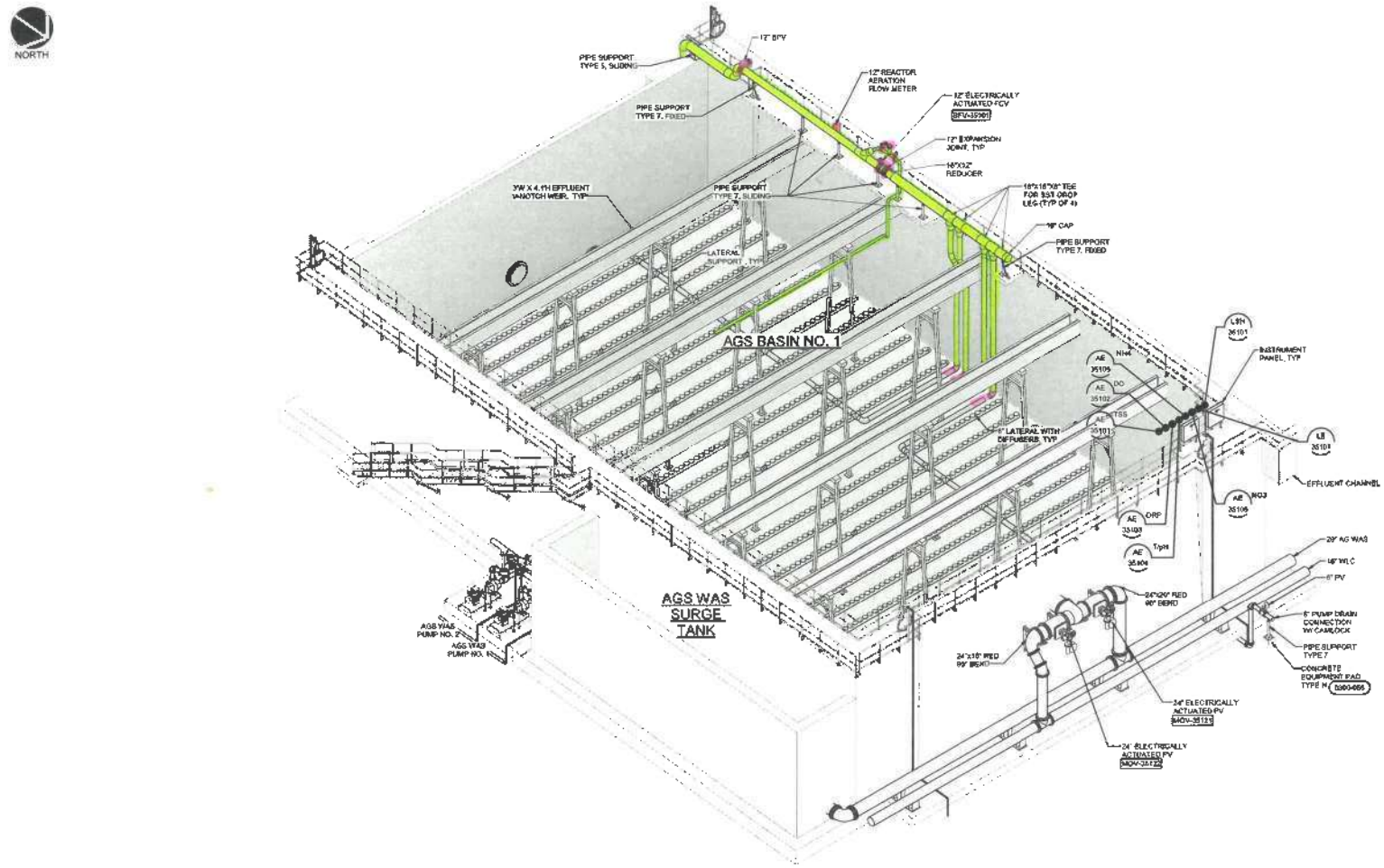


1 - BASIN NO. 1 ISOMETRIC VIEW

SCALE: 1/8"=1'-0"

| REV. NO. | DESCRIPTION | DATE |
|---|---|---|
| | | |

REVISIONS

THIS ITEM HAS BEEN DIGITALLY SIGNED AND SEALED BY MATTHEW F. TENNANT ON THE DATE ADJACENT TO THE SEAL. PRINTED COPIES OF THIS DOCUMENT ARE NOT CONSIDERED SIGNED AND SEALED AND THE SIGNATURE MUST BE VERIFIED ON ANY ELECTRONIC COPIES.
MATTHEW F. TENNANT, P.E.
LIC. NO. 67392

Jacobs

MFKIM&CREED
1365 Hamlet Avenue
Clearwater, Florida 33756
Phone: (727) 442-7196, Fax: (727) 461-3427
CA Lic. No. 26569
www.mckimcreed.com

Manatee County FLORIDA
UTILITIES DEPARTMENT
4410 66th Street West
Bradenton, Florida 34210
(941) 792-8811

SERWRF CAPACITY IMPROVEMENTS - PH B

MECHANICAL

AGS BASIN NO. 1
ISOMETRIC VIEW

| ISSUED DATE | AUGUST 2020 |
|---|---|
| MC PROJ. # | 0102-0100 |
| DRAWN | MAC |
| REVIEWED | DPW |
| CHECKED | MFT |
| PROJ. MGR. | MAC |

SCALE: 1/8" = 1'-0"

DRAWING NUMBER: M35.501

STATUS: ISSUED FOR CONSTRUCTION

## GENERAL NOTES:

1 INSULATE ALL STAINLESS STEEL AIR PIPING LOCATED WITHIN HANDS REACH FROM THE WALK WAYS

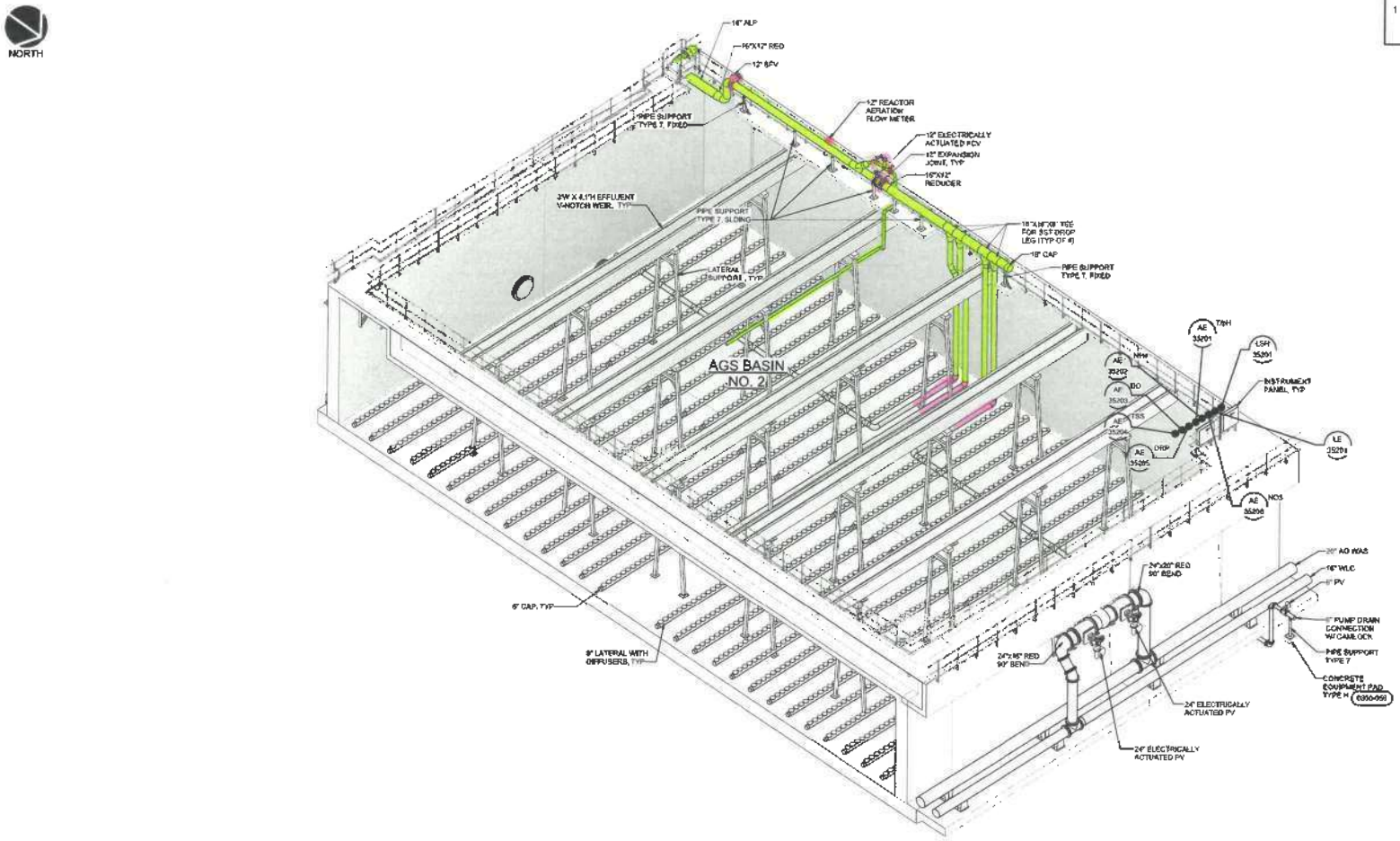


1 - BASIN NO. 2 ISOMETRIC VIEW

SCALE: 1/8"=1'-0"

| REV. NO. | DESCRIPTION | DATE |
|---|---|---|
| | | |

REVISIONS

THIS ITEM HAS BEEN DIGITALLY SIGNED AND SEALED BY MATTHEW F. TENNANT ON THE DATE ADJACENT TO THE SEAL. PRINTED COPIES OF THIS DOCUMENT ARE NOT CONSIDERED SIGNED AND SEALED AND THE SIGNATURE MUST BE VERIFIED ON ANY ELECTRONIC COPIES.
MATTHEW F. TENNANT, P.E.
LIC. NO. 68302

Jacobs

MCKIM&CREED
1368 Hamlet Avenue
Clearwater, Florida 33759
Phone: (727) 442-7196, Fax: (727) 491-3627
CA Lic. No. 29589
www.mckimcreed.com

Manatee County FLORIDA
UTILITIES DEPARTMENT
4410 66th Street West
Bradenton, Florida 34210
(941) 792-8811

SERWRF CAPACITY IMPROVEMENTS - PH B

MECHANICAL

AGS BASIN NO. 2
ISOMETRIC VIEW

| | |
|---|---|
| ISSUED DATE: | AUGUST 2005 |
| MC PROJ. # | 01026-0185 |
| DRAWN | MJD |
| DESIGNED | CPW |
| CHECKED | MFT |
| PROJ. MGR. | MAD |

SCALE: 1/8" = 1'-0"

DRAWING NUMBER: M35.502

STATUS: ISSUED FOR CONSTRUCTION

## GENERAL NOTES:

1. INSULATE ALL STAINLESS STEEL AIR PIPING LOCATED WITHIN HANDS REACH FROM THE WALK WAYS

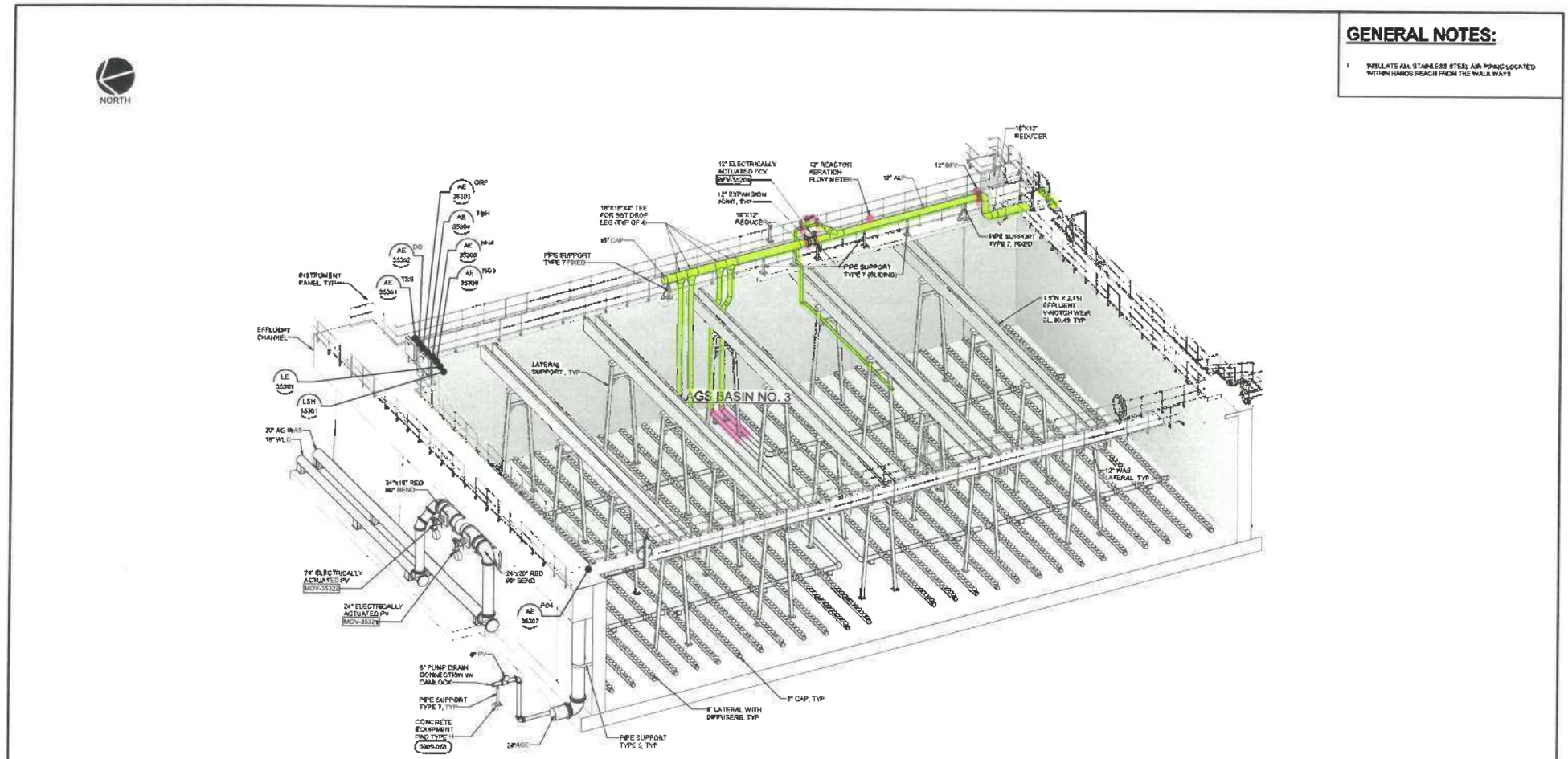


**1 - BASIN NO. 3 ISOMETRIC VIEW**

SCALE: 1/8" = 1'-0"

SCALE: 1/8" = 1'-0"

| REV. NO. | DESCRIPTION | DATE |
|---|---|---|
| | | |

REVISIONS

THIS ITEM HAS BEEN DIGITALLY SIGNED AND SEALED BY MATTHEW F. TENNANT ON THE DATE ADJACENT TO THE SEAL. PRINTED COPIES OF THIS DOCUMENT ARE NOT CONSIDERED SIGNED AND SEALED AND THE SIGNATURE MUST BE VERIFIED ON ANY ELECTRONIC COPIES.
MATTHEW F. TENNANT, P.E.
LIC. NO. 65392

Jacobs

McKIM&CREED
1365 Hamlet Avenue
Clearwater, Florida 33764
Phone: (727) 442-7196, Fax: (727) 441-3827
CA Lic. No. 29696
www.mckimcreed.com

Manatee County FLORIDA
UTILITIES DEPARTMENT
4410 66th Street West
Bradenton, Florida 34210
(941) 792-8811

SERWRF CAPACITY IMPROVEMENTS - PH B

MECHANICAL

AGS BASIN NO. 3
ISOMETRIC VIEW

| | |
|---|---|
| ISSUED DATE: | AUGUST 2022 |
| MC PROJ. # | 0192-0195 |
| DRAWN | BLK |
| DESIGNED | GPW |
| CHECKED | BFT |
| PROJ. MGR | RAC |

SCALE: 1/8" = 1'-0"

DRAWING NUMBER: M35.503

STATUS: ISSUED FOR CONSTRUCTION

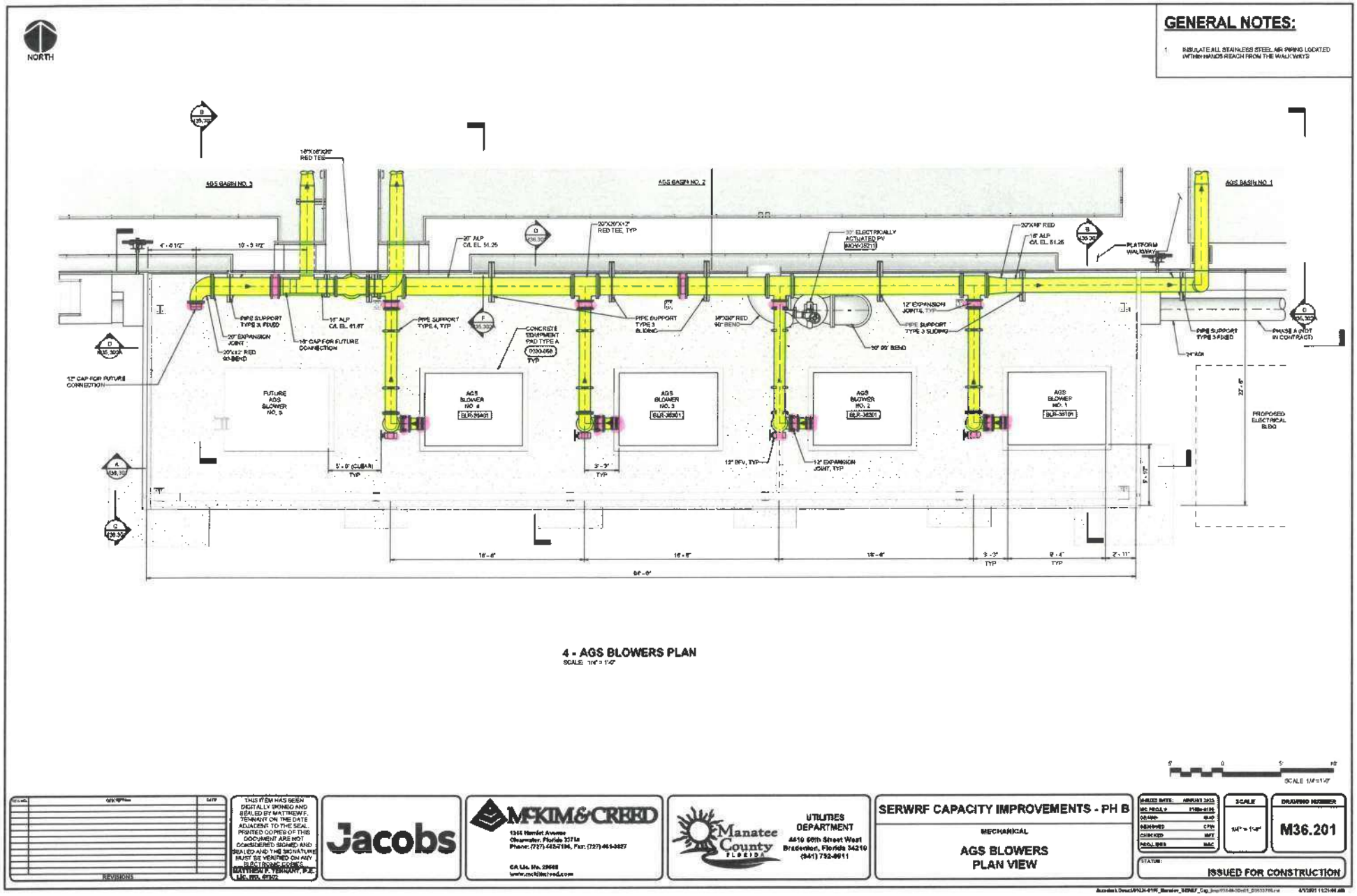
NORTH
GENERAL NOTES:
1. INSULATE ALL STAINLESS STEEL AIR PIPING LOCATED WITHIN HANDS REACH FROM THE WALKWAYS
AGS BASIN NO. 3
AGS BASIN NO. 2
AGS BASIN NO. 1
PLATFORM WALKWAY
PIPE SUPPORT TYPE 3 FIXED
PIPE SUPPORT TYPE 4, TYP
PIPE SUPPORT TYPE 3 SLIDING
CONCRETE EQUIPMENT PAD TYPE A
12" CAP FOR FUTURE CONNECTION
FUTURE AGS BLOWER NO. 5
AGS BLOWER NO. 4
AGS BLOWER NO. 3
AGS BLOWER NO. 2
AGS BLOWER NO. 1
12" EXPANSION JOINT, TYP
PROPOSED ELECTRICAL BLDG
4 - AGS BLOWERS PLAN
SCALE: 1/4" = 1'-0"
SCALE 1/4"=1'-0"
REVISIONS
THIS ITEM HAS BEEN DIGITALLY SIGNED AND SEALED BY MATTHEW F. TENNANT ON THE DATE ADJACENT TO THE SEAL. PRINTED COPIES OF THIS DOCUMENT ARE NOT CONSIDERED SIGNED AND SEALED AND THE SIGNATURE MUST BE VERIFIED ON ANY ELECTRONIC COPIES.
Jacobs
MFKIM&CREED
Manatee County FLORIDA
UTILITIES DEPARTMENT
4410 66th Street West
Bradenton, Florida 34210
(941) 792-8811
SERWRF CAPACITY IMPROVEMENTS - PH B
MECHANICAL
AGS BLOWERS
PLAN VIEW
SCALE
DRAWING NUMBER
M36.201
STATUS:
ISSUED FOR CONSTRUCTION

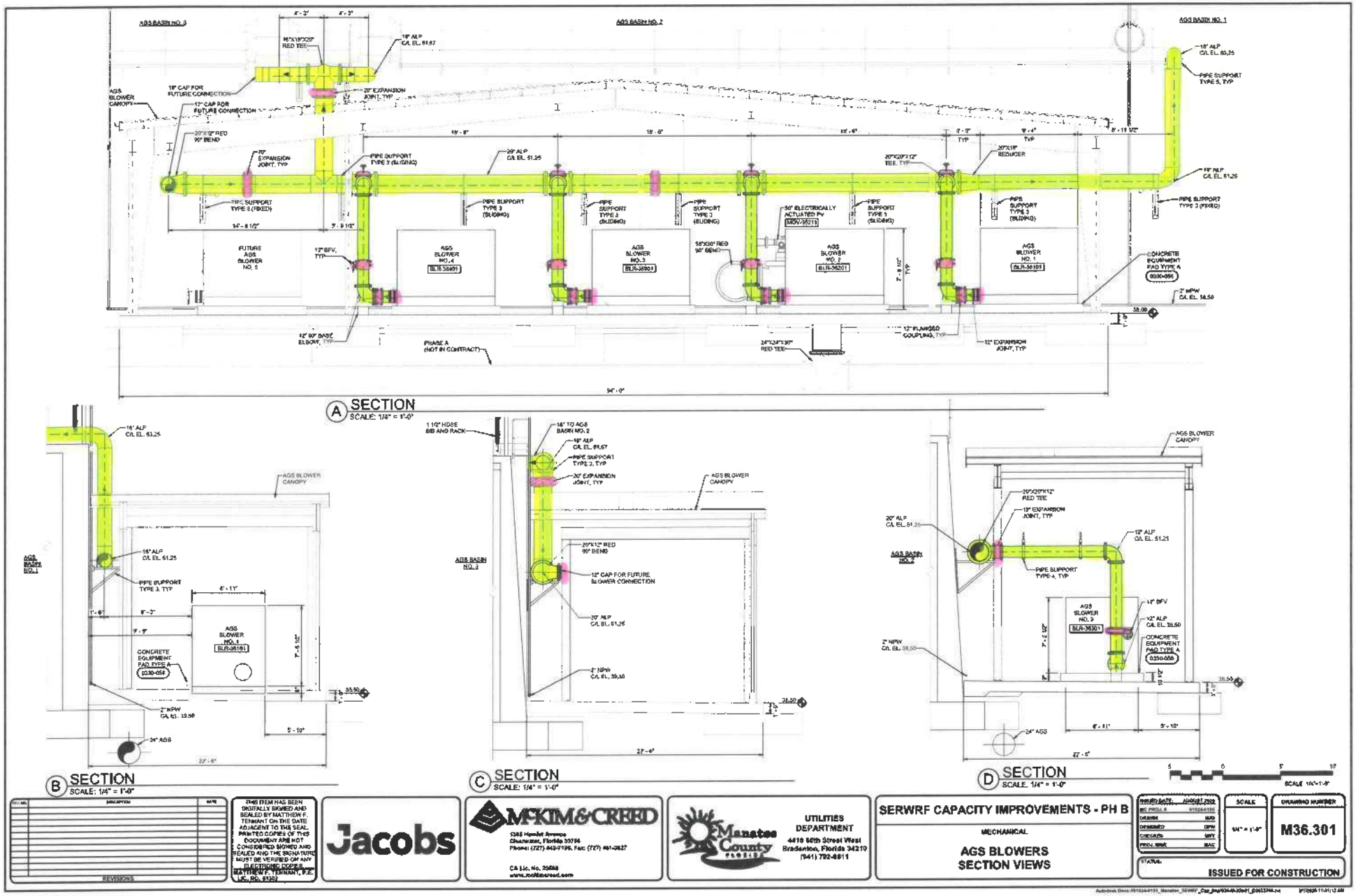
A SECTION
SCALE: 1/4" = 1'-0"
B SECTION
SCALE: 1/4" = 1'-0"
C SECTION
SCALE: 1/4" = 1'-0"
D SECTION
SCALE: 1/4" = 1'-0"
Jacobs
McKIM&CREED
Manatee County
UTILITIES DEPARTMENT
4410 66th Street West
Bradenton, Florida 34210
(941) 792-8811
SERWRF CAPACITY IMPROVEMENTS - PH B
MECHANICAL
AGS BLOWERS
SECTION VIEWS
M36.301
ISSUED FOR CONSTRUCTION

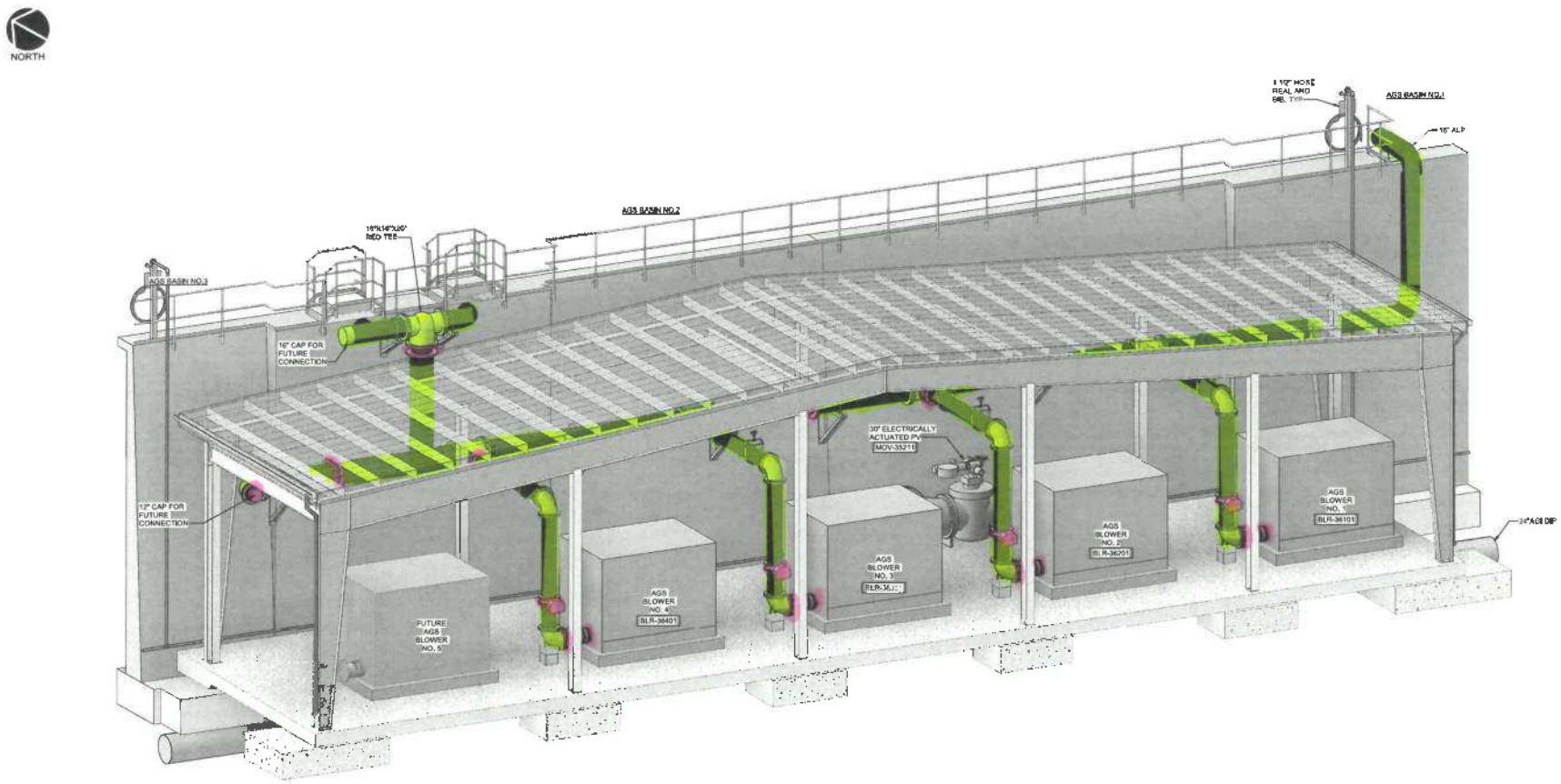


**1 - BLOWERS ISOMETRIC VIEW**

SCALE: 1/4"=1'-0"

| REV. NO. | DESCRIPTION | DATE |
|---|---|---|
| | | |

REVISIONS

THIS ITEM HAS BEEN DIGITALLY SIGNED AND SEALED BY MATTHEW F. TENNANT ON THE DATE ADJACENT TO THE SEAL. PRINTED COPIES OF THIS DOCUMENT ARE NOT CONSIDERED SIGNED AND SEALED AND THE SIGNATURE MUST BE VERIFIED ON ANY ELECTRONIC COPIES.
MATTHEW F. TENNANT, P.E.
LIC. NO. 69302

Jacobs

MFKIM&CREED
1365 Hamlet Avenue
Clearwater, Florida 33758
Phone: (727) 442-7196, Fax: (727) 461-3927
CA Lic. No. 25698
www.mfkimcreed.com

Manatee County FLORIDA
UTILITIES DEPARTMENT
4410 66th Street West
Bradenton, Florida 34210
(941) 792-8811

SERWRF CAPACITY IMPROVEMENTS - PH B

MECHANICAL

AGS BLOWERS
ISOMETRIC VIEW

| | |
|---|---|
| ISSUED DATE: | AUGUST 2025 |
| MD PROJ. # | 60026-0195 |
| DRAWN | MJD |
| DESIGNED | GPW |
| CHECKED | MPT |
| PROJ. MGR | MAC |

SCALE: 1/4" = 1'-0"

DRAWING NUMBER: M36.501

STATUS: ISSUED FOR CONSTRUCTION

PSI
PIPING SYSTEMS, INC.

Date: 05/25/2026
Estimate #25314S REV.2
(407) 799-33609
JJVelez@pcl.com

PCL Civil Constructors, Inc.
Attn: Javier Velez EIT
1 N. Dale Mabry Highway, Suite 600
Tampa. FL 33609

Re: Manatee County SEWRF, Phase B - SST Shop Fabricated Piping

Dear Javier,

We are pleased to offer our revised budgetary proposal for the fabrication of large bore (4" Ø and larger) stainless-steel piping spools based on the marked-up drawings and specifications received 05/20/2026, and all associated addendums and correspondence received up to this proposal date. Our total lump sum price for this project is:

**One (1) Lot of Fabricated Pipe Spools (est 60)…… $440,000.00**
**(Four Hundred Forty Thousand Dollars)**

**Current material pricing reflects Ex-mill and includes ocean freight. Tariffs and duties are not included in material pricing.**

**All materials "price in effect" at time of order. See fabrication schedule below.**

**Our proposal is based on the documents provided with this inquiry. Our offer complies with the project's specifications and the additional declarations provided below.**

Our proposal **includes** the following:

1. All pipe fabrication conforms to the latest addition of ASME B31.3, P.F.I. Standard ES-3 (PSI is a charter member of PFI), & all our welders and welding procedures are qualified to ASME Section IX.
2. PSI intends to utilize welding procedures written and qualified to ASME Section IX, and the following processes:
    a. GTAW Root / Fill & Cap – Sizes < 3 NPS.
    b. GMAW-S RMD Root / FCAW Fill & Cap – Sizes ≥ 3 NPS – 12 NPS.
    c. GMAW-S RMD Root / FCAW OR SAW Fill & Cap – Sizes ≥ 12 NPS.
3. U. A. Label
4. Shop spool drawings.
5. Plastic end protection.
6. 100% visual, dimensional, & configuration inspections using CWI certified techs.
7. Standard cleaning per PFI ES-5.
8. Certified Material Test Reports (CMTR's).

Our proposal **excludes** the following:

1. Field verification of dimensions.
2. System design.
3. Isometric drawings.(This is a service we can offer for an added fee – PCL to field verify and provide dimensional information – See sample)
4. NDE other than listed above.
5. PWHT & thermal stabilization.
6. Hardness testing.
7. Stress analysis.
8. Hydrostatic pressure & pneumatic pressure testing of spools.
9. PMI (Positive Material Identification).
10. Bolts, nuts, & gaskets.
11. Blind flanges.
12. Threaded pipe & fittings.
13. Pipe supports, shoes, hangers, clamps, guides, & all attachments.
14. All valves, flow elements, strainers, expansion joints, flex connections, orifice flange sets, & other in-line appurtenances.
15. Wall/floor/roof penetrations, water rings, thimbles, & Link Seals.
16. Victaulic type couplings, dresser couplings, & restraint harnesses.
17. Gamma ports/RT ports, thermowells, & jump overs.
18. Galvanizing of pipe supports.
19. Special cleaning & coating of fabrication unless listed above.
20. OD & ID blast cleaning & coating.
21. Any paint safety colors, unless specified above.
22. Immersion pickle passivation & oil pickling.
23. Cathodic protection.
24. Tarping of loads.
25. Overtime.
26. Taxes, duties, & tariffs.
27. Liquidated damages.
28. Bonding.
29. Labor and materials to reseal valves after welding (if applicable).
30. Unique tags / labels for any valves.

**Clarifications:**

1. Based on price and availability material may be provided as domestic and/or import mix, melt unknown – NO CHINESE.
2. Materials are per SECTION 02611- 2.01 “Stainless Steel Pipe and Fittings”.
3. Pricing is based on receipt of the entire order and a single bulk purchase of all materials.
4. Piping Systems, Inc.’s proposal is based on the attached drawing list, PSI MTO list, weld summary list, (Attachments “B”, “C”, & “D”).
5. If applicable, all nozzle welds are priced as stub-on and non-reinforced.

6. For the 20” x 16” bull head tee, we propose a 16” tee – plus one (1) 20” x 16” concentric reducers to make the reduction. All fittings are flanged. An optional way would be to use a 20” tee with two (2) 20” x 16” reducing slip-on flanges for an additional $7,000.00.(See mark-up drawing)
7. We have also added 8” flanges to the down pipes in the basins for installation. (See mark-up)
8. Surcharges and/or tariffs are currently being applied to fuels, nickel bearing alloys and other steel products and may affect the final cost of any plate, structural or tubular steel product. Piping Systems Inc.’s pricing does not include allowance for surcharges and/or tariffs. Surcharges and/or tariffs in effect at the time of shipment from Piping Systems, Inc., or Piping Systems, Inc. vendor, will be billed based on distance, product, and/or weight of each shipment.
   **All material pricing and delivery from our suppliers is subject to prior sale and availability. The pricing established in this proposal may be subject to change due to the current market volatility.**
9. If any customer/owner supplied material is required for fabrication and this material arrives at Piping Systems shop late or with quality issues, at no fault of Piping Systems, the resulting impact to the project is not the responsibility of Piping Systems. Materials will be received and inspected per PSI procedures, and any non-conformance will be reported to the buyer.
10. Use of our standard computer-generated BAR code piece mark adhesive labeling identifying spool number – by your piece mark identification, and all other applicable project information. A label will be placed on both ends of each spool. Any other type of identification marking will be at an additional cost.
11. NDE costs are based on all drawings issued for construction and approved for fabrication upon award, without holds or schedule delays. NDE costs for additional testing due to holds or delays will be billed at cost plus 10%.
12. All NDE and testing of the fabrication, if required, will be performed at Piping Systems, Inc. facilities prior to shipping to the project site. If the buyer elects to perform testing beyond the scope of this agreement after shipment, all expenses for those tests and any associated repair will be billed to the buyer’s account.
13. If required, positive material identification tests will be performed for alloy verification testing using XRF equipment capable only of verifying metallic essential alloying elements within ±10% of ASTM/ASME requirements. Non-metallic elements like carbon cannot be measured with this equipment.
14. Pricing is based on maximizing shop welds to minimize field welds based on a standard legal shipping package of 48’-0” x 8’-0” x 8’-0”.
15. Our proposal is based on reaching a mutually agreeable contract.

**Back Charge Policy for Misfabrication Claims:**

Piping Systems Inc. must be notified immediately of all non-conformance fabrications. Each instance must be authenticated using written notification and pictures submitted to Piping Systems, Inc. for review and assessment. Under no circumstances will PSI accept a back charge that exceeds the total dollar value of the fabrication of the spool in

question. Reasonable and customary industry allowed value for a correction will be set at the following limitation:

Labor: We will allow a maximum of one and a half times (1½x) the PSI labor value per operation (welds, cuts, and bevels) involved in the correction of the spool.
NDE: Our charge to you for the required NDE per the project specifications for the shop fabrication.
Materials: Actual replacement cost with no mark-up.

If Piping Systems, Inc. elects to investigate/ verify the alleged non-conforming spool and subsequently finds that the spool was in fact correctly fabricated, then all costs/ expenses incurred by Piping Systems, Inc. or its subcontractors will be reimbursable by the buyer/ owner.

**Delivery:**

After receipt of purchase order, materials (lead time of std to 8 weeks), and approved for construction drawings delivery of fabrication will begin in 10-12 weeks, plus transportation. Prior to an award / PO, a mutual agreeable deliverables schedule with defined priorities and issued for construction drawings issue dates need to be established. If review and approval of spool drawings by buyer or engineer prior to beginning fabrication is required, the time allowed must be established at time of award. Reviews of more than ten calendar days will have an impact on proposed shipping dates. Materials supplied by the customer must arrive at Piping Systems, Inc. at least eight to ten weeks prior to the proposed delivery of fabrication to the site. Any delay in receiving the materials will have an impact on proposed delivery dates. **Schedule is based on shop workload at time of bid and will need to be evaluated prior to award.**

**Freight:**

All fabrication is quoted F.O.B. – Piping Systems, Inc. The **estimated** cost of freight per load to Bradenton, FL is $7,800.00 and will be invoiced separately. Freight cost includes (2) hours to unload, $175/hour, thereafter. Freight costs are subject to fluctuation due to market factors and are therefore only estimated at the time of quotation. You will be invoiced for the actual fuel costs incurred at the time of shipment, along with an administrative fee of 10% to cover the associated expenses. Piping Systems, Inc. has *estimated* three (3) loads required for this project. If the delivery schedule does not allow for full loads and additional loads are necessary Piping Systems, Inc. will invoice additional loads as stated above.

PSI
PIPING SYSTEMS, INC.

**Proposal Validity:**

This proposal is not firm and is based on reaching a mutually agreeable contract. PSI reserves the right to review material, labor, and freight costs prior to acceptance. **All material must be reconfirmed prior to the award**. If new or additional tariffs are imposed by the United States of America, Piping Systems Inc. reserves the right to pass through any tariffs levied on products to the customer in full on existing and/or future orders. ***ALL MATERIAL PRICING AND DELIVERY WILL BE REVIEWED AT TIME OF ORDER DUE TO THE IMPLICATIONS OF SECTION 232.*** (See attached for General Terms and Conditions)

**Union Affiliation:**

We are affiliated with the United Association (UA) and are signatory to the national minimum standard agreement for a commercial pipe fabrication shop and local agreement with Local #400 in Kaukauna, Wisconsin. All work in our shop will be performed by union craftsmen and each spool piece will bear the union “yellow” label. Our present labor contract expires on May 31, 2027, and contains a “no-strike” clause.

**Terms of Payment:**

We request payment terms of net thirty (30) days subject to interest charges of 1½% per month for payments received after the due date. Electronic payment transfers are acceptable.

Piping Systems, Inc. will invoice 20% of the total contract upon an award.

Piping Systems, Inc. supplied materials will be billed upon receipt at our facility, net-thirty (30) days. The total billed to date will be deducted from the material portion of each invoice until the amount paid to date equals the amount of material cost shipped to date.

The buyer specifically agrees that there will be no set-off of any claims or back charge against invoices. In the event of an invoice being disputed, a charge of 1½ % per month will be added and will be due on the portion of the unpaid balance finally accepted. Piping Systems, Inc. reserves the right to stop work if the buyer does not pay for the work as billed, as set forth above, and such stopping of work shall not be deemed as a breach of contract. Piping Systems, Inc., does not allow any retention or liquidated damages unless so stated in our proposal.

We appreciate the opportunity to be of service and look forward to collaborating with you on this project. If you have any questions or would like to discuss this proposal in further detail, please do not hesitate to contact the undersigned or Mr. Tony Kent at 920-779-9400.

Piping Systems remains committed to the high-quality service which you will experience firsthand. Our years of experience and expertise enable us to meet the requirements of your project.

Best Regards,
PIPING SYSTEMS, INC.

John M. Kreisle

John M. Kreisle
Estimating and Special Project
(920) 779-9400 x 7044
(920) 779-9401 Fax
(920) 427-4777 (Cell)
jkreisle@pipingsystems.com

*Please send future RFQ's to: rfq@pipingsystems.com*

| Drawing Number | REV | Drawing Number | REV |
|---|---|---|---|
| | | | |
| | | | |
| M35.201 | | | |
| M35.202 | | | |
| M35.301 | | | |
| M35.302 | | | |
| M35.501 | | | |
| M35.502 | | | |
| M35.503 | | | |
| M36.201 | | | |
| M36.301 | | | |
| M36.501 | | | |
| | | | |
| SETION 02611 STEEL UTILITY PIPING | | | |
| PART 2 - STAINLESS PIPE & FITTINGS | | | |
| | | | |
| | | | |
| | | | |
| | | | |
| | | | |
| | | | |
| | | | |
| | | | |
| | | | |
| | | | |
| | | | |
| | | | |
| | | | |
| | | | |
| | | | |
| | | | |
| | | | |
| | | | |
| | | | |
| | | | |
| | | | |
| | | | |
| | | | |
| | | | |
| | | | |
| | | | |
| | | | |
| | | | |

PIPING SYSTEMS, INC.

05/25/2026

**PCL Construction**
**Manatee County SEWRF**
**Drawing List - Attachment 'B'**
**PSI Estimate #25314S**

| Drawing Number | REV | Drawing Number | REV |
|---|---|---|---|
| | | | |
| | | | |
| | | | |
| | | | |
| | | | |
| | | | |
| | | | |
| | | | |
| | | | |
| | | | |
| | | | |
| | | | |
| | | | |
| | | | |
| | | | |
| | | | |
| | | | |
| | | | |
| | | | |
| | | | |
| | | | |
| | | | |
| | | | |
| | | | |
| | | | |
| | | | |
| | | | |
| | | | |
| | | | |
| | | | |
| | | | |
| | | | |
| | | | |
| | | | |
| | | | |
| | | | |
| | | | |
| | | | |
| | | | |
| | | | |
| | | | |

PSI
PIPING SYSTEMS, INC.

**PCL Construction**
**Manatee County SEWRF**
**Drawing List - Attachment 'B'**
**PSI Estimate #25314S**

05/25/2026

| Drawing Number | REV | Drawing Number | REV |
|---|---|---|---|
| | | | |
| | | | |
| | | | |
| | | | |
| | | | |
| | | | |
| | | | |
| | | | |
| | | | |
| | | | |
| | | | |
| | | | |
| | | | |
| | | | |
| | | | |
| | | | |
| | | | |
| | | | |
| | | | |
| | | | |
| | | | |
| | | | |
| | | | |
| | | | |
| | | | |
| | | | |
| | | | |
| | | | |
| | | | |
| | | | |
| | | | |
| | | | |
| | | | |
| | | | |
| | | | |
| | | | |
| | | | |
| | | | |
| | | | |
| | | | |
| | | | |

PSI PIPING SYSTEMS, INC.

**PCL Construction**
**Manatee County SEWRF**
**MTO List - Attachment 'B'**
**PSI Estimate #25314S**

05/22/2026

| Size | Description | Qty |
|---|---|---|
| | | |
| | MATERIALS ARE PER SECTION 02611 - PART 2.01 | |
| | QUANTITIES HAVE BEEN EXTRACTED FROM THE PCL TAKEOFF SUMMARY | |
| | | |
| 4" | SS, PIPE, SCH 10S ASTM A312 TP 304/L, WELDED, ASME B36.19M | 120 |
| 8" | SS, PIPE, SCH 10S ASTM A312 TP 304/L, WELDED, ASME B36.19M | 360 |
| 12" | SS, PIPE, SCH 10S ASTM A312 TP 304/L, WELDED, ASME B36.19M | 220 |
| 16" | SS, PIPE, SCH 10S ASTM A312 TP 304/L, WELDED, ASME B36.19M | 140 |
| 20" | SS, PIPE, SCH 10S ASTM A312 TP 304/L, WELDED, ASME B36.19M | 80 |
| | | |
| 4" | SS, 90° LR ELL, SCH 10S, ASTM A403 WP 304/L, WELDED, ASME B16.9 | 15 |
| 12" | SS, 90° LR ELL, SCH 10S, ASTM A403 WP 304/L, WELDED, ASME B16.9 | 6 |
| 16" | SS, 90° LR ELL, SCH 10S, ASTM A403 WP 304/L, WELDED, ASME B16.9 | 5 |
| 12" | SS, 90° SR ELL, SCH 10S, ASTM A403 WP 304/L, WELDED, ASME B16.9 | 4 |
| 20" | SS, 90° SR ELL, SCH 10S, ASTM A403 WP 304/L, WELDED, ASME B16.9 | 1 |
| 4" | SS, 45° ELL, SCH 10S, ASTM A403 WP 304/L, WELDED, ASME B16.9 | 3 |
| 8" | SS, 22 1/2° ELL, SCH 10S, ASTM A403 WP 304/L, WELDED, ASME B16.9 | 12 |
| 4" | SS, FULL TEE, SCH 10S, ASTM A403 WP 304/L, WELDED, ASME B16.9 | 3 |
| 16" | SS, FULL TEE, SCH 10S, ASTM A403 WP 304/L, WELDED, ASME B16.9 | 3 |
| 20" | SS, FULL TEE, SCH 10S, ASTM A403 WP 304/L, WELDED, ASME B16.9 | 1 |
| 16" x 8" | SS, REDUCING TEE, SCH 10S, ASTM A403 WP 304/L, WELDED, ASME B16.9 | 12 |
| 20" X 12" | SS, REDUCING TEE, SCH 10S, ASTM A403 WP 304/L, WELDED, ASME B16.9 | 4 |
| 4" | SS, BW CAP, SCH 10S, ASTM A403 WP 304/L, WELDED, ASME B16.9 | 3 |
| 12" | SS, BW CAP, SCH 10S, ASTM A403 WP 304/L, WELDED, ASME B16.9 | 1 |
| 16" | SS, BW CAP, SCH 10S, ASTM A403 WP 304/L, WELDED, ASME B16.9 | 4 |
| 12" X 4" | SS, CONCENTRIC REDUCER, SCH 10S, ASTM A403 WP 304/L, WELDED, ASME B16.9 | 3 |
| 16" X 12" | SS, CONCENTRIC REDUCER, SCH 10S, ASTM A403 WP 304/L, WELDED, ASME B16.9 | 6 |
| 20" X 12" | SS, CONCENTRIC REDUCER, SCH 10S, ASTM A403 WP 304/L, WELDED, ASME B16.9 | 1 |
| 20" X 16" | SS, CONCENTRIC REDUCER, SCH 10S, ASTM A403 WP 304/L, WELDED, ASME B16.9 | 2 |
| 12" X 12" | SS, 45° FULL LATERAL, SCH 10S, ASTM A403 WP 304/L, WELDED, ASME B16.9 | 3 |
| | | |
| 4" | SS, 150# FF SLIP-ON FLANGE, ASTM A182 F304/L, ASME B16.5 | 16 |
| 8" | SS, 150# FF SLIP-ON FLANGE, ASTM A182 F304/L, ASME B16.5 | 28 |
| 12" | SS, 150# FF BLIND FLANGE, ASTM A182 F304/L, ASME B16.5 | 56 |
| 16" | SS, 150# FF BLIND FLANGE, ASTM A182 F304/L, ASME B16.5 | 4 |
| 20" | SS, 150# FF BLIND FLANGE, ASTM A182 F304/L, ASME B16.5 | 24 |
| 4" | SS, 150# FF BLIND FLANGE, ASTM A182 F304/L, ASME B16.5 | 2 |
| 12" | SS, 150# FF BLIND FLANGE, ASTM A182 F304/L, ASME B16.5 | 1 |
| | | |
| | | |

PSI PIPING SYSTEMS, INC.

**PCL Construction**
**Manatee County SERWRF**
**Weld Count List - Attachment 'C'**
**PSI Estimate #25314S**

05/22/2026

| Size | Description | Qty |
|---|---|---|
| | | |
| | SHOP LABOR UNITS - RMD/ FCAW/ SAW STAINLESS | |
| | | |
| 4" | SS, SCH 10S BUTTWELD | 30 |
| 8" | SS, SCH 10S BUTTWELD | 66 |
| 12" | SS, SCH 10S BUTTWELD | 32 |
| 16" | SS, SCH 10S BUTTWELD | 47 |
| 20" | SS, SCH 10S BUTTWELD | 22 |
| | | |
| 4" | SS, SLIP-ON FLANGE WELD (or WN FLG) | 16 |
| 8" | SS, SLIP-ON FLANGE WELD (or WN FLG) | 12 |
| 12" | SS, SLIP-ON FLANGE WELD (or WN FLG) | 114 |
| 16" | SS, SLIP-ON FLANGE WELD (or WN FLG) | 6 |
| 20" | SS, SLIP-ON FLANGE WELD (or WN FLG) | 34 |
| | | |
| | | |
| | | |
| | TOTAL SPOOLS: 60 | |
| | NDE: 100% VISUAL INSPECTION | |
| | | |
| | | |
| | | |
| | | |
| | | |
| | | |
| | | |
| | | |
| | | |
| | | |
| | | |
| | | |
| | | |
| | | |
| | | |
| | | |
| | | |
| | | |
| | | |
| | | |
| | | |

CUT | FIT | FAB | DIM | VISUAL | NDE | HYDRO | SHIP | www.Acompipe.com

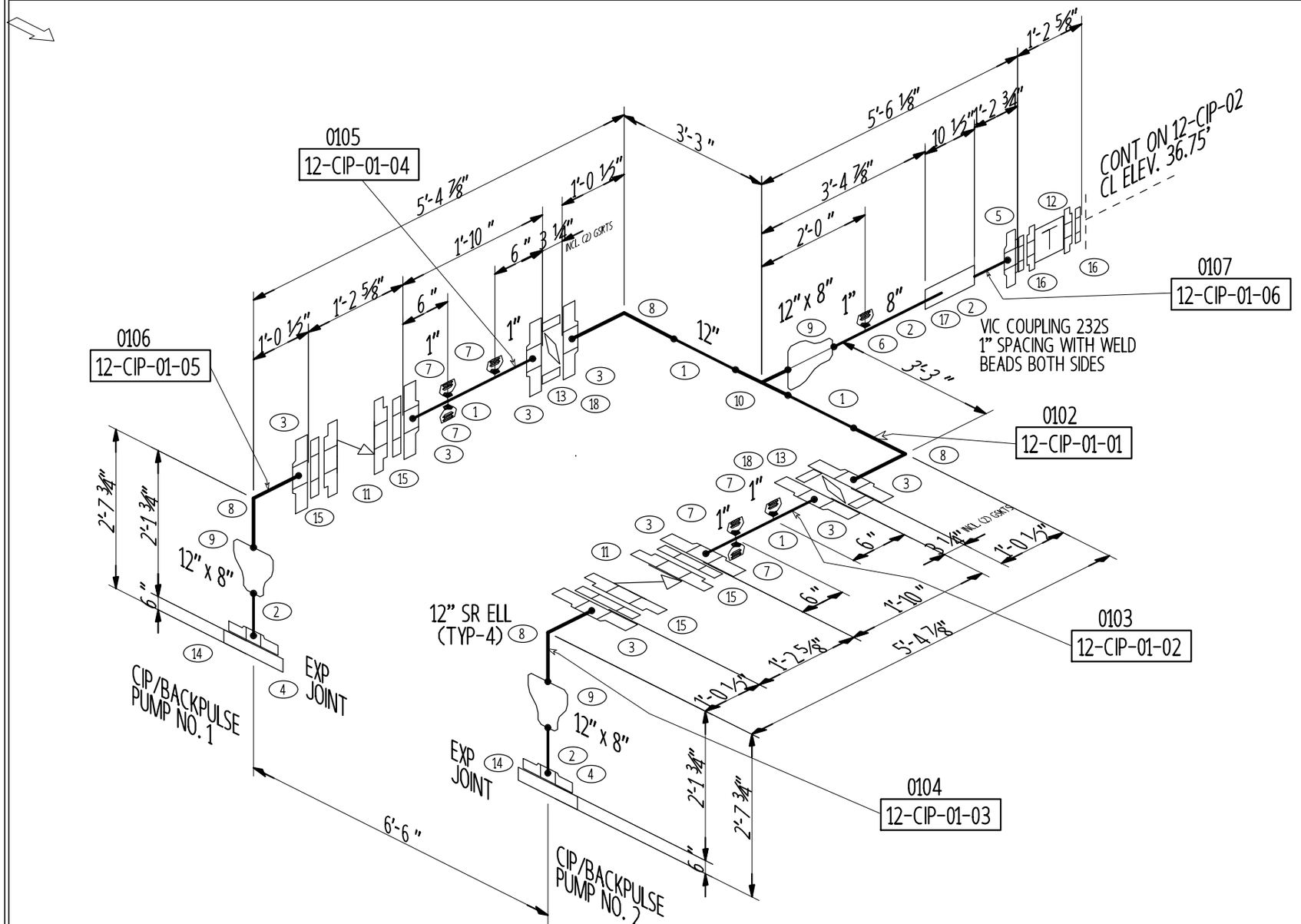


| ITM | QTY | |
|---|---|---|
| | | A312-TP316/316L Pipe |
| 1 | 4 | 12" Sch 10S(.180) Total 6'-4" |
| 2 | 4 | 8" Sch 10S(.148) Total 4'-0 5/16" |
| | | A182-F316L Flanges |
| 3 | 8 | 12" 150# FF Slip-On Flange |
| 4 | 2 | 8" 150# FF Slip-On Flange |
| 5 | 1 | 8" 150# RF Slip-On Flange |
| | | A182-F316L Fittings |
| 6 | 1 | 1" x 8" 3,000# Thredolet |
| 7 | 6 | 1" x 12" 3,000# Thredolet |
| | | A774-WP316L Fittings |
| 8 | 4 | 12" 90 SR Elbow Sch 10S |
| 9 | 3 | 12" x 8" Conc Reducer Sch 10S |
| 10 | 1 | 12" Strt Tee Sch 10S |
| | | Valves |
| 11 | 2 | 12" 150# Check Valve, Dezurik Silent Check |
| 12 | 1 | 8" 150# Flowmeter (FE-25.4049) |
| 13 | 2 | 12" 150# Butterfly Valve, Bray Series 31 |
| | | Miscellaneous |
| 14 | 2 | 8" 150# Expansion Joint, Style 1101 |
| 15 | 4 | 12" 150# FF Gasket, 1/8" Thk |
| 16 | 2 | 8" 150# RF Gasket , 1/8" Thk |
| 17 | 1 | 8" Victaulic Restrained Flex Coupling, Style 232S, 316L SS |
| 18 | 4 | 12" 150# FF Gasket, 1/8" Thk |

| | | | | | | | |
|---|---|---|---|---|---|---|---|
| RT | MT | PWHT NONE | PIPE SPEC 316L | SURF AREA 133.4 sq ft | JOB CODE | PAINT | |
| PT | VISUAL | HYDRO N/A | FAB CODE B31.3 | INSUL | REF DRG 25M04 | REV. 0 | |

WELD PROC.

0 buttwelds

| | | | | |
|---|---|---|---|---|
| | | | DRN | MB |
| | | | DATE | 2023-11-08 |
| 2 | REVISED ISO PER CUSTOMER MARKED UP ISO 5/31/2024 | BLS | 2024-05-31 | CHK |
| 1 | REVISED VICTAULIC CPLG PIPE GAP TO 3/4" | BLS | 2024-05-13 | APP |
| | REVISIONS | BY | CHK DATE | 2024-06-25 |

CLIENT Garney Construction P.O.No.

PROJECT Bee Ridge Expansion

ISO No. 12-CIP-01 REV. 2 SHEET 1 of 1

| DIA-INS | WEIGHT |
|---|---|
| 0.0 | 1710 lb |
| JOB No. | CONTROL No. |
| 23033 | 0007 |

Manatee County BCC
GMP Addendum No. 3 to Agreement No. 21-R077666CD
000007-323-5285-47379-39112-2024-05-31-PSI-23033

20-PM-05-1

23033-004

| CUT | FIT | FAB | PWHT | PAINT | LDY | SHP | SND |
|---|---|---|---|---|---|---|---|
| RT NOTE 1 | PT NOTE 2 | | | | | | |

| | ITM | QTY | |
|---|---|---|---|
| | | | A312-TP316/316L Pipe |
| D004 | 1 | 1 | 20" Sch 10S(.218) PE x BE 2'-5 1/4" |
| D002 | 2 | 1 | 10" Sch 10S(.165) PE x PE 6 7/8" |
| | | | A182-F316L Flanges |
| D076 | 3 | 1 | 20" 150# FF Slip-On Flange |
| D077 | 4 | 1 | 10" 150# FF Slip-On Flange |
| | | | A182-F316L Fittings |
| D086 | 5 | 1 | 1" x 20" 3,000# Thredolet |
| D086 | 6 | 1 | 1" x 20" 3,000# Thredolet |
| | | | A774-WP316L Fittings |
| D035 | 7 | 1 | 20" x 10" Ecc Reducer Sch 10S |

| WELDS | WELDERS | RT/UT | MT/PT | BHN/PMI | VISUAL |
|---|---|---|---|---|---|
| 1-20" SO | 256 | | | | 5/25 |
| 2-20" BW | 250 | | | | |
| 3-10" BW | 195 | 5/25 | | | |
| 4-10" SO | 195 | | 5/25 | | |
| 5-1" Olet | 256 | | | | |
| 6-1" Olet | 256 | | | | |

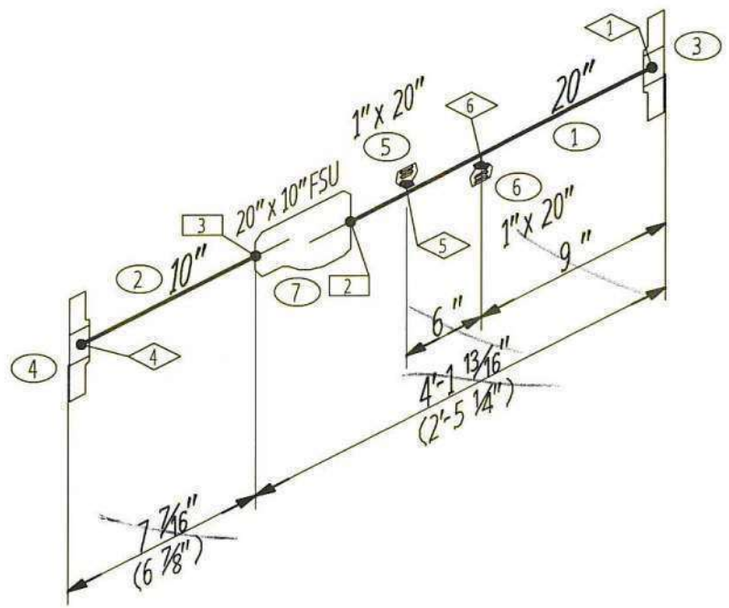


NOTES:
1) 3% RT BUTTWELDS
2) 3% PT NON-BUTTWELDS

| | |
|---|---|
| 1st Procedure | 333,110,0.1 |
| 2nd Procedure | 333,230,0.1 |
| 3rd Procedure | |
| 4th Procedure | |
| 5th Procedure | |
| 6th Procedure | |

2 buttwelds

QA Final
Chad M Vanden Bloomer
CWI 20082821
QC1 EXP. 8/1/2026
5/21/24

23033-000025

| | | | | | | |
|---|---|---|---|---|---|---|
| RT NOTE 1 | MT N/A | PWHT NONE | PIPE SPEC 316L | SURF AREA 39.3 sq ft | | PAINT NONE |
| PT NOTE 2 | VISUAL 100% | HYDRO N/A | FAB CODE B31.3 | COLOR CODE | REF DRG 20-PM-05 | REV. 3 |
| WELD PROC. | | | DES PRESS | DES TEMP | | |

| | | BY | CHK | DATE |
|---|---|---|---|---|
| REVISIONS | | | | |

DRN HFK
DATE 2024-04-22
CHK
APP
2024-05-03

PIPING SYSTEMS, INC.
719 Industrial Park Ave.
Hortonville, WI 54944
Ph: (920) 779-9400 Fx. (920) 779-9401

CLIENT Garney
P.O.No. 0612R003
PROJECT Bee Ridge
SPOOL 20-PM-05-1
REV. 0
SHEET 1 of 1

| DIA-INS | WEIGHT |
|---|---|
| 64.0 | 383 lb |
| JOB No. | CONTROL No. |
| 23033 | 00025 |

23033-000025-000025-323-5285-47918-39112-2024-04-22-PSI-23033

REMIT TO: 4910 W CYPRESS STREET
TAMPA, FL 33607
WAREHOUSE: 6920 N U.S. HWY 41 #1104
APOLLO BEACH, FL 35572
PHONE: 352-861-0067
WWW.ENVIRONMENTAL-MD.COM

# QUOTATION

**DATE:** 11/7/2025, 5/22/2026, 5/22/2026

**TO:** PCL

**ATTN:** Nik Yakubow

**REF:** Manatee County SERWRF Capacity Improvements Project - Phase B

**QUOTE:** EMD-25-487-AP
**REV:** 2
**PHONE:**
**FAX:**
**PAGES:** TWO

EMD is pleased to offer the following:

| Item # | Qty | Product Description - Globally Sourced | Net each | Total |
|---|---|---|---|---|
| 1 | 7 | 12" 150# LUGG HP VALVE BRAY S41 SS/SS/RTFE + GEAR OPP<br>Part Number 411200-11001066<br>S41 12" 316,316,17-4,RTFE/SIL"<br>Bray HPBFV ANSI Class 150. Lug Style.<br>Body: ASTM A351 Gr CF8M Stainless Steel<br>Disc: ASTM A351 Gr CF8M Stainless Steel<br>Stem: 17-4PH Stainless Steel<br>Seat: RTFE with Silicone Rubber Energizer<br>With Handwheel<br>*Lead time: 1-2 weeks*<br>Valve weighs ~ 155 lbs each | $ 4,544.00 | $ 31,808.00 |
| 2 | 3 | 12" 150# LUGG HP VALVE BRAY S41 SS/SS/RTFE + AUMA EMA<br>Part Number 411200-11001066<br>S41 12" 316,316,17-4,RTFE/SIL"<br>Bray HPBFV ANSI Class 150. Lug Style.<br>Body: ASTM A351 Gr CF8M Stainless Steel<br>Disc: ASTM A351 Gr CF8M Stainless Steel<br>Stem: 17-4PH Stainless Steel<br>Seat: RTFE with Silicone Rubber Energizer<br>AUMA electric motor actuator with handhweel 460v<br>*Lead time: 28-30 weeks*<br>Valve weighs ~ 175 lbs each | $ 19,653.00 | $ 58,959.00 |

| | | | | |
|---|---|---|---|---|
| 3 | 2 | 506C.3BFMI<br>6" VAL-MATIC SWING-FLEX CHECK VALVE, 125#<br>FLANGED ENDS, 250 PSI CWP, DUCTILE IRON BODY, BUNA-N DISC, 316 SS BOLTS, FUSION 12-20 MILS INT/EXT.<br>INCLUDES MECHANICAL INDICATOR AND BACKFLOW ACTUATOR.<br>*Valve weighs ~ 105lbs each*<br>*Lead time: In stock in*<br>*****Bidding as alternate for 6" Lever and weight check valve, SwingFlex named in APL***** | $ 2,526.00 | $ 5,052.00 |
| 4 | 4 | 516C.3BFMI<br>16" VAL-MATIC SWING-FLEX CHECK VALVE, 125#<br>FLANGED ENDS, 250 PSI CWP, DUCTILE IRON BODY, BUNA-N DISC, 316 SS BOLTS, FUSION 12-20 MILS INT/EXT.<br>INCLUDES MECHANICAL INDICATOR AND BACKFLOW ACTUATOR.<br>*Valve weighs ~ 915lbs each*<br>*Lead time: 10-12 weeks*<br>*****Bidding as alternate for 16" Lever and weight check valve, SwingFlex named in APL***** | $ 17,186.00 | $ 68,744.00 |
| | | **Grand Total** | **>>>>>>>>>>** | **$ 164,563.00** |

Notes:

1. All pricing in this scope is FOB shipping point with **freight prepaid and added to the total**. Terms are Net 30 Days, with approved credit. This quote is based on current steel and iron pricing and availability. Due to the unstable market for raw materials, increases in pricing may be passed on at the time of order. In the event of additional **international trade tariffs**, final pricing will be subject to any additional tariffs.

2. Take-offs are for the purpose of determining quantity discounts and the best available freight rates, but we do not guarantee our take-offs.
3. No retainage or liquidated damages are allowed.
4. Unless otherwise noted, this scope does not meet the 2014 American Iron and Steel Act.
5. Field Service is not include unless noted above.
6. Electronic submittals and O&M's are no charge. Please inquire about hard copy pricing.
7. Parts orders do carry a minimum order based on manufacturer - please confirm quanities prior to ordering parts.
8. A +3% service fee will apply for credit card purchases.
9. Pricing is valid for 30 days from the above date.
10. Taxes are not included.
11. Remit PO's to Florida Valve and Equipment, LLC, a DXP Company.

Sincerely,

Alex Patterson

Alex Patterson
941-419-0598
Environmental MD Inc., a DXP Company

BURGESS Civil

**Contact:** **Pedren Alumbaugh**
**Phone:** **(707) 354-0199**

| | | | |
|---|---|---|---|
| Attn: | Christian Schultz | Job Name: | Manatee County SEWRF |
| Quote To: | 1 N. Dale Mabry Highway, Suite 1350 | Job Number: | 26-038-A |
| | Tampa, FL 33609 | Date of Plans: | July 2025 |
| Phone: | (813) 344-3736 | Revision Date: | May 2026 |

| ITEM | DESCRIPTION | QUANTITY | UNIT | UNIT PRICE | AMOUNT |
|---|---|---|---|---|---|
| | **GENERAL CONDITIONS** | | | | |
| 01 | MOBILIZATION | 1.00 | LS | 35,000.00 | 35,000.00 |
| *02* | *P&P BOND* | | | | NOT INCLUDED |
| 03 | SURVEY & AS-BUILTS | 1.00 | LS | 27,944.50 | 27,944.50 |
| *04* | *GEOTECHNICAL TESTING* | | | | NOT INCLUDED |
| *05* | *EROSION CONTROL* | | | | NOT INCLUDED |
| *06* | *SILT FENCE* | | | | NOT INCLUDED |
| *07* | *CONSTRUCTION ENTRANCE* | | | | NOT INCLUDED |
| *08* | *INLET PROTECTION* | | | | NOT INCLUDED |
| *09* | *NPDES DEWATERING PERMIT* | | | | NOT INCLUDED |
| *10* | *SEED & MULCH* | | | | NOT INCLUDED |
| *11* | *SEED & MULCH - IF REQUIRED* | *1.00* | *SY* | *0.50* | *0.50* |
| *12* | *BAHIA SOD* | | | | NOT INCLUDED |
| *13* | *BAHIA SOD - IF REQUIRED* | *1.00* | *SY* | *5.00* | *5.00* |
| | **GENERAL CONDITIONS SUBTOTAL:** | | | | **62,944.50** |
| | | | | | |
| | **EARTHWORK** | | | | |
| *14* | *CLEARING & DEMO* | | | | NOT INCLUDED |
| *15* | *STRIP / DISC / PREP SITE* | | | | NOT INCLUDED |
| *16* | *SITE EXCAVATION* | | | | NOT INCLUDED |
| *17* | *IMPORT & PLACE FILL* | | | | NOT INCLUDED |
| 18 | CONSTRUCT PADS FOR GEN 1, GEN 2, & ELEC BLDG NO 4 | 225.00 | SY | 3.00 | 675.00 |
| 19 | CONSTRUCT IPS PAD | 150.00 | SY | 3.00 | 450.00 |
| 20 | CONSTRUCT AGS PAD | 4,450.00 | SY | 3.00 | 13,350.00 |
| 21 | BASE ROCK BELOW AGS (4" CC) | 4,450.00 | SY | 20.00 | 89,000.00 |
| 22 | FINE GRADE FLAT AREAS | 15,225.00 | SY | 2.25 | 34,256.25 |
| 23 | FINE GRADE SLOPED AREAS | 350.00 | SY | 2.50 | 875.00 |
| | **EARTHWORK SUBTOTAL:** | | | | **138,606.25** |

| ITEM | DESCRIPTION | QUANTITY | UNIT | UNIT PRICE | AMOUNT |
|---|---|---|---|---|---|
| | | | | | |
| | **ROADWAY** | | | | |
| 24 | SAW-CUT & MATCH PAVEMENT | 5.00 | EA | 1,000.00 | 5,000.00 |
| *25* | *MAINTENANCE OF TRAFFIC* | | | | NOT INCLUDED |
| 26 | 3.00" MILL / OVERLAY | 1,750.00 | SY | 49.50 | 86,625.00 |
| 27 | 1.00" ASPHALT (SP-9.5): FINAL LIFT | 2,225.00 | SY | 14.50 | 32,262.50 |
| 28 | 2.00" ASPHALT (SP-12.5): INITIAL LIFT | 2,225.00 | SY | 26.25 | 58,406.25 |
| 29 | 10" LIMEROCK BASE | 2,225.00 | SY | 37.25 | 82,881.25 |
| 30 | 12" STABILIZED SUBGRADE (LBR 40) | 2,225.00 | SY | 18.25 | 40,606.25 |
| 31 | MIAMI CURB | 190.00 | LF | 40.00 | 7,600.00 |
| 32 | 4" SIDEWALK (WWM - REINFORCED) | 450.00 | SY | 90.00 | 40,500.00 |
| *33* | *H/C RAMPS: MATS* | | | | NOT INCLUDED |
| *34* | *CONCRETE PADS* | | | | NOT INCLUDED |
| *35* | *SIGNAGE & STRIPING* | | | | NOT INCLUDED |
| | **ROADWAY SUBTOTAL:** | | | | **353,881.25** |
| | | | | | |
| | **MANATEE COUNTY SEWRF TOTAL:** | | | | **555,432.00** |
| | | | | | |
| | **ADD ALTERNATE 01 (CROM REQUIREMENTS)** | | | | |
| *ADD ALT 01* | *15' WIDE PATH AROUND AGS (6" CC)* | *1,200.00* | *SY* | *23.00* | *27,600.00* |
| | **ADD ALTERNATE 01 (CROM REQUIREMENTS) SUBTOTAL:** | | | | **27,600.00** |
| | | | | | |
| | **ADD ALTERNATE 02 (DUTCHLAND REQUIREMENTS)** | | | | |
| *ADD ALT 02* | *30' WIDE PATH AROUND AGS (6" CC)* | *2,550.00* | *SY* | *23.00* | *58,650.00* |
| | **ADD ALTERNATE 02 (DUTCHLAND REQUIREMENTS SUBTOTAL:** | | | | **58,650.00** |
| | | | | | |

**NOTES:**

Delay in Purchase of Materials:

Notwithstanding anything herein to the contrary, if Contractor's purchase of materials or equipment is delayed because of: (1) delayed commencement for any reason whatsoever; (2) acts or omissions of the Owner, the architect, or engineer; (3) changes in the Work or the sequencing of the Work ordered by the Owner, or arising from decisions of the Owner that impact the Contract Time; (4) hazardous materials, concealed or unknown conditions; (5) delays pending dispute resolution or suspension of the Work by the Owner; (6) Force Majeure Events (as defined below); (7) or for any reason beyond the Contractor's control, the Owner shall modify the Contract increasing the Contract Sum in the amount commensurate with any actual, direct, and documented increase in material or equipment costs, dollar for dollar, because of such delays or events. The Contractor's fee shall not be increased because of such cost increases.

The term "Force Majeure" means, without limitation, an act of God, fire, tornado, hurricane, flood, earthquake, explosion, war,

act of terrorism, civil disturbance, labor strikes, an unusually severe storm, government shutdown or interference, pandemic, endemic, epidemic, or any other unavoidable casualty beyond the Contractor's control.

---

Material Cost Increases:

The Contractor estimated the Contract Sum on the labor, material, and equipment costs at the time of negotiation and/or its submission of the bid/proposal. Because the Work may not commence immediately and the materials may not be ordered for months, the Contractor cannot predict or estimate increases in the cost of labor, materials, and equipment that may occur prior to commencement or during the progress of the Work. Notwithstanding anything herein to the contrary, if the cost of labor, materials, and/or equipment for any scheduled item of Work identified in this proposal increases by 5% or more, the Owner shall modify the Contract increasing the Contract Sum in the amount commensurate with any actual, direct, and documented increase in labor, material, and/or equipment costs, dollar for dollar, above the 5% threshold. The Contractor's fee shall not be increased because of such cost increases.

If, after the date of this Quote/Purchase Order, any new or increased tariffs, duties, or other government-imposed costs on materials used in the work becomes effective, the Contract Price shall be adjusted to reflect the actual increased cost to the Contractor. The Contractor shall promptly notify the [Owner/Buyer] of any such cost impact. Failure to agree on a price adjustment shall not relieve the Buyer's obligation to pay the increased cost, and the Contractor shall be entitled to an extension of time if such tariffs result in material shortages or delays and/or Contractor may permanently suspend performance because of a delay or the inability of the parties to agree upon an adjusted price.

---

***DUE TO VOLATILITY IN RAW MATERIAL AND SHIPPING COSTS ALL PVC, HDPE OR OTHER PLASTIC MATERIALS WILL BE PURCHASED AT COST BASED ON CURRENT SHIP DATE. PURCHASE ORDERS CANNOT BE HELD AT THIS TIME. WE EXPECT TO PASS PRICE INCREASES ALONG TO OUR CUSTOMER AT THE TIME OF SHIP DATE.***

***THIS PROPOSAL/QUOTE IS BASED ON AND TIED TO THE FDOT ASPHALT PRICE INDEX (API) FOR BITUMINOUS MATERIALS CURRENTLY IN EFFECT AS OF THE DATE ON THIS PROPOSAL/QUOTE (UNLESS OTHERWISE SPECIFIED HEREIN). ANY ADJUSTMENTS DUE TO INCREASES OR DECREASES IN API WILL BE DETERMINED IN ACCORDANCE WITH SECTION 9-2.1.2 OF THE CURRENT FDOT STANDARD SPECIFICATIONS FOR ROAD AND BRIDGE CONSTRUCTION WITH THE EXCEPTION THAT BITUMINOUS ADJUSTMENTS WILL BE MADE ONLY WHEN THE CURRENT API(CAPI) VARIES BY MORE THAN 10% OF THE API PREVAILING IN THE MONTH WHEN BIDS WERE RECEIVED(BAPI), AND THEN ONLY ON THE PORTION THAT EXCEEDS 10%. THE APPLICATION OF ADJUSTMENTS WILL NOT BE CONDITIONED ON THE OWNER'S OR ANY OTHER PARTY'S PARTICIPATION IN THIS CLAUSE. THE CALCULATION FOR THE DIFFERENCE IS TO BE THE CURRENT BITUMINOUS API AT TIME PLACEMENT VS TIME OF BID.***

1. This proposal is valid for 30 days from bid date.
2. Payment & Performance bond is not included. Add 1.25% if required.
3. This proposal excludes all Textura or similar third-party payment processing fees. If Textura participation is required by the Owner, Client, or General Contractor, please add $5,300.00 to our proposal.
4. Survey, layout, and as-builts are included. Record Survey and engineering are by others.
5. Geotechnical/Construction testing is by others.
6. Removal and/or replacement of unsuitable soils, hazardous or buried debris is not included.
7. Removal and/or relocation of gas, cable, electric, irrigation or other utilities is by others, if required.
8. Meters, meter fees, permits and connection fees by others.
9. All hardscape, topsoil, grassing, landscaping, irrigation, root pruning, tree trimming and fencing is by others.
10. Assumes all cut material is suitable for structural fill.
11. Topographic survey of existing conditions shown on the construction drawings is presumed accurate to plus or minus 0 .2' and will need to be confirmed to establish the final site fill requirements. Any discrepancies found during verification may affect the quantity of fill required and should be addressed promptly to ensure accurate site balancing.
12. Conduits or sleeves are not included.
13. Includes rough grade of building pads to 95% on a one-time basis. Fine grading, final compaction, specific density requirements and excavation of footers are not included.

14. Includes rough grading around building pads on a one-time basis. Fine grading around building pad after vertical construction is not included.
15. Installation of new silt fence or maintenance of existing silt fence is not included.
16. NPDES requirements by others. Contractor will maintain reports and will assist the entity deemed as the site-wide "Operator" only while onsite. Full responsibilities and legal limitations related to stormwater permit coverage will be outlined at time of award.
17. All concrete flatwork by others.
18. Fence, handrail, bollards, & guardrail by others.
19. No work is included on existing utilities.
20. Location, exploration and/or repairs to existing utilities are not included. Asbuilts of existing utilities are not included.
21. Paving prices are valid for 30 days from bid date and include 2 mobilizations.

ACCEPTED:
Contractor / Owner Name:

By: _____

Date: _____

BURGESS CIVIL, LLC

By: _____

Date: _____

NUCOR REBAR FABRICATION

| Project: | Date: |
|---|---|
| PJ132412A - M | 5/20/2026 |
| **Escalation Date:** | **Quote Valid Thru:** |
| 3/31/2027 | 5/27/2026 |

**Nucor Rebar Fabrication South LLC**
Frostproof - 863.608.5228
22 Nucor Drive
Frostproof, FL 33843

Attn: **Christian Schultz**
Company: PCL
Project Name: MANATEE COUNTY SERWRF
City, State: Bradenton, FL

## Supply Only Proposal

Nucor Rebar Fabrication South LLC (herein called the Seller) proposes to furnish the following materials including placing drawings, per mutually agreed upon schedule, in accordance with the CRSI Manual of Standard Practice (latest edition), subject to the terms and conditions of sale set forth below and any attachments hereto.

| Bid Item | Description | Pricing Method | Amount |
|---|---|---|---|
| 001 | Base Bid | Lump Sum | $1,569,967.00 |

**(Price Excludes All Applicable Taxes)**

**Pricing is based on shipments starting Jul 2026, and ending Jul 2027. Any dates to the contrary will be subject to a change in pricing.**

**Bid Item 001 - Base Bid - Includes the following:**

- Includes ASTM A615 Grade 60 Black Domestically Produced Reinforcing Steel F.O.B. jobsite.
- Includes Bar Supports per CRSI Manual of Standard Practice.
- Includes 387 SETS Lenton Formsaver Couplers.

**FORMSAVERS FOR FUTURE CONSTRUCTION -- DETAIL 0315-253**

**BASE MAT**
#10 FEMALE STRAIGHT X 6"-5" WITH COUPLER & FLANGE = 283 PCS
#10 FEMALE STRAIGHT X 8'-4" WITH COUPLER & FLANGE = 283 PCS

**WALLS**
#8 FEMALE STARIGHT X 4'-1" WITH COUPLER & FLANGE = 208 PCS- 20,231 LBS INCLUDED IN THE ESTIMATE WEIGHT

## Assumptions:

**NUCOR ASSUMPTION ADD:**

EXTEND AGS BASIN VERTICALS DOWN TO THE FDN MAT @ 4'-0" ON CENTER: **(ADD 2.81 TONS )**

DETAIL 0330-005 "WHERE THE DOWEL LENGTH INDICTAED ON THE DRAWINGS IS GREATER THAN REQUIRED LAP, WALL VERTICAL RENFORCING MAY BE EXTENDED DOWN TO THE TOP OF SLAB.

GC & THE IRONWOKERS WILL WANT THIS FOR SAFETY REASONS TO HOLD THE WALL MAT UP. ALL VERTICALS ARE #8@6" ON CENTER.

## Typical Exclusions:

Mesh or mesh supports, weldable reinforcing, dowel bar substitutes or formsavers, precast or prestressed items, smooth bars, Diamond dowels, spirals, MMFX, stainless steel, site work, miscellaneous site structures, eletrical duct banks or composite reinforcing UNO, detailing under supervision of a registered engineer, unloading and hoisting material, supports for bottom bars in foundations and S.O.G., caisson / piling reinforcing, construction joint dowels, additional reinforcing at any openings not shown on structural drawings, masonry reinforcing except dowels poured in concrete, BIM and 3D detailing, any items not shown and specifically called out on the design drawings. Any Standees under 12"s will be considered an accessory
shown and specifically called out on the design drawings.

## Job Specific Exclusions:

EXCLUDE ELECTRICAL DUCTBANKS -- DWG E00.044 (TYPICAL)
EXCLUDE GALVANIZED #4 BARS -- DWG S00.503 DETAIL 0315-201 (NONE INDICATED)

## Drawings:

**STRUCTURAL**
S00.001,002,501,502,503,504,505,506,507,508,509,510,511,512,513,514, S33.301,501,502, S34.201, S35.201,202,203,204,205,206,207,208,209,210,301, 302,501,502, S36.201,202,301, S90.201, S94.201,202,203- DATED JULY 2025 **ISSUED FOR CONSTRUCTION**

**Addenda**:ADDENDUM NO.1

**Specs:** SPEC SECTION 03300 CAST-IN-PLACE CONCRETE

## Pricing:

Payment Terms: Net 30 Days, subject to on-going review/approval.

For lump sum proposals, the above values given are an approximation based on plans and specifications as provided, and are not to be used to calculate a unit price.

NUCOR®
REBAR FABRICATION

| Project: | Date: |
|---|---|
| PJ132412A - M | 5/20/2026 |
| **Escalation Date:** | **Quote Valid Thru:** |
| 3/31/2027 | 5/27/2026 |

**Nucor Rebar Fabrication South LLC**
Frostproof - 863.608.5228
22 Nucor Drive
Frostproof, FL 33843

Attn: **Christian Schultz**
Company: PCL
Project Name: MANATEE COUNTY SERWRF
City, State: Bradenton, FL

Change order pricing will be at the current market price plus freight and, $100.00 per hour for additional detailing and / or estimating.

For unit price proposals, any weights shown are for information only and are not to be used for a lump sum price.
Redetailing / Estimating for change orders at $100.00 / hour plus applicable tax.

## Escalation:

Rebar prices are firm for material delivered by March 31, 2027. Beginning April 01, 2027 add $40.00 per ton for every three months for material delivered thereafter.

The price adjustment provided in this contract is independent of and provision in any State or Federal DOT program for steel escalation.
This proposal and any contract formed as a result of this proposal is not subject to any upward or downward price adjustment provided for by any State or Federal DOT provision for steel escalation unless otherwise stated herein.

## Freight:

A charge of $650.00 per load will apply after the first (75) loads.
Quote is based on full truck load quantities (36,000 lbs). All deliveries that fall short are subject to an additional freight charge.
Any deliveries requested outside delivery times (Monday-Friday 6am - 3pm), excluding holidays are subject to an additional charge.
All returned/cancelled deliveries are subject to a re-delivery fee to be determined at the time of re-shipment.
Trailers will not be dropped at jobsite unless agreed upon at time of sale.
Nucor Rebar Fabrication reserves the right to add a fuel surcharge during the length of the contract due to rises in fuel costs.
Deliveries: 2 hours waiting time with buyer to unload, additional detention time @ $200.00 per hour.
Trailers will not be dropped at jobsite unless previously agreed to by buyer and seller prior to entering into a contract.

## Conditions:

Prices are offered for acceptance within 7 days of the date noted above, after which this proposal is null and void.
Change Orders between buyer and seller will be resolved within 45 days, otherwise accepted as written.

NUCOR® REBAR FABRICATION

| Project: | Date: |
|---|---|
| PJ132412A - M | 5/20/2026 |
| **Escalation Date:** | **Quote Valid Thru:** |
| 3/31/2027 | 5/27/2026 |

**Nucor Rebar Fabrication South LLC**
Frostproof - 863.608.5228
22 Nucor Drive
Frostproof, FL 33843

Attn: **Christian Schultz**
Company: PCL
Project Name: MANATEE COUNTY SERWRF
City, State: Bradenton, FL

## TERMS AND CONDITIONS OF SALE

**Terms of Sale:** Payment Terms – Subject to on-going credit approval: Net 30 days from date of invoice. Interest will be charged on all past due balances per the maximum rate allowed by law. Legal fees and costs will be paid as awarded to the prevailing party in the event of a legal dispute. Seller reserves the right to stop Work or demand security as required. Buyer agrees to pay Seller in accordance with the escalation policy as specifically identified in this proposal. "Work" is hereby defined as the performance of all work as listed above and included in any accepted Agreement, plus any changes, acceleration/out of sequence work, damages, escalation and costs incurred for the cause or benefit of Buyer or others.

**Acceptance:** Prices of individual bid items are subject to renegotiation if Buyer elects not to accept this complete proposal as presented. If Seller is requested to proceed with the work prior to the execution of a mutually agreed Contract, or if the work is completed prior thereto, the Terms and Conditions herein shall govern pending said Agreement. No assignment of this proposal shall be made without our prior written consent. We reserve the right to sublet portions of our Work.

**Schedule:** Seller's price is based upon detailing, fabrication, and placing on a normal 5-day, Monday to Friday, 40 hour work week, daylight hours unless explicitly noted on the face hereof. Performance will be based on bid documents as provided for tender and industry standards/CRSI. Schedule and schedule changes to be mutually agreed. Buyer to provide Seller (48) hours' notice of cancellation or modifications to schedule deliveries, Buyer agrees to provide adequate notice for workmen required at the jobsite and sufficient work for at least one full shift. Detailing submittals will be sequenced in a manner appropriate to the construction schedule.

**Back Charges/Shipping Discrepancies:** No charges for labor or materials furnished by the Buyer shall be allowed as a credit unless authorized in writing by Seller within ten (10) days of said occurrence. After a twenty four (24) hour period, all loads will be assumed to be verified.

**Safety:** Buyer will provide at no cost to Seller, general jobsite conditions conforming to OSHA standards and local governing authorities, including, but not limited to, adequate protection to ensure the safety of those working above reinforced steel as required, furnishing and installation of rebar safety caps or other OSHA compliant impalement hazard protection as required; Detection of/protection from underground and other utilities; Safe access, signage and other required warnings, flagging, barriers/barricades, general site and task lighting as required; Shoring, fall-protection anchorage points, walkways, approved scaffolding and staging in place as required, trenches, rails, snow and ice removal, all weather truck access; safe access to points of storage and work, etc. all as required.

**Insurance:** General Liability insurance will be provided solely for work performed by Seller and/or its engaged parties. Seller is not providing insurance for any liabilities that exceed Seller's responsibilities and/or liabilities. Additional insured Endorsements may limit liabilities to those assumed under the Agreement and exclude Professional Liabilities. XCU, subsidence, Professional Liability, Aircraft, Pollution Liability and mold coverage are excluded as not applicable to this trade. A broad coverage manuscript policy is provided in lieu of ISO descriptions and forms. Additional coverage or alternate requirements not set forth herein are subject to mutually agreement, availability, and any additional costs. Self-insured limits must be accepted as provided and any related security substitution requirements waived. Seller excludes Builders Risk Insurance and return receipt-requested notices for all certificates of insurance. Compliance requirements for any hired sub-contractors are subject to availability.

**Project/Owner Information:** Contractor agrees to provide Seller with any pertinent Project/Owner information, as reasonably requested.

## CONDITIONS OF SALES EXCLUDED

**"Pay if paid" or "Pay when paid"** conditions precedent for all properly completed work, including base scope of work, changes, acceleration/out of sequence work, damages, escalation and costs incurred for the cause or benefit of Buyer or others("Work"); Retention exceeding the rate withheld by Owner; Retention on F.O.B. items.
**Indemnification**, claim, and defense liabilities, responsibilities or damages exceeding any proportionate extent of cause by Seller's active negligence or willful misconduct.
**Minority**, DBE, DVBE, SBE, WBE and other special hiring status content, affiliation, or contribution to such requirements.
**Risk, liabilities** and responsibilities arising from existing conditions and preceding work exceeding visual inspection, including, but not limited to, field measurements, surveying, layout, forming and materials supplied by others; Costs arising from differing conditions and/or requirements from plans or drawings or bar lists provided for performance.

**Design engineering** and related Professional Liabilities and responsibilities; Costs and damages due to varying conditions and requirements.
**Waiving any rights** of dispute or redress; Costs/risks of claims against Owner for undisputed portions of our Work.
**Forms and information** requirements not mutually agreed; Unconditional forms of release in advance of receipt of funds; Releases that fail to exclude pending changes, unpaid balances, and retention as applicable; Releases for claims unrelated to payment for work performed; Non-conforming forms of waivers and releases within States that provide Statutory release language.

**Reports, waivers**, and other forms and contractual obligations related to bulk suppliers to our inventory stock who do not have lien rights.
**Warranties** exceeding Seller's scope of responsibilities or one (1) year; Guaranties of work performed by others; any forms of warranties, express or implied, of merchantability or fitness for purposes intended.

**Risks and responsibilities** for equipment and/or employees of Buyer or others providing services, or manning equipment used in connection with, but not within, Seller's scope of Work.

**Liquidated and delay damages** exceeding actual damages incurred, our scope of responsibility and/or our proportionate extent of cause, and for Force Majeure; Property damage, remedial work and/or replacement of Work and the work of others to the extent made necessary by others or Force Majeure.
**Increased labor and material** costs and/or damage in the event of project suspension or delay.
**General Liability** credits for any wrap-up insurance programs.
**Prime contract terms**, conditions, and scope in addition to, and/or in conflict with, a mutually agreed contract and Seller's scope of work and responsibilities as described herein.

Reports, submittals and data requirements not applicable to our trade, reasonably required or mutually agreed; Release of proprietary or other confidential information and records as governed by the U.S. Security and Exchange Commission rules for a publicly traded company.
**Any portion of fines or penalties** exceeding the extent of cause by Seller; Any increased, surcharged or escalated portion of fines incurred by Buyer.

ANY ATTACHMENTS HERETO, CONTAIN IMPORTANT TERMS AND CONDITIONS THAT ARE PART OF THE PROPOSAL AND OF ANY CONTRACT RESULTING THEREFROM. PLEASE READ ANY ATTACHMENTS HERETO.

The above Proposal is accepted
Customer: Christian Schultz
Company: PCL

BY: Nucor Rebar Fabrication South LLC
Salesperson: Mike Xeroteres
Email: Mike.Xeroteres@nucor.com
Cell: 863.608.5228

Signature _____ Signature _____

Print Name _____ Print Name _____

Date _____ Date _____

**ATLANTIC CONCRETE WASHOUT, INC. CUSTOMER PROFILE & pricing agreement,**
**wayneh@acwncw.com 352-345-9502,, wayne hutchins**

**Atlantic concrete washout southern.. 16877 E Colonial dr suite 410 Orlando fl**

## JOBSITE INFORMATION-☐Roadway ☐Residential ☐Commercial

| Job site name | JOB #:<br>PO #: | TODAY'S DATE |
|---|---|---|

| JOBSITE STREET ADDRESS | CITY | STATE | ZIP |
|---|---|---|---|

| JOBSITE CONTACT NAME/PHONE | JOBSITE CONTACT EMAIL |
|---|---|

## CUSTOMER INFORMATION

| LEGAL COMPANY NAME | | | |
|---|---|---|---|
| STREET ADDRESS | CITY | STATE | ZIP |
| **BILLING ADDRESS (IF DIFFERENT)** | CITY | STATE | ZIP |

| MAIN PHONE NUMBER | MAIN FAX NUMBER | FED TAX ID# |
|---|---|---|
| NAME OF PRIMARY BILLING CONTACT | BILLING EMAIL | BILLING CONTACT'S PHONE NUMBER |

ADDITIONAL BILLING EMAILS

## *Payment Information-Please see attached*

## PRICING INFORMATION

| **CONCRETE WASHOUT SERVICE** ☒ | **WASHOUT SERVICE** ☐ | **ADDITIONAL SERVICES/CHARGES** |
|---|---|---|
| BIN DROP or SWAP or PICKUP: (PER BIN PER SERVICE)<br>**$395.00** | | To avoid incurring a dead run or trash fee please make sure that the container is free of trash and other unauthorized materials and the path to the container is clear.<br><br>IF THERE IS TRASH IN YOUR CONTAINER AT THE TIME OF PICKUP YOU WILL BE CHARGED WITHOUT EXCEPTION. |
| BIN PUMPOUT – WATER<br>**395.00,,**<br>Free if on site | BIN PUMPOUT – SLURRY<br>:<br>*Slurry is any liquid material placed into washout container other than normal water. | TRASH OR OTHER UNAUTHORIZED MATERIALS IN CONTAINER:<br>**$395.00** |
| BIN RELOCATE: **395.00 NC if on site** | | DEAD RUN:<br>**$395.00** |
| BIN USAGE FEE: **$95.00** | | SAME DAY/NIGHTS/WEEKENDS/SOLID/OVERSIZED/OVERLOAD:<br>**$350.00** |
| BIN USAGE FEE PERIOD**: MONTHLY** | | ENVIRONMENTAL SERVICE FEE: **$25.00**per bin/service |
| MILES TO JOB SITE FROM NCW YARD:<br>**50m** | | **OVERLOADED/OVERSIZED/SOLID** |
| FUEL SURCHARGE: **14%** | | **CONTAINER OVERLOADED MORE THAN 1" OVER THE TOP EDGE OR EXCEEDS 30" IN ITS LARGEST DIMENSION**<br>**$350.00** |
| ADDITIONAL INSTRUCTIONS:<br>Stand By Time: Every 15 minutes our driver has to wait to perform service we will charge you **$50.00** | | **10 wheel roll off trucks are equipped to vacuum out 4" of standing water which is equivalent to 300 gallons. If there is more than 4" of standing water, a separate vacuum truck will need to be dispatched and an additional charge will be invoiced.** |

## GREEN BUILDING/LEED INFORMATION (ONLY REQUIRED FOR GREEN CERTIFIED DOCUMENTATION)

**IS THIS PROJECT A GREEN BUILDING/LEED PROJECT? YES ☐ (Please complete the info below) NO ☐**

**WEIGHT TICKET REQUIRED? YES___ (if yes, each weight ticket will be an additional $50.00) NO___**

| LEED AP OR AUTHORIZED REP | E-MAIL ADDRESS |
|---|---|
| PHONE NUMBER | FAX NUMBER |

## AUTHORIZED SIGNATURES

Conditions: **PLEASE READ ENTIRE AGREEMENT CAREFULLY Payment terms are Net 30 day upon credit approval. Balances carried past the due date or over established credit line will cause your account to be placed on hold and no service will be performed until account is brought up to date. The customer hereby agrees to pay all collection and legal fees if such action be necessary, as well as any Non-sufficient fund charges as allowed by law in the event of a returned check. By signing below I affirm that I have read these conditions and hereby agree to them.**

| ATLANTIC/NATIONAL CONCRETE WASHOUT SALESPERSON (PLEASE PRINT) | ATLANTIC/NATIONAL CONCRETE WASHOUT SALESPERSON (SIGNATURE) | DATE |
|---|---|---|
| Wayne Hutchins | KWH | |
| AUTHORIZED CUSTOMER (PLEASE PRINT) | AUTHORIZED SIGNATURE (SIGNATURE) | DATE |
| | | |

w

ATLANTIC CONCRETE WASHOUT, INC. NATIONAL CONCRETE WASHOUT

# NEW PAYMENT OPTIONS

4 payment options are available for your invoices for our company.

1. Make payment online when any invoice is sent to your email, by options given.

2. Pay by ACH using our bank account-Please email Donnag@acwncw.com for bank information, remittance information must be emailed to same email to apply payment correctly.

3. Set up E-check option which is a payment that will be withdrawn directly from your bank account, at your time frame, determined by an email by you, once you have reviewed your invoices. E-mail Donnag@acwncw.com for a one-time set up to keep your information secure.

4. Pay by check and mail to address on invoice.

All payments are Net 30-day terms.

# US AMERICAN CONCRETE

7000 NW 53 TERRACE
MIAMI, FL 33166
PHONE: (786)255-8624
WEBSITE: usamericanconcrete.com
EMAIL: pump@usamericanconcrete.com

# SERVICE PROPOSAL

Customer: PCL WIG
Attention: CHRISTIAN SCHULTZ
Address: 1 N. DALE MABRY
City: TAMPA State: FL Zip-Code: 33609
Phone: 813-493-7727 Email: ceschultz@pcl.com b.naramore@pcl.com

Date: 10-28-25 Quote Valid: 10-28-25
Jobsite Name: SEWRF CAPACITY IMPROVEMENTS PHASE B
Jobsite Address: 3331 LENA RD.
City: BRADENTON State: FL Zip-Code: 34211

| PUMP | $/HOUR | $/YARD | PUMP | $/HOUR | $/YARD |
|---|---|---|---|---|---|
| 2" Trailer Pump | $119.00/Hour | $3.99/Yard | | | |
| 3" Trailer Pump | $144.00/Hour | $4.25/Yard | 47 Meter (150') | $179.00/Hour | $2.99/Yard |
| 3"-5" HP Pump | $179.00/Hour | $4.29/Yard | 52 Meter (170') | $229.00/Hour | $3.29/Yard |
| 28-32 Meter (95'-105') | $129.00/Hour | $2.49/Yard | 58 Meter (190') | $269.00/Hour | $3.99/Yard |
| 34 Meter (115') | $135.00/Hour | $.2.59/Yard | 61 Meter (200') | $299.00/Hour | $4.29/Yard |
| 36 Meter (120') | $139.00/Hour | $2.69/Yard | 65 Meter (220') | $395.00/Hour | $6.00/Yard |
| 40 Meter (135') | $149.00/Hour | $2.89/Yard | 70 Meter (230') | $450.00/Hour | $6.50/Yard |
| | | | 75 Meter (245') | $500.00/Hour | $7.00/Yard |

**Notes:**

**PLACING BOOMS, REMARKS, DESCRIPTIONS, DIRECTIONS, MISCELLANEOUS**

1) 200' standard system with 2", All 3"-5" system billed at $3.00 per linear foot. (Additional labor required) 2"over 200' will be billed at $3.00 per linear foot
2) Primer Pack at $25.00 required for all pumps.
3) Helper priced at $75.00/Hour per man.
4) There will be an additional 12% Fuel Surcharge on the total invoice of all concrete pumps.
5) There is a 4-hour minimum, and 1-hour travel for all concrete pumps.
6) There is a $5,000.00 minimum charge for all 70-meter and 75-meter orders.
7) There will be an additional 20% charge on the total invoice of all concrete pumps for certified payroll jobs, CCIP and OCIP.
8) US American Concrete finishing square footage prices are based on 8-hour days per man. Overtime beyond 8 hours will be charged at the straight hourly overtime rate.
9) US American Concrete to finish one standard stair in square foot finishing pricing. All additional stairs and stairs not poured with slab to be billed separately, by the man.

**Payment Terms: Paid Upon receipt of Invoice.**

**This proposal includes the following conditions:**

a) Accepting a copy of this proposal without signing it and placing a future order constitutes acknowledgement and acceptance of all terms and pricing on the latest quotation.
b) Customer will designate an area for prime-out and clean-up of pumps. US American Concrete will not be responsible for clean-up as a result of failure to have such area designated or from concrete mixer driver overfilling pump hopper.
c) Customer is solely responsible for protecting/cleaning the jobsite surroundings in case of concrete splatter, over spray, and/or blown concrete hoses, etc. US American Concrete is not responsible for protecting/cleaning finished walls, decks, slabs below the ones being finished or any other exposed surfaces.
d) Protection of finished deck and stairs is the responsibility of the contractor.
e) Customer is solely responsible for ordering, bumping, halting delivery on the concrete to the job as well as late arrival of concrete, un-pumpable mix designs, and assumes all responsibility for addition of water while on the jobsite and respective concrete strength designs.
f) Contractor to provide protection on metal railings when pouring stairs.
g) Beams and upturn beam greater than 2' are considered vertical pours. Vibration in these areas is the responsibility of the contractor.
h) Rebar/electric chair or conduit spacing must be greater than 2" for proper vibration and penetration of aggregate.
i) Contractor to provide 2' walkway around perimeter of all working decks for proper edge/ depression finishes for access and safety.
j) Contractor to supply light for all early/late pours.
k) All Saturday, Sunday, or Holiday pours will be charged an additional $99.00 per hr.
l) Contractor to provide adequate access for the pump truck to the nearest point of placement. US American Concrete will not be responsible for damage to the property line inside the curb line.
m) All tows and parking to paid by customer due to improper jobsite pump access or terrain.
n) 2-hour notice of cancellation required for all orders. If timely notice is not given, 4-hour minimum will be charged, regardless of reason.
o) Contractors to have his authorized representative on deck throughout the pour. Contractor will also provide a man to back up the mixer truck to the hopper when necessary. Contractor to supply water, water hose, and a man on deck to wet deck ahead of pour.
p) The company is not responsible for weather damaged slab or damage to the slabs caused by others. US American Concrete will do its utmost to correct such problems. However, contractor agrees to pay prevailing hourly rate per man and supply all necessary approved materials or reimburse US American Concrete.
q) Contractor agrees that US American Concrete reserves the right to perform its own repair work and further agrees to give US American Concrete 72 hour notice to properly inspect and commence any repair. Any back charges for repairs performed by others will not be accepted unless prior written and time the notice is given. In any event, contractor agrees that back charges are not to exceed US American Concrete's finishing bill for that day.
r) US American Concrete is not responsible for layout field measurements supplied by others. Contractor's representative will schedule billing square footage 24 hours prior to the pour. However, if actual square footage is greater, contractor will be billed the difference and quality of work will not be guaranteed.
s) Contractor to provide hoisting of all equipment to and from all deck decks.
t) Contractor to provide fall protection and guard rails on all elevated pours. Contractor assumes all fines from failure to provide such.
u) The contractor agrees to follow all OSHA regulations pertaining to providing a safe work environment. Contractor agrees to pay all municipal and OSHA fines that may be incurred by US American Concrete as a result from the failure of contractor to provide this safe work environment.

# SERVICE PROPOSAL


**US AMERICAN CONCRETE**
7000 NW 53 TERRACE
MIAMI, FL 33166
PHONE: (786)255-8624
WEBSITE: usamericanconcrete.com
EMAIL: pump@usamericanconcrete.com


| **This quotation supersedes all prior agreements or understandings written or oral. The contractor whose name appears above accepts receipt of these prices and acknowledges acceptance of the conditions above. Accepting a copy of this proposal without signing it and placing a future order constitutes acknowledgement and acceptance of all terms and pricing on this quotation.** | |
|---|---|
| Contractor Name: | Prepared By: JOHN SMALLWOOD |
| Contractor Signature: | Prepared Date: 10-28-25 |
| Date: | |

V.01/19

QUIKRETE
What America's Made Of
CONSTRUCTION MATERIALS

Quote Number: **Q10038130-0**
Created On: 11/3/2025
Quote Expires On: 12/3/2025

**Project:** **Manatee Co. SEWRF Imp Ph B**
Project Address: ,

Estimated Start Date: 1/1/2026
Project End Date: 1/31/2027

Customer Service:
Sales Office Address: ,

**Account**: **PCL CONSTRUCTION INC**
Account Number: 18042
Contact: Bill Naramore
E-mail: wenaramore@pcl.com
Phone: 813-425-1459

## MATERIAL PRICING

| Item Code | Description | Quantity | Unit Price |
|---|---|---|---|
| **35CNX309** | **3500 PSI Regular - CMD3, add fiber CMD4**<br>*Escalator of $8.00 effective 4/1/2026 recurring every 6 months* | 250 CY | $160.00 |
| **35CNX309H** | **3500 PSI Regular w.hrwr - CMD3, add fiber CMD4**<br>*Escalator of $8.00 effective 4/1/2026 recurring every 6 months* | 1 CY | $164.00 |
| **30SNG515** | **3000 PSI Coarse Masonry Grout ASTM C476**<br>*Escalator of $8.00 effective 4/1/2026 recurring every 6 months* | 1 CY | $160.00 |
| **40SNX590** | **4000 PSI Small Rock Pump Mix - CMD1**<br>*Escalator of $8.00 effective 4/1/2026 recurring every 6 months* | 250 CY | $171.00 |
| **40SNX590H** | **4000 PSI Small Rock Pump Mix w.HRWR - CMD1**<br>*Escalator of $8.00 effective 4/1/2026 recurring every 6 months* | 1 CY | $175.00 |
| **45CNX653** | **4500 PSI Regular - CMD1 & CMD2**<br>*Escalator of $8.00 effective 4/1/2026 recurring every 6 months* | 1 CY | $173.00 |
| **45CNX653H** | **4500 PSI Regular w.hrwr - CMD1 & CMD2**<br>*Escalator of $8.00 effective 4/1/2026 recurring every 6 months* | 500 CY | $177.00 |
| **50SNX532** | **5000 PSI Small Rock pump Mix - CMD2**<br>*Escalator of $8.00 effective 4/1/2026 recurring every 6 months* | 1 CY | $177.00 |
| **50SNX532H** | **5000 PSI Small Rock Pump Mix w.hrwr - CMD2**<br>*Escalator of $8.00 effective 4/1/2026 recurring every 6 months* | 1 CY | $180.00 |
| **40GNG9** | **Pump Primer Grout**<br>*Escalator of $8.00 effective 4/1/2026 recurring every 6 months* | 1 CY | $250.00 |

## SUNDRIES AND SURCHARGES

| Item | Comments | Price | Unit |
|---|---|---|---|
| **ENVIRONMENTAL FEE PER CYD** | ENVIRONMENTAL FEE PER CYD | $1.50 | PCY |
| **FUEL FEE PER CYD** | FUEL FEE PER CY | $6.00 | PCY |
| **MIN LOAD NO CHARGE** | | $0.00 | CY |
| **MIN LOAD NO CHARGE** | | $0.00 | CY |
| **Additional Products & Services** | | | |
| **FIBER 1.5 LBS PER YARD** | | $10.50 | PCY |
| **PUMP PRIMER FEE** | | $250.00 | EA |
| **XYPEX C-500 NF RED WP** | | $75.00 | EA |
| **2.0 GAL ECLIPSE FLOOR 200 SRA GCP** | | $50.00 | PCY |
| **ICE LB** | | $1.25 | LBS |

| | |
|---|---|
| Quote Number: | **Q10038130-0** |
| Created On: | 11/3/2025 |
| Quote Expires On: | 12/3/2025 |

| | | | |
|---|---|---|---|
| **Concrete Testing Fee** | Concrete Testing Fee will be needed for if ASR or Shrinkage testing is required. | $1,500.00 | EA |

**Respectfully,**

**FL- Sarasota**

**Sales Rep:** # Ronald.Hurn
**Phone:**
**Email:** Ronald.Hurn@quikrete-readymix.com

**Customer Acceptance**

**Signed by:**

**Date:**

__*Taxable* __*Tax Exempt (Attach Certificate)*

Quote Number: **Q10038130-0**
Created On: 11/3/2025
Quote Expires On: 12/3/2025

## CLAUSES

In the event of material shortages from our supplier(s), to meet the demand of the project schedule, we are advising you in advance that a price adjustment may be required. You will be notified. Please make the necessary budget adjustments as we move forward with your project. Any questions related to this please contact your salesperson and we will be glad to discuss.

## Terms and Conditions

1. This quotation is void unless accepted within 30 days from the date hereof and unless continuous shipment is started within 30 days from date of order.
2. If during the life of a contract set forth by this proposal, the purchaser's financial responsibility or credit standing becomes impaired or his method of paying accounts become unsatisfactory to the seller, the seller reserves the right to require the purchaser to make payment in advance or give satisfactory security or guarantee that the invoices will be promptly paid when due and if the purchaser fails to do so, the seller reserves the right to cancel the contract.
3. The prices quoted herein will be increased to cover any municipal, county, state, or federal tax levied after the date of this quotation.
4. Ready-mix concrete is charged to the purchaser's account when loaded into the truck at the seller's plant and is not returnable for credit.
5. This quotation and the prices quoted herein shall be valid only as to concrete delivered for the performance of the original scope of work in the purchaser's contract to which this quotation pertains. As to any work added to the purchaser's contract, seller shall have the right to negotiate the price, and conditions thereof, or to cancel the contract as to such work.
6. Prices and quantities are based on the wet volume at the time of discharge from the delivery truck.
7. Prices quoted herein are for delivery between the hours of 8:00 a.m. and 6:00 p.m., Mondays through Fridays. Additional charges may be made for delivery during other than the hours noted above, or on Saturdays, Sundays and Legal Holidays. Prices for overtime or holiday deliveries will be quoted on request.
8. The purchaser agrees to give the seller reasonable notice of the time and rate of deliveries. All deliveries will be made on the best of the seller's ability and dispatch, but no claims will be allowed because of delay in delivery.
9. It is understood by purchaser that seller must purchase materials from sources which are occasionally limited, and the inability of seller to obtain such materials shall excuse seller's obligation to furnish any concrete committed hereunder which requires use of such materials.
10. The seller will not be liable for failure to make delivery when prevented by strikes, or any other labor trouble, accidents, or necessary repairs to machinery, fires, floods, or by acts of God, including but not limited to any causes beyond the seller's control.
11. The seller agrees to make delivery to the most accessible point over suitable roadways provided by the purchaser. The purchaser assumes all liability for damage to sidewalks, driveways, or other property, incurred as a result of deliveries beyond the curb line. Seller reserves the right to refuse to make delivery where such delivery may damage seller's truck.
12. An unload period of 5 minutes per cu. yd. will be allowed at the job site, based from the time the truck arrives at the job site. Trucks held in excess of the allowable unloading time may be billed to the purchaser.
13. Purchaser is allowed one piece load to complete a given pour; otherwise, charge will be made for trips of less than full loads.
14. Cement shall be Type 1L or Type I / II regular Portland cement, seller's option, unless specifically noted above. Variations from this type will be quoted on request.
15. Quikrete Construction Materials makes no warranty except that the concrete furnished will meet the strength requirements for the project as set forth in the contract documents. All other warranties whether express or implied are hereby rescinded. This express limited warranty may not be modified or expanded unless done so in writing and signed by an officer of the company, and no agent of the company has authority to modify this limited warranty by oral representation or otherwise.
16. PURCHASER'S REMEDY FOR ANY BREACH OF CONTRACT OR WARRANTY HEREUNDER SHALL BE LIMITED, at seller's option, to the furnishing and delivery of replacement concrete, or a refund of the contract price. Purchaser shall only be entitled to and seller shall only be liable for replacement or refund, as outlined above.
17. The brand of cement used will be seller's option.
18. The seller agrees to use admixtures in accordance with the manufacturer's recommendations or as amended by the architect's or engineer's specifications, but will not assume any responsibility or the effect of such admixtures on the concrete before or after delivery.
19. All concrete shall be batched, mixed and delivered in accordance with requirements of ASTM Specifications C - 94 for ready-mixed concrete. Cement and aggregates shall meet the requirements of the applicable ASTM and AASHTO standard or specifications.
20. The purchaser's use of the prices quoted hereby, or any later modifications thereto agreeable to both parties, in submitting any quotation or bid to others, shall constitute an acceptance of the offer made hereby, with all terms and conditions stated herein. To the extent any purchase order thereafter issued by purchaser is inconsistent herewith, this quotation shall govern the obligations of the parties.
21. The seller is not responsible for the slump, strength or quality of any concrete to which water or any other material had been added by the purchaser of his agent or at his request. The seller has no control over the placing or handling of concrete after unloading and will not be responsible for placement, finishing, initial and final curing, placement of joints at proper spacing, and any aesthetic concerns/issue's (such as cracks, discoloration, etc.) that may arise in the plastic and hardened state where the concrete has been used or is used.
22. Designs for ready-mixed concrete will be made to produce 27 cu. ft. yield per cu. yd. and the specified strength. The seller does not assume liability in connection with any design by other than the seller to produce 27 cu. ft. yield or specified strength.
23. Cost of testing is to the account of the purchaser.
24. Any stated or implied guarantee of concrete strength by the seller is contingent on all concrete testing work and subsequent evaluation of concrete test results being performed by the purchaser in full compliance with all provisions in the applicable ASTM, AASHTO and ACI standard or specification. No cost of any concrete testing is for the account of the seller except as may be required in referenced standards or specifications.
25. ARBITRATION AND CLASS ACTION WAIVER: In the event of any dispute, claim, question or disagreement ('Claims") arising from or relating to the transactions contemplated hereby, the parties agree to consult and negotiate with each other and attempt to reach a just and equitable solution reasonably acceptable to both parties. If the parties do not reach such a solution within a period of 60 days, then, upon written notice by either party to the other, all disputes, claims, questions or differences shall be finally settled by arbitration administered by the American Arbitration Association in accordance with the provisions of its Construction Industry Arbitration Rules. Such arbitration shall proceed solely on an individual basis without the right for any Claim to be arbitrated on a class action basis or in a purported representative capacity on behalf of others. The arbitrator's authority to resolve and make written awards is limited to Claims between the parties alone. Claims may not be joined or consolidated unless agreed to in writing by all parties. No arbitration award or decision will have any preclusive effect as to issues or claims in any dispute with anyone who is not a named party to the arbitration. Notwithstanding any other provision in these Terms and Conditions, and without waiving either party's right of appeal, if any portion of this 'Arbitration and Class Action Waiver" provision is deemed invalid or unenforceable, then the entire provision (other than this sentence) shall not apply.
26. Except to the extent required by applicable law or regulation, purchaser agrees to keep this quote and the price quoted herein confidential and shall not publish, make available or otherwise disclose this quotation or the price quoted herein to any third party except in connection with the sale or prospective sale of purchaser’s goods, materials or services.

# PROPOSAL

American Blue Star Reinforcing
17633 Gunn Hwy #170
Odessa, Fl. 33556
Phone: (813) 733-1987

Date: 11/10/2025
Contact: Doug Jordan
Cell: (813) 733-1987
djordan@absreinforcing.com

Proposal: DJ401-25FL R

To: PCL Construction Inc.
Address:

Project:

Lake Manatee WTP Phase B

Attention: Bill Naramore
Phone: 813-425-1459
Email: WENaramore@pcl.com

# SCOPE OF WORK

This Agreement is between American Blue Star Reinforcing (hereinafter called "Subcontractor") and PCL (hereinafter called "Contractor") and is subject to the terms and conditions as follows:

Furnish Labor to install reinforcing steel for the above-referenced project, all in accordance with the Structural drawings and specifications from the Following: Bid Submittal set of plans Dated APRIL 2023

The Contractor agrees, in consideration of the performance of this agreement by the Subcontractor, to pay, or to cause to be paid to the Subcontractor, sums of money computed as follows:

| | |
|---|---|
| **Unit Price Install Reinforcing.** | 555 / Ton |
| **Unit Price Install Reinforcing Pipe Encasement** | 1200 / Ton |
| **Unit Price Supply Reinforcing** | 1338 / Ton |

*Taxes not Included*

*Prices are based on shipments starting April 1 2026, Prcies maybe subject to increase thereafter.Any increases will be based on and equal to the amount of the mill increases.*

Unless agreed otherwise, it is understood that the work will be performed during a **40** hour work week (i.e., Monday through Friday - 8 hour day). If additional time or premium time or an acceleration is required to complete the work, through no fault of Blue Star, Than contractor is responsible to pay all premium at an additional rate of **$75** per hour

Proposal is only valid for 15 days from the date of the proposal. After this date the proposal will be subject to reconfirmation by the seller and repricing based on market conditions.
If ABSR recieves LOI from PCL than ABSR reserves the right to review all aspects of project scope, schedule, constructability, ect. with PCL before official acceptance of such LOI.
*ABSR = American Blue Star Reinforcing*

**ABSR Condsiderations:**

1) Project wage rates are not based on Local Davis Bacon
   If it is determined that a prevailing wage is other than above mentioned, than ABSR reserve the right to be compensated for the diffrence of the prevailing & bid wage if needed.
2) No badging or permit fees.
3) ABSR to be given access to Suppliers shipping and release log as well as submittals status.
4) ABSR to be paid its monthly progress billing in full 30 days from Invoice date
5) ABSR to be paid its final contract and retention (If Held) in full after 30 days upon the final Invoice date.
6) Retention to be 5%
7) Pour breaks and sequence to be mutualy agreed upon.

**Specific Exclusions**

1) Augercast Piles
2) Site Walls or Site work
3) Generator Pads
4) Crane Pad and Tie Backs
5) Sidewalk and electrical duct Encasements
6) Drainage Structures
7) PARKING
9) Male Formsavers

All other Exclusions see on page 5.

1 hour unloading time allowed per delivery, additional time will be charged at $150 per hour for each hour or portion thereof.

Rebar & PT Contract/Estimated quantities to be forwarded to Subcontractor before mobilization.
ABSR to be paid its contract in full every 30 days upon the final inspection and approval.
Contractor will provide grades, lines, and rigid templates.

# CONDITIONS OF AGREEMENT

1. Contractor agrees to give Subcontractor 24-hours notice for workmen at job site and schedule work for a full day.

2 Contractor agrees that all forms and templates will be in place before installation, except those forms or other materials that will hinder the installation.

3 Contractor agrees to establish all levels and datum lines, elevations, openings, and dowel outs.

4 Contractor will provide clear access roads and ramps for unloading of trailer/truck deliveries to within 50 feet of point of installation, and reasonable storage areas.

5 Contractor will provide grades, lines, and rigid templates.

6 Contractor will provide sanitary facilities.

7 Contractor will provide reasonable working areas, with proper scaffolding in place, where applicable.

8 Hoisting: the general contractor shall provide, at no cost to the Subcontractor, properly manned hoisting facilities for the hoisting or lowering of men, materials and equipment, including but not limited to, that hoisting or lowering required for unloading, distribution, and placement of pre-assembled units.

9 Contractor agrees to provide copies of all contract documents in quantities as reasonably requested by the Subcontractor at no cost to the Subcontractor.

10 Contractor agrees to provide copies of all shop drawings, bar lists, and receiving tickets for all materials necessary in the pursuit of this Subcontract in quantities as requested by the Subcontractor at no cost to the Subcontractor. Contractor shall allow Subcontractor rights to work with steel supplier directly, and agrees to do so by acceptance of this Proposal.

11 Working schedules to be made by mutual agreement of the Contractor and Subcontractor to conform to Contractor's master schedule. In event duration times are provided by Subcontractor, it is agreed that time starts only when work areas are provided ready to receive installation in all respects, in accordance with OSHA and State safety regulations.

12 Reinforcing steel will be bundled and tagged for each pour. Any and all revisions to be described, in writing by the Architect/Engineer.

## ***EXCLUDED BY SUBCONTRACTOR AND FURNISHED BY GENERAL CONTRACTOR***

1. Cost of inspection, testing, permits and/or fees.
2. Cost of performance and/or other bonds, all penalties, or liquidated damages.
3. Inserts, sleeves, smooth dowels, or threaded reinforcing steel or rods.
4. Cleaning, cutting, straightening or rework of existing reinforcing steel.
5. cutting, drilling, grouting, dry-packing, epoxying of reinforcing steel.
6. Burning of structural steel to pass reinforcing steel.
7. Liability against loss of reinfrocing steel due to strikes, accidents, water, flood or other acts of God, and the repair or replacement of same.
8. Protection, painting, greasing or wrapping of reinforcing steel or smooth dowels.
9. Fabricated reinforcing steel, or other permanent materials.
10. OSHA requirements for exposed reinforcing steel ends.
11. All welding and mesh wrapping.
12. Field bending of any reinforcing steel.
13. Blocking, chairing and/or pulling of wire mesh.
14. Hoisting or lowering of men and materials, including pre-fabricated units.
15. Support steel and concrete accessories for reinforing steel.
16. support steel and accessories for post-tensioning manterials.
17. Any applicable sales or use taxes.
18. All splicing devices.
19. Firm, level, sub-grade at elevation shown on drawings.
20. All dead men and cables for guying if required.
21. Separate pour watchman, or safety, quality, or traffic control personnel or the added cost of composite crew clean-up peronnel.
22. Disposal or removal of trash, debris, etc.
23. Installation of masonry steel above dowels.
24. Moving or double-handling reinforcing steel from lay-down yard.
25. Protective covering of stored steel, if applicable.
26. Removal, grinding and/or patching of staples, nails, bolts or any other device used for the placement of concrete reinforcement accessories.
27. Generally, all mechanical couplers and mesh are excluded unless a price is specifically addressed for those items.
28. Beam bolsters to run longitudinally with beam bottoms.
29. Site-Specific safety tools, clothing and/or orientations to be provided or paid for by the General Contractor.

# ***EXECUTION***

NOW, THEREFORE, the Contractor accepts the above Subcontract Proposal and the Subcontractor agrees to perform the work comprehended hereunder, and the Contractor agrees to and accepts all stipulations, conditions and exclusions set set forth in the preceding.

IN WITNESS WHEREOF, both parties have executed this Agreement in the day and year as written.

| CONTRACTOR: | | SUBCONTRACTOR: | |
|---|---|---|---|
| By: | | By: | Doug Jordan |
| Title: | | Title: | Project Manager |
| Date: | | Ph: | 813-733-1987 |
| | | Date: | |

# D. T. READ STEEL CO., INC.

100 Opportunity Drive South Mills, NC 27976 Phone: (757)487-2047 Fax: (757)487-0768


**NCDOT Highway Contractor # 70211**
**DBE Certified FDOT (Florida)**
**NAICS CODE: 237310**
**EMR .71**

November 11, 2025

RE: Manatee County SEWRF - Phase B - Capacity Improvements
Brandenton, Florida

# QUOTE

D. T. Read Steel proposes to place reinforcing steel for **$841.00 per ton.**
Tie wire (black annealed wire only) for an additional **$40.00** to the unit price.
One (1) Mobilization **$3,000.00**
**.71 current MOD rate**

# SCOPE

If the **FL05** dated **01/03/25** wage determination for reinforcing ironworker is **$34.39**, the price quoted is valid; if the wage scale is different our quote is subject to change. All reinforcing steel is to be furnished, fabricated with accessories; approved shop drawings, are to be furnished by others. Full crane service, when needed, will be furnished by your company without charge to us. The rebar needs to be offloaded by others next to the intended work area, within cranes reach of the installation work area; once unloaded we will only handle the rebar one time in the act of installation or pre-fabrication. All prefabricated rebar must be prefabricated within the cranes reach of its installed location. We must have a dedicated crane when needed. If applicable, we must have a picking beam for our use, to set our prefabricated walls, etc. without charge to us. If applicable, any vertical rebar must rest on top of the finish concrete below. Any openings that the rebar is not fabricated for shall be cut or moved by others.

Your company must provide dowel templates, grade lines, and pour layout necessary to place the reinforcing steel; also, you must provide type 25 standees and slab bolsters for slab rebar mats and beams. We will need templates provided by your company for any dowels projecting out of any concrete. The rebar will be placed before any possible obstructions, forms, steel beams, anchor bolts, etc.; meaning the rebar installed will not be pulled, threaded, dragged, etc. under any obstructions. If it is practical and more efficient to prefabricate the rebar mats, beams, etc., we will need crane service to set the prefabricated items. If necessary, we may need holding rebar, brace rebar, positioning rebar, etc. and this is to be paid to us as an extra to contract at our unit rate. Any trenches, sump pits, depressed slabs, elevation changes at any location in the slabs, clearly need to be marked by others prior to placing rebar. The rebar lay-down area shall be within a crane's reach of the rebar located in that specific pour.

# D. T. READ STEEL CO., INC.

100 Opportunity Drive South Mills, NC 27976 Phone: (757)487-2047 Fax: (757)487-0768


Manatee County SEWRF - Phase B - Capacity Improvements
Brandenton, Florida

Standard typical exclusions are placing precast rebar, placing duct-bank/pipe encasement rebar, field bending rebar, testing rebar, welding, welded rebar splices, burning, cutting rebar, placing CMU masonry rebar, placing CMU masonry lintel bond beams, placing CMU masonry tie beams, making templates for dowels, placing mechanical couplers, placing smooth dowels, placing wire mesh, making supports for top mat rebar, placing pile dowels, drilling, epoxying dowels, grouting dowels, placing pile plug rebar, placing pile connection rebar, placing wall coping cap rebar, welding pile dowels, staging, scaffolding and cleaning rebar are to be done by others. If any wire mesh affiliated rebar is located within any pour areas where the wire mesh is not installed by us, others shall install any wire mesh affiliated rebar within that pour such as CMU dowels, thicken slab rebar, turn down slab rebar, opening rebar, reentrant rebar, added rebar, curb dowel rebar, etc. Any sleeves, dowel sleeves, covering rebar, placing weldable rebar, placing smooth dowels, placing stair nose rebar shall be done by others. Any men supplied for concrete pour watch shall be supplied at our hourly basis, premium time not included.

This proposal is based on a standard eight-(8) hour workday or forty-(40) hour workweek, weather permitting. D. T. Read Steel Co., Inc. will not be responsible for any overtime cost, if any overtime occurs your company shall pay for the premium. Also, we are not held liable for delays of any nature, unless due to our negligence. We include insurance, labor, chokers, and trade tools for our portion of the work. We are to be paid for any items prefabricated and stockpiled. If the rebar needs to be stockpiled on site at a specific elevation your company shall supply the necessary material and means to stockpile rebar. Dunnage supplied by you at no charge to us. If applicable, others shall cover every truck load of rebar delivered to the jobsite. Any covering of any exposed rebar that has been installed shall be covered by others. Making the rebar safe to work around, such as rebar caps, etc., shall be done by others. Any static lines, handrails, scaffolding, etc., will be in place by others before our workers enter the work area. All static lines, handrails, scaffolding etc., shall be OSHA/Job site approved. In addition, restroom facilities are to be supplied by your company.

We will cover the cost of 1 hour of job orientation. Any other job orientation, training, requirements, COVID training, vaccine testing, vaccine information training, etc. shall be paid by others at our hourly rates. Any confined space, hazmat training, or any training needed to work on this project shall be paid for by others. Also, any associated cost incurred for base access, badging or background checks shall be paid by others at our hourly rates.

We must have a copy of every rebar shipping ticket sent to us. We will bill per amount delivered as stated on the shipping tickets not the plan quantities. Any retainage withheld is to be paid within thirty (30) days after our portion of the work is completed, not after the Contractor's portion is complete. This sentence is to be included in the subcontract **(Any work-related discrepancies shall be clarified by the work scope stated in DTRSC's proposal dated 11/11/25)**.

Our hourly rate is **$75.00** per man, **$85.00** per foreman and **$95.00** per superintendent per hour. Our payment Terms = Net 30 Days and Net 15 Days for T&M or Changer Order work.

# D. T. READ STEEL CO., INC.

100 Opportunity Drive South Mills, NC 27976 Phone: (757)487-2047 Fax: (757)487-0768


Manatee County SEWRF - Phase B - Capacity Improvements
Brandenton, Florida

This proposal is valid for 30 days and is subject to the attached terms and conditions. If a Bond is needed for this contract, one can be provided for the installation portion of our contract, at the expense of the General contractor as follows and any surcharges; the bond rate will be **2.5%**. The bond rate will need to be issued as Change Order #1. Also, the total (premium) bond rate is based on the final contract value.

GOD Bless,
D. T. Read Steel Co., Inc.

_____
Donnie Read, President

J P Specialties, Inc.
P O Box 1507
Lake Elsinore, CA 92531

Quote

Invoice #: 00027903

Bill To:

PCL Civil Constructors
C/O Southern Avenue Sewer Project
7317 W Southern Avenue
Laveen, AZ 85043
USA

Ship To:

PCL Civil Constructors, Inc.
1 N. Dale Mabry Highway, Suite 300
Tampa, FL 33609
Christian - (918) 892-4110

| SALESPERSON | YOUR NO. | SHIP VIA | COL | PPD | SHIP DATE | TERMS | DATE | PG. |
|---|---|---|---|---|---|---|---|---|
| Ward, Nathaniel P | QUOTE | Prepaid | | | 12/4/2025 | 1% 10 Net 30 | 11/20/2025 | 1 |

| QTY. | ITEM NO. | DESCRIPTION | PRICE | UNIT | DISC % | EXTENDED | TX. |
|---|---|---|---|---|---|---|---|
| | | **Manatee County SEWRF – Phase B – Capacity Improvements in Bradenton, FL**<br><br>**Current Lead Time is (2) Weeks + Transit ARO**<br><br>*****Freight Becomes Prepaid at Order Subtotal of $19,000.00+**<br><br>**6" & 9" PVC WATER STOP** | | | | | |
| 3,400 | PVC638 | 6" x 3/8" x 50' Earth Shield PVC ribbed centerbulb waterstop. ***HS Tariff 3916.20.00 | $3.53 | lft | | $12,002.00 | |
| 250 | PVC938 | 9" x 3/8" x 50' Earth Shield PVC ribbed centerbulb waterstop. ***HS Tariff 3916.20.00 | $6.44 | lft | | $1,610.00 | |
| | | **CH2M Hill Waterstop Protector** | | | | | |
| 52 | 2055CH2M | CH2M Hill (Special) Stainless Steel Waterstop Protector 4-1/2" 12 gauge 304 S/S (4 lft sections) Per Specification *** This is a custom bend-to-order part. | $45.00 | lft | | $2,340.00 | |

Due to product liability all Earth Shield¨ Waterstop sales are final.

| | |
|---|---|
| Sale Amt.: | |
| Freight: | |
| Sales Tax: | |
| Total Amt.: | |
| Paid Today: | |
| Balance Due: | |

J P Specialties, Inc.
P O Box 1507
Lake Elsinore, CA 92531

Quote

Invoice #: 00027903

Bill To:

PCL Civil Constructors
C/O Southern Avenue Sewer Project
7317 W Southern Avenue
Laveen, AZ 85043
USA

Ship To:

PCL Civil Constructors, Inc.
1 N. Dale Mabry Highway, Suite 300
Tampa, FL 33609
Christian - (918) 892-4110

| SALESPERSON | YOUR NO. | SHIP VIA | COL | PPD | SHIP DATE | TERMS | DATE | PG. |
|---|---|---|---|---|---|---|---|---|
| Ward, Nathaniel P | QUOTE | Prepaid | | | 12/4/2025 | 1% 10 Net 30 | 11/20/2025 | 2 |

| QTY. | ITEM NO. | DESCRIPTION | PRICE | UNIT | DISC % | EXTENDED | TX. |
|---|---|---|---|---|---|---|---|
| | | ***HS Tariff 7308.90.90.99 | | | | | |
| 2 | NB190A | **Hydrophilic Swelling Waterstop** (200 lft [60.97 M] [8 rolls] per box) Type NB190 Profile A is a flexible, coiled strip of modified hydrophilic chloroprene rubber that swells upon contact with water to form a long lasting compression seal for concrete construction joints. 10mm x 20mm x 60.97 meters [200 lft]. | $857.14 | box | | $1,714.28 | |
| | | ***HS Tariff 2715.00.0000 | | | | | |
| 8 | NBPASTESAUS | Type NB190¨ Hydrophilic Waterstop Paste is a single-component, moisture activated hydrophilic, elastomeric sealant for use as a waterstop in new construction and repair applications. 1/4" bead yields 50 feet per 20-ounce sausage tube. | $75.12 | each | | $600.96 | |
| | | ***HS Tariff 3909.50.1000 | | | | | |
| | | **Tools / Accessories** | | | | | |
| 1 | NBGUN | Caulking Gun for Sausage | $90.00 | each | | $90.00 | |

Due to product liability all Earth Shield¨ Waterstop sales are final.

| | |
|---|---|
| Sale Amt.: | |
| Freight: | |
| Sales Tax: | |
| Total Amt.: | |
| Paid Today: | |
| Balance Due: | |

J P Specialties, Inc.
P O Box 1507
Lake Elsinore, CA 92531

Quote

Invoice #: 00027903

Bill To:

PCL Civil Constructors
C/O Southern Avenue Sewer Project
7317 W Southern Avenue
Laveen, AZ 85043
USA

Ship To:

PCL Civil Constructors, Inc.
1 N. Dale Mabry Highway, Suite 300
Tampa, FL 33609
Christian - (918) 892-4110

| SALESPERSON | YOUR NO. | SHIP VIA | COL | PPD | SHIP DATE | TERMS | DATE | PG. |
|---|---|---|---|---|---|---|---|---|
| Ward, Nathaniel P | QUOTE | Prepaid | | | 12/4/2025 | 1% 10 Net 30 | 11/20/2025 | 3 |

| QTY. | ITEM NO. | DESCRIPTION | PRICE | UNIT | DISC % | EXTENDED | TX. |
|---|---|---|---|---|---|---|---|
| 1 | 12414 | Tubes<br>JP414 Series 2 (3/4" x 4.5" x 14") large waterstop splicing iron. Includes: Peel-and-stick Teflon cover, aircraft-grade 6061 aluminum casing, built-in thermometer, oil-resistant outdoor-use power cord, ergonomic grip, and high-temperature (1000 watts) sealed cartridge heaters. (115 volt.)<br>***HS Tariff 8515.19.0000 | $436.97 | each | | $436.97 | |
| 1 | 12418 | Die-cut to fit JP414 Series 2. Peel & Stick Teflon Covers provide a non-stick surface for JP Waterstop Splicing Irons.<br>***HS Tariff 7019.40.0000 | $20.24 | each | | $20.24 | |
| 1 | 12010 | ST-10 Series 2 Waterstop Splicing Table is an easy-to-use tool designed to mechanically weld thermoplastic waterstops (adjusts up to 12" wide). Saves time and money, while providing high-quality mechanical field welds. (includes instruction manual, shims, & tool kit.) (no welding iron included).HS Tariff | $2,500.61 | each | | $2,500.61 | |

Due to product liability all Earth Shield¨ Waterstop sales are final.

| | |
|---|---|
| Sale Amt.: | |
| Freight: | |
| Sales Tax: | |
| Total Amt.: | |
| Paid Today: | |
| Balance Due: | |

J P Specialties, Inc.
P O Box 1507
Lake Elsinore, CA 92531

Quote

Invoice #: 00027903

Bill To:

PCL Civil Constructors
C/O Southern Avenue Sewer Project
7317 W Southern Avenue
Laveen, AZ 85043
USA

Ship To:

PCL Civil Constructors, Inc.
1 N. Dale Mabry Highway, Suite 300
Tampa, FL 33609
Christian - (918) 892-4110

| SALESPERSON | YOUR NO. | SHIP VIA | COL | PPD | SHIP DATE | TERMS | DATE | PG. |
|---|---|---|---|---|---|---|---|---|
| Ward, Nathaniel P | QUOTE | Prepaid | | | 12/4/2025 | 1% 10 Net 30 | 11/20/2025 | 4 |

| QTY. | ITEM NO. | DESCRIPTION | PRICE | UNIT | DISC % | EXTENDED | TX. |
|---|---|---|---|---|---|---|---|
| | | 8465.92.0045 | | | | | |

Due to product liability all Earth Shield¨ Waterstop sales are final.

| | |
|---|---|
| Sale Amt.: | $21,315.06 |
| Freight: | $0.00 |
| Sales Tax: | $0.00 |
| Total Amt.: | $21,315.06 |
| Paid Today: | $0.00 |
| Balance Due: | $21,315.06 |

# AMHERST MAINTENANCE, INC.

## *PROPOSAL*

November 11, 2025

PCL Construction Inc
1050 North Dale Blvd
Tampa FL 33609

Attention: Thomas Skehan

Re: Manatee County SERWRF Capacity Improvements Project- Phase B . Proposed price is based on specifications and drawings

**SCOPE OF WORK**

**ITEM INCLUDED**

***New Electrical Building #4…….$ 31,500.00**
***New AGS Influent Pump Station……...$ 32,000.00**
***New AGS WAS Pump Station……$ 6,000.00**
***New AGS Basin and AGS WAS Surge Tank……$ 2,380,000.00**
***New AGS Blowers……$ 50,000.00**
***Yard Piping……..……$ 28,000,00**

**SECTIONS INCLUDED**

1. **Section 09970 (Surface protection Spray System)**
2. **Section 09900 (Painting)**
3. **Section 07900 (Joint Sealants)**

**TOTAL AMOUNT ……$2,527,500.00**

**Price includes all labor, material scaffolding, insurances bonding and supervision**

920 Harbor Lake Court, Safety Harbor Florida 34695
Phone (727) 781-6500 Fax (727) 726-8729 Email: AmherstMaintenance@verizon.net

# Universal Painting Corporation

***Fax Bid Form***

**To:**

**Company:** **PCL Construction**

Fax #: Phone #:

From: **Dave Billingsley** Direct Phone: (864) 844-3512 Email: dbillingsley@universalpainting.com

Bid Date 12-Nov-25 2:00 PM Submitted Date 12-Nov-25

**Project:** **Manatee County SERWRF Capacity Improvements Phase B**

**Addenda Received:** **None**

## Our Proposal includes the following:

Per Plans and Specification as shown for the Divisions listed below,

**Base Bid by Specification Section:**

| Division | Description of Work (Listed by Area) | Amount |
|---|---|---|
| 0 9900 - Painting, | Electrical Bldg 4 | $23,541 |
| 0 9900 - Painting, | Oxidation Ditch 3 and Aerobic Basins | $19,626 |
| 0 9970 - Surface Protection Spray System, | AGS Tank | $3,740,031 |
| 0 9900 - Painting, | Blowers and Generator Area | $69,174 |
| Mobilization, General Conditions, Submittals, Contingency and Punch Out | | $142,230 |
| | **TOTAL PROPOSED AMOUNT** | **$3,994,603** |

| Number | Description of Work | |
|---|---|---|
| 0 7100 | Joint Sealants | $125,208 |

| | Yes | No | | Yes | No |
|---|---|---|---|---|---|
| Bonds Included? | | XX | Materials & Labor | XX | |
| Proposal valid for | 60 days | | Labor Only | | XX |
| Per Plans & Specs? | XX | | Terms 2% NET 10, NET 15 | XX | |
| Certified MBE or WBE? | | XX | Retainage Held per Projects state law | XX | |
| Visited Job-Site? | | XX | Crew Days | | 923 |

Confidential

**4196 Merchant Plaza #459 Lake Ridge, VA 22192 Phone (864) 844-3512 Fax (863) 594-1905**

**C:\Users\seipl\Documents\Bids\2025\11-Nov\FL Manatee County SERWRF Capacity Imp Phase B\Manatee County SERWRF Capacity Improvements Phase B**

# Universal Painting Corporation

***Fax Bid Form***

**4196 Merchant Plaza #459 Lake Ridge, VA 22192  Phone (864) 844-3512  Fax (863) 594-1905**

**C:\Users\seipl\Documents\Bids\2025\11-Nov\FL Manatee County SERWRF Capacity Imp Phase B\Manatee County SERWRF Capacity Improvements Phase B**

# Universal Painting Corporation

***Fax Bid Form***

**Exclusions/Notes:**

Proposal is based on a 40-hour workweek, Electricity and Potable Water shall be supplied within 100 feet of the work area by GC or CMAR, Blast Media shall remain on ground, All Metals are to be prepared and shop primed by GC/CMAR or their suppliers, Exclude Aluminum in contact with concrete, Exclude all Manholes unless stated above, Exclude all labels other than stencils and color coding on piping field painted by UPC only, Exclude all pipe interiors, All water retaining structures shall be clean and maintained dry by GC/CMAR, All crane lifts and assistance with unloading materials and equipment shall be provide by GC/CMAR, Exclude FRP Ducts, Piping & Scrubbers, Payments beyond 45 days is subject to a 1.5% Fee, This proposal and work scope shall become part of the contract and any unlisted work shall be done on a change order, Guarantee shall be 1 year from date of acceptance not to exceed 18 months from date of installation, Bid price based on UPC standard wages. If Davis Bacon required, please contact us prior to bid date., Exclude all buried pipe, No Enviroment Controls, Exclude all lead and asbestos abatement , All damaged/abraded,field welded, and beyond maximum recoat window items that were shop/factory pre-finished will be repaired on a lump sum change order basis outside this scope, If factory/shop primed items are noncompatible with the specified paint system, the barrier coat or removal and re-prime shall be done on a lump sum change order basis, Environmental Considerations: No containment of the work surfaces are planned. Heat for working in inclement weather has not been included. Ambient and Substrate temperature must be within manufacturers products data sheets, Includes standard provisions for General Liability and Workers Comp. If additional endorsements are required, additional costs will apply, Painting of pipe prior to being insulated is specifically excluded, If nuts and bolts on piping are not required to be painted a change order will be required., Third Party NACE inspection excluded, Manufacturer's inspections limited to hold point inspections only(after pre cleaning and surface preparation, after primer application, after intermediate coat application, and after final coat application with final cure and testing if required)., Pricing is not stand-alone without approval,

Above proposed amount is based on that all work must be substantially completed before 12-Feb-28
Any work beyond the above stated date may be subject to a price increase.

Confidential

**4196 Merchant Plaza #459 Lake Ridge, VA 22192 Phone (864) 844-3512 Fax (863) 594-1905**

- Auma actuator will be upgraded from open/close service to modulating service.
- E&H Thermal mass air flow meter(s) with 3/4" NPT process connection, 4-20 mA outputs, and 18-30 VDC power requirements.
- 16 inch ABZ series 397 manually operated butterfly valve(s) with lug style end, cast iron body, stainless steel disk, viton seat, 17-4 stainless steel shaft with lever handle.

**AquaNereda Level Sensor Assemblies**

**3 Pressure Transducer Assembly(ies) each consisting of:**

- Pressure transducer(s).
- 316 stainless steel mounting bracket weldment(s).
- 316 stainless steel transducer mounting pipe weldment(s).
- Stainless steel anchors.

**3 Level Sensor Assembly(ies) will be provided as follows:**

- Float switch(es).
- 316 stainless steel float switch mounting bracket(s).
- Stainless steel anchors.

**3 Junction Box(es) for Level Controls with Intrinsically Safe Relays consisting of:**

- NEMA 4X 316 stainless steel junction box(es).
- Intrinsically safe relay(s).
- Intrinsically safe analog barrier(s).

**AquaNereda Instrumentation**

**1 Server Based Control and Monitoring System will be provided as follows:**

- Process Controller Server, Dell Power Edge R250 Server, Intel Xeon 3.4GHz 8MB Processor, 32GB UDIMM memory, (2) 1TB SATA Hard Drives, USB wired mouse, USB wired Keyboard, Broadcom 5720 Dual Port 1GB network adapter, 60 month ProSupport 7x24.
- Microsoft Windows Server 2022 Operating System.
- Malware/Antivirus software
- StarTech 12U Server Rack.
- APC Uninterruptible Power Supply.
- Small server monitor.
- Process Operator Station, Dell OptiPlex Tower 7090, Intel Core i7-10700 (8C, 10MB), 32GB 2400MHz DDR4 RDIMM ECC memory, 512GB Hard Drives, 1TB SATA Backup Hard Drive, Integrated Graphics Card, Integrated NIC, USB Laser mouse, USB Keyboard, 63 month ProSupport 7x24, 24" Dell Monitor.
- Microsoft Windows 10 Operating System
- Malware/Antivirus software
- Uninterrupted power supply.
- NetGear GS-105NA Ethernet Switch.

**3 Dissolved Oxygen Assembly(ies) consisting of:**

- Hach LDO dissolved oxygen sensing probe. Sensor constructed of stainless steel. Probe includes electric cable.
- 316 stainless steel mounting bracket weldment(s).
- 316 stainless steel transducer mounting pipe weldment(s).
- Stainless steel anchors.

**3 TSS Sensor(s) will be provided as follows:**

- Hach Solitax TSS line sc stainless steel immersion probe with stainless steel wiper and electric cable.
- Stainless steel sensor mounting weldment(s).
- 316 stainless steel transducer mounting pipe weldment(s).
- Stainless steel anchors.


Copyright 2025, Aqua-Aerobic Systems, Inc

**3 ORP Sensor(s) will be provided as follows:**

- Hach pHD differential ORP sensor. Sensor constructed of PEEK material with the convertible body style. Sensor includes integral temperature monitoring sensor and electric cable.
- 316 stainless steel mounting bracket weldment(s).
- 316 stainless steel transducer mounting pipe weldment(s).
- Stainless steel anchors.

**3 pH Sensor(s) will be provided as follows:**

- Hach pHD sc digital differential pH sensor. Sensor constructed of PEEK material with the convertible body style. Sensor includes integral temperature monitoring sensor and electric cable.
- 316 stainless steel mounting bracket weldment(s).
- 316 stainless steel transducer mounting pipe weldment(s).
- Stainless steel anchors.

**1 Phosphorus Analyzer(s) will be provided as follows:**

- Phosphate analyzer(s).

**3 NO3 Sensor(s) will be provided as follows:**

- 2 mm Nitrate sensor(s).
- 316 stainless steel mounting bracket weldment(s).
- 316 stainless steel transducer mounting pipe weldment(s).
- Stainless steel anchors.

**3 Hach TSS WAS Sensor(s) will be provided as follows:**

- Hach Solitax Inline sc stainless steel pipe insertion probe with stainless steel wiper and 33 ft electric cable. One (1) probe per basin.
- Probe insertion valve.

**3 Process Controller(s) consisting of:**

- Hach SC1000 probe module(s), in IP65 enclosure with corrosion resistant finish. Controller includes internal AC power supply, EEPROM memory back-up, and mounting kit for installing on basin handrail.

**3 Ammonium Probe(s) will be provided as follows:**

- Horiba Ammonium probe with 10m cable.
- Horiba HC-2000NH Controller(s).
- Mounting pole(s).
- Sensor holder(s) with ultrasonic cleaner.

## AquaNereda: PLC Controls

### AquaNereda Controls wo/Starters

**1 Controls Package(s) will be provided as follows:**

- NEMA 12 panel enclosure suitable for indoor installation and constructed of painted steel.
- Uninterrupted power supply.
- Internal control panel light(s).
- Digital surge arrestor(s).
- Ethernet surge protector(s).
- Compactlogix Processor.
- Input card(s)
- Output card(s).
- Analog input card(s).
- Power supply(s).
- PanelView Plus 7 15" color touch screen display(s).
- Control relay(s).


Copyright 2025, Aqua-Aerobic Systems, Inc

- Ethernet switch(es).
- Power supply(s).
- 115 V power line filter(s).
- GFI convenience outlet(s).
- Remote access Ethernet modem(s).
- Panel will be UL listed and labeled.
- One (1) lot of AGS Control Panel spare parts.

## Engineering: AquaNereda

### AquaNereda Engineering

**1 Set(s) Documentation will be provided as described:**

- Operation & Maintenance Manuals (English language) in electronic format.

**1 Set(s) Documentation will be provided as described:**

- Engineer's Approval Data (English language) in electronic format.

## Supervision/Freight

### AquaNereda Supervision/Freight Domestic

**1 Supervision Services and Freight Package(s) will be provided as follows:**

- 12 Day(s) On Site for INSTALLATION SUPERVISION
- 3 Trip(s) for INSTALLATION SUPERVISION
- 12 Day(s) On Site for MECHANICAL SUPERVISION
- 3 Trip(s) for MECHANICAL SUPERVISION
- 12 Day(s) On Site for ELECTRICAL SUPERVISION
- 3 Trip(s) for ELECTRICAL SUPERVISION
- 12 Day(s) On Site for PROCESS STARTUP
- 3 Travel Day(s) for PROCESS STARTUP
- 60 Day(s) On Site for PERFORMANCE TESTING
- 12 Trip(s) for PERFORMANCE TESTING
- FREIGHT TO JOBSITE

**The Following General Notes apply to Aqua-Aerobic Systems' Proposal:**

- SCHEDULE: Schedule times are dependent on issuance of Purchase order with the following requirements: acceptable terms and conditions, guarantee of payment, all exceptions/clarifications provided have resolution and final drawings and specification sections have been provided to Aqua-Aerobic Systems.

We expect submittals to be completed and in transit to you within 10-12* weeks after receipt of order with signed Non Disclosure Agreement(s), signed End User Agreement, acceptable terms and conditions and guarantee of payment. We expect receipt of approved engineer's submittal with release for manufacture within 4-8 weeks of our transmittal of submittal data. We expect shipment of equipment (transit time excluded) to be approximately 16-22* weeks from our receipt of approved engineer's submittal data and release for manufacture. We expect shipment of granules (transit time excluded), if specifically included within our scope, to be approximately 2-4* weeks prior to scheduled plant start-up. *Schedules may be adjusted at time of order placement, depending upon existing order backlog. Weeks quoted are actual working weeks.

- Schedule changes due to supply chain disruption may impact the above quoted times. Aqua-Aerobic Systems will advise if/when any such disruption applies.
- Aqua-Aerobic Systems will be closed for the Christmas Holidays beginning approximately December 24, through approximately January 2nd.


Copyright 2025, Aqua-Aerobic Systems, Inc

- The contractor/owner shall information AASI at least 10-12 weeks before AASI's representative is requested to be on site.
- PRICE ESCALATION INDEX: Aqua-Aerobic Systems reserves the right to re-evaluate the pricing quoted prior to order acceptance if; 1) a purchase order is received after the validity date stated in this proposal or, 2) the lead times stated in this proposal are exceeded. Any pricing adjustments required shall be based on a published materials cost index specific to the materials proposed.
- TARIFF PRICE ESCALATION NOTE: This proposal excludes all tariffs, duties, import/export taxes, and any other government-imposed fees. As such, the proposed goods may be affected by the recent U.S. Government proposed tariffs on imported steel, aluminum and other commodities, including but not limited to reciprocal tariffs. Because of this, Aqua-Aerobic Systems reserves the right to adjust the pricing quoted prior to order acceptance. Any pricing adjustments required due to such impacts will be based on products or materials listed in the Harmonized Tariff Schedule of the United States (HTSUS) as published by the USITC.
- CONTROLS NON-DISCLOSURE / CONFIDENTIALITY AGREEMENT: If applicable, Aqua-Aerobic Systems will provide information relating to software documentation to control the treatment system supplied using Aqua-Aerobic Systems' proprietary and/or trade secret information subject to execution of an Aqua-Aerobic Systems' "Controls Non-Disclosure / Confidentiality Agreement".
- AQUANEREDA NON-DISCLOSURE AND END USER AGREEMENTS: AquaNereda is a proprietary technology; in order to protect this technology some additional safeguards are typical. A Non-Disclosure Agreement is required between Aqua-Aerobic Systems and the Consulting Engineer and the Contractor. At time of project execution the Contractor is required to sign a Nereda Non Disclosure Agreement. At time of project execution the End User is required to sign an End User Agreement which includes non-disclosure obligations and limits distribution of the granules as well as reserving the rights of both Aqua-Aerobic Systems and Royal HaskoningDHV to, free of charge, drain off (waste) aerobic granular sludge particles generated in any AquaNereda Plant or Nereda Reactor supplied by Aqua-Aerobic. Royal HaskoningDHV may seek to suspend services if these two Agreements are not provided.
- INTEGRAL DOCUMENTS: The following documents are an integral part of Aqua-Aerobic Systems' proposal:
1. Aqua-Aerobic Systems' Exceptions/Clarifications document dated 11-10-2025.
- Additional supervision services can be provided for an additional charge of $1750/day plus travel and living expenses.

**The Following Mechanical and/or Electrical Notes apply to Aqua-Aerobic Systems' Proposal:**

- Individual blowers are sized with a free air intake. Blowers attached to a common intake manifold or provided with inlet extensions must be evaluated for possible additional pressure and horsepower requirements. Blowers positioned inside a building must be provided with adequate louvered free air intake to prevent negative pressures which may cause poor performance and overheating.
- Blower discharge manifold and piping losses are assumed at 0.5 PSI for fine bubble from the blower termination flange to the diffuser assembly termination flange. Engineer to verify actual piping losses do not exceed the above. Inlet losses are assumed at 0.25 PSI for inlet silencer and a clean filter. No inlet losses have been assumed for inlet filter piping, and it is assumed that the filter is located on each blower package.
- Valve and line sizes are to be verified by the engineer based on actual line losses.
- Electrical cables provided by Aqua-Aerobic Systems, Inc, as stated in our proposal, will terminate at the basin wall at the termination point as shown on the drawings or (if undefined) at the point nearest the powered equipment.
- Three phase motors will be 460 volt.
- Single phase motors will be 115 volt.

**The Following Scope Exclusion Notes apply to Aqua-Aerobic Systems' Proposal:**

- Materials and Services not specifically described/itemized in this proposal are not included in the quoted total price, and are to be supplied by the installing contractor/purchaser.
- The scope of supply is based on the contract documents dated 07/2025. No equipment is included for supplemental aeration/mixing.


Copyright 2025, Aqua-Aerobic Systems, Inc

- Equipment vault(s) (if applicable) must be supplied with drain and/or sump.

SCOPE BY PURCHASER/CONTRACTOR:

*Note this is not intended as a complete listing and is provided as a courtesy.

- Non-Disclosure Agreement(s)/End User Agreement(s) if required herein.
- Unloading and storage.
- Provisions for equipment access.
- Concrete, handrail and all civil works.
- All air and process piping, spool pieces, supports, gaskets and hardware beyond Aqua-Aerobic Systems' equipment terminations.
- Interconnecting piping, wiring and installation.
- All flanges and/or unions in the piping to service the equipment.
- Motor starters and MCC (Motor Control Center), unless otherwise noted in this proposal.
- Electrical conduit, hardware, supports, attachment of cables, wiring and j-boxes (if any) between motors, electrical valves, instruments and the control panel.
- Installation/field wiring of the control panel(s) that ship loose.
- Electrical wiring and supply power.
- Concrete, volumes as required, to fill mooring posts.
- All costs associated with initial sludge seeding as require for startup, unless otherwise noted.

**The Following Commercial Notes apply to Aqua-Aerobic Systems' Proposal:**

- WARRANTY AMENDMENT: Aqua-Aerobic Systems warrants the goods provided by Aqua-Aerobic Systems in accordance with the "Warranty; Limitation Of Liability; And Disclaimer" as amended herein:

In accordance with Specification Section 01030 Special Project Procedures - Phase B; Warranty period shall be 3 years from Owner Acceptance. Freight costs for goods repaired/replaced under warranty are included. Labor costs for goods repaired/replaced under warranty are included. Strike "Our warranty on accessories and component parts not manufactured by us is expressly limited to that of the manufacturer thereof."

- PROCESS GUARANTEE: A company backed process performance guarantee in accordance with the terms stated on Aqua-Aerobic Systems' process guarantee will be provided.

- F.O.B. JOBSITE; TITLE AND RISK OF LOSS: All prices and all shipments of goods are F.O.B. Jobsite City Location. It is the responsibility of the Buyer to unload shipments and utilizing the packing list and bill of lading provided with the shipment notate shortages/damages upon receipt of the shipments and notify Aqua-Aerobic Systems in writing within 7 days of the shortages/damages to facilitate filing of a freight claim. Delivery of the goods sold hereunder by the carrier shall be deemed delivered to Buyer, and upon such delivery, title to such goods and risk of loss or damage shall be upon Buyer.

- Final completion is to be 05/01/2029.

- TAXES: 6 % Florida State taxes and $50 surtax are included in the price. At time of shipment/invoicing if Aqua-Aerobic System is required by the taxing authority to collect or to pay a differing tax rate, the Buyer will be billed for the amount Aqua-Aerobic Systems' is required to pay.

- PAYMENT TERMS: Subject to credit approval and guarantee of payment, we request the following progress payments due Net 45 days from invoice issued for the designated event:

10% of total purchase price at order execution.
30% of total purchase price at our transmittal of engineer's submittal data.
50% of total purchase price at shipment of goods.


Copyright 2025, Aqua-Aerobic Systems, Inc

5% of total purchase price at completion of Start-up and Training.
5% of total purchase price at completion of final process checkout.

-SCOPE OF SUPPLY NOTE: Aqua-Aerobic Systems' scope of supply (and pricing) is as described in this proposal, including the listed Integral Documents and the terms and conditions of sale. Please refer to the proposal notes and notated drawings for equipment terminations and items not included in the proposal which are to be provided by the Buyer. Engineer's submittal data will be prepared using these proposed goods and services, and the submittal approved by the Consulting Engineer will become an integral part of the scope of supply under the contract resulting from this offer. Any additions or deletions to the scope of supply will be presented as change orders.
- CANCELLATION CLAUSE
The following cancellation clause applies for the proposed AquaNereda goods in lieu of the standard terms and conditions cancellation clause;
No acceptance of this proposal, by purchase order or otherwise, may be modified except by written consent of Aqua-Aerobic Systems, Inc. nor may it be cancelled except by prior payment to Aqua-Aerobic Systems the following sums as liquidated damages therefor:
1) If cancellation is prior to commencement of preparation of engineer's submittal data or production, a sum equal to the 10% of the total purchase price;
2) If cancellation is after the commencement of preparation of engineer's submittal data a sum equal to 15% of the total purchase price
3) If cancellation is after the assumption of any obligations by Aqua-Aerobic Systems for any engineering, materials or component parts, a sum equal to the total of the direct, out-of-pocket expenses incurred to the date of cancellation for engineering, labor, machine time, materials and any charges made to us by suppliers for cancellation, plus 30% of the total purchase price.
All charges and expenses shall be as determined by Aqua-Aerobic Systems. In the event any items are used by Aqua-Aerobic Systems, Inc. to fill a subsequent order, then upon receipt of payment for such order, Aqua-Aerobic Systems shall pay the Buyer a sum equal to the direct out-of-pocket expenses previously charged and received from Buyer.
If the Project will include Assignment, Novation, Owner Direct Purchase (ODP) or any other type of assignment, the following will apply to that assignment.
- The original mutually agreed upon terms and conditions will apply to the assignment, with the following stipulations:
- Credit approval for the "Assignee" will need to be completed/reviewed and approved.
- The Assignment must occur prior to any shipment of any equipment.
- If a Payment bond providing protection to Aqua-Aerobic Systems in the original contract, confirmation of those bond rights will be required.
With regards to the payment terms:
- Payment Terms will need to be defined prior to "assignment" including identifying the party who will be responsible for which Milestone Payment Terms Events
- In addition, the tax status of each of those payments will need to be confirmed also.
- Is the Exemption part of the assignment, or would taxes apply to the Assignee and/or Assignor.

Once the above information can be confirmed, we can then proceed with the Assignment.
However, if these requirements are not able to be confirmed, then the assignment would not granted.

TERMS AND CONDITIONS: Aqua-Aerobic Systems' proposal terms and conditions have been included as interim terms and conditions. Aqua-Aerobic Systems reserves the right to negotiate mutually agreed upon terms and conditions with PCL Construction, Inc. similar to past orders, modified to the reflect the specifics of this project.


Copyright 2025, Aqua-Aerobic Systems, Inc

- TRADEMARKS: Aqua-Jet® Surface Mechanical Aerator, Aqua-Jet II® Contained Flow Aerator, AquaDDM® Direct-drive Mixer, Endura® Series Limited Maintenance Product, OxyMix® Pure Oxygen Mixer, OxyStar® Aspirating Aerator, Fold-a-Float® Self-Deploying Segmented Float, SAF-T-Float® Safe Accessible Float Technology, TurboStar® Directional Mixer, DualStar™ Directional Mixer, Aqua MixAir® Aeration System, Aqua CAM-D® Combination Aerator/Mixer/Decanter, AquaSBR® Sequencing Batch Reactor, AquaNereda®, Aqua MSBR® Modified Sequencing Batch Reactor, AquaPASS® Phased Activated Sludge System, Aqua EnduraTube® Fine-bubble Tube Diffuser, Aqua EnduraDisc® Fine-bubble Disc Diffuser, Aqua CB-24®Coarse-bubble Diffuser, Aqua TruDense™ True Densified Sequencing Batch Reactor, AquaDisk® Cloth Media Filter, AquaDiamond® Cloth Media Filter, AquaDrum® Pressure Series Cloth Media Filter, Aqua MiniDisk® Cloth Media Filter, Aqua MegaDisk® Cloth Media Filter, AquaPrime® Cloth Media Filter, AquaStorm® Cloth Media Filter, OptiComb® Backwash System, OptiFiber® Cloth Filtration Media, OptiFiber PES-13® Cloth Filtration Media, OptiFiber PA2-12® Cloth Filtration Media, OptiFiber PES-14® Cloth Filtration Media, OptiFiber PF-14® Cloth Filtration Media, OptiFiber UFS-9® Cloth Filtration Media, AquaABF® Automatic Backwash Filter, AquaPRS™ PFAS Removal System, Aqua PR-206™ PFAS Removal Sorbent, Aqua MultiBore® P-Series Polymeric Membrane System, Aqua MultiBore®C-Series Ceramic Membrane System, AquaMB Process® Multiple-Barrier Membrane System, Aqua-Aerobic® MBR Membrane Bioreactor System, Aqua ElectrOzone® F-Series Ozone Generator, IntelliPro® Monitoring and Control System. The Aqua-Aerobic logo, registered trademarks and pending trademarks are the property of Aqua-Aerobic Systems, Inc. Nereda® is a registered trademark of Royal HaskoningDHV. All other products and services mentioned are trademarks of their respective owners.

**GOODS QUOTED ABOVE WILL BE SOLD SUBJECT ONLY TO THE TERMS AND CONDITIONS OF SALE SET FORTH HEREIN. ANY DIFFERENT OR ADDITIONAL TERMS ARE HEREBY OBJECTED TO.**

**Total Price:**


Copyright 2025, Aqua-Aerobic Systems, Inc

**TERMS AND CONDITIONS OF AQUA-AEROBIC SYSTEMS, INC. (A Metawater Company)**
**Page 1 of 2**

This offer and all of the goods and sales of Aqua-Aerobic Systems, Inc. are subject only to the following terms and conditions. The acceptance of any order resulting from this proposal is based on the express condition that the Buyer agrees to all the terms and conditions herein contained. Any terms and conditions in any order, which are in addition to or inconsistent with the following, shall not be binding upon Aqua-Aerobic Systems, Inc. This proposal and any contract resulting therefrom, shall be governed by and construed in accordance with the laws of the State of Illinois, without regard to conflicts of laws principles. Resale of any products purchased from - Aqua-Aerobic Systems, Inc, is not permitted without prior written agreement with Aqua-Aerobic Systems, Inc expressly consenting to such resale. Any party who sells a product purchased from Aqua-Aerobic Systems, Inc, is subject to the terms and conditions includedherein.

**DURATION OF QUOTATION**
This proposal of Aqua-Aerobic Systems, Inc. shall in no event be effective more than 30 days from date thereof, unless specifically stated otherwise, and is subject to change at any time prior to acceptance.

**PROPRIETARY INFORMATION**
This proposal, including all descriptive data, drawings, material, information and know-how disclosed by Aqua-Aerobic Systems, Inc. to Buyer in relation hereto is confidential information intended solely for the confidential use of Buyer, shall remain the property of Aqua-Aerobic Systems, Inc. and shall not be disclosed or otherwise used to the disadvantage or detriment of Aqua-Aerobic Systems, Inc. in any manner.

**PAYMENT TERMS; ORDERS;**
Unless specifically stated otherwise, quoted terms are Net 30 Days from invoice date. Past-due charges are 1.5% per month and will apply only on any past-due balance. Aqua-Aerobic Systems, Inc. does not allow retainage of any invoice amount, unless authorized in writing by an authorized representative of our Loves Park, Illinois office. Terms of payment are within Aqua-Aerobic Systems, Inc's sole discretion, and unless otherwise agreed to by Aqua-Aerobic Systems, Inc, payment terms must be accepted by Aqua-Aerobic Systems, Inc prior to Aqua-Aerobic Systems' acceptance of an order. Payment for the products must be made by approved credit card, check, wire transfer, or some other prearranged payment method unless credit terms have been agreed to by Aqua-Aerobic Systems, Inc. Invoices are due and payable within the time period noted on the invoice, measured from the date of the invoice. Orders are not binding until accepted by Aqua-Aerobic Systems, Inc.

**SECURITY**
If at any time the financial responsibility of the Buyer becomes unsatisfactory to Aqua-Aerobic Systems, Inc., or Aqua-Aerobic Systems, Inc. otherwise deems itself insecure as to receipt of full payment of the purchase price from Buyer hereunder, Aqua-Aerobic Systems, Inc. reserves the right to require payment in advance or security or guarantee satisfactory to Aqua-Aerobic Systems, Inc. of payment in full of the purchase price.

**SHIPMENT**
Shipping dates are not a guarantee of a particular day of shipment and are approximate, being based upon present production information, and are subject to change per the production schedules existing at time of receipt of purchase order. Aqua-Aerobic Systems, Inc. shall not be responsible for any delay in shipment for causes beyond its control including, but not limited to, war, riots, strikes, labor trouble causing interruption of work, fires, other casualties, transportation delays, modification of order, any act of governmental authorities or acts of God. Quoted shipment dates in this proposal are approximate dates goods will be shipped and, unless agreed to in writing by Aqua-Aerobic Systems, Inc., Buyer may not postpone or delay the dates of shipment of goods from our plant or from our supplier's plants beyond the dates set forth in this proposal. Buyer is required to notify Aqua- Aerobic Systems, Inc within 7-days of any discrepancies with shipment.

**SHIPPING CHARGES; TAXES and OTHER RELATED FEES.** Separate fees for shipping and handling will be charged on all purchases unless specifically stated otherwise. Prices quoted do not include any taxes, customs duties, or import fees. The Buyer is responsible for sales use and all other taxes and fees associated with the purchase. If aqua-Aerobic Systems, Inc. is required by any taxing authority to collect or to pay any such tax, duty or fee, the Buyer shall be separately billed at such time for the amounts Aqua-Aerobic Systems, Inc is required to pay

**TITLE AND RISK OF LOSS**
**F.O.B. Destination** - Delivery of goods to the destination shall be deemed delivery to the Buyer, and upon such delivery, title to such goods and risk of loss or damage shall be upon Buyer.

**F.O.B. Aqua-Aerobic Systems, Inc's plant at Loves Park, Illinois** - Delivery of the goods sold hereunder to the carrier shall be deemed delivery to the Buyer, and upon such delivery, title to such goods and risk of loss or damage shall be upon Buyer.

**INSURANCE**
Unless the goods are sold on a CIF basis, the Buyer shall provide marine insurance for all risks, including war and general coverage. Aqua-Aerobic Systems, Inc will provide evidence of coverage upon request. At no time will Aqua-Aerobic Systems, Inc issue a certificate of insurance listing Buyer as additional insured unless under fully executed contract and Aqua-Aerobic Systems, Inc is providing start-up services.

**LIMITATION OF ACTION**
No action shall be brought against Aqua-Aerobic Systems, Inc. for any breach of its contract of sale more than two years after the accrual of the cause of action thereof, and, in no event, unless the Buyer shall first have given written notice to Aqua-Aerobic Systems, Inc., of any claim of breach of contract within 30 days after the discovery thereof.

**CANCELLATION CLAUSE**
No acceptance of this proposal, by purchase order or otherwise, may be modified except by written consent of Aqua-Aerobic Systems, Inc. nor may it be canceled except by prior payment to Aqua-Aerobic Systems, Inc. the following sums as liquidated damages therefore: 1) If cancellation is prior to commencement of production and prior to the assumption of any obligations by Aqua-Aerobic Systems, Inc. for any materials or component parts, a sum equal to 15% of the total purchase price; 2) If cancellation is after the commencement of production or after the assumption of any obligations by Aqua-Aerobic Systems, Inc. for any materials or component parts, a sum equal to the total of the direct, out-of-pocket expenses incurred to the date of cancellation for labor, machine time, materials and any charges made to us by suppliers for cancellation, plus 30% of the total purchase price. All charges and expenses shall be as determined by Aqua-Aerobic Systems, Inc. In the event any items are used by Aqua-Aerobic Systems, Inc. to fill a subsequent order, then upon receipt of payment for such order, Aqua-Aerobic Systems, Inc. shall pay the Buyer a sum equal to the direct out-of-pocket expenses previously charged and received from Buyer.


Copyright 2025, Aqua-Aerobic Systems, Inc

**TERMS AND CONDITIONS OF AQUA-AEROBIC SYSTEMS, INC. (A Metawater Company)**


**QUALIFIED ACCEPTANCE AND INDEMNITY**

In the event the acceptance of this proposal by Buyer either is contingent upon or subject to the approval by any third party such as, but not limited to, a consulting engineer, with respect to goods, parts, materials, descriptive data, drawings, calculations, or any other matter, then upon such approval by any third party, Aqua-Aerobic Systems, Inc. shall have no liability to Buyer or to any third party so long as the goods sold and delivered by Aqua- Aerobic Systems, Inc. conform to this proposal. In the event any such third party requires modifications in the proposal prior to the approval thereof, Aqua-Aerobic Systems, Inc. may at its sole option and without liability to any party elect to cancel this proposal or return the purchase order to Buyer. In the event Aqua-Aerobic Systems, Inc. elects to modify this proposal to conform to the requirements for approval by any third party, Aqua- Aerobic Systems, Inc. in such event shall have no liability to Buyer or to any third party so long as the goods sold and delivered by Aqua-Aerobic Systems, Inc. conform to this proposal as modified.

Buyer agrees to indemnify and save harmless Aqua-Aerobic Systems, Inc. from and against all costs and expenses and liability of any kind whatsoever arising out of or in connection with claims by third parties so long as the goods sold hereunder conform to the requirements of this proposal as approved by any third party.

**WARRANTY; LIMITATION OF LIABILITY; AND DISCLAIMER**

In return for purchase and full payment for Aqua-Aerobic Systems, Inc. goods, we warrant new goods provided by us to be free from defects in materials and workmanship under normal conditions and use for a period of one year from the date the goods are put into service, or eighteen months from date of shipment (whichever first occurs). If the goods include an "Endura Series" motor, the complete Endura Series unit shall be warranted by Aqua-Aerobic Systems, Inc to be free from defects in materials and workmanship under normal conditions and use for three years from the date the product is put into service or 42 months from the date of shipment (whichever occurs first).

**OUR OBLIGATION UNDER THIS WARRANTY IS EXPRESSLY AND EXCLUSIVELY LIMITED** to replacing or repairing (at our factory at Loves Park, Illinois) any part or parts returned to our factory with transportation charges prepaid, and which our examination shall show to have been defective. Prior to return of any goods or its parts to our factory, Buyer shall notify Aqua-Aerobic Systems, Inc. of claimed defect, and Aqua-Aerobic Systems, Inc. shall have the privilege of examining the goods at Buyer's place of business or where the goods have otherwise been placed in service. In the event this examination discloses no defect, Buyer shall have no authority to return the goods or parts to our factory for the further examination or repair. All goods or parts shall be returned to Buyer, F.O.B. Loves Park, Illinois. This warranty shall not apply to any goods or part which has been repaired or altered outside our factory, or applied, operated or installed contrary to our instruction, or subjected to misuse, chemical attack/degradation, negligence or accident. This warranty and any warranty and guaranty of process or performance shall no longer be applicable or valid if any product, including any software program, supplied by Aqua-Aerobic Systems, Inc., is modified or altered without the written approval of Aqua-Aerobic Systems, Inc. Our warranty on accessories and component parts not manufactured by us is expressly limited to that of the manufacturer thereof.

**THE FOREGOING WARRANTY IS MADE IN LIEU OF ALL OTHER WARRANTIES, EXPRESS OR IMPLIED, AND OF ALL OTHER LIABILITIES AND OBLIGATIONS ON OUR PART, INCLUDING ANY LIABILITY FOR NEGLIGENCE, STRICT LIABILITY, OR OTHERWISE; AND ANY IMPLIED WARRANTY OF MERCHANTABILITY OR FITNESS FOR A PARTICULAR PURPOSE IS EXPRESSLY DISCLAIMED; AND WE EXPRESSLY DENY THE RIGHT OF ANY OTHER PERSON TO INCUR OR ASSUME FOR US ANY OTHER LIABILITY IN CONNECTION WITH THE SALE OF ANY GOODS PROVIDED BY US. THERE ARE NO WARRANTIES OR GUARANTEES OF PERFORMANCE UNLESS SPECIFICALLY STATED OTHERWISE.**

**UNDER NO CIRCUMSTANCES, INCLUDING ANY CLAIM OF NEGLIGENCE, STRICT LIABILITY, OR OTHERWISE, SHALL AQUA-AEROBIC SYSTEMS, INC. BE LIABLE FOR ANY INCIDENTAL OR CONSEQUENTIAL DAMAGES, COSTS OF CONNECTING, DISCONNECTING, OR ANY LOSS OR DAMAGE RESULTING FROM A DEFECT IN THE GOODS. LIMIT OF LIABILITY: AQUA-AEROBIC SYSTEMS, INC.'S TOTAL LIABILITY UNDER THE ABOVE WARRANTY IS LIMITED TO THE REPAIR OR REPLACEMENT OF ANY DEFECTIVE PART. THE REMEDIES SET FORTH HEREIN ARE EXCLUSIVE, AND OUR LIABILITY WITH RESPECT TO ANY CONTRACT OR SALE, OR ANYTHING DONE IN CONNECTION THEREWITH, WHETHER IN CONTRACT, IN TORT, UNDER ANY WARRANTY, OR OTHERWISE, SHALL NOT, IN ANY CASE, EXCEED THE PRICE OF THE GOODS UPON WHICH SUCH LIABILITY IS BASED.**

Final acceptance of this proposal must be given to Aqua-Aerobic Systems, Inc. at their office in Loves Park, Illinois. Please acknowledge acceptance by signing the proposal and returning it to Aqua-Aerobic Systems, Inc.

**Accepted by:**

**Company:** _____

**By:** _____ **Date:** _____

**Offer Respectfully Submitted,**

Nick Schiavo

**Nick Schiavo, Project Application Engineer**
**Aqua-Aerobic Systems, Inc.**



Copyright 2025, Aqua-Aerobic Systems, Inc

# Aqua-Aerobic Systems, Inc.

**Exceptions / Clarifications Document:** **11/10/25**

***Project: MANATEE COUNTY SE WRF, FL***

1) **Reference: 01740 - Warranties and Bonds, PAGE 01**
   **1.02.A.**

   "Assemble warranties, bonds and service and maintenance contracts, executed by each of the respective manufacturers, suppliers and subcontractors."

   **Aqua's Exception/Clarification**
   It is assumed that the bond will be a 1-year performance and payment bond.

2) **Reference: 11444 - Aerobic Granular Sludge System, PAGE 02**
   **1.02.C**

   **Aqua's Exception/Clarification**
   Aqua-Aerobic System's scope of supply is based upon the assumption that the valve manufacturers specified within the AGS section shall supersede those specified elsewhere.

3) **Reference: 11444 - Aerobic Granular Sludge System, PAGE 10**
   **2.03.C.1.**

   "Manufacturer: E&H."

   **Aqua's Exception/Clarification**
   The DO, pH/ORP, TSS, Nitrate, and Phosphate instrumentation shall be Hach in lieu of E&H. The ammonia probe will be Horiba in lieu of E&H.

7230 Gilpin Way, Suite 160
Denver, Colorado 80229
Office: 303-297-3494
www.lefeverbuilding.com

**SUPPLY & ERECT PEMB ONLY PROJECT SCOPE**

REV1 May 22nd, 2026

PCL
Bill Naramore
Phone: 707-628-2455
Email: WENaramore@pcl.com

Re: **Manatee County PEMB Canopy**

Lefever Building Systems; www.lefeverbuilding.com hereby submits the following proposal to supply and erect a Nucor **PEMB** for the referenced project as follows and per the drawings and Statement of Work.

Contact the Estimator; *Merlina Montalvo – mmontalvo@lefeverbuilding.com or (720) 460-8013*

**Acknowledgement of Documents:** This is to acknowledge that LBS has received the following documents for this project and revised the bid accordingly:

- RFP Documents – Drawings and/or Specs
  - SEWRF_Capacity_Improv-Ph_B_IFC_Conformed_Set
  - Manatee_SERWRF_Capacity_Imp_Phase_B_IFC_Technical_Specifications
  - HC215002_SEWRF_GEO_Finalized
- Addendum 1 acknowledged

## Building:

| Width | Length | Eave Height | Roof Slope | Roof Shape |
|---|---|---|---|---|
| 94'-0" | 19'-3" | 19'-6" | 1:12 | Gable |

***Design Loads:*** **Florida State Building Code 2023 / Building Open**

| | | | |
|---|---|---|---|
| **Roof Snow:** 0psf | **Ground Snow:** 0psf | **Wind:** 156 MPH | **Wind Exp:** "C" |
| **Live Load:** 20psf | **Collateral Load:** 10psf | **Rainfall:** 8.66 in/hr | **Risk Cat:** III |

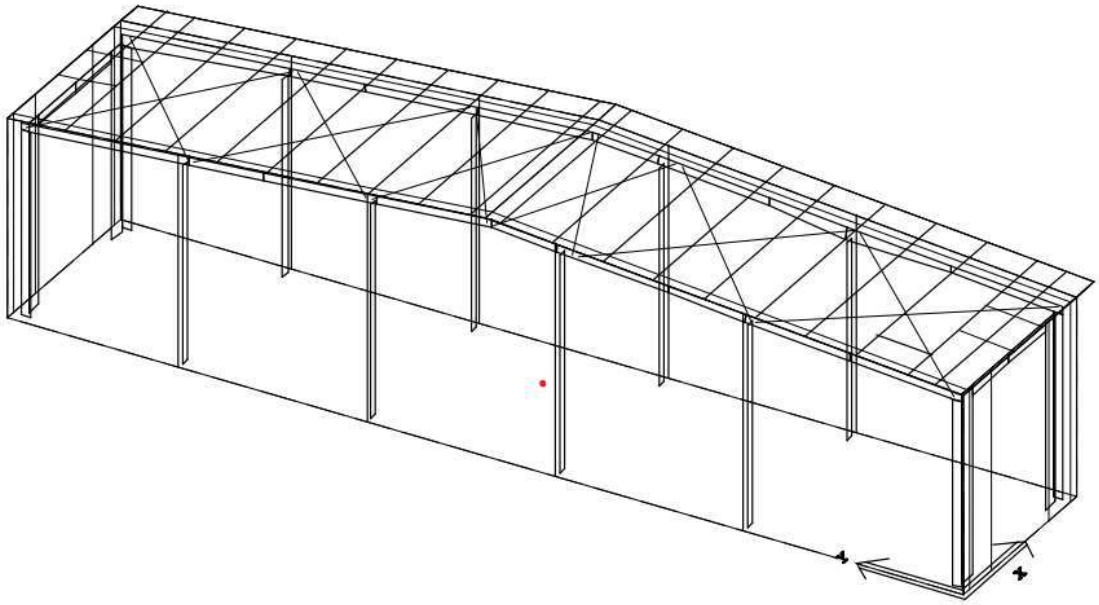

## ***Project General Description:***

General Information:

- Project located in Bradenton, FL
- No insulation or wall panels included

Frames:

- REW & LEW – Rigid Frames
- Rigid Frame interior frames
- No interior clearances held.
- Tapered columns.
- Frames will be primed Gray

Secondary:

- Roof purlins are 8”-10” depth G30 galvanized finish zee shape

Covering:

- Roof Panel:
  - 24ga Standing Seam Roof
  - Kynar finish in Standard color offering.
  - 25-year finish warranty included.

- Wall Panel: *NONE*

- Standard metal building trims for base of panel, corner, and framed openings. Edge of roof trims include standard rake trim and eave gutter with downspouts and elbows 26Ga.

Insulation:

- *NONE*

Framed Openings: Framing and Trim Only

- Open

Extras Included:

- None

**Proposal based on start date of TBD**

**BASE BID (includes freight and no tax): $225,473**

**Schedule** *(dates to be verified at time of order)*

- Approval Drawings: 8-12 weeks
- Delivery: 8-12 weeks from approval
- Erection: 4 weeks

PENETRATION COST SCHEDULE
(No additional mobilization fee or roof curb price included)
*This is based on standard wages.*

| *DOES NOT INCLUDE ANY HIGH TEMPERATURE (DEKTITE-FLASHING)* | |
|---|---|
| ***SIZE*** | ***PRICE*** |
| ***PIPE FLASHING – GRAY*** | |
| 1/8" - 4" | $ 169.00 |
| 4" - 10" | $ 219.00 |
| 10" - 18" | $ 356.00 |
| ***PIPE FLASHING - RETROFIT – GRAY*** | |
| 3/4" - 3" | $ 189.00 |
| 2" - 7-1/4" | $ 237.00 |
| 3-1/4" – 10" | $ 279.00 |

**ITEMS EXCLUDED FROM THIS SCOPE include:**

1. Painting or coating of any steel
2. Permits
3. Testing
4. Inspections
5. Prevailing Wages
6. Buy America Requirements
7. Foundation design
8. Concrete Work
9. MEP Work
10. Fire Protection
11. Roof Curbs
12. Man doors
13. Overhead doors
14. C-channel
15. Windows
16. Power washing of PEMB steel materials
17. Construction Fencing
18. Interior Finishes
19. Site utilities & temporary facilities
20. Provision and install of Anchor Bolts and/or templates, grouting of base plates.
21. Roof penetrations – (See Cost Schedule Above)
22. Misc Steel – bollards, metal stairs, railings, etc.
23. Penetrations
24. Backing
25. Fire Caulking
26. Stagger standing seam roof
27. Liner Panel
28. Translucent Panels
29. Welding
30. Winter Conditions
31. All Construction work not specifically included in this proposal.

**Project Notes:**

1. Pricing is based on award of entire scope as proposed.
2. Pricing is good for 14 days and is based on materials pricing as of ***the date of the proposal.*** Any market change in prices for materials or supplies beyond this time frame will be passed on as an increase to proposal cost.

3. Due to volatile market conditions, price will be locked in at time of full acceptance of approval drawing and release of building for fabrication. Any changes made prior to acceptance will be assigned to the Owner/Customer/GC.
4. Pricing for additional materials, including components, insulation, accessories, etc., will be locked in at the time it ships from the supplier.
5. **Pricing includes erecting the building in the standard sequence: primary, secondary, bracing, wall insulation/panels, roof insulation/panels, trims/accessories. Stopping or changing sequence to start another activity will result in a change order and add cost for inefficiency, extended equipment, and any additional lodging and per diem associated with delays.**
6. Erection of the building based on prevailing wages.

| | Rates | Fringes |
|---|---|---|
| IRONWORKER, STRUCTURAL.....$ | 35.25 | 17.32 |

IRON0402-001 10/01/2024

7. This Proposal includes the PEMB, Erection and accessories as specifically listed in this Scope.
8. **Winter Conditions are excluded from November 15th to March 15th, days lost, and equipment extension rentals are excluded.**
    a. If winter conditions are provided for, GC is responsible for snow removal on access roads to jobsite and all other areas critical to construction access and productivity. GC will push back snow piles as required to maintain 25' of clearance around building. Replacement cost for any damage to materials during snow removal will be the responsibility of the GC.
    b. Owner will pay for costs of delays due to wind, or weather delay beyond any amount stated in the proposal.
9. All other trades, division and construction work is excluded from this scope and is assumed to be performed by others.
10. **Excludes all sales tax (State, county, city and all use taxes) unless stated otherwise.**
11. All bonding excluded.
12. Materials FOB to jobsite.
13. All dumpsters, san-o-lets are supplied by others.
14. **Full time superintendent included**
15. **Standard safety practices and protocols included.** (Any special safety classes and requirements are excluded at this time, but can be charged at actual cost if needed).
16. Jobsite to provide full access around the building, including laydown area, and no unforeseen obstacles not shown on drawings. We required 25' of clearance around the entire structure.
17. **Alternates are specifically and individually outlined and defined in this proposal.**

18. All communication with regards to this proposal and any modification, revision or award is to be directed to the LBS Estimator managing this proposal. They are the only authorized LBS agent to handle this proposal and ensuing work.

***Lefever Building Systems Supply & Erect Proposal***

***Construction Conditions & Inclusions:***

1. Pre-Engineered Metal Building Proposal inclusions & details:
    a. Building to be designed as a "Standard Occupancy" use, unless otherwise indicated in this proposal.
    b. Engineered stamped metal building drawings and calcs for building permit requirements. Stamped drawings will be from a registered engineer, licensed in the jurisdiction where the building will be constructed. Includes Signed and sealed construction drawings along with a Letter of Certification from registered PEMB Engineer for the location of construction.
    c. All PEMB materials and components (including mezzanines, etc.) are provided by PEMB Supplier unless otherwise specifically documented and identified or excluded elsewhere in this proposal.
    d. LBS will provide a building that meets specifications for a Pre-Engineered Metal Building as defined by PEMB Supplier and the Metal Building Manufacturers Association. PEMB Supplier spec will have precedence in determining acceptable specifications of the building.

2. GC/Owner Responsibilities:
    a. GC is responsible for accurate placement of anchor bolts as shown on PEMB "For Construction" drawings. Any field modification to base plates or columns due to anchor bolt misplacement will be done by LBS on a Time & Materials basis.
    b. Work & Work Access:
        i. GC/Owner must provide adequate storage, laydown and marshalling areas that are located in close proximity to the construction work so that production is not adversely affected.
        ii. Owner/General Contractor will ensure a work site that provides reasonable access and an efficient workspace. This includes a nearby laydown area and reasonable access to building perimeter. Adequate access to work area includes access for labor, equipment, and materials. LBS will require 25' of clearance and work access around the entire structure with no piping, open trenches, etc. that will affect the work.
        iii. It is the intent and plan of LBS to have all materials from each vendor delivered in rapid sequence and largely at the same time.

iv. If owner's equipment is installed prior to or during construction and this installation affects the production efficiency of the LBS crew or its subcontractors, Owner/GC will be responsible for additional costs of lost productivity.

c. Slab on Grade will be used as a working surface during the construction and erection of the building. It must be available when LBS begins erection.

d. GC must provide documentation that certifies the slab is ready for use and that it will sustain loads that will be placed on it during construction at least 3 days prior to LBS mobilizing equipment or crew.

3. Erection will be in compliance with PEMB Standard Erection Guidelines. Any change requested by owner, architect or GC that varies from PEMB Supplier specifications may impact the warranty and price. This includes trim and details.
4. Buildings are erected using the "turn of the nut" method of bolt tightening.
5. Project overview/supervision will be by a PEMB certified Builder &/or a qualified erector.
6. Erection pricing is based on a specific erection sequence. If sequence is changed due to a specific request by GC/Owner, there will be an additional charge to compensate for lost efficiency.
7. All components are PEMB Standard; Sheeting & trim items (Kynar) includes a 25-year finish warranty. Includes PEMB warranty: 3 years on materials & workmanship.
8. Steel Finish:
    a. PEMB shop priming is provided to protect steel during transit and erection only. It is not intended or designed to be a final building finish. Drips and other imperfections may be encountered and are normal and acceptable. Surface preparation and final painting is not included in this proposal. If requested, LBS will perform this work on a T&M basis.
9. Owner/GC will be required to meet stated deadlines on returning marked and noted approval drawings. Failure to meet these deadlines will result in a production delay of the building which may result in a construction delay. Failure to meet these deadlines and provide acceptably marked approval drawings and the resulting delay will be the responsibility of the owner/GC.
10. If Owner/GC changes approval drawings and this change results in a price increase from PEMB Supplier, then Owner/GC is responsible for additional costs. LBS is not responsible for any increase in price due to any other party's changes or modifications.
11. Timing of project (building delivery and erection schedule) may change from what is quoted in this proposal if there are delays in award of project, changes in design, or a delay in approval to proceed with the scope as quoted. In those events, any delivery quoted in this proposal may experience a significant change. Any delay not caused by LBS will cause pricing to change if this forces LBS to alter material deliveries, crew schedules, or change in subcontractors.

12. GC agrees to provide LBS with formal notification (Certification of Approval to begin Steel Erection) before LBS will move to the site and begin work.
13. Mobilization, Site Issues, Product Storage & Logistics:
    a. Proposal is based on a single mobilization. If LBS must return to the job site for any reason that is outside of LBS control than GC agrees to pay a minimum mobilization fee of $5,000 per trip. Final fee depends on project size, location, and amount of equipment and manpower on site.
    b. Mobilizations do not include any warranty, punch list items which will be covered by LBS.
    c. Customer/Owner/GC agrees to pay any storage charges that would be incurred due to project delays caused by items outside the control of LBS.
14. LBS is not responsible for the coordination or cost of bolt inspections. These are the responsibility of the Owner/Prime Contractor.
15. Any penetrations will be billed at Time & Materials rate.
16. This proposal includes NO WELDING OF ANY KIND. Any welding will be performed on a time and materials basis and will be approved by the owner in advance in writing.

***LBS Construction Exclusions & Conditions:***

Exclusions on Construction Items, the Building and related items: Unless specifically included in the proposal the following are excluded:

1. Construction Items related to PEMB: The following are excluded
    a. Anchor bolts: Provision of and placement of including verification of location.
    b. Grouting of base plates.
    c. Roof curbs or roof penetrations, pipe penetrations, stairs, ladders, roof hatches, sky lights, wall lights.
    d. Door canopies
    e. “Boots” or “Diapers” for lift tires to prevent marking on concrete slab. These are available for an extra charge.
2. Engineered & stamped foundation design for building permit requirements and any concrete work.
3. Engineered stamped Noise Study for building permit use.
4. Mill Certificates. On a standard proposal no mill certificates will be provided. If these are requested at time of order these can be provided.
5. “Buy America” act requirements are excluded unless otherwise indicated in this proposal.
6. Weather tightness warranty unless otherwise indicated in this proposal.
7. Power washing of PEMB steel materials.
8. Field painting of any kind other than touch up.
9. Construction Fencing
10. Sano lets

11. Dumpsters
12. Site utilities & temporary facilities
13. Winter conditions, including snow removal, wind, or weather delay, etc.
14. Other Construction work and/or related items: This includes all construction items not included in PEMB scope. This exclusion applies to all scope of work items not specifically included in the proposal.
15. Exclusions for General Proposal, Project & Contractual Terms:
    a. Permits
    b. Use Tax, State, City & County Sales Tax.
    c. Liquidated damages of any type.
    d. Bonding
    e. Testing or inspection of any kind, including inspection fees (including those for bolt inspections).

***General Business, Payment, Insurance, Labor & Other Terms & Conditions:***

1. General Pricing, Payment Terms, Financial Conditions and Proposal Terms:
    a. Pricing is good for number of days indicated in number two of Notes section above and is based on materials pricing as of ***the date of the proposal.*** Any market change in prices for materials or supplies beyond this time frame will be passed on as an increase to proposal cost.
    b. If customer delays start date beyond the original schedule, LBS reserves the right to reprice the scope of work prior to beginning construction based on any schedule delays.
    c. Pricing is based on award of entire scope of proposal.
    d. Payment of all invoices is due in 30 days from billing date.
    e. Costs or charges for using any payment system that is mandated by the contractor will be added to the proposal & contract amount. LBS is not responsible for any ongoing or application costs for any payment management system whether electronic or manual.
    f. Owner/GC agrees to pay a finance charge of 0.75% per month (9.0% per year) for any delays in payment not caused by LBS.
    g. Upon award this proposal shall become part of the contract. Acceptance of proposal must be made in writing by authorized company representative.
2. Provisions for Labor & Hours, Training, Terms, etc.:
    a. Labor proposal is calculated based on a work week of 45 hours. (5 days @ 9 hours per day). No weekend or overtime above that is included.
    b. LBS reserves the right to work on weekends to meet or exceed schedule requirements. Owner/GC agrees to make the job site available for work activities during this time at no charge to LBS.

c. All field change orders will be $100.00/per man/per hour plus materials. Authorization to proceed and agreement to pay for changes must be signed in the field and provided to LBS in writing before any work will be started.
d. Proposal is based on standard wage rates and does ***not*** include Davis-Bacon wages or certified payroll reporting.
e. Proposal excludes specialized training (safety, operational, etc.) that may be required for the specific job site. Any training of this type will result in additional charges.
f. Priced based on working during daylight hours.

3. Insurance: Standard insurance coverage included (details can be provided).
    a. Incremental insurance requirements will be provided for an additional fee.
    b. LBS does NOT carry or provide Professional Liability insurance.
    c. LBS does NOT carry or provide Builders Risk Insurance (BRI). By accepting this proposal, the accepting party agrees to provide BRI. The policy must list LBS as an additional insured for labor, material & soft costs.
    d. LBS insurance policy has limitations and exclusions as detailed in insurance certificate. Owner/GC accepts these limitations and exclusions of insurance policy as written by LBS insurance company.
    e. This proposal specifically excludes any type of OCIP credit or deduction.
    f. This proposal limits any damages or claims (including indemnity claims) made by owner or GC to 5% of contract value. This limit does not apply to Insurance limits/coverage. Insurance limits & coverage are defined in the insurance certificate and policy.
    g. LBS is not responsible for damages due to the acts of God (wind, hail, flooding, etc.) or theft and vandalism.
4. Retainage:
    a. Retainage will be 5%.
    b. Due to the involvement of LBS in the early stages of the process, any retainage withheld from LBS invoices will be paid no later than 60 days after the completion of all work contained in the project scope including any open punch lists.
    c. Any unpaid balance (including retainage) that is outstanding after this 60-day window will accrue interest at the rate of 0.75% per month (9.0% per year) or portion thereof.

# RNGD PEMB Proposal

**Attn: PCL Construction, Inc.**
**Proposal Date: ~~11/19/25~~** 5/28/26

**Project: SERWRF Improvements Phase B**
**Location: Manatee County, FL**

RNGD Prefab, LLC proposes to furnish and install the following pre-engineered scope for the above-mentioned project per the IFC set dated July 2025. No addenda have been recognized.

## Furnish & Install Lump Sum: ~~$405,767.00~~ $456,142.00

1. Length: 20'-3"
2. Width: 94'-0"
3. Eave Height: 18'-3"
4. All scope is furnished and installed unless otherwise noted.
5. Installation includes all equipment to perform full scopes including cranes.
6. Prime painted primary and secondary structural components.
7. Clear-span rigid frames.
8. 24-Guage standing seam roof.
9. Gutters and downspouts.
10. All associated trim and flashing.
11. Roof panels and associated trim/flashing priced as standard Kynar colored finish. (Color TBD)
12. Anchor Bolts **(Furnish-Only)**
13. Shop & Erection Drawings
14. Building reactions.
15. Buildings designed per load information in 15/S00.002.
16. Applicable taxes.

## Project-Specific Exclusions:

1. Any conventional or miscellaneous steel scopes.
2. Field layout of anchor bolts. Anchor bolt drawings will be provided.
3. Any insulation.
4. Any roof accessories (i.e., ridge vents, curbs, etc.)
5. Any walls. All sides permanently open.
6. Any consideration for material escalation.

## RNGD Standard Exclusions: (Where Applicable)

1. Any work not mentioned in the "inclusions" section of this proposal.
2. Miscellaneous structural steel shown or implied in architectural, civil, landscape, electrical, plumbing, or mechanical drawings and not specifically shown in structural drawings, as well as items not identified, sized and/or detailed on contract drawings.
3. Field verification of existing conditions
4. Any surveying, testing, or inspections
5. Davis Bacon wage rates
6. Overtime
7. Permits or bonds.
8. Road closings permits, police escorts/details, special ID's, and vehicle passes.
9. Cold form metal framing and metal studs
10. Bolted lintels/relief angle at metal stud framing
11. Brick, CMU, or masonry ties
12. Locating of rebar and post-tension cables
13. Stair nosings or expansion joints
14. Grouting or grout materials
15. Metal siding, roofing, and sheet metal
16. Pre-manufactured awnings, canopies, and walkway covers.
17. Design or engineering

18. AESS Finishes
19. Duct sleeves or any MEP supports
20. Pre-cast erection or connections
21. Demolition, abatement, or shoring.
22. Fencing, pile strapping, dock levelers, bike racks, and benches
23. Flagpoles and light poles.
24. Any field painting or touch up.
25. Install or cleaning of any embedded materials.
26. Waste removal, dumpsters, or field toilets.
27. Cleaning or washing of steel on site. Contractor to provide adequate laydown with drainage. We are not responsible for any other site personnel walking on or placing other materials/debris on stored steel.
28. Preparation of steel for attachment by other trades or materials not in our scope.
29. Builders Risk Insurance
30. Off-site storage
31. Unloading before erection. If the site is not ready for erection when materials begin to arrive, pricing for the added mobilization and/or loss in production will be provided and accepted before work commences.

## Workflow and Mobilization:

Proposal is based on a single mobilization for our scope with the work being performed in a continuous, uninterrupted manner and erected in a sequence we deem most efficient. If for any reason RNGD Prefab, LLC is delayed or prevented to work at full capacity due to interferences by any other party or any other reason beyond our control, we will not be held responsible for time lost and reimbursement may be required for any costs incurred. If we are required to leave site and return due to circumstances caused by another party, there will be a fee assessed and issued for each occurrence.

## General Clarifications:

1. RNGD Prefab, LLC is only responsible for material on site while we are present. We are not responsible for any "furnish only" material. Any theft or damage by others will be the responsibility of the GC.
2. Base datum and all field reference points must be furnished by contractor.
3. An anchor bolt survey and concrete cure notice is required before start of erection as required by AISC and OSHA.
4. Total and complete access, with level ground conditions, is required for crews and equipment to work safely and productively. An area around the work area large enough for all erection equipment (including crane) will be required in accordance with OSHA standard 1926.752.
5. This proposal can act as the contract or will become part of your contract. Contract should be written to RNGD Prefab, LLC.
6. Payment Terms: Progress payments with 100% payment within 30 days of final invoice.
7. Pricing is valid on orders received within 30 days of this quote.

Regards,

Ross Blanchard

**RNGD Prefab, LLC | Renegade Thinking. Revolutionary Results.**

AISC CERTIFIED FABRICATOR & ERECTOR

## Bid Proposal

**GMP - SERWRF Capacity Phase B Improvements**

**All Bidders**
**Job Location:** Bradenton, FL
**Engineer Name:** McKim & Creed
**Bid Date:** 05/22/2026 05:00 pm
**Bid Due Date:**
**Addendum Number:** 2
**Plan Sheet Date:** 07/01/2025
**Core & Main Bid #:** 4934045

**Core & Main**
2525 12th St Bldg 2
Sarasota, FL 34237
Phone: 9413648909
Fax: 9419517543

| Bid Seq | Description | Qty | UoM | Sell | Ext Sell | Filter | Spec Sec | Addendum Number |
|---|---|---|---|---|---|---|---|---|
| 10 | ********** | | | | | | | |
| 20 | **SITE UTILITIES** | | | | | | | |
| 30 | **P/S C03.201-.205** | | | | | | | |
| 40 | _____ | | | | | | | |
| 50 | | | | | | | | |
| 60 | **AGI INFLUENT F/AGS INFLUENT PS P/S C03.201** | | | | | | | |
| 70 | | | | | | | | |
| 80 | 24 HDSS PR350 DI PIPE PERMOX | 100 | FT | 433.09 | 43,309.00 | DI PIPE | MC_UTILITES APP LIST | |
| 90 | 24 MJ 90 C153 IMP PERMOX | 1 | EA | 4,968.34 | 4,968.34 | DI MJ FTGS | MC_UTILITES APP LIST | |
| 100 | 24 FOSTER ADPT EPXY W/BLUE B&N 24FA-OX.BLU USA | 1 | EA | 1,187.44 | 1,187.44 | DI MJ FTGS | MC_UTILITES APP LIST | |
| 110 | 24 MJ 45 C153 IMP PERMOX | 1 | EA | 3,685.62 | 3,685.62 | DI MJ FTGS | MC_UTILITES APP LIST | |
| 120 | 24 MJ L/P SLV C153 IMP PERMOX | 1 | EA | 3,383.73 | 3,383.73 | DI MJ FTGS | MC_UTILITES APP LIST | |
| 130 | 24 STAR 3024 DIP REST SB IMP STARBOND L/ACC SGDPS24 | 6 | EA | 552.28 | 3,313.68 | MJ RESTRAINTS | MC_UTILITES APP LIST | |
| 140 | 24 MJ ACC SET L/GLAND EPDM GSKT COR BLUE BOLTS IMP | 6 | EA | 248.25 | 1,489.50 | MJ RESTRAINTS | 02640_PG.217 | |
| 150 | | | | | | | | |
| 160 | **AG-WAS TO BASINS P/S C03.201** | | | | | | | |
| 170 | | | | | | | | |
| 180 | 8 HDSS PR350 DI PIPE PERMOX | 100 | FT | 123.03 | 12,303.00 | DI PIPE | MC_UTILITES APP LIST | |
| 190 | 8 MJ 45 C153 IMP PERMOX | 2 | EA | 640.59 | 1,281.18 | DI MJ FTGS | MC_UTILITES APP LIST | |
| 200 | 8 MJ L/P SLV C153 IMP PERMOX | 1 | EA | 708.53 | 708.53 | DI MJ FTGS | MC_UTILITES APP LIST | |
| 210 | 8 STAR 3008 DIP REST SB IMP STARBOND L/ACC SGDPS08N | 6 | EA | 57.42 | 344.52 | MJ RESTRAINTS | MC_UTILITES APP LIST | |
| 220 | 8"MJ ACC SET L/GLAND COR BLUE | 6 | EA | 65.61 | 393.66 | MJ RESTRAINTS | 02640_PG.217 | |
| 230 | **PAGE BREAK** | | | | | | | |
| 240 | **AEROBIC GRANULATED SLUDGE DRN P/S C03.201** | | | | | | | |
| 250 | | | | | | | | |
| 260 | 4 PVC SCH80 PIPE SWB 20' | 160 | FT | 10.58 | 1,692.80 | SCH80 PVC | | |
| 270 | 4X4 PVC S80 WYE HXHXH 875-040 | 2 | EA | 164.70 | 329.40 | SCH80 PVC | | |
| 280 | 4 PVC S80 45 HXH 817-040 | 4 | EA | 52.32 | 209.28 | SCH80 PVC | | |
| 290 | 4 SCH40 FEMALE ADAPT HXFIPT 435-040 | 2 | EA | 6.72 | 13.44 | SCH80 PVC | | |
| 300 | 4 PVC S40 TRD PLG MIPT 450-040 | 2 | EA | 9.93 | 19.86 | SCH80 PVC | | |
| 310 | 4 PVC S80 CPLG HXH 829-040 | 2 | EA | 21.22 | 42.44 | SCH80 PVC | | |
| 320 | | | | | | | | |
| 330 | **NONPOTABLE WATER P/S C03.202-.204** | | | | | | | |
| 340 | | | | | | | | |
| 350 | 8 MJ L/P SLV C153 IMP | 1 | EA | 752.82 | 752.82 | DI MJ FTGS | MC_UTILITES APP LIST | |
| 360 | 8X4 MJ TEE C153 IMP | 2 | EA | 283.50 | 567.00 | DI MJ FTGS | MC_UTILITES APP LIST | |
| 370 | 4 FOSTER ADPT EPXY W/BLUE B&N 4FA-OX.BLU USA | 2 | EA | 131.19 | 262.38 | DI MJ FTGS | MC_UTILITES APP LIST | |
| 380 | 4 F6100 MJ RW GV OL ON L/ACC CLOW GATE VALVE EPOXY COATED W/STAINLESS STEEL BOLTS & NUTS | 2 | EA | 715.77 | 1,431.54 | VALVE GATE | | |
| 390 | 4 HDSS PR350 DI PIPE | 180 | FT | 53.89 | 9,700.20 | DI PIPE | | |
| 400 | 4 MJ CAP C153 IMP | 1 | EA | 42.75 | 42.75 | DI MJ FTGS | MC_UTILITES APP LIST | |
| 410 | 4 MJ TEE C153 IMP | 1 | EA | 147.00 | 147.00 | DI MJ FTGS | | |
| 420 | 4X2 MJ TAPT CAP C153 IMP | 2 | EA | 87.75 | 175.50 | DI MJ FTGS | | |
| 430 | C87-77-NL 2 BRS MALE ADPT MIPTXPJ PVC NO LEAD | 2 | EA | 132.63 | 265.26 | BRASS FTGS | | |
| 440 | 2 PVC SCH80 PIPE SWB 20' | 180 | FT | 3.52 | 633.60 | SCH80 PVC | | |
| 450 | 2 PVC S80 90 HXH 806-020 | 1 | EA | 4.82 | 4.82 | SCH80 PVC | | |
| 460 | 8 HDSS PR350 DI PIPE | 240 | FT | 52.82 | 12,676.80 | DI PIPE | MC_UTILITES APP LIST | |
| 470 | 8 MJ 45 C153 IMP | 1 | EA | 640.59 | 640.59 | DI MJ FTGS | MC_UTILITES APP LIST | |
| 480 | 8 STAR 3008 DIP REST SB IMP STARBOND L/ACC SGDPS08N | 8 | EA | 57.42 | 459.36 | MJ RESTRAINTS | MC_UTILITES APP LIST | |
| 490 | 8"MJ ACC SET L/GLAND COR BLUE | 8 | EA | 65.61 | 524.88 | MJ RESTRAINTS | 02640_PG.217 | |
| 500 | 4 STAR 3004 DIP REST SB IMP STARBOND L/ACC SGDPS04N | 6 | EA | 32.48 | 194.88 | MJ RESTRAINTS | MC_UTILITES APP LIST | |
| 510 | 4"MJ ACC SET L/GLAND COR BLUE | 6 | EA | 48.00 | 288.00 | MJ RESTRAINTS | 02640_PG.217 | |
| 520 | | | | | | | | |
| 530 | **BASIN WATERLINE CORRECTION P/S C03.203** | | | | | | | |
| 540 | | | | | | | | |
| 550 | 30 MJ L/P SLV C153 IMP PERMOX | 1 | EA | 6,098.28 | 6,098.28 | DI MJ FTGS | MC_UTILITES APP LIST | |

Internal Use Only

| | | | | | | | |
|---|---|---|---|---|---|---|---|
| 560 | 30 TJ PR350 DI PIPE PERMOX | 20 | FT | 554.80 | 11,096.00 | DI PIPE | MC_UTILITES APP LIST |
| 570 | 30X16 MJ TEE C153 IMP PERMOX | 1 | EA | 10,976.17 | 10,976.17 | DI MJ FTGS | MC_UTILITES APP LIST |
| 580 | 16 TJ PR350 DI PIPE PERMOX | 240 | FT | 228.39 | 54,813.60 | DI PIPE | MC_UTILITES APP LIST |
| 590 | 16 MJ 45 C153 IMP PERMOX | 3 | EA | 2,037.59 | 6,112.77 | DI MJ FTGS | MC_UTILITES APP LIST |
| 600 | 30 STAR 3030 DIP REST SB IMP STARBOND L/ACC SGDPS30 | 4 | EA | 1,362.67 | 5,450.68 | MJ RESTRAINTS | MC_UTILITES APP LIST |
| 610 | 30 MJ ACC SET L/GLAND EPDM GSKT COR BLUE BOLTS IMP | 4 | EA | 515.72 | 2,062.88 | MJ RESTRAINTS | 02640_PG.217 |
| 620 | 16 STAR 3016 DIP REST SB IMP STARBOND L/ACC SGDPS16 | 7 | EA | 233.89 | 1,637.23 | MJ RESTRAINTS | MC_UTILITES APP LIST |
| 630 | 16"MJ ACC SET L/GLAND COR BLUE | 7 | EA | 152.25 | 1,065.75 | MJ RESTRAINTS | 02640_PG.217 |
| 640 | | | | | | | |
| 650 | **REJECT RETURN LINE P/S C03.203** | | | | | | |
| 660 | | | | | | | |
| 670 | 12 MJ 90 C153 IMP PERMOX | 1 | EA | 1,363.36 | 1,363.36 | DI MJ FTGS | MC_UTILITES APP LIST |
| 680 | 12 PVC C900 DR18 PIPE 20' GRN GSKT PC235 | 140 | FT | 37.42 | 5,238.80 | C900 | MC_UTILITES APP LIST |
| 690 | 12 STAR 4012 PVC REST SB IMP STARBOND L/ACC PVCS4012G2 | 3 | EA | 140.24 | 420.72 | MJ RESTRAINTS | MC_UTILITES APP LIST |
| 700 | 12"MJ ACC SET L/GLAND COR BLUE | 3 | EA | 91.20 | 273.60 | MJ RESTRAINTS | 02640_PG.217 |
| 710 | | | | | | | |
| 720 | **LEACHATE LINE P/S C03.203** | | | | | | |
| 730 | | | | | | | |
| 740 | 12 MJ 90 C153 IMP PERMOX | 1 | EA | 1,363.36 | 1,363.36 | DI MJ FTGS | MC_UTILITES APP LIST |
| 750 | 12 PVC C900 DR18 PIPE 20' GRN GSKT PC235 | 60 | FT | 37.42 | 2,245.20 | C900 | MC_UTILITES APP LIST |
| 760 | 12 MJ 45 C153 IMP PERMOX | 3 | EA | 1,232.65 | 3,697.95 | DI MJ FTGS | MC_UTILITES APP LIST |
| 770 | 6 MJ 90 C153 IMP PERMOX | 3 | EA | 506.65 | 1,519.95 | DI MJ FTGS | MC_UTILITES APP LIST |
| 780 | 6 PVC C900 DR18 PIPE 20' GRN GSKT PC235 | 120 | FT | 10.30 | 1,236.00 | C900 | MC_UTILITES APP LIST |
| 790 | 12 STAR 4012 PVC REST SB IMP STARBOND L/ACC PVCS4012G2 | 8 | EA | 140.24 | 1,121.92 | MJ RESTRAINTS | MC_UTILITES APP LIST |
| 800 | 12"MJ ACC SET L/GLAND COR BLUE | 8 | EA | 91.20 | 729.60 | MJ RESTRAINTS | 02640_PG.217 |
| 810 | 6 STAR 4006 PVC REST SB IMP STARBOND L/ACC PVCS4006G2 | 6 | EA | 48.00 | 288.00 | MJ RESTRAINTS | MC_UTILITES APP LIST |
| 820 | 6"MJ ACC SET L/GLAND COR BLUE | 6 | EA | 65.61 | 393.66 | MJ RESTRAINTS | 02640_PG.217 |
| 830 | | | | | | | |
| 840 | **AEROBIC GRANULATED SLUDGE EFF P/S C03.204, .205** | | | | | | |
| 850 | | | | | | | |
| 860 | 24 HDSS PR350 DI PIPE PERMOX | 740 | FT | 433.09 | 320,486.60 | DI PIPE | MC_UTILITES APP LIST |
| 870 | 24 MJ 45 C153 IMP PERMOX | 6 | EA | 3,685.62 | 22,113.72 | DI MJ FTGS | MC_UTILITES APP LIST |
| 880 | 24 MJ 90 C153 IMP PERMOX | 2 | EA | 4,968.34 | 9,936.68 | DI MJ FTGS | MC_UTILITES APP LIST |
| 890 | 12 STAR 4012 PVC REST SB IMP STARBOND L/ACC PVCS4012G2 | 16 | EA | 140.24 | 2,243.84 | MJ RESTRAINTS | MC_UTILITES APP LIST |
| 900 | 12"MJ ACC SET L/GLAND COR BLUE | 16 | EA | 91.20 | 1,459.20 | MJ RESTRAINTS | 02640_PG.217 |
| 910 | | | | | | | |
| 920 | ********** | | | | | | |
| 930 | **MECHANICAL** | | | | | | |
| 940 | **P/S C03.201-.205** | | | | | | |
| 950 | _____ | | | | | | |
| 960 | | | | | | | |
| 970 | **AGS INLFLUENT PUMP STATION P/S M34.201, .301, .501** | | | | | | |
| 980 | **NT: NO P&ID F/INF PS. CONTRACTOR TO VERIFY ALL MATERIALS BEFORE ORDERING.** | | | | | | |
| 990 | | | | | | | |
| 1000 | **INFLUENT** | | | | | | |
| 1010 | | | | | | | |
| 1020 | 24" 7200 SUPER FLANGE W/ 316SS B&N RSF7224SS16 IMP | 1 | EA | 4,210.58 | 4,210.58 | RFCA | MC_UTILITES APP LIST |
| 1040 | 24 FLGXFLG DI PIPE PERMOX 3'6" PRIMED IMP | 1 | EA | 4,690.22 | 4,690.22 | DI FLG PIPE | 09900_PG.425 |
| 1050 | 24X16 FLG TEE C110 PERMOX | 3 | EA | 7,470.23 | 22,410.69 | DI FLG FTGS | 09900_PG.425 |
| 1060 | 24 FLGXFLG DI PIPE PERMOX 8' PRIMED IMP | 2 | EA | 7,621.74 | 15,243.48 | DI FLG PIPE | 09900_PG.425 |
| 1070 | 24 FLGXFLG DI PIPE PERMOX 7'5" PRIMED IMP | 1 | EA | 7,295.66 | 7,295.66 | DI FLG PIPE | 09900_PG.425 |
| 1080 | 24X16 FLG 90 C110 PR IMP PERMO | 1 | EA | 6,881.12 | 6,881.12 | DI FLG FTGS | 09900_PG.425 |
| 1090 | 16 GA FIG B517 FLG PLUG VLV W/GEAR & OP NUT | 4 | EA | 7,611.12 | 30,444.48 | VALVE PLUG | MC_UTILITES APP LIST |
| 1110 | 16 FLGXFLG DIP PERMOX 2'10" PRIMED IMP | 4 | EA | 2,621.12 | 10,484.48 | DI FLG PIPE | 09900_PG.425 |
| 1120 | 16 FLGXPE DI PIPE PERMOX 1' PRIMED IMP | 4 | EA | 1,117.78 | 4,471.12 | DI FLG PIPE | 09900_PG.425 |
| 1130 | 16" 7200 SUPER FLANGE W/ 316SS B&N RSF7216SS16 IMP | 4 | EA | 2,560.47 | 10,241.88 | RFCA | MC_UTILITES APP LIST |
| 1150 | 24X1/8 FLG ACC EPDM FF 316SS | 8 | EA | 667.63 | 5,341.04 | FLG BNG | |
| 1160 | 16 FLG ACC EPDM FF 316SS | 16 | EA | 311.32 | 4,981.12 | FLG BNG | |
| 1170 | | | | | | | |
| 1180 | **EFFLUENT** | | | | | | |
| 1190 | | | | | | | |
| 1200 | 16 FLGXFLG DI PIPE PERMOX 1'6" PRIMED IMP | 4 | EA | 2,011.12 | 8,044.48 | DI FLG PIPE | 09900_PG.425 |
| 1210 | 16 FLG 90 C110 PR IMP PERMOX | 8 | EA | 3,052.50 | 24,420.00 | DI FLG FTGS | 09900_PG.425 |
| 1220 | 16 FLGXFLG DI PIPE PERMOX 2' PRIMED IMP | 4 | EA | 2,214.45 | 8,857.80 | DI FLG PIPE | 09900_PG.425 |
| 1230 | 16X4 FLG TEE C110 PERMOX | 4 | EA | 4,387.78 | 17,551.12 | DI FLG FTGS | 09900_PG.425 |
| 1240 | 4X2 TAPT BLIND FLG PERMOX | 4 | EA | 370.77 | 1,483.08 | DI FLG FTGS | 09900_PG.425 |
| 1250 | 2XCL BRASS NIPPLE NO LEAD (I) | 4 | EA | 19.02 | 76.08 | BRASS FTGS | |
| 1260 | 2 WATT LF3003 FIPT DIE UNION LEAD FREE 0009879 | 4 | EA | 316.46 | 1,265.84 | BRASS FTGS | |
| 1270 | 2XCL 316SS NIPPLE | 8 | EA | 10.09 | 80.72 | SST FTGS | |
| 1280 | V210FP-32 2 316SS BALL VLV FP FIPTXFIPT | 4 | EA | 138.72 | 554.88 | SST BALL VALVE | MC_UTILITES APP LIST |
| 1290 | 2 929 AIR RELEASE VALVE ONLY | 4 | EA | 1,147.06 | 4,588.24 | VALVE AIR | MC_UTILITES APP LIST |

| | | | | | | | |
|---|---|---|---|---|---|---|---|
| 1300 | 16 FLGXFLG DIP PERMOX 1'10" PRIMED IMP TAPT 1/2" @ CENTER | 4 | EA | 2,518.89 | 10,075.56 | DI FLG PIPE | 09900_PG.425 |
| 1320 | 16 8001A SWING CHECK VLV FULL WATER WAY, FLANGE ENDS, CAST IRON BODY, BRONZE BODY BRONZE DISC SEAT RING, SINGLE WEIGHT, 316 SS HINGE PIN, D 9007C SPDT NEMA 4 LIMIT 316 SS COVER BOLTS, 16 MILS AND EXTERIOR EPOXY PAINT, | 4 | EA | 15,582.32 | 62,329.28 | VALVE CHECK | MC_UTILITES APP LIST |
| 1400 | 16 GA FIG B517 FLG PLUG VLV W/GEAR & OP NUT | 4 | EA | 7,611.12 | 30,444.48 | VALVE PLUG | MC_UTILITES APP LIST |
| 1420 | 16 FLG TEE C110 PERMOX | 4 | EA | 4,139.67 | 16,558.68 | DI FLG FTGS | 09900_PG.425 |
| 1430 | 16X2 TAPT BLIND FLG PERMOX | 4 | EA | 2,454.23 | 9,816.92 | DI FLG FTGS | 09900_PG.425 |
| 1440 | 2X1/2 BRASS BUSHING NL (I) NO LEAD | 4 | EA | 27.43 | 109.72 | BRASS FTGS | |
| 1450 | 1/2X2 BRASS NIPPLE NO LEAD (I) | 4 | EA | 4.08 | 16.32 | BRASS FTGS | |
| 1460 | 1/2 WATT LF3003 FIPT DIE UNION NO LEAD 0009874 | 4 | EA | 47.76 | 191.04 | BRASS FTGS | |
| 1470 | 1/2 MIPXFIP ASHCROFT V02 316SS GAUGE VALVE | 4 | EA | 312.90 | 1,251.60 | PRESS GAUGE | |
| 1480 | 16 FLGXFLG DI PIPE PERMOX 2'1" PRIMED IMP | 4 | EA | 2,417.78 | 9,671.12 | DI FLG PIPE | 09900_PG.425 |
| 1490 | 24X16 FLG 90 C110 IMP PERMOX | 1 | EA | 6,881.12 | 6,881.12 | DI FLG FTGS | 09900_PG.425 |
| 1500 | 24 FLGXFLG DI PIPE PERMOX 7'5" PRIMED IMP | 1 | EA | 7,295.66 | 7,295.66 | DI FLG PIPE | 09900_PG.425 |
| 1510 | 24X16 FLG TEE C110 PERMOX | 3 | EA | 7,470.23 | 22,410.69 | DI FLG FTGS | 09900_PG.425 |
| 1520 | 24 FLGXFLG DI PIPE PERMOX 8' PRIMED IMP | 2 | EA | 7,621.74 | 15,243.48 | DI FLG PIPE | 09900_PG.425 |
| 1530 | 24 FLGXFLG DIP PERMOX 1'11" PRIMED IMP TAPT 1/2" @ CENTER | 1 | EA | 4,009.79 | 4,009.79 | DI FLG PIPE | 09900_PG.425 |
| 1550 | 24 FLG 90 C110 PR IMP PERMOX | 1 | EA | 7,455.56 | 7,455.56 | DI FLG FTGS | 09900_PG.425 |
| 1560 | 24 FLGXFLG DI PIPE PERMOX 9'7" PRIMED IMP | 1 | EA | 8,925.00 | 8,925.00 | DI FLG PIPE | 09900_PG.425 |
| 1570 | **CLAMP ON FLOWMETER BY OTHERS** | | | | | | |
| 1580 | 24 FLG TEE C110 PERMOX | 1 | EA | 10,351.00 | 10,351.00 | DI FLG FTGS | 09900_PG.425 |
| 1590 | 24X2 TAPT BLIND FLG PERMOX | 1 | EA | 6,090.95 | 6,090.95 | DI FLG FTGS | 09900_PG.425 |
| 1600 | 2XCL BRASS NIPPLE NO LEAD (I) | 1 | EA | 19.02 | 19.02 | BRASS FTGS | |
| 1610 | 2 WATT LF3003 FIPT DIE UNION LEAD FREE 0009879 | 1 | EA | 316.46 | 316.46 | BRASS FTGS | |
| 1620 | 2XCL 316SS NIPPLE | 1 | EA | 10.09 | 10.09 | SST FTGS | |
| 1630 | V210FP-32 2 316SS BALL VLV FP FIPTXFIPT | 1 | EA | 138.72 | 138.72 | SST BALL VALVE | MC_UTILITES APP LIST |
| 1640 | 2 929 AIR RELEASE VALVE ONLY | 1 | EA | 1,147.06 | 1,147.06 | VALVE AIR | MC_UTILITES APP LIST |
| 1650 | 24 FLGXPE DI PIPE PERMOX 8' PRIMED IMP | 1 | EA | 6,434.79 | 6,434.79 | DI FLG PIPE | 09900_PG.425 |
| 1660 | 24X1/8 FLG ACC EPDM FF 316SS | 12 | EA | 667.63 | 8,011.56 | FLG BNG | |
| 1670 | 16 FLG ACC EPDM FF 316SS | 52 | EA | 311.32 | 16,188.64 | FLG BNG | |
| 1680 | | | | | | | |
| 1690 | **ARV/PI DRAIN PIPING** | | | | | | |
| 1700 | | | | | | | |
| 1710 | 2 S80 MALE ADPT BRASS MIPTXH 836-020BR | 5 | EA | 212.47 | 1,062.35 | SCH80 PVC | |
| 1730 | 2 PVC SCH80 PIPE SWB 20' | 140 | FT | 3.52 | 492.80 | SCH80 PVC | |
| 1740 | 2 PVC S80 90 HXH 806-020 | 14 | EA | 4.82 | 67.48 | SCH80 PVC | |
| 1750 | 2X1/2 PVC S80 TEE HXH 801-247 | 4 | EA | 11.60 | 46.40 | SCH80 PVC | |
| 1760 | 4X2 PVC S80 TEE HXH 801-420 | 5 | EA | 34.36 | 171.80 | SCH80 PVC | |
| 1770 | 4 PVC SCH80 PIPE SWB 20' | 40 | FT | 10.58 | 423.20 | SCH80 PVC | |
| 1780 | SPEARS P105X-040 4 CLEAN OUT ADAPTER SPIGXF PVC DWV W/PLUG | 1 | EA | 7.86 | 7.86 | CLEANOUT | |
| 1790 | 1/2X2 BRASS NIPPLE NO LEAD (I) | 8 | EA | 4.08 | 32.64 | BRASS FTGS | |
| 1800 | 1/2 BRASS TEE NO LEAD (I) | 4 | EA | 7.45 | 29.80 | BRASS FTGS | |
| 1810 | 1/2 WATT LF3003 FIPT DIE UNION NO LEAD 0009874 | 4 | EA | 47.76 | 191.04 | BRASS FTGS | |
| 1820 | 1/2XCL 316SS NIPPLE | 4 | EA | 2.08 | 8.32 | SST FTGS | |
| 1830 | MERIT V210FP-08 1/2IN T-316 SS BALL VALVE FULL PORT 2-PIECE 1000 WOG | 4 | EA | 29.96 | 119.84 | SST BALL VALVE | MC_UTILITES APP LIST |
| 1840 | 1/2X1/2 201 ASHCROFT DIAPHRAGM SEAL, 316SS W/ 1/4" FLUSH PORT | 4 | EA | 588.13 | 2,352.52 | PRESS GAUGE | 13310_PG.565 |
| 1860 | 4-1/2 1279AS PRESSURE GAUGE 0-200 PSI 1/2 LOWER CONNECTION | 4 | EA | 164.34 | 657.36 | PRESS GAUGE | 13310_PG.565 |
| 1870 | 1/2 S80 MALE ADPT BRASS MIPTXH 836-005BR | 4 | EA | 34.55 | 138.20 | SCH80 PVC | |
| 1890 | 1/2 PVC SCH80 PIPE PE 20' | 40 | FT | 0.85 | 34.00 | SCH80 PVC | |
| 1900 | | | | | | | |
| 1910 | **AEROBIC GRANULAR SLUDGE BASINS P/S M35.201-.503, I35.001-.003** | | | | | | |
| 1920 | | | | | | | |
| 1930 | **AG INFLUENT** | | | | | | |
| 1940 | | | | | | | |
| 1950 | **24X30 TEES IN PHASE A** | | | | | | |
| 1960 | | | | | | | |
| 1970 | 30 FLGXPE DI PIPE PERMOX 5'6" PRIMED IMP | 2 | EA | 6,589.14 | 13,178.28 | DI FLG PIPE | 09900_PG.425 |
| 1980 | 30 FLG(TAP)XWCXPE DI PIPE 5'6" IMP (WC 1'5" F/FLG) PRIMED TNEMEC N140 PERMOX | 1 | EA | 8,516.31 | 8,516.31 | DI FLG PIPE | 09900_PG.425 |
| 2020 | 1-1/4X9-1/4 STUD BOLT 316SS FLG STUD | 28 | EA | 27.38 | 766.64 | FLG BNG | 02640_PG.217 |
| 2030 | 30 FLG 90 C110 PR IMP PERMOX | 3 | EA | 11,755.95 | 35,267.85 | DI FLG FTGS | 09900_PG.425 |
| 2040 | **30"EMO PLUG VLVS BY AG BASIN** | | | | | | |
| 2050 | 30 FLGXPE DI PIPE PERMOX 3'11" PRIMED IMP | 3 | EA | 5,313.05 | 15,939.15 | DI FLG PIPE | 09900_PG.425 |
| 2060 | 36X30 FLG 90 C110 MP PERMOX | 3 | EA | 18,154.28 | 54,462.84 | DI FLG FTGS | 09900_PG.425 |

| | | | | | | | |
|---|---|---|---|---|---|---|---|
| 2070 | 36 FLG(TAP)XWCXFLG(TAP) 4'8" IMP<br>(WC 2'8" F/FLG)<br>PRIMED TNEMEC N140<br>PERMOX | 3 | EA | 14,845.66 | 44,536.98 | DI FLG PIPE | 09900_PG.425 |
| 2110 | 1-1/2X11-1/4 STUD BOLT 316SS | 192 | EA | 53.77 | 10,323.84 | FLG BNG | 02640_PG.217 |
| 2120 | 36 FLGXPE DI PIPE PERMOX 0'6" PRIMED IMP | 3 | EA | 3,857.61 | 11,572.83 | DI FLG PIPE | 09900_PG.425 |
| 2130 | 30X1/8 FLG ACC EPDM FF 316SS | 12 | EA | 1,099.94 | 13,199.28 | FLG BNG | |
| 2140 | 30 STAR 3030 DIP REST SB IMP STARBOND L/ACC<br>SGDPS30 | 3 | EA | 1,362.67 | 4,088.01 | MJ RESTRAINTS | MC_UTILITES APP LIST |
| 2150 | 30 MJ ACC SET L/GLAND EPDM GSKT COR BLUE<br>BOLTS IMP | 3 | EA | 515.72 | 1,547.16 | MJ RESTRAINTS | 02640_PG.217 |
| 2160 | 36X1/8 FLG ACC EPDM FF 316SS | 6 | EA | 1,751.83 | 10,510.98 | FLG BNG | |
| 2170 | | | | | | | |
| 2180 | **AG EFFLUENT** | | | | | | |
| 2190 | **NT: SECT SHT M35.303 NOT GIVEN. CONTRACTOR TO VERIFY AGE DOWNPIPE** | | | | | | |
| 2200 | | | | | | | |
| 2210 | 24 FLGXWCXPE DI PIPE 17'6" IMP<br>(WC 16'4" F/FLG)<br>PRIMED TNEMEC N140<br>PERMOX | 1 | EA | 13,311.96 | 13,311.96 | DI FLG PIPE | 09900_PG.425 |
| 2250 | 24 FLG 90 C110 PR IMP PERMOX | 2 | EA | 7,455.56 | 14,911.12 | DI FLG FTGS | 09900_PG.425 |
| 2260 | 24 FLGXFLG DI PIPE PERMOX 2' PRIMED IMP | 1 | EA | 3,711.96 | 3,711.96 | DI FLG PIPE | 09900_PG.425 |
| 2270 | 24 FLGXPE DI PIPE PERMOX 4'6" PRIMED IMP | 1 | EA | 4,154.35 | 4,154.35 | DI FLG PIPE | 09900_PG.425 |
| 2280 | 24X1/8 FLG ACC EPDM FF 316SS | 4 | EA | 667.63 | 2,670.52 | FLG BNG | |
| 2290 | | | | | | | |
| 2300 | **BASIN WAS TO SURGE TANK** | | | | | | |
| 2310 | | | | | | | |
| 2320 | 30 FLGXPE DI PIPE PERMOX 0'6" PRIMED IMP | 3 | EA | 2,759.79 | 8,279.37 | DI FLG PIPE | 09900_PG.425 |
| 2330 | 30 FLG 45 C110 P401 PERMOX | 6 | EA | 11,451.00 | 68,706.00 | DI FLG FTGS | 09900_PG.425 |
| 2340 | 30 FLGXFLG DI PIPE PERMOX 1' PRIMED IMP | 3 | EA | 4,577.18 | 13,731.54 | DI FLG PIPE | 09900_PG.425 |
| 2350 | 30 FLG(TAP)XWCXFLG(TAP) 4'7" IMP<br>(WC 2'1" F/FLG)<br>PRIMED TNEMEC N140<br>PERMOX | 1 | EA | 10,871.74 | 10,871.74 | DI FLG PIPE | 09900_PG.425 |
| 2390 | 1-1/4X9-1/4 STUD BOLT 316SS FLG STUD | 168 | EA | 25.77 | 4,329.36 | FLG BNG | 02640_PG.217 |
| 2400 | 24X30 FLG BULLHD TEE PERMOX | 3 | EA | 17,630.05 | 52,890.15 | DI FLG FTGS | 09900_PG.425 |
| 2410 | **24"EMO PLUG VLVS BY AG BASIN** | | | | | | |
| 2420 | 24 FLGXFLG DI PIPE PERMOX 1'7" PRIMED IMP | 3 | EA | 3,711.96 | 11,135.88 | DI FLG PIPE | 09900_PG.425 |
| 2430 | 24X20 FLG 90 C110 IMP PERMOX | 3 | EA | 7,335.17 | 22,005.51 | DI FLG FTGS | 09900_PG.425 |
| 2440 | 20 FLGXFLG DIP PERMOX 10'2" PRIMED IMP | 3 | EA | 7,402.18 | 22,206.54 | DI FLG PIPE | 09900_PG.425 |
| 2450 | 20 FLG TEE C110 PERMOX | 3 | EA | 6,764.39 | 20,293.17 | DI FLG FTGS | 09900_PG.425 |
| 2460 | 20 BLIND FLG DI PERMOX | 1 | EA | 3,938.62 | 3,938.62 | DI FLG FTGS | 09900_PG.425 |
| 2470 | 20 FLGXFLG DI PIPE 20' PERMOX | 8 | EA | 12,364.45 | 98,915.60 | DI FLG PIPE | 09900_PG.425 |
| 2480 | 20 FLGXFLG DI 15'6" PERMOX | 1 | EA | 10,232.23 | 10,232.23 | DI FLG PIPE | 09900_PG.425 |
| 2490 | 20 FLGXFLG DI 15'5" PERMOX | 1 | EA | 10,232.23 | 10,232.23 | DI FLG PIPE | 09900_PG.425 |
| 2500 | 20 FLGXFLG DI 11'2" PERMOX | 1 | EA | 8,100.00 | 8,100.00 | DI FLG PIPE | 09900_PG.425 |
| 2510 | 20 FLG 90 C110 PR IMP PERMOX | 1 | EA | 4,841.23 | 4,841.23 | DI FLG FTGS | 09900_PG.425 |
| 2520 | 20 FLG(TAP)XWCXFLG(TAP) 3'1" IMP<br>(WC 1'11")<br>PRIMED TNEMEC N140<br>PERMOX | 1 | EA | 4,514.45 | 4,514.45 | DI FLG PIPE | 09900_PG.425 |
| 2560 | 1-1/8X6-1/4 STUD BOLT 316SS | 20 | EA | 21.07 | 421.40 | FLG BNG | 02640_PG.217 |
| 2570 | 30X1/8 FLG ACC EPDM FF 316SS | 15 | EA | 1,099.94 | 16,499.10 | FLG BNG | |
| 2580 | 24X1/8 FLG ACC EPDM FF 316SS | 9 | EA | 667.63 | 6,008.67 | FLG BNG | |
| 2590 | 20X1/8 FLG ACC EPDM FF 316SS | 22 | EA | 591.83 | 13,020.26 | FLG BNG | |
| 2600 | | | | | | | |
| 2610 | **WATER LEVEL CORRECTION** | | | | | | |
| 2620 | | | | | | | |
| 2630 | **24"EMO PLUG VLVS BY AG BASIN** | | | | | | |
| 2640 | 24 FLGXFLG DI PIPE PERMOX 1'7" PRIMED IMP | 3 | EA | 3,711.96 | 11,135.88 | DI FLG PIPE | 09900_PG.425 |
| 2650 | 24X16 FLG 90 C110 IMP PERMOX | 3 | EA | 6,881.12 | 20,643.36 | DI FLG FTGS | 09900_PG.425 |
| 2660 | 16 FLGXFLG DI PIPE PERMOX 2' PRIMED IMP | 3 | EA | 2,214.45 | 6,643.35 | DI FLG PIPE | 09900_PG.425 |
| 2670 | 16 FLG TEE C110 PERMOX | 3 | EA | 4,967.61 | 14,902.83 | DI FLG FTGS | 09900_PG.425 |
| 2680 | 16 BLIND FLG DI PERMOX | 1 | EA | 2,105.28 | 2,105.28 | DI FLG FTGS | 09900_PG.425 |
| 2690 | 16 FLGXFLG DI PIPE 20' PERMOX | 5 | EA | 9,341.12 | 46,705.60 | DI FLG PIPE | 09900_PG.425 |
| 2700 | 16 FLGXFLG DI 16' PERMOX | 2 | EA | 7,916.67 | 15,833.34 | DI FLG PIPE | 09900_PG.425 |
| 2710 | 16 FLGXFLG DI 10'6" PERMOX | 1 | EA | 5,676.67 | 5,676.67 | DI FLG PIPE | 09900_PG.425 |
| 2720 | 16 FLG 90 C110 PR IMP PERMOX | 1 | EA | 3,052.50 | 3,052.50 | DI FLG FTGS | 09900_PG.425 |
| 2730 | 16 FLGXPE DI PIPE PERMOX 8' PRIMED IMP | 1 | EA | 3,968.89 | 3,968.89 | DI FLG PIPE | 09900_PG.425 |
| 2740 | 16 MJ 90 C153 PERMOX | 1 | EA | 2,277.00 | 2,277.00 | DI MJ FTGS | MC_UTILITES APP LIST |
| 2750 | 24X1/8 FLG ACC EPDM FF 316SS | 9 | EA | 667.63 | 6,008.67 | FLG BNG | |
| 2760 | 16 FLG ACC EPDM FF 316SS | 27 | EA | 311.32 | 8,405.64 | FLG BNG | |
| 2770 | | | | | | | |
| 2780 | **BASIN NPW** | | | | | | |
| 2790 | | | | | | | |
| 2800 | 2 PVC SCH80 PIPE SWB 20' | 700 | FT | 3.52 | 2,464.00 | SCH80 PVC | |
| 2810 | 2 PVC S80 90 HXH 806-020 | 10 | EA | 4.82 | 48.20 | SCH80 PVC | |
| 2820 | 2X2 PVC S80 TEE HXHXH 801-020 | 5 | EA | 17.16 | 85.80 | SCH80 PVC | |
| 2830 | 2X1-1/2 S80 REDUCER CPLG HXH | 7 | EA | 10.46 | 73.22 | SCH80 PVC | |
| 2840 | 1-1/2 PVC SCH80 PIPE SWB 20' | 20 | FT | 2.56 | 51.20 | SCH80 PVC | |
| 2850 | 1-1/2 PVC S80 MALE ADP 836-015 | 7 | EA | 9.16 | 64.12 | SCH80 PVC | |
| 2860 | 76F-107-01A 1-1/2 316SS BALL VLV FIPTXFIPT USA | 7 | EA | 203.60 | 1,425.20 | SST BALL VALVE | |
| 2870 | 1-1/2X36 GALV STL NIPPLE | 7 | EA | 56.03 | 392.21 | GALV FTGS | |

| | | | | | | | |
|---|---|---|---|---|---|---|---|
| 2880 | 1-1/2X1 GALV MI TEE | 7 | EA | 12.55 | 87.85 | GALV FTGS | |
| 2890 | 1X3 GALV STL NIPPLE | 7 | EA | 3.42 | 23.94 | GALV FTGS | |
| 2900 | 1 76F-105-01A SST BALL VALVE DOMESTIC | 7 | EA | 113.35 | 793.45 | SST BALL VALVE | |
| 2910 | 1 BRASS DBL MALE HEX NIPPLE<br>MIP X MALE NPSH DIXON DMH1010 | 7 | EA | 12.42 | 86.94 | BRASS FTGS | |
| 2930 | 1-1/2 THRD BRONZE NIBCO T-311Y<br>ANGLE VALVE W/HANDWHEEL | 7 | EA | 388.34 | 2,718.38 | MISC | |
| 2950 | 1-1/2X3 GALV STL NIPPLE | 14 | EA | 5.05 | 70.70 | GALV FTGS | |
| 2960 | 1-1/2 GALV MI 90 | 7 | EA | 7.59 | 53.13 | GALV FTGS | |
| 2970 | 1-1/2 BRASS MALE X HOSE BARB ADAPTER<br>DIXON BST20 | 7 | EA | 37.45 | 262.15 | BRASS FTGS | |
| 2990 | **NOTE: HOSE, RACK & NOZZLE BY OTHERS** | | | | | | |
| 3000 | | | | | | | |
| 3010 | **BASIN PUMP OUT DRAIN** | | | | | | |
| 3020 | | | | | | | |
| 3030 | JOSAM 32106 FLOOR DRAIN | 3 | EA | 192.42 | 577.26 | DRAIN | DET 8_M00.504 |
| 3040 | 6 PVC SCH80 PIPE SWB 20' | 60 | FT | 19.03 | 1,141.80 | SCH80 PVC | |
| 3050 | 6 PVC S80 90 HXH 806-060 | 9 | EA | 54.82 | 493.38 | SCH80 PVC | |
| 3060 | 6 PVC S80 VANSTONE FLG SPIGOT W/PVC RING 856-060 | 6 | EA | 42.16 | 252.96 | SCH80 PVC | |
| 3070 | 6 316SS HEX BOLT & NUT KIT (PVC)<br>L/GSKT W/8 3/4X4 B&N<br>W/ FLAT WASHERS | 6 | EA | 51.40 | 308.40 | FLG BNG | 02640_PG.217 |
| 3100 | 6 GA FIG B517 FLG PLUG VLV W/GEAR & HW 1-80-13000-505 | 3 | EA | 1,732.96 | 5,198.88 | VALVE PLUG | MC_UTILITES APP LIST |
| 3110 | DIXON 600-AL-SS 6" ADAPTER | 3 | EA | 492.79 | 1,478.37 | QUICK CONNECT | |
| 3120 | DIXON 6" DC 600-DC-SS DUST CAP | 3 | EA | 318.94 | 956.82 | QUICK CONNECT | |
| 3130 | 6X1/8 FLG ACC EPDM FF 316SS | 9 | EA | 72.07 | 648.63 | FLG BNG | |
| 3140 | | | | | | | |
| 3150 | **AGS WAS SURGE TANK PS P/S M37.201, .301, I37.001** | | | | | | |
| 3160 | **NT: PLANS SHOW 6" CONNECT @ PUMP. P&ID SHOW 8". CONTRACTOR TO VERIFY BEFORE ORDERING.** | | | | | | |
| 3170 | | | | | | | |
| 3180 | **INFLUENT** | | | | | | |
| 3190 | | | | | | | |
| 3200 | 12X8 FLG 90 C110 IMP PERMOX | 1 | EA | 2,113.95 | 2,113.95 | DI FLG FTGS | 09900_PG.425 |
| 3210 | 8 FLG(TAP)XWCXFLG(TAP) 2'1" IMP<br>(WC @ CENTER)<br>PRIMED TNEMEC N140<br>PERMOX | 1 | EA | 1,389.78 | 1,389.78 | DI FLG PIPE | DET 6_M00.504 |
| 3250 | 3/4X4 STUD BOLT 316SS | 16 | EA | 6.07 | 97.12 | FLG BNG | 02640_PG.217 |
| 3260 | 8 FLGXFLG DI PIPE PERMOX 5'4" PRIMED IMP | 1 | EA | 1,478.41 | 1,478.41 | DI FLG PIPE | 09900_PG.425 |
| 3270 | 8X6 FLG TEE C110 PERMOX | 1 | EA | 1,342.00 | 1,342.00 | DI FLG FTGS | 09900_PG.425 |
| 3280 | 8 FLGXFLG DI PIPE PERMOX 4'9" PRIMED IMP | 1 | EA | 1,386.37 | 1,386.37 | DI FLG PIPE | 09900_PG.425 |
| 3290 | 8X6 FLG 90 C110 PR IMP PERMOX | 1 | EA | 1,299.04 | 1,299.04 | DI FLG FTGS | 09900_PG.425 |
| 3300 | 6 FLGXFLG DI PIPE PERMOX 1'10" PRIMED IMP | 2 | EA | 602.28 | 1,204.56 | DI FLG PIPE | 09900_PG.425 |
| 3310 | 6 GA FIG B517 FLG PLUG VLV W/GEAR & HW 1-80-13000-505 | 2 | EA | 1,732.96 | 3,465.92 | VALVE PLUG | MC_UTILITES APP LIST |
| 3320 | 6 FLGXFLG DI PIPE PERMOX 11" PRIMED IMP | 2 | EA | 456.82 | 913.64 | DI FLG PIPE | 09900_PG.425 |
| 3330 | 8X1/8 FLG ACC EPDM FF 316SS | 5 | EA | 83.67 | 418.35 | FLG BNG | |
| 3340 | 6X1/8 FLG ACC EPDM FF 316SS | 8 | EA | 72.07 | 576.56 | FLG BNG | |
| 3350 | | | | | | | |
| 3360 | **EFFLUENT** | | | | | | |
| 3370 | | | | | | | |
| 3380 | 6 FLGXFLG DI PIPE PERMOX 1'7" PRIMED IMP | 2 | EA | 602.28 | 1,204.56 | DI FLG PIPE | 09900_PG.425 |
| 3390 | 6 FLG 90 C110 PR IMP PERMOX | 4 | EA | 746.06 | 2,984.24 | DI FLG FTGS | 09900_PG.425 |
| 3400 | 6 FLGXFLG DI PIPE PERMOX 1'2" PRIMED IMP | 2 | EA | 602.28 | 1,204.56 | DI FLG PIPE | 09900_PG.425 |
| 3410 | 6X4 FLG TEE C110 PERMOX | 2 | EA | 1,021.06 | 2,042.12 | DI FLG FTGS | 09900_PG.425 |
| 3420 | 4X2 TAPT BLIND FLG PERMOX | 2 | EA | 370.77 | 741.54 | DI FLG FTGS | 09900_PG.425 |
| 3430 | 2XCL BRASS NIPPLE NO LEAD (I) | 2 | EA | 19.02 | 38.04 | BRASS FTGS | |
| 3440 | 2 WATT LF3003 FIPT DIE UNION LEAD FREE 0009879 | 2 | EA | 316.46 | 632.92 | BRASS FTGS | |
| 3450 | 2XCL 316SS NIPPLE | 2 | EA | 10.09 | 20.18 | SST FTGS | |
| 3460 | V210FP-32 2 316SS BALL VLV FP FIPTXFIPT | 2 | EA | 138.72 | 277.44 | SST BALL VALVE | MC_UTILITES APP LIST |
| 3470 | 2 929 AIR RELEASE VALVE ONLY | 2 | EA | 1,147.06 | 2,294.12 | VALVE AIR | MC_UTILITES APP LIST |
| 3480 | 6 FLGXFLG DI PIPE PERMOX 11" PRIMED IMP<br>TAPT 1/2" @ CENTER | 2 | EA | 640.91 | 1,281.82 | DI FLG PIPE | 09900_PG.425 |
| 3500 | 6 FLG CHECK VALVE SWING<br>W/LIMIT SWITCH | 2 | EA | 3,183.92 | 6,367.84 | VALVE CHECK | 13310_PG.565 |
| 3520 | 6 GA FIG B517 FLG PLUG VLV W/GEAR & HW 1-80-13000-505 | 2 | EA | 1,732.96 | 3,465.92 | VALVE PLUG | MC_UTILITES APP LIST |
| 3530 | 6 FLGXFLG DI PIPE PERMOX 1'4" PRIMED IMP | 2 | EA | 529.55 | 1,059.10 | DI FLG PIPE | 09900_PG.425 |
| 3540 | 6 FLG TEE C110 PERMOX | 2 | EA | 949.89 | 1,899.78 | DI FLG FTGS | 09900_PG.425 |
| 3550 | 6X2 TAPT BLIND FLG PERMOX | 2 | EA | 502.12 | 1,004.24 | DI FLG FTGS | 09900_PG.425 |
| 3560 | 2X1/2 BRASS BUSHING NL (I) NO LEAD | 2 | EA | 27.43 | 54.86 | BRASS FTGS | |
| 3570 | 1/2X2 BRASS NIPPLE NO LEAD (I) | 2 | EA | 4.08 | 8.16 | BRASS FTGS | |
| 3580 | 1/2 WATT LF3003 FIPT DIE UNION NO LEAD 0009874 | 2 | EA | 47.76 | 95.52 | BRASS FTGS | |
| 3590 | 1/2 MIPXFIP ASHCROFT V02 316SS GAUGE VALVE | 2 | EA | 312.90 | 625.80 | PRESS GAUGE | |
| 3600 | 6 FLGXFLG DI PIPE PERMOX 2'4" PRIMED IMP | 2 | EA | 673.87 | 1,347.74 | DI FLG PIPE | 09900_PG.425 |
| 3610 | 8X6 FLG 90 C110 PR IMP PERMOX | 1 | EA | 1,082.53 | 1,082.53 | DI FLG FTGS | 09900_PG.425 |
| 3620 | 8X6 FLG TEE C110 PERMOX | 1 | EA | 1,342.00 | 1,342.00 | DI FLG FTGS | 09900_PG.425 |
| 3630 | 8 FLGXFLG DI PIPE PERMOX 4'10" PRIMED IMP | 1 | EA | 1,386.37 | 1,386.37 | DI FLG PIPE | 09900_PG.425 |

| | | | | | | | |
|---|---|---|---|---|---|---|---|
| 3640 | 8 FLGXFLG DI PIPE PERMOX 8' PRIMED IMP | 1 | EA | 1,939.78 | 1,939.78 | DI FLG PIPE | 09900_PG.425 |
| 3650 | **CLAMP ON FLOWMETER BY OTHERS** | | | | | | |
| 3660 | 8 FLG 90 C110 PR IMP PERMOX | 1 | EA | 1,129.12 | 1,129.12 | DI FLG FTGS | 09900_PG.425 |
| 3670 | 8 FLGXPE DI PIPE PERMOX 6' PRIMED IMP | 1 | EA | 1,570.46 | 1,570.46 | DI FLG PIPE | 09900_PG.425 |
| 3680 | 8X1/8 FLG ACC EPDM FF 316SS | 5 | EA | 83.67 | 418.35 | FLG BNG | |
| 3690 | 6X1/8 FLG ACC EPDM FF 316SS | 26 | EA | 72.07 | 1,873.82 | FLG BNG | |
| 3700 | **PAGE BREAK** | | | | | | |
| 3710 | **ARV/PI DRAIN PIPING** | | | | | | |
| 3720 | | | | | | | |
| 3730 | 2 S80 MALE ADPT BRASS MIPTXH 836-020BR | 2 | EA | 212.47 | 424.94 | SCH80 PVC | |
| 3750 | 2 PVC SCH80 PIPE SWB 20' | 40 | FT | 3.52 | 140.80 | SCH80 PVC | |
| 3760 | 2 PVC S80 90 HXH 806-020 | 5 | EA | 4.82 | 24.10 | SCH80 PVC | |
| 3770 | 2X2 PVC S80 TEE HXHXH 801-020 | 2 | EA | 17.16 | 34.32 | SCH80 PVC | |
| 3780 | 2X1/2 PVC SCH80 RED CPLG HXH 829-247 | 2 | EA | 10.46 | 20.92 | SCH80 PVC | |
| 3800 | 4X2 PVC S80 TEE HXH 801-420 | 1 | EA | 34.36 | 34.36 | SCH80 PVC | |
| 3810 | 4X2 PVC S80 RED HXH 829-420 | 1 | EA | 48.93 | 48.93 | SCH80 PVC | |
| 3820 | 4 PVC SCH80 PIPE SWB 20' | 40 | FT | 10.58 | 423.20 | SCH80 PVC | |
| 3830 | 1/2X2 BRASS NIPPLE NO LEAD (I) | 4 | EA | 4.08 | 16.32 | BRASS FTGS | |
| 3840 | 1/2 BRASS TEE NO LEAD (I) | 2 | EA | 7.45 | 14.90 | BRASS FTGS | |
| 3850 | 1/2 WATT LF3003 FIPT DIE UNION NO LEAD 0009874 | 2 | EA | 47.76 | 95.52 | BRASS FTGS | |
| 3860 | 1/2XCL 316SS NIPPLE | 2 | EA | 2.08 | 4.16 | SST FTGS | |
| 3870 | MERIT V210FP-08 1/2IN T-316 SS BALL VALVE FULL PORT 2-PIECE 1000 WOG | 2 | EA | 29.96 | 59.92 | SST BALL VALVE | MC_UTILITES APP LIST |
| 3880 | 1/2X1/2 201 ASHCROFT DIAPHRAGM SEAL, 316SS W/ 1/4" FLUSH PORT | 2 | EA | 588.13 | 1,176.26 | PRESS GAUGE | 13310_PG.565 |
| 3900 | 4-1/2 1279AS PRESSURE GAUGE 0-200 PSI 1/2 LOWER CONNECTION | 2 | EA | 164.34 | 328.68 | PRESS GAUGE | 13310_PG.565 |
| 3910 | 1/2 S80 MALE ADPT BRASS MIPTXH 836-005BR | 2 | EA | 34.55 | 69.10 | SCH80 PVC | |
| 3930 | 1/2 PVC SCH80 PIPE PE 20' | 20 | FT | 0.85 | 17.00 | SCH80 PVC | |
| 3940 | 1/2 PVC S80 90 HXH 806-005 | 2 | EA | 1.35 | 2.70 | SCH80 PVC | |
| 3950 | | | | | | | |
| 3960 | | | | | | | |
| 3970 | **PRICING VALID FOR 180 DAYS** | | | | | | |

| | |
|---|---|
| **Sub Total** | **1,942,710.22** |
| Freight | |
| Delivery | |
| Backcharge | |
| Restock | |
| Other | |
| **Lump Sum Disc.** | |
| **Tax** | 116,612.61 |
| **Total** | **2,059,322.83** |

### Bid Notes

*NO DOMESTIC REQUIREMENTS FOUND *P/ 11421_1.01-2 AGS supplier is solely responsible for providing a complete blower system

**UNLESS OTHERWISE SPECIFIED HEREIN, PRICES QUOTED ARE VALID IF ACCEPTED BY CUSTOMER AND PRODUCTS ARE RELEASED BY CUSTOMER FOR MANUFACTURE WITHIN THIRTY (30) CALENDAR DAYS FROM THE DATE OF THIS QUOTATION. CORE & MAIN LP RESERVES THE RIGHT TO INCREASE PRICES TO ADDRESS FACTORS, INCLUDING BUT NOT LIMITED TO, GOVERNMENT REGULATIONS, TARIFFS, TRANSPORTATION, FUEL AND RAW MATERIAL COSTS. DELIVERY WILL COMMENCE BASED UPON MANUFACTURER LEAD TIMES. ANY MATERIAL DELIVERIES DELAYED BEYOND MANUFACTURER LEAD TIMES MAY BE SUBJECT TO PRICE INCREASES AND/OR APPLICABLE STORAGE FEES. THIS BID PROPOSAL IS CONTINGENT UPON BUYER'S ACCEPTANCE OF SELLER'S TERMS AND CONDITIONS OF SALE, AS MODIFIED FROM TIME TO TIME,**
https://coreandmain.com/terms-of-sale/

**THIS BID MAY INCLUDE GLOBALLY SOURCED (IMPORTED) MATERIALS THAT ARE SUBJECT TO CHANGING TARIFFS. PRICES ARE SUBJECT TO CHANGE DUE TO POTENTIAL ADDITIONAL TARIFFS IMPOSED BY THE U.S. GOVERNMENT. IF IMPOSED, PRICES WILL INCREASE BY THE SAME PERCENTAGE AND WILL BE EFFECTIVE ON THE DATE THAT THE NEW TARIFFS ARE IMPLEMENTED. THESE ITEMS SHOULD BE PURCHASED WITH HASTE TO AVOID ANY ADDITIONAL RISING TARIFF COSTS.**

| System/Location | Addenda | Description | Qty | UOM | Unit Cost | Amount | Item Notes | Tag |
|---|---|---|---|---|---|---|---|---|
| **00.5" DR** | | | | | | **81** | | |
| **AGS INFLUENT PS** | | | | | | **81** | | |
| | | 1/2" X 20' IPS SCH80 PE GRAY PVC PIPE | 40 | FT | 1.13 | 45 | | |
| | | 1/2" PVC SCH 80 SLIP X MIP ADPT | 4 | EA | 3.25 | 13 | | |
| | | 1/2" PVC SCH 80 SLIP UNION W/ EPDM O-RING | 4 | EA | 5.61 | 22 | | |
| **01" DR** | | | | | | **254** | | |
| **WAS SURGE TANK PS** | | | | | | **254** | | |
| | | 1" X 20' IPS SCH80 PE GRAY PVC PIPE | 20 | FT | 2.24 | 45 | | |
| | | 1" PVC SCH 80 SLIP 90 ELL | 4 | EA | 3.16 | 13 | | |
| | | 1" PVC SCH 80 SLIP X MIP ADPT | 2 | EA | 6.20 | 12 | | |
| | | 1" SCH 80 PVC BALL VALVE TRU-UNION W/ SOLVENT WELD ENDS & LEVER OP / EPDM SEALS | 2 | EA | 92.18 | 184 | | |
| **01" NPW** | | | | | | **20,355** | | |
| **AGS BASINS** | | | | | | **20,355** | | |
| | | 1" STAINLESS STEEL ADAPTER (MALE QC) X MALE NPT QUICK DISCONNECTS | 7 | EA | 37.54 | 263 | | |
| | | 1" BRASS ADAPTER (MALE QC) X MALE NPT QUICK DISCONNECTS (DWG. M00.505/5) | 7 | EA | 48.60 | 340 | | |
| | | 1" X 4" DIELECTRIC THREADED NIPPLE | 14 | EA | 24.90 | 349 | | |
| | | 1" SCH40S 316L SSTL PIPE PE | 60 | FT | 9.00 | 540 | | |
| | | 1" 316 SSTL 150# THREADED 90 ELL | 21 | EA | 6.50 | 137 | | |
| | | 1" 316 SSTL 150# THREADED UNION | 7 | EA | 16.81 | 118 | | |
| | | 1/2" TO 1 1/4" SSTL CLAMPS SSTL CLAMP STAINLESS STEEL WORM CLAMP (DWG. M00.505/2) | 14 | EA | 18.75 | 263 | | |
| | | 1" THREADED BRONZE RISING STEM ANGLE VALVE W/ HANDWHEEL (DWG. M00.505/2) | 7 | EA | 709.38 | 4,966 | | |
| | | 1" 2 PIECE THREADED BRASS BALL VALVE W/ LEVER OP (DWG. M00.505/5) | 7 | EA | 38.85 | 272 | | |
| | | 1" 2 PIECE THREADED 316 STAINLESS BALL VALVE W/ LEVER OP | 7 | EA | 96.40 | 675 | | |
| | | RAIL MOUNT HOSE RACK - 316 STAINLESS STEEL 50' HOSE CAPACITY (SIMILAR TO DWG. M00.505/2) | 7 | EA | 1,218.75 | 8,531 | | |
| | | 1" X 25' EPDM WASHDOWN HOSE (DWG. M00.505/2) | 7 | EA | 315.56 | 2,209 | | |
| | | 1" MPT X BRASS STRAIGHT SMOOTH BORE FIRE NOZZLE (DWG. M00.505/5) | 7 | EA | 242.06 | 1,694 | | |
| **02" DR** | | | | | | **1,787** | | |
| **AGS INFLUENT PS** | | | | | | **1,251** | | |
| | | 2" FLG ACC PKS - 316 B8M SSTL HEAVY HEX - CL 125/150 FLANGE W/ SBR GASKET (PVC80 X DI) | 1 | EA | 41.19 | 41 | | |
| | | 2" X 20' IPS SCH80 PE GRAY PVC PIPE | 140 | FT | 4.83 | 676 | | |
| | | 2" PVC SCH 80 SLIP 90 ELL | 25 | EA | 5.48 | 137 | | |
| | | 2" PVC SCH 80 SLIP X MIP ADPT | 10 | EA | 15.06 | 151 | | |
| | | 2" PVC SCH 80 SLIP X FIP UNION W/ EPDM O-RING | 5 | EA | 46.39 | 232 | | |
| | | 2" PVC SCH 80 SOC VAN STONE FLG W/ PVC RING | 1 | EA | 14.01 | 14 | | |
| **WAS SURGE TANK PS** | | | | | | **536** | | |
| | | 2" X 20' IPS SCH80 PE GRAY PVC PIPE | 60 | FT | 4.83 | 290 | | |
| | | 2" PVC SCH 80 SLIP 90 ELL | 7 | EA | 5.48 | 38 | | |
| | | 2" PVC SCH 80 SLIP TEE | 2 | EA | 19.51 | 39 | | |
| | | 2" X 1" PVC SCH 80 SLIP RED COUP | 2 | EA | 11.89 | 24 | | |
| | | 2" PVC SCH 80 SLIP X MIP ADPT | 4 | EA | 15.06 | 60 | | |
| | | 2" SCH 80 PVC BALL VALVE TRU-UNION W/ SOLVENT WELD ENDS & LEVER OP / EPDM SEALS | 2 | EA | 42.27 | 85 | | |
| **02" NPW** | | | | | | **18,479** | | |
| **YARD PIPING PLAN 3** | | | | | | **2,850** | | |
| | | 2" SCH40S 316L SSTL PIPE PE | 140 | FT | 18.85 | 2,639 | | |
| | | 2" 316 SSTL 150# THREADED 90 ELL | 4 | EA | 18.23 | 73 | | |
| | | 2" 316 SSTL 150# THREADED COUPLING | 7 | EA | 19.66 | 138 | | |
| **YARD PIPING PLAN 4** | | | | | | **5,664** | | |
| | | 2" X 4" DIELECTRIC THREADED NIPPLE | 6 | EA | 49.92 | 300 | | |
| | | 2" SCH40S 316L SSTL PIPE PE | 120 | FT | 18.85 | 2,262 | | |
| | | 2" 316 SSTL 150# THREADED 90 ELL | 6 | EA | 18.23 | 109 | | |
| | | 2" 316 SSTL 150# THREADED COUPLING | 9 | EA | 19.66 | 177 | | |
| | | 2" FIP X FIP BALL TYPE CURB STOP-TOP W/ TEE-HEAD | 3 | EA | 376.14 | 1,128 | | |
| | | 60-84" ADJUSTABLE 2-1/2" SHAFT - SCREW TYPE 2 PC CURB BOX COMPLETE W/ LID | 3 | EA | 562.50 | 1,688 | | |
| **AGS BASINS** | | | | | | **9,965** | | |
| | | 2" X 4" DIELECTRIC THREADED NIPPLE | 1 | EA | 49.93 | 50 | | |
| | | 2" SCH40S 316L SSTL PIPE PE | 500 | FT | 18.85 | 9,425 | | |
| | | 2" 316 SSTL 150# THREADED 90 ELL | 17 | EA | 18.22 | 310 | | |
| | | 2" X 1" 316 SSTL 150# THREADED COUPLING | 3 | EA | 20.48 | 61 | | |
| | | 2" 316 SSTL 150# THREADED UNION | 1 | EA | 39.35 | 39 | | |
| | | 2" 316 SSTL 150# THREADED TEE | 3 | EA | 26.62 | 80 | | |
| **04" ALP** | | | | | | **1,617** | | *** |
| **AGS BASINS** | | | | | | **1,617** | | *** |
| | | 4" FLG ACC PKS - 316 B8M SSTL HEAVY HEX - CL 125/150 FLANGE W/ EPDM GASKET (SST X EQPT) | 3 | EA | 102.63 | 308 | | |
| | | 4" LUG BOLT SET CL 125/150 FLG-316 B8M SSTL-CAP BOLTS NO NUTS (NO-GASKET) (SST X SST-LUG-BFV) | 18 | EA | 72.74 | 1,309 | | |
| | | 4" LUG PATTERN (CL 150) 316 SSTL HIGH PERFORMANCE BUTTERFLY VALVE W/ GEAR OPERATOR W/ HANDWHEEL (BY OTHERS) | 3 | EA | - | - | | *** |
| | | 4" LUG PATTERN (CL 150) 316 SSTL HIGH PERFORMANCE BUTTERFLY VALVE W/ EMO/ OPEN-CLOSE (BY OTHERS) | 6 | EA | - | - | | *** |
| **04" DR** | | | | | | **24,333** | | |
| **YARD PIPING PLAN 1** | | | | | | **22,390** | | |
| | | 4" C153 FOR PVC PIPE MJ BIT COATED / PERMOX LINED DI 45 ELL | 7 | EA | 319.09 | 2,234 | | |
| | | 4" C153 FOR PVC PIPE MJ BIT COATED / PERMOX LINED DI WYE | 9 | EA | 587.54 | 5,288 | | |
| | | 4" C153 FOR PVC PIPE MJ BIT COATED / PERMOX LINED DI PLUG | 8 | EA | 240.17 | 1,921 | | |

Report by SYSTEM

| | | | | | | | |
|---|---|---|---|---|---|---|---|
| | | 4" C153 FOR PVC PIPE MJ BIT COATED / PERMOX LINED DI LONG SLEEVE | 1 | EA | 319.09 | 319 | |
| | | 4" X 2" C153 FOR PVC PIPE MJ BIT COATED / PERMOX LINED DI TAPT CAP | 1 | EA | 312.91 | 313 | |
| | | 4" X 2" C153 FOR PVC PIPE MJ BIT COATED / PERMOX LINED DI TAPT TEE | 5 | EA | 636.36 | 3,182 | |
| | | 4" MJ GLAND PACKS-C153 COR BLUE B&N'S W/ SBR GASKET | 8 | EA | 196.34 | 1,571 | |
| | | 4" WEDGE FITTING RESTRAINT MJ GLAND PACK-SBR GASKET-COR-BLUE B&N'S-FOR DI PIPE | 1 | EA | 66.50 | 67 | |
| | | 4" WEDGE FITTING RESTRAINT MJ GLAND PACK-SBR GASKET-COR-BLUE B&N'S-FOR CI OD PVC PIPE | 37 | EA | 73.50 | 2,720 | |
| | | 8" X 1'6" PE X WC X PE 316 SSTL WALL SLEEVES | 1 | EA | 812.50 | 813 | |
| | | 4" MODEL S-316 MODULAR SEAL FOR DI/CI OD PVC/DIPS HDPE FOR STEEL WALL SLEEVE (QUOTED PER LINK-REQUIRES 7 EA-LS-410S LINKS PER SEAL) | 14 | EA | 16.03 | 224 | |
| | | 4" DR18/ PR235 C900 BJ GSKT PVC PIPE-GREEN | 300 | FT | 5.80 | 1,740 | |
| | | CI CLEANOUT BOX & FRAME W/ LID | 4 | EA | 500.00 | 2,000 | |
| **AGS INFLUENT PS** | | | | | | **1,943** | |
| | | 4" X 4'6" DI SPOOL PIECE PERMOX LINED W/ 125# FLG X PE | 1 | EA | 787.95 | 788 | |
| | | 4" X 2" C110 FLG PRIME COATED / PERMOX LINED DI TEE | 1 | EA | 710.91 | 711 | |
| | | 4" C110 BLIND FLG PRIME COATED / PERMOX LINED DI BLIND FLG | 1 | EA | 328.02 | 328 | |
| | | 4" FLG ACC PKS - 316 B8M SSTL HEAVY HEX - CL 125/150 FLANGE W/ SBR GASKET (DI X DI) | 2 | EA | 58.10 | 116 | |
| **04" NPW** | *** | | | | | **28,652** | *** |
| **YARD PIPING PLAN 2** | *** | | | | | **7,108** | *** |
| | | 4" PC350 DUCTILE IRON PIPE PUSH JNT CEMENT LINED-BITUMINOUS COATED | 40 | FT | 60.63 | 2,425 | |
| | | 4" REST JNT GASKETS EPDM | 2 | EA | 156.12 | 312 | |
| | | 4" C153 MJ BIT COATED / CEMENT LINED DI 90 ELL | 1 | EA | 112.50 | 113 | |
| | ADI | 4" C153 MJ BIT COATED / CEMENT LINED DI 45 ELL | 4 | EA | 93.75 | 375 | |
| | ADI | 4" WEDGE FITTING RESTRAINT MJ GLAND PACK-EPDM GASKETS-COR-BLUE B&N'S-FOR DI PIPE | 13 | EA | 116.50 | 1,515 | |
| | | 6" DR18/ PR235 C900 BJ GSKT PVC PIPE-BLUE | 20 | FT | 11.79 | 236 | RISER PIPE FOR VALVE BOX PER C00.506/UW2 |
| | | 4" C515 MECH JT NRS GATE VALVE LESS ACC W/ 2" OP NUT (NO GEAR) | 1 | EA | 908.58 | 909 | |
| | | 19-22" HEAVY DUTY 5-1/4" SHAFT - SCREW TYPE 2 PC VALVE BOX COMPLETE W/ LID (DWG. C00.506/UW-2) | 1 | EA | 437.50 | 438 | |
| | | 3'0" 316 SSTL PIPE EXTENSION STEM-SOCKET X NUT W/CENTERING COLLAR | 1 | EA | 786.94 | 787 | |
| **YARD PIPING PLAN 4** | *** | | | | | **18,699** | *** |
| | | 4" PC350 DUCTILE IRON PIPE PUSH JNT CEMENT LINED-BITUMINOUS COATED | 180 | FT | 60.63 | 10,913 | |
| | | 4" REST JNT GASKETS EPDM | 9 | EA | 156.11 | 1,405 | |
| | ADI | 4" C153 MJ BIT COATED / CEMENT LINED DI 45 ELL | 8 | EA | 93.75 | 750 | |
| | | 4" X 2" C153 MJ BIT COATED / CEMENT LINED DI TAPT CAP | 1 | EA | 87.75 | 88 | |
| | | 4" X 2" C153 MJ BIT COATED / CEMENT LINED DI TAPT TEE | 2 | EA | 189.00 | 378 | |
| | ADI | 4" WEDGE FITTING RESTRAINT MJ GLAND PACK-EPDM GASKETS-COR-BLUE B&N'S-FOR DI PIPE | 24 | EA | 116.50 | 2,796 | |
| | | 6" DR18/ PR235 C900 BJ GSKT PVC PIPE-BLUE | 20 | FT | 11.79 | 236 | RISER PIPE FOR VALVE BOX PER C00.506/UW2 |
| | | 4" C515 MECH JT NRS GATE VALVE LESS ACC W/ 2" OP NUT (NO GEAR) | 1 | EA | 908.57 | 909 | |
| | | 19-22" HEAVY DUTY 5-1/4" SHAFT - SCREW TYPE 2 PC VALVE BOX COMPLETE W/ LID (DWG. C00.506/UW-2) | 1 | EA | 437.50 | 438 | |
| | | 3'0" 316 SSTL PIPE EXTENSION STEM-SOCKET X NUT W/CENTERING COLLAR | 1 | EA | 786.93 | 787 | |
| **YARD PIPING PLAN 5** | ADD1 | | | | | **2,064** | |
| | ADI | 4" PC350 DUCTILE IRON PIPE PUSH JNT CEMENT LINED-BITUMINOUS COATED | 20 | FT | 60.63 | 1,213 | |
| | ADI | 4" REST JNT GASKETS EPDM | 1 | EA | 156.11 | 156 | |
| | ADI | 4" C153 MJ BIT COATED / CEMENT LINED DI 90 ELL | 1 | EA | 112.50 | 113 | |
| | ADI | 4" WEDGE FITTING RESTRAINT MJ GLAND PACK-EPDM GASKETS-COR-BLUE B&N'S-FOR DI PIPE | 5 | EA | 116.50 | 583 | |
| **AGS BASINS** | | | | | | **781** | |
| | | 4" X 5'0" DI SPOOL PIECE CEMENT LINED W/ 125# FLG X PE | 1 | EA | 539.46 | 539 | |
| | | 4" C110 BLIND FLG PRIME COATED / CEMENT LINED DI BLIND FLG W-2" IP TAP | 1 | EA | 138.75 | 139 | |
| | | 4" FLG ACC PKS - 316 B8M SSTL HEAVY HEX - CL 125/150 FLANGE W/ EPDM GASKET (DI X DI) | 1 | EA | 102.62 | 103 | |
| **06" DR** | | | | | | **59,995** | *** |
| **AGS BASINS** | | | | | | **59,995** | *** |
| | | 6" PC350 DUCTILE IRON PIPE PUSH JNT PERMOX LINED-BITUMINOUS COATED | 260 | FT | 61.99 | 16,117 | |
| | | 6" REST JNT GASKETS SBR | 13 | EA | 129.49 | 1,683 | |
| | | 6" C153 MJ BIT COATED / PERMOX LINED DI 90 ELL | 6 | EA | 537.30 | 3,224 | |
| | | 6" WEDGE FITTING RESTRAINT MJ GLAND PACK-SBR GASKET-COR-BLUE B&N'S-FOR DI PIPE | 12 | EA | 85.00 | 1,020 | |
| | | 6" X 2'0" DI SPOOL PIECE PERMOX LINED W/ 125# FLG X FLG | 3 | EA | 724.86 | 2,175 | |
| | | 6" X 7'0" DI SPOOL PIECE PERMOX LINED W/ 125# FLG X PE | 3 | EA | 1,404.66 | 4,214 | |
| | | 6" C110 FLG PRIME COATED / PERMOX LINED DI 90 ELL | 3 | EA | 735.61 | 2,207 | |
| | | 6" X 5'0" FLG X WC X PE TAPPED FOR STUDS WALL PIPE PERMOX LINED (DWG. M00.504/7) | 3 | EA | 1,485.77 | 4,457 | |
| | | 6" FLG ACC PKS - 316 B8M SSTL HEAVY HEX - CL 125/150 FLANGE W/ SBR GASKET (DI X DI) | 6 | EA | 86.00 | 516 | |
| | | 6" FLG ACC PKS - 316 B8M SSTL HEAVY HEX - CL 125/150 FLANGE W/ SBR GASKET (DI X PV) | 3 | EA | 86.00 | 258 | |
| | | 6" STUD KIT CL 125/150 FLG-316 SSTL W/ SBR GASKET (MV X DIWP) (SUBMERGED) | 3 | EA | 166.09 | 498 | |
| | | 6" FLANGE ISOLATION KIT W/ 150# 316 B8M SSTL HEAVY HEX BN&G'S & TYPE "E" FULL FACED NEOPRENE GSKT-DBL WASHER - MYLAR SLEEVES (PV X SST-CAMLOCK) | 3 | EA | 294.38 | 883 | |
| | | 6" STAINLESS STEEL ADAPTER (MALE QC) X 150# ANSI FLANGE QUICK DISCONNECTS | 3 | EA | 466.86 | 1,401 | |

| | | | | | | | |
|---|---|---|---|---|---|---|---|
| | | 6" 316 SSTL BODY MUD VALVES NON RISING STEM FLANGED END ON VALVE ASSEMBLY W/25'0" EXT STEM, STEM GUIDES & OPERATOR | 3 | EA | 5,395.00 | 16,185 | |
| | | 6" 125LB FLG IRON BODY PLUG VALVE 100% PORT W/ GEAR OPERATOR/ HANDWHEEL | 3 | EA | 1,718.75 | 5,156 | *** |
| **06" LC** | | | | | | **5,237** | |
| **YARD PIPING PLAN 3** | | | | | | **5,237** | |
| | | 6" C153 FOR PVC PIPE MJ BIT COATED / PERMOX LINED DI 90 ELL | 3 | EA | 537.30 | 1,612 | |
| | | 6" WEDGE FITTING RESTRAINT MJ GLAND PACK-SBR GASKET-COR-BLUE B&N'S-FOR CI OD PVC PIPE | 8 | EA | 95.00 | 760 | |
| | | 6" SERRATED RESTRAINT HARNESS W\304 SSTL B&N'S-FOR CIOD PVC PIPE | 7 | EA | 173.50 | 1,215 | |
| | | 6" DR18/ PR235 C900 BJ GSKT PVC PIPE-GREEN | 140 | FT | 11.79 | 1,651 | |
| **06" NPW** | **ADD1** | | | | | **6,560** | |
| **YARD PIPING PLAN 5** | **ADD1** | | | | | **6,560** | |
| | ADD | DRY BARREL FIRE HYDRANT 5 1/4" VO 2 WAY W/ 6" MJ INLET 5'0" BURY (C00.506/UW-5) | 1 | EA | 4,116.85 | 4,117 | |
| | ADD | 6" C515 MECH JT NRS GATE VALVE LESS ACC W/ 2" OP NUT (NO GEAR) | 1 | EA | 1,218.28 | 1,218 | |
| | ADD | 19-22" HEAVY DUTY 5-1/4" SHAFT - SCREW TYPE 2 PC VALVE BOX COMPLETE W/ LID (DWG. C00.506/UW-2) | 1 | EA | 437.50 | 438 | |
| | ADD | 3'0" 316 SSTL PIPE EXTENSION STEM-SOCKET X NUT W/CENTERING COLLAR | 1 | EA | 786.94 | 787 | |
| **06" WAS** | | | | | | **34,212** | *** |
| **WAS SURGE TANK PS** | | | | | | **34,212** | *** |
| | | 6" X 1'0" DI SPOOL PIECE PERMOX LINED W/ 125# FLG X FLG | 2 | EA | 549.76 | 1,100 | |
| | | 6" X 1'0" DI SPOOL PIECE PERMOX LINED W/ 125# FLG X FLG W/(1) 1/2" FPT TAP & (1) 1" FPT TAP | 2 | EA | 995.24 | 1,990 | |
| | | 6" X 1'6" DI SPOOL PIECE PERMOX LINED W/ 125# FLG X FLG | 6 | EA | 637.31 | 3,824 | |
| | | 6" X 2'0" DI SPOOL PIECE PERMOX LINED W/ 125# FLG X FLG | 2 | EA | 724.86 | 1,450 | |
| | | 6" X 2'6" DI SPOOL PIECE PERMOX LINED W/ 125# FLG X FLG | 2 | EA | 812.42 | 1,625 | |
| | | 6" C110 FLG PRIME COATED / PERMOX LINED DI 90 ELL | 4 | EA | 735.61 | 2,942 | |
| | | 6" C110 FLG PRIME COATED / PERMOX LINED DI TEE | 2 | EA | 936.67 | 1,873 | |
| | | 6" X 2" C110 FLG PRIME COATED / PERMOX LINED DI TEE | 2 | EA | 990.89 | 1,982 | |
| | | 6" C110 BLIND FLG PRIME COATED / PERMOX LINED DI BLIND FLG W-2" IP TAP | 2 | EA | 532.49 | 1,065 | |
| | | 6" FLG ACC PKS - 316 B8M SSTL HEAVY HEX - CL 125/150 FLANGE W/ SBR GASKET (DI X CV) | 2 | EA | 86.00 | 172 | |
| | | 6" FLG ACC PKS - 316 B8M SSTL HEAVY HEX - CL 125/150 FLANGE W/ SBR GASKET (DI X DI) | 20 | EA | 86.00 | 1,720 | |
| | | 6" FLG ACC PKS - 316 B8M SSTL HEAVY HEX - CL 125/150 FLANGE W/ SBR GASKET (DI X EQPT) | 4 | EA | 86.00 | 344 | |
| | | 6" FLG ACC PKS - 316 B8M SSTL HEAVY HEX - CL 125/150 FLANGE W/ SBR GASKET (DI X PV) | 6 | EA | 86.00 | 516 | |
| | | 6" FLG ACC PKS - 316 B8M SSTL HEAVY HEX - CL 125/150 FLANGE W/ SBR GASKET (PV X CV) | 2 | EA | 86.00 | 172 | |
| | | 6" 125LB FLG IRON BODY PLUG VALVE 100% PORT W/ GEAR OPERATOR/ HANDWHEEL | 2 | EA | 1,718.75 | 3,438 | *** |
| | | 6" 125LB FLG IRON BODY PLUG VALVE 100% PORT W/ GEAR OPERATOR/ CHAIN WHEEL (6'0" CL-AFF) | 2 | EA | 2,375.00 | 4,750 | *** |
| | | 6" 125/150LB FLG IRONBODY AWWA SWING CHECK VALVE W/ OL & W-NO LIMIT SWITCH (SEE P&ID I37.001) | 2 | EA | 2,625.00 | 5,250 | *** |
| **06" WAS, 2" ARV** | | | | | | **4,892** | *** |
| **WAS SURGE TANK PS** | | | | | | **4,892** | *** |
| | | 2" FLG ACC PKS - 316 B8M SSTL HEAVY HEX - CL 125/150 FLANGE W/ SBR GASKET (SST X SST-BV) | 2 | EA | 41.20 | 82 | |
| | | 2" FLANGE ISOLATION KIT W/ 150# 316 B8M SSTL HEAVY HEX BN&G'S & TYPE "E" FULL FACED NEOPRENE GSKT-DBL WASHER - MYLAR SLEEVES (DI X SST-BV) | 2 | EA | 96.09 | 192 | |
| | | 2" X 4" DIELECTRIC THREADED NIPPLE | 2 | EA | 49.92 | 100 | |
| | | 2" 316 SSTL 150# THREADED FLANGE | 2 | EA | 67.60 | 135 | |
| | | 2" SPLIT BODY FLANGED 316 STAINLESS BALL VALVE W/ LEVER OP | 2 | EA | 1,447.66 | 2,895 | *** |
| | | 2" IRONBODY - VALVE ONLY WASTEWATER AIR RELEASE W/ FIP THREADED INLET & OUTLET | 2 | EA | 743.75 | 1,488 | *** |
| **06" WAS, 2" BLV** | | | | | | **569** | |
| **WAS SURGE TANK PS** | | | | | | **569** | |
| | | 2" X 4" DIELECTRIC THREADED NIPPLE | 2 | EA | 49.92 | 100 | |
| | | 2" 2 PIECE THREADED 316 STAINLESS BALL VALVE W/ LEVER OP | 2 | EA | 234.75 | 470 | |
| **06" WAS, PIA** | | | | | | **261** | |
| **WAS SURGE TANK PS** | | | | | | **261** | |
| | | 1/2" X 3" DIELECTRIC THREADED NIPPLE | 2 | EA | 16.36 | 33 | |
| | | 1/2" 316 SSTL 150# THREADED TEE | 2 | EA | 4.63 | 9 | |
| | | 1/2" X 4" 316 SSTL SCH 40 THREADED NIPPLE | 6 | EA | 3.58 | 21 | |
| | | 1/2" 2 PIECE THREADED 316 STAINLESS BALL VALVE W/ LEVER OP | 4 | EA | 49.43 | 198 | |
| **08" ALP** | | | | | | **9,684** | |
| **AGS BASINS** | | | | | | **9,684** | |
| | | 8" FLG ACC PKS - 316 B8M SSTL HEAVY HEX - CL 125/150 FLANGE W/VITON TORUSEAL GASKET (SST X PVC80-EQPT) (SUBMERGED) | 12 | EA | 403.49 | 4,842 | |
| | | 8" FLG ACC PKS - 316 B8M SSTL HEAVY HEX - CL 125/150 FLANGE W/VITON TORUSEAL GASKET (SST X SST) | 12 | EA | 403.49 | 4,842 | |
| **08" NPW** | *** | | | | | **54,606** | *** |
| **YARD PIPING PLAN 2** | | | | | | **9,690** | *** |
| | | 8" PC350 DUCTILE IRON PIPE PUSH JNT CEMENT LINED-BITUMINOUS COATED | 20 | FT | 59.41 | 1,188 | |
| | | 8" REST JNT GASKETS EPDM | 1 | EA | 265.22 | 265 | |
| | | 8" X 4" C153 MJ BIT COATED / CEMENT LINED DI TEE | 1 | EA | 283.50 | 284 | |
| | | 8" C153 MJ BIT COATED / CEMENT LINED DI LONG SLEEVE | 1 | EA | 266.25 | 266 | |
| | | 8" WEDGE FITTING RESTRAINT MJ GLAND PACK-EPDM GASKETS-COR-BLUE B&N'S-FOR DI PIPE | 8 | EA | 173.00 | 1,384 | |

| | | | | | | | |
|---|---|---|---|---|---|---|---|
| | | 6" DR18/ PR235 C900 BJ GSKT PVC PIPE-BLUE | 20 | FT | 11.79 | 236 | RISER PIPE FOR VALVE BOX PER C00.506/UW2 |
| | | 8" C515 MECH JT NRS GATE VALVE LESS ACC W/ 2" OP NUT (NO GEAR) | 2 | EA | 1,809.10 | 3,618 | |
| | | 19-22" HEAVY DUTY 5-1/4" SHAFT - SCREW TYPE 2 PC VALVE BOX COMPLETE W/ LID (DWG. C00.506/UW-2) | 2 | EA | 437.50 | 875 | |
| | | 3'0" 316 SSTL PIPE EXTENSION STEM-SOCKET X NUT W/CENTERING COLLAR | 2 | EA | 786.94 | 1,574 | |
| **YARD PIPING PLAN 4** | | | | | | **9,690** | *** |
| | | 8" PC350 DUCTILE IRON PIPE PUSH JNT CEMENT LINED-BITUMINOUS COATED | 20 | FT | 59.41 | 1,188 | |
| | | 8" REST JNT GASKETS EPDM | 1 | EA | 265.22 | 265 | |
| | | 8" X 4" C153 MJ BIT COATED / CEMENT LINED DI TEE | 1 | EA | 283.50 | 284 | |
| | | 8" C153 MJ BIT COATED / CEMENT LINED DI LONG SLEEVE | 1 | EA | 266.25 | 266 | |
| | | 8" WEDGE FITTING RESTRAINT MJ GLAND PACK-EPDM GASKETS-COR-BLUE B&N'S-FOR DI PIPE | 8 | EA | 173.00 | 1,384 | |
| | | 6" DR18/ PR235 C900 BJ GSKT PVC PIPE-BLUE | 20 | FT | 11.79 | 236 | RISER PIPE FOR VALVE BOX PER C00.506/UW2 |
| | | 8" C515 MECH JT NRS GATE VALVE LESS ACC W/ 2" OP NUT (NO GEAR) | 2 | EA | 1,809.10 | 3,618 | |
| | | 19-22" HEAVY DUTY 5-1/4" SHAFT - SCREW TYPE 2 PC VALVE BOX COMPLETE W/ LID (DWG. C00.506/UW-2) | 2 | EA | 437.50 | 875 | |
| | | 3'0" 316 SSTL PIPE EXTENSION STEM-SOCKET X NUT W/CENTERING COLLAR | 2 | EA | 786.94 | 1,574 | |
| **YARD PIPING PLAN 5** | **ADD1** | | | | | **35,226** | |
| | ADI | 8" PC350 DUCTILE IRON PIPE PUSH JNT CEMENT LINED-BITUMINOUS COATED | 460 | FT | 59.41 | 27,329 | |
| | ADI | 8" REST JNT GASKETS EPDM | 23 | EA | 265.23 | 6,100 | |
| | ADI | 8" C153 MJ BIT COATED / CEMENT LINED DI 45 ELL | 2 | EA | 216.75 | 434 | |
| | ADI | 8" X 6" C153 MJ BIT COATED / CEMENT LINED DI TEE | 1 | EA | 325.50 | 326 | |
| | ADI | 8" WEDGE FITTING RESTRAINT MJ GLAND PACK-EPDM GASKETS-COR-BLUE B&N'S-FOR DI PIPE | 6 | EA | 173.00 | 1,038 | |
| **08" WAS** | | | | | | **30,375** | |
| **YARD PIPING PLAN 1** | | | | | | **12,474** | |
| | | 8" PC350 DUCTILE IRON PIPE PUSH JNT PERMOX LINED-BITUMINOUS COATED | 100 | FT | 79.38 | 7,938 | |
| | | 8" REST JNT GASKETS SBR | 5 | EA | 175.37 | 877 | |
| | | 8" C153 MJ BIT COATED / PERMOX LINED DI 90 ELL | 1 | EA | 734.91 | 735 | |
| | | 8" C153 MJ BIT COATED / PERMOX LINED DI 45 ELL | 2 | EA | 666.28 | 1,333 | |
| | | 8" C153 MJ BIT COATED / PERMOX LINED DI LONG SLEEVE | 1 | EA | 751.40 | 751 | |
| | | 8" WEDGE FITTING RESTRAINT MJ GLAND PACK-SBR GASKET-COR-BLUE B&N'S-FOR DI PIPE | 8 | EA | 105.00 | 840 | |
| **WAS SURGE TANK PS** | | | | | | **17,901** | |
| | | 8" X 5'0" DI SPOOL PIECE PERMOX LINED W/ 125# FLG X FLG | 2 | EA | 890.95 | 1,782 | |
| | | 8" X 5'6" DI SPOOL PIECE PERMOX LINED W/ 125# FLG X FLG | 1 | EA | 1,780.61 | 1,781 | |
| | | 8" X 9'0" DI SPOOL PIECE PERMOX LINED W/ 125# FLG X FLG | 1 | EA | 2,558.26 | 2,558 | |
| | | 8" X 5'0" DI SPOOL PIECE PERMOX LINED W/ 125# FLG X PE | 1 | EA | 1,377.63 | 1,378 | |
| | | 8" C110 FLG PRIME COATED / PERMOX LINED DI 90 ELL | 1 | EA | 1,092.30 | 1,092 | |
| | | 8" X 6" C110 FLG PRIME COATED / PERMOX LINED DI 90 ELL | 2 | EA | 1,067.74 | 2,135 | |
| | | 8" X 6" C110 FLG PRIME COATED / PERMOX LINED DI TEE | 2 | EA | 1,389.56 | 2,779 | |
| | | 12" X 8" C110 FLG PRIME COATED / PERMOX LINED DI 90 ELL (SUBMERGED) | 1 | EA | 2,085.38 | 2,085 | |
| | | 8" X 2'6" FLG X WC X FLG WALL PIPE PERMOX LINED (DWG. M00.504/6) (PARTIALLY SUBMERGED) | 1 | EA | 1,367.32 | 1,367 | |
| | | 8" FLG ACC PKS - 316 B8M SSTL HEAVY HEX - CL 125/150 FLANGE W/ SBR GASKET (DI X DI) | 9 | EA | 94.28 | 849 | |
| | | 8" FLG ACC PKS - 316 B8M SSTL HEAVY HEX - CL 125/150 FLANGE W/ SBR GASKET (DI X DI) (SUBMERGED) | 1 | EA | 94.27 | 94 | |
| **12" ALP** | | | | | | **111,829** | *** |
| **AGS BASINS** | | | | | | **23,841** | *** |
| | | 12" FLG ACC PKS - 316 B8M SSTL HEAVY HEX - CL 125/150 FLANGE W/VITON TORUSEAL GASKET (SST X SST-EJ) | 6 | EA | 683.15 | 4,099 | |
| | | 12" LUG BOLT SET CL 125/150 FLG-316 B8M SSTL-CAP BOLTS NO NUTS (NO-GASKET) (SST X SST-LUG-BFV) | 12 | EA | 224.84 | 2,698 | |
| | | 12" FLG X FLG-304 STAINLESS STEEL EXPANSION JNT-BELLOWS TYPE W/ SSTL 304 CTRL HARNESSING | 3 | EA | 5,681.25 | 17,044 | |
| | | 12" LUG PATTERN (CL 150) 316 SSTL HIGH PERFORMANCE BUTTERFLY VALVE W/ GEAR OPERATOR W/ HANDWHEEL (BY OTHERS) | 3 | EA | - | - | *** |
| | | 12" LUG PATTERN (CL 150) 316 SSTL HIGH PERFORMANCE BUTTERFLY VALVE W/ EMO/ OPEN-CLOSE (BY OTHERS) | 3 | EA | - | - | *** |
| **AGS BLOWERS** | | | | | | **87,988** | *** |
| | | 12" FLG ACC PKS - 316 B8M SSTL HEAVY HEX - CL 125/150 FLANGE W/VITON TORUSEAL GASKET (SST X FCA) | 4 | EA | 683.15 | 2,733 | |
| | | 12" FLG ACC PKS - 316 B8M SSTL HEAVY HEX - CL 125/150 FLANGE W/VITON TORUSEAL GASKET (SST X SST) | 1 | EA | 683.15 | 683 | |
| | | 12" FLG ACC PKS - 316 B8M SSTL HEAVY HEX - CL 125/150 FLANGE W/VITON TORUSEAL GASKET (SST X SST-EJ) | 8 | EA | 683.15 | 5,465 | |
| | | 12" LUG BOLT SET CL 125/150 FLG-316 B8M SSTL-CAP BOLTS NO NUTS (NO-GASKET) (SST X SST-LUG-BFV) | 8 | EA | 224.84 | 1,799 | |
| | | 12" FCA NON-RESTRAINED 316 SSTL BDY FOR STL PIPE SIZE W/ 316 SSTL BOLTS - EPDM GASKETS | 4 | EA | 2,645.79 | 10,583 | |
| | | 12" FLG X FLG-304 STAINLESS STEEL EXPANSION JNT-BELLOWS TYPE W/ SSTL 304 CTRL HARNESSING | 4 | EA | 5,681.25 | 22,725 | |
| | | 12" LUG PATTERN (CL 150) 316 SSTL HIGH PERFORMANCE BUTTERFLY VALVE W/ GEAR OPERATOR W/ HANDWHEEL | 4 | EA | 11,000.00 | 44,000 | *** |
| **12" LC** | | | | | | **13,725** | |
| **YARD PIPING PLAN 3** | | | | | | **13,725** | |
| | | 12" C153 FOR PVC PIPE MJ BIT COATED / PERMOX LINED DI 90 ELL | 1 | EA | 1,344.97 | 1,345 | |
| | | 12" C153 FOR PVC PIPE MJ BIT COATED / PERMOX LINED DI 45 ELL | 3 | EA | 1,215.95 | 3,648 | |
| | | 12" WEDGE FITTING RESTRAINT MJ GLAND PACK-SBR GASKET-COR-BLUE B&N'S-FOR CI OD PVC PIPE | 6 | EA | 208.00 | 1,248 | |

| | | | | | | | |
|---|---|---|---|---|---|---|---|
| | | 12" SERRATED RESTRAINT HARNESS W\304 SSTL B&N'S-FOR CIOD PVC PIPE | 5 | EA | 641.00 | 3,205 | |
| | | 12" DR18/ PR235 C900 BJ GSKT PVC PIPE-GREEN | 100 | FT | 42.79 | 4,279 | |
| **12" REJ** | **ADD1** | | | | | **28,946** | |
| **YARD PIPING PLAN 3** | **ADD1** | | | | | **28,946** | |
| | ADI | 12" PC350 DUCTILE IRON PIPE PUSH JNT PERMOX LINED-BITUMINOUS COATED | 120 | FT | 115.64 | 13,877 | |
| | ADI | 12" REST JNT GASKETS SBR | 4 | EA | 254.69 | 1,019 | |
| | ADI | 12" C153 MJ BIT COATED / PERMOX LINED DI 90 ELL | 1 | EA | 1,395.89 | 1,396 | |
| | ADI | 12" C153 MJ BIT COATED / PERMOX LINED DI 45 ELL | 7 | EA | 1,262.06 | 8,834 | |
| | ADI | 12" WEDGE FITTING RESTRAINT MJ GLAND PACK-SBR GASKET-COR-BLUE B&N'S-FOR DI PIPE | 20 | EA | 191.00 | 3,820 | |
| **16" AGI** | | | | | | **307,188** | *** |
| **AGS INFLUENT PS** | | | | | | **307,188** | *** |
| | | 16" X 1'6" DI SPOOL PIECE PERMOX LINED W/ 125# FLG X FLG | 4 | EA | 2,240.25 | 8,961 | |
| | | 16" X 2'0" DI SPOOL PIECE PERMOX LINED W/ 125# FLG X FLG | 8 | EA | 2,466.85 | 19,735 | |
| | | 16" X 2'0" DI SPOOL PIECE PERMOX LINED W/ 125# FLG X FLG W/(1) 1/2" FPT TAP | 4 | EA | 2,805.46 | 11,222 | |
| | | 16" X 2'6" DI SPOOL PIECE PERMOX LINED W/ 125# FLG X FLG W/(1) 2" FPT TAP | 4 | EA | 3,032.06 | 12,128 | |
| | | 16" X 3'0" DI SPOOL PIECE PERMOX LINED W/ 125# FLG X FLG | 8 | EA | 2,921.34 | 23,371 | |
| | | 16" X 1'0" DI SPOOL PIECE PERMOX LINED W/ 125# FLG X PE | 4 | EA | 1,245.01 | 4,980 | |
| | | 16" C110 FLG PRIME COATED / PERMOX LINED DI 90 ELL | 8 | EA | 3,126.81 | 25,014 | |
| | | 16" C110 FLG PRIME COATED / PERMOX LINED DI TEE | 4 | EA | 4,323.78 | 17,295 | |
| | | 16" C110 BLIND FLG PRIME COATED / PERMOX LINED DI BLIND FLG W-2" IP TAP | 4 | EA | 2,562.98 | 10,252 | |
| | | 16" FLG ACC PKS - 316 B8M SSTL HEAVY HEX - CL 125/150 FLANGE W/ SBR GASKET (DI X CV) | 8 | EA | 333.53 | 2,668 | |
| | | 16" FLG ACC PKS - 316 B8M SSTL HEAVY HEX - CL 125/150 FLANGE W/ SBR GASKET (DI X DI) | 32 | EA | 333.53 | 10,673 | |
| | | 16" FLG ACC PKS - 316 B8M SSTL HEAVY HEX - CL 125/150 FLANGE W/ SBR GASKET (DI X FCA) | 4 | EA | 333.53 | 1,334 | |
| | | 16" FLG ACC PKS - 316 B8M SSTL HEAVY HEX - CL 125/150 FLANGE W/ SBR GASKET (DI X PMP) | 8 | EA | 333.53 | 2,668 | |
| | | 16" FLG ACC PKS - 316 B8M SSTL HEAVY HEX - CL 125/150 FLANGE W/ SBR GASKET (DI X PV) | 16 | EA | 333.53 | 5,336 | |
| | | 16" WEDGE ACTION REST FCA DI BODY FOR DI PIPE SIZE W/ 316 SSTL T-BOLTS & NUTS - SBR GASKETS | 4 | EA | 2,692.09 | 10,768 | |
| | | 16" 125LB FLG IRON BODY PLUG VALVE 100% PORT W/ GEAR OPERATOR/ HANDWHEEL | 4 | EA | 7,750.00 | 31,000 | VERIFY TAG NUMBERS; P&ID I34.001 NOT INCLUDED IN PLAN SET |
| | | 16" 125LB FLG IRON BODY PLUG VALVE 100% PORT W/ GEAR OPERATOR/ CHAIN WHEEL (7'10" CL-AFF) | 4 | EA | 8,875.00 | 35,500 | |
| | | 16" 125/150LB FLG IRONBODY AWWA SWING CHECK VALVE W/ OL & W-NO LIMIT SWITCH | 4 | EA | 18,570.29 | 74,281 | VERIFY TAG NUMBERS; P&ID I34.001 NOT INCLUDED IN PLAN SET |
| **16" AGI, 2" ARV** | | | | | | **4,176** | *** |
| **AGS INFLUENT PS** | | | | | | **4,176** | *** |
| | | 2" X 4" DIELECTRIC THREADED NIPPLE | 4 | EA | 49.92 | 200 | |
| | | 2" X 6" 316 SSTL SCH 40 THREADED NIPPLE | 4 | EA | 15.70 | 63 | |
| | | 2" 2 PIECE THREADED 316 STAINLESS BALL VALVE W/ LEVER OP | 4 | EA | 234.75 | 939 | |
| | | 2" IRONBODY - VALVE ONLY WASTEWATER AIR RELEASE W/ FIP THREADED INLET & OUTLET | 4 | EA | 743.75 | 2,975 | VERIFY TAG NUMBERS; P&ID I34.001 NOT INCLUDED IN PLAN SET |
| **16" AGI, 2" BLV** | | | | | | **1,139** | |
| **AGS INFLUENT PS** | | | | | | **1,139** | |
| | | 2" X 4" DIELECTRIC THREADED NIPPLE | 4 | EA | 49.92 | 200 | |
| | | 2" 2 PIECE THREADED 316 STAINLESS BALL VALVE W/ LEVER OP | 4 | EA | 234.75 | 939 | |
| **16" AGI, PIA** | | | | | | **522** | |
| **AGS INFLUENT PS** | | | | | | **522** | |
| | | 1/2" X 3" DIELECTRIC THREADED NIPPLE | 4 | EA | 16.37 | 65 | |
| | | 1/2" 316 SSTL 150# THREADED TEE | 4 | EA | 4.63 | 19 | |
| | | 1/2" X 4" 316 SSTL SCH 40 THREADED NIPPLE | 12 | EA | 3.58 | 43 | |
| | | 1/2" 2 PIECE THREADED 316 STAINLESS BALL VALVE W/ LEVER OP | 8 | EA | 49.43 | 395 | |
| **16" ALP** | | | | | | **4,112** | |
| **AGS BLOWERS** | | | | | | **4,112** | |
| | | 16" FLG ACC PKS - 316 B8M SSTL HEAVY HEX - CL 125/150 FLANGE W/VITON TORUSEAL GASKET (SST X SST) | 3 | EA | 1,370.61 | 4,112 | |
| **16" WLC** | *** | | | | | **234,615** | |
| **YARD PIPING PLAN 3** | *** | | | | | **69,919** | |
| | | 16" PC350 DUCTILE IRON PIPE PUSH JNT PERMOX LINED-BITUMINOUS COATED | 240 | FT | 169.34 | 40,642 | |
| | | 16" REST JNT GASKETS SBR | 12 | EA | 590.33 | 7,084 | |
| | | 16" C153 MJ BIT COATED / PERMOX LINED DI 90 ELL | 1 | EA | 2,377.06 | 2,377 | |
| | ADI | 16" C153 MJ BIT COATED / PERMOX LINED DI 45 ELL | 7 | EA | 1,971.20 | 13,798 | |
| | ADI | 16" WEDGE FITTING RESTRAINT MJ GLAND PACK-SBR GASKET-COR-BLUE B&N'S-FOR DI PIPE | 17 | EA | 354.00 | 6,018 | |
| **AGS BASINS** | | | | | | **164,696** | |
| | | 16" X 2'6" DI SPOOL PIECE PERMOX LINED W/ 125# FLG X FLG | 3 | EA | 2,693.45 | 8,080 | |
| | | 16" X 8'6" DI SPOOL PIECE PERMOX LINED W/ 125# FLG X FLG | 3 | EA | 5,416.51 | 16,250 | |
| | | 16" X 19'0" DI SPOOL PIECE PERMOX LINED W/ 125# FLG X FLG | 10 | EA | 10,181.55 | 101,816 | |
| | | 16" X 5'0" DI SPOOL PIECE PERMOX LINED W/ 125# FLG X PE | 1 | EA | 3,060.38 | 3,060 | |
| | | 16" C110 FLG PRIME COATED / PERMOX LINED DI 90 ELL | 1 | EA | 3,126.81 | 3,127 | |
| | | 16" C110 FLG PRIME COATED / PERMOX LINED DI 45 ELL | 3 | EA | 2,674.14 | 8,022 | |
| | | 16" C110 FLG PRIME COATED / PERMOX LINED DI TEE | 3 | EA | 4,323.78 | 12,971 | |
| | | 16" C110 BLIND FLG PRIME COATED / PERMOX LINED DI BLIND FLG | 1 | EA | 2,363.98 | 2,364 | |
| | | 16" FLG ACC PKS - 316 B8M SSTL HEAVY HEX - CL 125/150 FLANGE W/ SBR GASKET (DI X DI) | 27 | EA | 333.53 | 9,005 | |
| **20" ALP** | | | | | | **45,903** | |

| | | | | | | | |
|---|---|---|---|---|---|---|---|
| **AGS BLOWERS** | | | | | | **45,903** | |
| | | 20" FLG ACC PKS - 316 B8M SSTL HEAVY HEX - CL 125/150 FLANGE W/VITON TORUSEAL GASKET (SST X EJ) | 6 | EA | 1,851.35 | 11,108 | |
| | | 20" FLG ACC PKS - 316 B8M SSTL HEAVY HEX - CL 125/150 FLANGE W/VITON TORUSEAL GASKET (SST X SST) | 1 | EA | 1,851.35 | 1,851 | |
| | | 20" FLG X FLG-304 STAINLESS STEEL EXPANSION JNT-BELLOWS TYPE W/ SSTL 304 CTRL HARNESSING | 3 | EA | 10,981.25 | 32,944 | |
| **20" WAS** | | | | | | **230,092** | *** |
| **AGS BASINS** | | | | | | **204,260** | |
| | | 20" X 10'6" DI SPOOL PIECE PERMOX LINED W/ 125# FLG X FLG W/(1) 2" FPT TAP | 3 | EA | 8,762.73 | 26,288 | |
| | | 20" X 19'0" DI SPOOL PIECE PERMOX LINED W/ 125# FLG X FLG | 10 | EA | 13,478.84 | 134,788 | |
| | | 20" X 5'0" DI SPOOL PIECE PERMOX LINED W/ 125# FLG X PE | 1 | EA | 4,081.38 | 4,081 | |
| | | 20" C110 FLG PRIME COATED / PERMOX LINED DI TEE | 3 | EA | 6,929.30 | 20,788 | |
| | | 20" C110 BLIND FLG PRIME COATED / PERMOX LINED DI BLIND FLG | 1 | EA | 4,337.47 | 4,337 | |
| | | 20" FLG ACC PKS - 316 B8M SSTL HEAVY HEX - CL 125/150 FLANGE W/ SBR GASKET (DI X DI) | 19 | EA | 735.62 | 13,977 | |
| **WAS SURGE TANK PS** | | | | | | **25,832** | *** |
| | | 20" C110 FLG PRIME COATED / PERMOX LINED DI 90 ELL | 1 | EA | 5,056.65 | 5,057 | |
| | | 20" X 3'0" FLG X WC X FLG WALL PIPE PERMOX LINED (DWG. M00.504/6) (PARTIALLY SUBMERGED) | 1 | EA | 4,568.05 | 4,568 | |
| | | 20" FLG ACC PKS - 316 B8M SSTL HEAVY HEX - CL 125/150 FLANGE W/ SBR GASKET (DI X DI) | 1 | EA | 735.63 | 736 | |
| | | 20" FLG ACC PKS - 316 B8M SSTL HEAVY HEX - CL 125/150 FLANGE W/ SBR GASKET (DI X PV) | 2 | EA | 735.63 | 1,471 | |
| | | 20" 125LB FLG IRON BODY PLUG VALVE 100% PORT W/ GEAR OPERATOR/ HANDWHEEL | 1 | EA | 14,000.00 | 14,000 | PV-37001 |
| **20" WAS, 2" BLV** | | | | | | **854** | *** |
| **AGS BASINS** | | | | | | **854** | *** |
| | | 2" X 4" DIELECTRIC THREADED NIPPLE | 3 | EA | 49.92 | 150 | |
| | | 2" 2 PIECE THREADED 316 STAINLESS BALL VALVE W/ LEVER OP | 3 | EA | 234.75 | 704 | *** |
| **24" AGE** | *** | | | | | **430,805** | |
| **YARD PIPING PLAN 4** | *** | | | | | **208,794** | |
| | | 24" PC250 DUCTILE IRON PIPE PUSH JNT PERMOX LINED-BITUMINOUS COATED | 460 | FT | 274.01 | 126,045 | |
| | | 24" REST JNT GASKETS SBR | 23 | EA | 1,145.40 | 26,344 | |
| | | 24" C153 MJ BIT COATED / PERMOX LINED DI 90 ELL | 2 | EA | 5,089.29 | 10,179 | |
| | ADI | 24" C153 MJ BIT COATED / PERMOX LINED DI 45 ELL | 8 | EA | 3,849.61 | 30,797 | |
| | ADI | 24" WEDGE FITTING RESTRAINT MJ GLAND PACK-SBR GASKET-COR-BLUE B&N'S-FOR DI PIPE | 20 | EA | 771.50 | 15,430 | |
| **YARD PIPING PLAN 5** | *** | | | | | **170,871** | |
| | | 24" PC250 DUCTILE IRON PIPE PUSH JNT PERMOX LINED-BITUMINOUS COATED | 320 | FT | 274.01 | 87,683 | |
| | | 24" REST JNT GASKETS SBR | 16 | EA | 1,145.40 | 18,326 | |
| | ADI | 24" C153 MJ BIT COATED / PERMOX LINED DI 45 ELL | 10 | EA | 3,849.61 | 38,496 | |
| | | 24" C153 MJ BIT COATED / PERMOX LINED DI LONG SLEEVE | 1 | EA | 3,533.95 | 3,534 | |
| | ADI | 24" WEDGE FITTING RESTRAINT MJ GLAND PACK-SBR GASKET-COR-BLUE B&N'S-FOR DI PIPE | 22 | EA | 771.50 | 16,973 | |
| | | 30" X 1'6" PE X WC X PE 316 SSTL WALL SLEEVES | 1 | EA | 4,787.50 | 4,788 | |
| | | 24" MODEL S-316 MODULAR SEAL FOR DI/CI OD PVC/DIPS HDPE FOR STEEL WALL SLEEVE (QUOTED PER LINK-REQUIRES 32 EA-LS-475S LINKS PER SEAL) | 64 | EA | 16.73 | 1,071 | |
| **AGS BASINS** | | | | | | **51,140** | |
| | | 24" X 5'0" DI SPOOL PIECE PERMOX LINED W/ 125# FLG X FLG | 1 | EA | 6,454.24 | 6,454 | |
| | | 24" X 16'0" DI SPOOL PIECE PERMOX LINED W/ 125# FLG X FLG | 1 | EA | 14,616.98 | 14,617 | |
| | | 24" X 5'0" DI SPOOL PIECE PERMOX LINED W/ 125# FLG X PE | 1 | EA | 5,102.37 | 5,102 | |
| | | 24" C110 FLG PRIME COATED / PERMOX LINED DI 90 ELL | 2 | EA | 7,787.06 | 15,574 | |
| | | 24" X 3'0" FLG X WC X PE WALL PIPE PERMOX LINED (DWG. M00.504/5) | 1 | EA | 4,400.68 | 4,401 | |
| | | 24" FLG ACC PKS - 316 B8M SSTL HEAVY HEX - CL 125/150 FLANGE W/ SBR GASKET (DI X DI) | 5 | EA | 998.33 | 4,992 | |
| **24" AGI** | *** | | | | | **268,098** | *** |
| **YARD PIPING PLAN 1** | *** | | | | | **71,800** | |
| | | 24" PC250 DUCTILE IRON PIPE PUSH JNT PERMOX LINED-BITUMINOUS COATED | 100 | FT | 274.01 | 27,401 | |
| | | 24" REST JNT GASKETS SBR | 5 | EA | 1,145.40 | 5,727 | |
| | | 24" C153 MJ BIT COATED / PERMOX LINED DI 90 ELL | 1 | EA | 5,089.29 | 5,089 | |
| | ADI | 24" C153 MJ BIT COATED / PERMOX LINED DI 45 ELL | 5 | EA | 3,849.61 | 19,248 | |
| | | 24" C153 MJ BIT COATED / PERMOX LINED DI LONG SLEEVE | 1 | EA | 3,533.95 | 3,534 | |
| | ADI | 24" WEDGE FITTING RESTRAINT MJ GLAND PACK-SBR GASKET-COR-BLUE B&N'S-FOR DI PIPE | 14 | EA | 771.50 | 10,801 | |
| **AGS INFLUENT PS** | | | | | | **193,983** | *** |
| | | 24" X 2'6" DI SPOOL PIECE PERMOX LINED W/ 125# FLG X FLG | 1 | EA | 4,598.95 | 4,599 | |
| | | 24" X 3'6" DI SPOOL PIECE PERMOX LINED W/ 125# FLG X FLG | 1 | EA | 5,341.84 | 5,342 | |
| | | 24" X 7'6" DI SPOOL PIECE PERMOX LINED W/ 125# FLG X FLG | 2 | EA | 8,309.53 | 16,619 | |
| | | 24" X 8'0" DI SPOOL PIECE PERMOX LINED W/ 125# FLG X FLG | 4 | EA | 8,680.33 | 34,721 | |
| | | 24" X 9'6" DI SPOOL PIECE PERMOX LINED W/ 125# FLG X FLG W/4 EA 4" TOL & 2 EA 2" TOL | 1 | EA | 15,215.67 | 15,216 | REF DRWG M34.301, SECTION C. CONTRACTOR TO VERIFY SIZE OF OUTLETS. NOT CALLED OUT ON DRAWING |
| | | 24" X 5'0" DI SPOOL PIECE PERMOX LINED W/ 125# FLG X PE | 1 | EA | 5,102.36 | 5,102 | |
| | | 24" C110 FLG PRIME COATED / PERMOX LINED DI 90 ELL | 1 | EA | 7,787.05 | 7,787 | |
| | | 24" X 16" C110 FLG PRIME COATED / PERMOX LINED DI 90 ELL | 2 | EA | 7,187.31 | 14,375 | |
| | | 24" C110 FLG PRIME COATED / PERMOX LINED DI TEE | 1 | EA | 10,811.85 | 10,812 | |

| | | | | | | | |
|---|---|---|---|---|---|---|---|
| | 24" X 16" C110 FLG PRIME COATED / PERMOX LINED DI TEE | 6 | EA | 7,802.84 | 46,817 | | |
| | 24" C110 BLIND FLG PRIME COATED / PERMOX LINED DI BLIND FLG W-2" IP TAP | 1 | EA | 6,839.40 | 6,839 | | |
| | 24" FLG ACC PKS - 316 B8M SSTL HEAVY HEX - CL 125/150 FLANGE W/ SBR GASKET (DI X DI) | 19 | EA | 998.32 | 18,968 | | |
| | 24" FLG ACC PKS - 316 B8M SSTL HEAVY HEX - CL 125/150 FLANGE W/ SBR GASKET (DI X FCA) | 1 | EA | 998.33 | 998 | | |
| | 24" WEDGE ACTION REST FCA DI BODY FOR DI PIPE SIZE W/ 316 SSTL T-BOLTS & NUTS - SBR GASKETS | 1 | EA | 5,787.20 | 5,787 | | |
| **AGS BASINS** | | | | | **2,315** | | |
| | 24" WEDGE FITTING RESTRAINT MJ GLAND PACK-SBR GASKET-COR-BLUE B&N'S-FOR DI PIPE | 3 | EA | 771.50 | 2,315 | | |
| **24" AGI, 2" ARV** | | | | | **1,044** | *** | |
| **AGS INFLUENT PS** | | | | | **1,044** | *** | |
| | 2" X 4" DIELECTRIC THREADED NIPPLE | 1 | EA | 49.93 | 50 | | |
| | 2" X 6" 316 SSTL SCH 40 THREADED NIPPLE | 1 | EA | 15.70 | 16 | | |
| | 2" 2 PIECE THREADED 316 STAINLESS BALL VALVE W/ LEVER OP | 1 | EA | 234.75 | 235 | | |
| | 2" IRONBODY - VALVE ONLY WASTEWATER AIR RELEASE W/ FIP THREADED INLET & OUTLET | 1 | EA | 743.75 | 744 | VERIFY TAG NUMBERS; P&ID I34.001 NOT INCLUDED IN PLAN SET | |
| **24" WAS** | | | | | **56,526** | | *** |
| **AGS BASINS** | | | | | **56,526** | | *** |
| | 24" X 16" C110 FLG PRIME COATED / PERMOX LINED DI 90 ELL | 3 | EA | 7,187.31 | 21,562 | | |
| | 24" X 20" C110 FLG PRIME COATED / PERMOX LINED DI 90 ELL | 3 | EA | 7,661.48 | 22,984 | | |
| | 24" FLG ACC PKS - 316 B8M SSTL HEAVY HEX - CL 125/150 FLANGE W/ SBR GASKET (DI X PV) | 12 | EA | 998.33 | 11,980 | | |
| | 24" 125LB FLG IRON BODY PLUG VALVE 100% PORT W/ EMO/ OPEN-CLOSE SERVICE (BY OTHERS) | 6 | EA | - | - | | *** |
| **30" AGI** | | | | | **115,176** | | *** |
| **AGS BASINS** | | | | | **115,176** | | *** |
| | 30" X 24" C153 MJ BIT COATED / PERMOX LINED DI CONC RED | 3 | EA | 9,928.01 | 29,784 | | |
| | 30" WEDGE FITTING RESTRAINT MJ GLAND PACK-SBR GASKET-COR-BLUE B&N'S-FOR DI PIPE | 3 | EA | 1,883.50 | 5,651 | | |
| | 30" X 4'0" DI SPOOL PIECE PERMOX LINED W/ 125# FLG X FLG | 1 | EA | 8,926.24 | 8,926 | | |
| | 30" X 4'0" DI SPOOL PIECE PERMOX LINED W/ 125# FLG X PE | 3 | EA | 6,523.76 | 19,571 | | |
| | 30" C110 FLG PRIME COATED / PERMOX LINED DI 90 ELL | 3 | EA | 12,278.95 | 36,837 | | |
| | 30" FLG ACC PKS - 316 B8M SSTL HEAVY HEX - CL 125/150 FLANGE W/ SBR GASKET (DI X DI) | 4 | EA | 1,440.71 | 5,763 | | |
| | 30" FLG ACC PKS - 316 B8M SSTL HEAVY HEX - CL 125/150 FLANGE W/ SBR GASKET (DI X PV) | 6 | EA | 1,440.71 | 8,644 | | |
| | 30" 125LB FLG IRON BODY PLUG VALVE 100% PORT W/ EMO/ OPEN-CLOSE SERVICE (BY OTHERS) | 3 | EA | - | - | | *** |
| **30" WAS** | | | | | **314,653** | | |
| **AGS BASINS** | | | | | **314,653** | | |
| | 30" X 2'0" DI SPOOL PIECE PERMOX LINED W/ 125# FLG X FLG | 6 | EA | 6,864.95 | 41,190 | | |
| | 30" X 3'0" DI SPOOL PIECE PERMOX LINED W/ 125# FLG X FLG (SUBMERGED) | 3 | EA | 7,893.66 | 23,681 | | |
| | 30" C110 FLG PRIME COATED / PERMOX LINED DI 45 ELL (SUBMERGED) | 6 | EA | 11,730.55 | 70,383 | | |
| | 30" C110 FLG PRIME COATED / PERMOX LINED DI TEE | 3 | EA | 18,086.30 | 54,259 | | |
| | 30" X 24" C110 FLG PRIME COATED / PERMOX LINED DI CONC RED | 6 | EA | 10,567.56 | 63,405 | | |
| | 30" X 5'0" FLG X WC X FLG WALL PIPE PERMOX LINED (DWG. M00.504/6) (PARTIALLY SUBMERGED) | 3 | EA | 10,493.12 | 31,479 | | |
| | 30" FLG ACC PKS - 316 B8M SSTL HEAVY HEX - CL 125/150 FLANGE W/ SBR GASKET (DI X DI) | 9 | EA | 1,440.71 | 12,966 | | |
| | 30" FLG ACC PKS - 316 B8M SSTL HEAVY HEX - CL 125/150 FLANGE W/ SBR GASKET (DI X DI) (SUBMERGED) | 9 | EA | 1,440.71 | 12,966 | | |
| | 30" FLG ACC PKS - 316 B8M SSTL HEAVY HEX - CL 125/150 FLANGE W/ SBR GASKET (DI X EQPT) (SUBMERGED) | 3 | EA | 1,440.71 | 4,322 | | |
| **36" AGI** | | | | | **116,543** | | |
| **AGS BASINS** | | | | | **116,543** | | |
| | 36" X 30" C110 FLG PRIME COATED / PERMOX LINED DI 90 ELL | 3 | EA | 18,962.01 | 56,886 | | |
| | 36" X 5'0" FLG X WC X FLG WALL PIPE PERMOX LINED (DWG. M00.504/6) (PARTIALLY SUBMERGED) | 3 | EA | 14,416.14 | 43,248 | | |
| | 36" FLG ACC PKS - 316 B8M SSTL HEAVY HEX - CL 125/150 FLANGE W/ SBR GASKET (DI X DI) | 3 | EA | 2,734.69 | 8,204 | | |
| | 36" FLG ACC PKS - 316 B8M SSTL HEAVY HEX - CL 125/150 FLANGE W/ SBR GASKET (DI X EQPT) (SUBMERGED) | 3 | EA | 2,734.69 | 8,204 | | |
| **MISC** | | | | | **391,743** | *** | |
| **MISCELLANEOUS YARD** | | | | | **2,593** | | |
| | 8 MIL BLACK 20" - 300' 3"-8" DIP | 3 | ROLL | 187.50 | 563 | | |
| | 8 MIL BLACK 34" - 300' 14"-16" DIP | 1 | ROLL | 318.06 | 318 | | |
| | 8 MIL BLACK 54" - 150' 24" DIP | 6 | ROLL | 254.19 | 1,525 | | |
| | 2" X 100' BLACK POLY TAPE | 20 | ROLL | 9.38 | 188 | | |
| **MISCELLANEOUS** | | | | | **389,150** | *** | |
| | STAINLESS STEEL FLANGE ADDER - ADD IF NEEDED | 1 | LS | 53,550.00 | 53,550 | ***ADDER TO REMOVE FIELD WELDING*** | |
| | STAINLESS STEEL PACKAGE PER ATTACHED SCOPE | 1 | LS | 335,600.00 | 335,600 | | |
| **SUBMITTALS AND O&M MANUALS** | | | | | **15,000** | | |
| **SUBMITTALS AND O&M MANUALS** | | | | | **15,000** | | |
| | LINE DRAWINGS | 15 | EA | 1,000.00 | 15,000 | | |
| | O&M MANUAL CHARGE PER SPECIFICATIONS | 1 | EA | - | - | | |
| | **Total** | | | | **2,994,636** | | |

| | | |
|---|---|---|
| Ductile Iron Pipe Package | $ | 1,877,882 |
| Carbon Steel Fabrication Package | $ | - |
| Stainless Steel Fabrication Package | $ | 389,150 |
| Fiberglass Reinforced Pipe Package | $ | - |
| Process Valve Package | $ | 222,581 |
| Pipe Support Package | $ | - |
| Project Misc Package | $ | 505,023 |
| Additional Packages | $ | - |
| **PACKAGE TOTALS** | **$** | **2,994,636** |

Report by PACKAGE SUMMARY

| ID | DESCRIPTION | AMOUNT |
|---|---|---|
| 0010.000 | DUCTILE IRON PIPE PUSH JNT BITUMINOUS COATED | 363,959 |
| 0090.000 | DUCTILE IRON PIPE GASKETS | 69,565 |
| 0100.000 | C153 MECH JOINT DI FTGS IMP | 176,784 |
| 0120.000 | C153 MECH JOINT FOR PVC PIPE DI FTGS IMP | 19,861 |
| 0300.000 | C153 MJ GLAND PACKS-ACCESS IMP | 1,571 |
| 0360.000 | RESTRAINTS - FITTING / PIPE / COUPLING IMP | 80,780 |
| 0380.000 | UNDERGROUND PIPE ACCESSORIES | 2,593 |
| 0415.000 | FABRICATED DI 125# FLG SPOOLS | 601,104 |
| 0470.000 | C110 FLANGED DI FTGS IMP | 557,088 |
| 0530.000 | FABRICATED DI WALL PIPE | 89,521 |
| 0560.000 | WALL SLEEVES IMP | 5,600 |
| 0580.000 | MODULAR WALL SEALS | 1,295 |
| 0625.000 | 316 STAINLESS STEEL FLANGE PACKS CL 125/150 FLANGE ACCESSORY KITS | 190,903 |
| 0680.000 | LUG SETS (NO GASKET) | 5,806 |
| 0690.000 | STUD KITS W/ GASKET | 498 |
| 0730.000 | FLANGE ISOLATION KIT | 1,075 |
| 0855.000 | FCA NON-RESTRAINED | 10,583 |
| 0880.000 | FCA RESTRAINED DOM | 16,556 |
| 0970.000 | QUICK DISCONNECT FITTINGS | 2,004 |
| 1050.000 | STAINLESS STEEL PIPE EXPANSION JOINTS | 72,713 |
| 1150.000 | PVC PRESSURE PIPE - GASKETED BELL JOINT | 8,613 |
| 1190.000 | PVC / CPVC PRESSURE PIPE - SOLVENT WELD | 1,056 |
| 1200.000 | PVC-CPVC SOLVENT WELD FTGS | 755 |
| 1480.000 | CI / MI / STEEL - FITTINGS & NIPPLES DOM | 1,595 |
| 1500.000 | STAINLESS STEEL PIPE | 14,866 |
| 1520.000 | STAINLESS STEEL FITTINGS & NIPPLES | 1,547 |
| 1560.000 | STAINLESS STEEL PACKAGE | 389,150 |
| 1660.000 | POLY TUBING INSERT FTGS | 263 |
| 1675.000 | WATERWORKS SERVICE BRASS VALVES DOM | 1,128 |
| 1850.000 | SMALL DIAMETER VALVES | 12,687 |
| 1860.000 | SMALL DIAMETER VALVES DOM | 269 |
| 1870.000 | HOSE & ACCESSORIES | 12,435 |
| 1900.000 | FIRE HYDRANTS | 4,117 |
| 2030.000 | PLANT VALVE EXTRAS | 15,000 |
| 2050.000 | MUD VALVES | 16,185 |
| 2145.000 | AWWA GATE VALVES IRONBODY IMP | 10,272 |
| 2210.000 | BUTTERFLY VLV - 316 SSTL HI PERFRM | 44,000 |
| 2310.000 | PLUG VALVES | 93,844 |
| 2430.000 | CHECK VALVES | 79,531 |
| 2470.000 | AIR VALVES | 5,206 |
| 2590.000 | VALVE / CURB BOXES | 6,750 |
| 2610.000 | VALVE ACCESSORIES | 5,509 |

| Total | 2,994,636 |
|---|---|

7230 Gilpin Way, Suite 160
Denver, Colorado 80229
Office: 303-297-3494
www.lefeverbuilding.com

**SUPPLY & ERECT PEMB ONLY PROJECT SCOPE**

REV1 May 22nd, 2026

PCL
Bill Naramore
Phone: 707-628-2455
Email: WENaramore@pcl.com

Re: **Manatee County PEMB Canopy**

Lefever Building Systems; www.lefeverbuilding.com hereby submits the following proposal to supply and erect a Nucor **PEMB** for the referenced project as follows and per the drawings and Statement of Work.

Contact the Estimator; *Merlina Montalvo – mmontalvo@lefeverbuilding.com or (720) 460-8013*

**Acknowledgement of Documents:** This is to acknowledge that LBS has received the following documents for this project and revised the bid accordingly:

- RFP Documents – Drawings and/or Specs
  - SEWRF_Capacity_Improv-Ph_B_IFC_Conformed_Set
  - Manatee_SERWRF_Capacity_Imp_Phase_B_IFC_Technical_Specifications
  - HC215002_SEWRF_GEO_Finalized
- Addendum 1 acknowledged

## Building:

| Width | Length | Eave Height | Roof Slope | Roof Shape |
|---|---|---|---|---|
| 94'-0" | 19'-3" | 19'-6" | 1:12 | Gable |

***Design Loads:*** **Florida State Building Code 2023 / Building Open**

| | | | |
|---|---|---|---|
| **Roof Snow:** 0psf | **Ground Snow:** 0psf | **Wind:** 156 MPH | **Wind Exp:** "C" |
| **Live Load:** 20psf | **Collateral Load:** 10psf | **Rainfall:** 8.66 in/hr | **Risk Cat:** III |

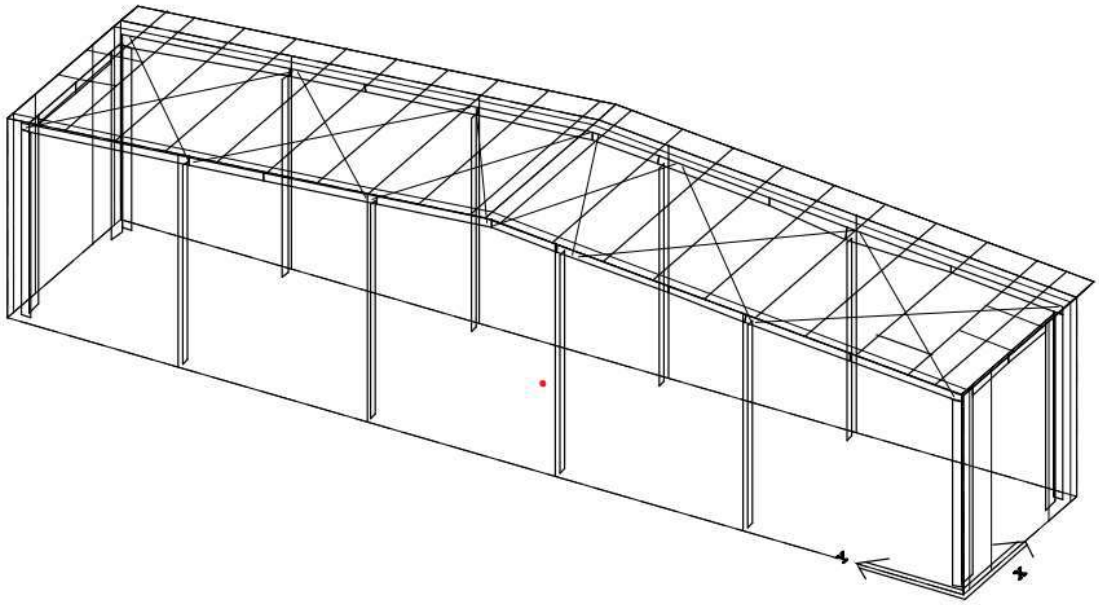

## ***Project General Description:***

General Information:

- Project located in Bradenton, FL
- No insulation or wall panels included

Frames:

- REW & LEW – Rigid Frames
- Rigid Frame interior frames
- No interior clearances held.
- Tapered columns.
- Frames will be primed Gray

Secondary:

- Roof purlins are 8”-10” depth G30 galvanized finish zee shape

Covering:

- Roof Panel:
  - 24ga Standing Seam Roof
  - Kynar finish in Standard color offering.
  - 25-year finish warranty included.

- Wall Panel: *NONE*

- Standard metal building trims for base of panel, corner, and framed openings. Edge of roof trims include standard rake trim and eave gutter with downspouts and elbows 26Ga.

Insulation:

- *NONE*

Framed Openings: Framing and Trim Only

- Open

Extras Included:

- None

**Proposal based on start date of TBD**

**BASE BID (includes freight and no tax): $225,473**

**Schedule** *(dates to be verified at time of order)*

- Approval Drawings: 8-12 weeks
- Delivery: 8-12 weeks from approval
- Erection: 4 weeks

PENETRATION COST SCHEDULE
(No additional mobilization fee or roof curb price included)
*This is based on standard wages.*

| *DOES NOT INCLUDE ANY HIGH TEMPERATURE (DEKTITE-FLASHING)* | |
|---|---|
| ***SIZE*** | ***PRICE*** |
| ***PIPE FLASHING – GRAY*** | |
| 1/8" - 4" | $ 169.00 |
| 4" - 10" | $ 219.00 |
| 10" - 18" | $ 356.00 |
| ***PIPE FLASHING - RETROFIT – GRAY*** | |
| 3/4" - 3" | $ 189.00 |
| 2" - 7-1/4" | $ 237.00 |
| 3-1/4" – 10" | $ 279.00 |

**ITEMS EXCLUDED FROM THIS SCOPE include:**

1. Painting or coating of any steel
2. Permits
3. Testing
4. Inspections
5. Prevailing Wages
6. Buy America Requirements
7. Foundation design
8. Concrete Work
9. MEP Work
10. Fire Protection
11. Roof Curbs
12. Man doors
13. Overhead doors
14. C-channel
15. Windows
16. Power washing of PEMB steel materials
17. Construction Fencing
18. Interior Finishes
19. Site utilities & temporary facilities
20. Provision and install of Anchor Bolts and/or templates, grouting of base plates.
21. Roof penetrations – (See Cost Schedule Above)
22. Misc Steel – bollards, metal stairs, railings, etc.
23. Penetrations
24. Backing
25. Fire Caulking
26. Stagger standing seam roof
27. Liner Panel
28. Translucent Panels
29. Welding
30. Winter Conditions
31. All Construction work not specifically included in this proposal.

**Project Notes:**

1. Pricing is based on award of entire scope as proposed.
2. Pricing is good for 14 days and is based on materials pricing as of ***the date of the proposal.*** Any market change in prices for materials or supplies beyond this time frame will be passed on as an increase to proposal cost.

3. Due to volatile market conditions, price will be locked in at time of full acceptance of approval drawing and release of building for fabrication. Any changes made prior to acceptance will be assigned to the Owner/Customer/GC.
4. Pricing for additional materials, including components, insulation, accessories, etc., will be locked in at the time it ships from the supplier.
5. **Pricing includes erecting the building in the standard sequence: primary, secondary, bracing, wall insulation/panels, roof insulation/panels, trims/accessories. Stopping or changing sequence to start another activity will result in a change order and add cost for inefficiency, extended equipment, and any additional lodging and per diem associated with delays.**
6. Erection of the building based on prevailing wages.

| | Rates | Fringes |
|---|---|---|
| IRONWORKER, STRUCTURAL | $ 35.25 | 17.32 |

IRON0402-001 10/01/2024

7. This Proposal includes the PEMB, Erection and accessories as specifically listed in this Scope.
8. **Winter Conditions are excluded from November 15th to March 15th, days lost, and equipment extension rentals are excluded.**
    a. If winter conditions are provided for, GC is responsible for snow removal on access roads to jobsite and all other areas critical to construction access and productivity. GC will push back snow piles as required to maintain 25' of clearance around building. Replacement cost for any damage to materials during snow removal will be the responsibility of the GC.
    b. Owner will pay for costs of delays due to wind, or weather delay beyond any amount stated in the proposal.
9. All other trades, division and construction work is excluded from this scope and is assumed to be performed by others.
10. **Excludes all sales tax (State, county, city and all use taxes) unless stated otherwise.**
11. All bonding excluded.
12. Materials FOB to jobsite.
13. All dumpsters, san-o-lets are supplied by others.
14. **Full time superintendent included**
15. **Standard safety practices and protocols included.** (Any special safety classes and requirements are excluded at this time, but can be charged at actual cost if needed).
16. Jobsite to provide full access around the building, including laydown area, and no unforeseen obstacles not shown on drawings. We required 25' of clearance around the entire structure.
17. **Alternates are specifically and individually outlined and defined in this proposal.**

18. All communication with regards to this proposal and any modification, revision or award is to be directed to the LBS Estimator managing this proposal. They are the only authorized LBS agent to handle this proposal and ensuing work.

***Lefever Building Systems Supply & Erect Proposal***

***Construction Conditions & Inclusions:***

1. Pre-Engineered Metal Building Proposal inclusions & details:
    a. Building to be designed as a "Standard Occupancy" use, unless otherwise indicated in this proposal.
    b. Engineered stamped metal building drawings and calcs for building permit requirements. Stamped drawings will be from a registered engineer, licensed in the jurisdiction where the building will be constructed. Includes Signed and sealed construction drawings along with a Letter of Certification from registered PEMB Engineer for the location of construction.
    c. All PEMB materials and components (including mezzanines, etc.) are provided by PEMB Supplier unless otherwise specifically documented and identified or excluded elsewhere in this proposal.
    d. LBS will provide a building that meets specifications for a Pre-Engineered Metal Building as defined by PEMB Supplier and the Metal Building Manufacturers Association. PEMB Supplier spec will have precedence in determining acceptable specifications of the building.

2. GC/Owner Responsibilities:
    a. GC is responsible for accurate placement of anchor bolts as shown on PEMB "For Construction" drawings. Any field modification to base plates or columns due to anchor bolt misplacement will be done by LBS on a Time & Materials basis.
    b. Work & Work Access:
        i. GC/Owner must provide adequate storage, laydown and marshalling areas that are located in close proximity to the construction work so that production is not adversely affected.
        ii. Owner/General Contractor will ensure a work site that provides reasonable access and an efficient workspace. This includes a nearby laydown area and reasonable access to building perimeter. Adequate access to work area includes access for labor, equipment, and materials. LBS will require 25' of clearance and work access around the entire structure with no piping, open trenches, etc. that will affect the work.
        iii. It is the intent and plan of LBS to have all materials from each vendor delivered in rapid sequence and largely at the same time.

iv. If owner's equipment is installed prior to or during construction and this installation affects the production efficiency of the LBS crew or its subcontractors, Owner/GC will be responsible for additional costs of lost productivity.

c. Slab on Grade will be used as a working surface during the construction and erection of the building. It must be available when LBS begins erection.

d. GC must provide documentation that certifies the slab is ready for use and that it will sustain loads that will be placed on it during construction at least 3 days prior to LBS mobilizing equipment or crew.

3. Erection will be in compliance with PEMB Standard Erection Guidelines. Any change requested by owner, architect or GC that varies from PEMB Supplier specifications may impact the warranty and price. This includes trim and details.
4. Buildings are erected using the "turn of the nut" method of bolt tightening.
5. Project overview/supervision will be by a PEMB certified Builder &/or a qualified erector.
6. Erection pricing is based on a specific erection sequence. If sequence is changed due to a specific request by GC/Owner, there will be an additional charge to compensate for lost efficiency.
7. All components are PEMB Standard; Sheeting & trim items (Kynar) includes a 25-year finish warranty. Includes PEMB warranty: 3 years on materials & workmanship.
8. Steel Finish:
    a. PEMB shop priming is provided to protect steel during transit and erection only. It is not intended or designed to be a final building finish. Drips and other imperfections may be encountered and are normal and acceptable. Surface preparation and final painting is not included in this proposal. If requested, LBS will perform this work on a T&M basis.
9. Owner/GC will be required to meet stated deadlines on returning marked and noted approval drawings. Failure to meet these deadlines will result in a production delay of the building which may result in a construction delay. Failure to meet these deadlines and provide acceptably marked approval drawings and the resulting delay will be the responsibility of the owner/GC.
10. If Owner/GC changes approval drawings and this change results in a price increase from PEMB Supplier, then Owner/GC is responsible for additional costs. LBS is not responsible for any increase in price due to any other party's changes or modifications.
11. Timing of project (building delivery and erection schedule) may change from what is quoted in this proposal if there are delays in award of project, changes in design, or a delay in approval to proceed with the scope as quoted. In those events, any delivery quoted in this proposal may experience a significant change. Any delay not caused by LBS will cause pricing to change if this forces LBS to alter material deliveries, crew schedules, or change in subcontractors.

12. GC agrees to provide LBS with formal notification (Certification of Approval to begin Steel Erection) before LBS will move to the site and begin work.
13. Mobilization, Site Issues, Product Storage & Logistics:
    a. Proposal is based on a single mobilization. If LBS must return to the job site for any reason that is outside of LBS control than GC agrees to pay a minimum mobilization fee of $5,000 per trip. Final fee depends on project size, location, and amount of equipment and manpower on site.
    b. Mobilizations do not include any warranty, punch list items which will be covered by LBS.
    c. Customer/Owner/GC agrees to pay any storage charges that would be incurred due to project delays caused by items outside the control of LBS.
14. LBS is not responsible for the coordination or cost of bolt inspections. These are the responsibility of the Owner/Prime Contractor.
15. Any penetrations will be billed at Time & Materials rate.
16. This proposal includes NO WELDING OF ANY KIND. Any welding will be performed on a time and materials basis and will be approved by the owner in advance in writing.

***LBS Construction Exclusions & Conditions:***

Exclusions on Construction Items, the Building and related items: Unless specifically included in the proposal the following are excluded:

1. Construction Items related to PEMB: The following are excluded
    a. Anchor bolts: Provision of and placement of including verification of location.
    b. Grouting of base plates.
    c. Roof curbs or roof penetrations, pipe penetrations, stairs, ladders, roof hatches, sky lights, wall lights.
    d. Door canopies
    e. “Boots” or “Diapers” for lift tires to prevent marking on concrete slab. These are available for an extra charge.
2. Engineered & stamped foundation design for building permit requirements and any concrete work.
3. Engineered stamped Noise Study for building permit use.
4. Mill Certificates. On a standard proposal no mill certificates will be provided. If these are requested at time of order these can be provided.
5. “Buy America” act requirements are excluded unless otherwise indicated in this proposal.
6. Weather tightness warranty unless otherwise indicated in this proposal.
7. Power washing of PEMB steel materials.
8. Field painting of any kind other than touch up.
9. Construction Fencing
10. Sano lets

11. Dumpsters
12. Site utilities & temporary facilities
13. Winter conditions, including snow removal, wind, or weather delay, etc.
14. Other Construction work and/or related items: This includes all construction items not included in PEMB scope. This exclusion applies to all scope of work items not specifically included in the proposal.
15. Exclusions for General Proposal, Project & Contractual Terms:
    a. Permits
    b. Use Tax, State, City & County Sales Tax.
    c. Liquidated damages of any type.
    d. Bonding
    e. Testing or inspection of any kind, including inspection fees (including those for bolt inspections).

***General Business, Payment, Insurance, Labor & Other Terms & Conditions:***

1. General Pricing, Payment Terms, Financial Conditions and Proposal Terms:
    a. Pricing is good for number of days indicated in number two of Notes section above and is based on materials pricing as of ***the date of the proposal.*** Any market change in prices for materials or supplies beyond this time frame will be passed on as an increase to proposal cost.
    b. If customer delays start date beyond the original schedule, LBS reserves the right to reprice the scope of work prior to beginning construction based on any schedule delays.
    c. Pricing is based on award of entire scope of proposal.
    d. Payment of all invoices is due in 30 days from billing date.
    e. Costs or charges for using any payment system that is mandated by the contractor will be added to the proposal & contract amount. LBS is not responsible for any ongoing or application costs for any payment management system whether electronic or manual.
    f. Owner/GC agrees to pay a finance charge of 0.75% per month (9.0% per year) for any delays in payment not caused by LBS.
    g. Upon award this proposal shall become part of the contract. Acceptance of proposal must be made in writing by authorized company representative.
2. Provisions for Labor & Hours, Training, Terms, etc.:
    a. Labor proposal is calculated based on a work week of 45 hours. (5 days @ 9 hours per day). No weekend or overtime above that is included.
    b. LBS reserves the right to work on weekends to meet or exceed schedule requirements. Owner/GC agrees to make the job site available for work activities during this time at no charge to LBS.

c. All field change orders will be $100.00/per man/per hour plus materials. Authorization to proceed and agreement to pay for changes must be signed in the field and provided to LBS in writing before any work will be started.
d. Proposal is based on standard wage rates and does ***not*** include Davis-Bacon wages or certified payroll reporting.
e. Proposal excludes specialized training (safety, operational, etc.) that may be required for the specific job site. Any training of this type will result in additional charges.
f. Priced based on working during daylight hours.

3. Insurance: Standard insurance coverage included (details can be provided).
    a. Incremental insurance requirements will be provided for an additional fee.
    b. LBS does NOT carry or provide Professional Liability insurance.
    c. LBS does NOT carry or provide Builders Risk Insurance (BRI). By accepting this proposal, the accepting party agrees to provide BRI. The policy must list LBS as an additional insured for labor, material & soft costs.
    d. LBS insurance policy has limitations and exclusions as detailed in insurance certificate. Owner/GC accepts these limitations and exclusions of insurance policy as written by LBS insurance company.
    e. This proposal specifically excludes any type of OCIP credit or deduction.
    f. This proposal limits any damages or claims (including indemnity claims) made by owner or GC to 5% of contract value. This limit does not apply to Insurance limits/coverage. Insurance limits & coverage are defined in the insurance certificate and policy.
    g. LBS is not responsible for damages due to the acts of God (wind, hail, flooding, etc.) or theft and vandalism.
4. Retainage:
    a. Retainage will be 5%.
    b. Due to the involvement of LBS in the early stages of the process, any retainage withheld from LBS invoices will be paid no later than 60 days after the completion of all work contained in the project scope including any open punch lists.
    c. Any unpaid balance (including retainage) that is outstanding after this 60-day window will accrue interest at the rate of 0.75% per month (9.0% per year) or portion thereof.

**From:** Merlina Montalvo <mmontalvo@lefeverbuilding.com>
**Sent:** Friday, May 22, 2026 4:14 PM
**To:** Juliana Ordonez <jordonez@pcl.com>
**Subject:** RE: Manatee County PEMB Canopy

Hello,
Attached is our revised proposal.
Nothing in addendum 1 affected our scope. There were material cost increases in the market at the beginning of the year and again about a month ago.
Also, this proposal included prevailing wages, same rates provided for the last round.

Let me know if you have any questions.
Thank you,


Merlina Montalvo
Estimating Manager
Cell 720-460-8013

**From:** Juliana Ordonez <jordonez@pcl.com>
**Sent:** Thursday, May 21, 2026 11:56 AM
**To:** Merlina Montalvo <mmontalvo@lefeverbuilding.com>
**Subject:** Fw: Manatee County PEMB Canopy

Good afternoon,
This is a follow-up email. Would you be able to provide an updated quote by tomorrow?

Thank you,


**Juliana Ordonez**
**Estimator**

**PCL Civil Constructors, Inc.**
1 N Dale Mabry Highway, Suite 1350
Tampa, FL 33609
(813) 553-7272
jordonez@pcl.com

www.pcl.com
**TOGETHER WE BUILD SUCCESS**

NUCOR® REBAR FABRICATION

| Project: | Date: |
|---|---|
| PJ132412A - M | 5/20/2026 |
| **Escalation Date:** | **Quote Valid Thru:** |
| 3/31/2027 | 5/27/2026 |

**Nucor Rebar Fabrication South LLC**
Frostproof - 863.608.5228
22 Nucor Drive
Frostproof, FL 33843

Attn: **Christian Schultz**
Company: PCL
Project Name: MANATEE COUNTY SERWRF
City, State: Bradenton, FL

## Supply Only Proposal

Nucor Rebar Fabrication South LLC (herein called the Seller) proposes to furnish the following materials including placing drawings, per mutually agreed upon schedule, in accordance with the CRSI Manual of Standard Practice (latest edition), subject to the terms and conditions of sale set forth below and any attachments hereto.

| Bid Item | Description | Pricing Method | Amount |
|---|---|---|---|
| 001 | Base Bid | Lump Sum | $1,569,967.00 |

**(Price Excludes All Applicable Taxes)**

**Pricing is based on shipments starting Jul 2026, and ending Jul 2027. Any dates to the contrary will be subject to a change in pricing.**

**Bid Item 001 - Base Bid - Includes the following:**

- Includes ASTM A615 Grade 60 Black Domestically Produced Reinforcing Steel F.O.B. jobsite.
- Includes Bar Supports per CRSI Manual of Standard Practice.
- Includes 387 SETS Lenton Formsaver Couplers.

**FORMSAVERS FOR FUTURE CONSTRUCTION -- DETAIL 0315-253**

**BASE MAT**
#10 FEMALE STRAIGHT X 6"-5" WITH COUPLER & FLANGE = 283 PCS
#10 FEMALE STRAIGHT X 8'-4" WITH COUPLER & FLANGE = 283 PCS

**WALLS**
#8 FEMALE STARIGHT X 4'-1" WITH COUPLER & FLANGE = 208 PCS- 20,231 LBS INCLUDED IN THE ESTIMATE WEIGHT

## Assumptions:

**NUCOR ASSUMPTION ADD:**

EXTEND AGS BASIN VERTICALS DOWN TO THE FDN MAT @ 4'-0" ON CENTER: **(ADD 2.81 TONS )**

DETAIL 0330-005 "WHERE THE DOWEL LENGTH INDICTAED ON THE DRAWINGS IS GREATER THAN REQUIRED LAP, WALL VERTICAL RENFORCING MAY BE EXTENDED DOWN TO THE TOP OF SLAB.

GC & THE IRONWOKERS WILL WANT THIS FOR SAFETY REASONS TO HOLD THE WALL MAT UP. ALL VERTICALS ARE #8@6" ON CENTER.

## Typical Exclusions:

Mesh or mesh supports, weldable reinforcing, dowel bar substitutes or formsavers, precast or prestressed items, smooth bars, Diamond dowels, spirals, MMFX, stainless steel, site work, miscellaneous site structures, eletrical duct banks or composite reinforcing UNO, detailing under supervision of a registered engineer, unloading and hoisting material, supports for bottom bars in foundations and S.O.G., caisson / piling reinforcing, construction joint dowels, additional reinforcing at any openings not shown on structural drawings, masonry reinforcing except dowels poured in concrete, BIM and 3D detailing, any items not shown and specifically called out on the design drawings. Any Standees under 12"s will be considered an accessory
shown and specifically called out on the design drawings.

## Job Specific Exclusions:

EXCLUDE ELECTRICAL DUCTBANKS -- DWG E00.044 (TYPICAL)
EXCLUDE GALVANIZED #4 BARS -- DWG S00.503 DETAIL 0315-201 (NONE INDICATED)

## Drawings:

**STRUCTURAL**
S00.001,002,501,502,503,504,505,506,507,508,509,510,511,512,513,514, S33.301,501,502, S34.201, S35.201,202,203,204,205,206,207,208,209,210,301, 302,501,502, S36.201,202,301, S90.201, S94.201,202,203- DATED JULY 2025 **ISSUED FOR CONSTRUCTION**

**Addenda**:ADDENDUM NO.1

**Specs:** SPEC SECTION 03300 CAST-IN-PLACE CONCRETE

## Pricing:

Payment Terms: Net 30 Days, subject to on-going review/approval.

For lump sum proposals, the above values given are an approximation based on plans and specifications as provided, and are not to be used to calculate a unit price.

NUCOR®
REBAR FABRICATION

| Project: | Date: |
|---|---|
| PJ132412A - M | 5/20/2026 |
| **Escalation Date:** | **Quote Valid Thru:** |
| 3/31/2027 | 5/27/2026 |

**Nucor Rebar Fabrication South LLC**
Frostproof - 863.608.5228
22 Nucor Drive
Frostproof, FL 33843

Attn: **Christian Schultz**
Company: PCL
Project Name: MANATEE COUNTY SERWRF
City, State: Bradenton, FL

Change order pricing will be at the current market price plus freight and, $100.00 per hour for additional detailing and / or estimating.

For unit price proposals, any weights shown are for information only and are not to be used for a lump sum price.
Redetailing / Estimating for change orders at $100.00 / hour plus applicable tax.

## Escalation:

Rebar prices are firm for material delivered by March 31, 2027. Beginning April 01, 2027 add $40.00 per ton for every three months for material delivered thereafter.

The price adjustment provided in this contract is independent of and provision in any State or Federal DOT program for steel escalation.
This proposal and any contract formed as a result of this proposal is not subject to any upward or downward price adjustment provided for by any State or Federal DOT provision for steel escalation unless otherwise stated herein.

## Freight:

A charge of $650.00 per load will apply after the first (75) loads.
Quote is based on full truck load quantities (36,000 lbs). All deliveries that fall short are subject to an additional freight charge.
Any deliveries requested outside delivery times (Monday-Friday 6am - 3pm), excluding holidays are subject to an additional charge.
All returned/cancelled deliveries are subject to a re-delivery fee to be determined at the time of re-shipment.
Trailers will not be dropped at jobsite unless agreed upon at time of sale.
Nucor Rebar Fabrication reserves the right to add a fuel surcharge during the length of the contract due to rises in fuel costs.
Deliveries: 2 hours waiting time with buyer to unload, additional detention time @ $200.00 per hour.
Trailers will not be dropped at jobsite unless previously agreed to by buyer and seller prior to entering into a contract.

## Conditions:

Prices are offered for acceptance within 7 days of the date noted above, after which this proposal is null and void.
Change Orders between buyer and seller will be resolved within 45 days, otherwise accepted as written.

NUCOR® REBAR FABRICATION

| Project: | Date: |
|---|---|
| PJ132412A - M | 5/20/2026 |
| **Escalation Date:** | **Quote Valid Thru:** |
| 3/31/2027 | 5/27/2026 |

**Nucor Rebar Fabrication South LLC**
Frostproof - 863.608.5228
22 Nucor Drive
Frostproof, FL 33843

Attn: **Christian Schultz**
Company: PCL
Project Name: MANATEE COUNTY SERWRF
City, State: Bradenton, FL

## TERMS AND CONDITIONS OF SALE

**Terms of Sale:** Payment Terms – Subject to on-going credit approval: Net 30 days from date of invoice. Interest will be charged on all past due balances per the maximum rate allowed by law. Legal fees and costs will be paid as awarded to the prevailing party in the event of a legal dispute. Seller reserves the right to stop Work or demand security as required. Buyer agrees to pay Seller in accordance with the escalation policy as specifically identified in this proposal. "Work" is hereby defined as the performance of all work as listed above and included in any accepted Agreement, plus any changes, acceleration/out of sequence work, damages, escalation and costs incurred for the cause or benefit of Buyer or others.

**Acceptance:** Prices of individual bid items are subject to renegotiation if Buyer elects not to accept this complete proposal as presented. If Seller is requested to proceed with the work prior to the execution of a mutually agreed Contract, or if the work is completed prior thereto, the Terms and Conditions herein shall govern pending said Agreement. No assignment of this proposal shall be made without our prior written consent. We reserve the right to sublet portions of our Work.

**Schedule:** Seller's price is based upon detailing, fabrication, and placing on a normal 5-day, Monday to Friday, 40 hour work week, daylight hours unless explicitly noted on the face hereof. Performance will be based on bid documents as provided for tender and industry standards/CRSI. Schedule and schedule changes to be mutually agreed. Buyer to provide Seller (48) hours' notice of cancellation or modifications to schedule deliveries, Buyer agrees to provide adequate notice for workmen required at the jobsite and sufficient work for at least one full shift. Detailing submittals will be sequenced in a manner appropriate to the construction schedule.

**Back Charges/Shipping Discrepancies:** No charges for labor or materials furnished by the Buyer shall be allowed as a credit unless authorized in writing by Seller within ten (10) days of said occurrence. After a twenty four (24) hour period, all loads will be assumed to be verified.

**Safety:** Buyer will provide at no cost to Seller, general jobsite conditions conforming to OSHA standards and local governing authorities, including, but not limited to, adequate protection to ensure the safety of those working above reinforced steel as required, furnishing and installation of rebar safety caps or other OSHA compliant impalement hazard protection as required; Detection of/protection from underground and other utilities; Safe access, signage and other required warnings, flagging, barriers/barricades, general site and task lighting as required; Shoring, fall-protection anchorage points, walkways, approved scaffolding and staging in place as required, trenches, rails, snow and ice removal, all weather truck access; safe access to points of storage and work, etc. all as required.

**Insurance:** General Liability insurance will be provided solely for work performed by Seller and/or its engaged parties. Seller is not providing insurance for any liabilities that exceed Seller's responsibilities and/or liabilities. Additional insured Endorsements may limit liabilities to those assumed under the Agreement and exclude Professional Liabilities. XCU, subsidence, Professional Liability, Aircraft, Pollution Liability and mold coverage are excluded as not applicable to this trade. A broad coverage manuscript policy is provided in lieu of ISO descriptions and forms. Additional coverage or alternate requirements not set forth herein are subject to mutually agreement, availability, and any additional costs. Self-insured limits must be accepted as provided and any related security substitution requirements waived. Seller excludes Builders Risk Insurance and return receipt-requested notices for all certificates of insurance. Compliance requirements for any hired sub-contractors are subject to availability.

**Project/Owner Information:** Contractor agrees to provide Seller with any pertinent Project/Owner information, as reasonably requested.

## CONDITIONS OF SALES EXCLUDED

**"Pay if paid" or "Pay when paid"** conditions precedent for all properly completed work, including base scope of work, changes, acceleration/out of sequence work, damages, escalation and costs incurred for the cause or benefit of Buyer or others("Work"); Retention exceeding the rate withheld by Owner; Retention on F.O.B. items.
**Indemnification**, claim, and defense liabilities, responsibilities or damages exceeding any proportionate extent of cause by Seller's active negligence or willful misconduct.
**Minority**, DBE, DVBE, SBE, WBE and other special hiring status content, affiliation, or contribution to such requirements.
**Risk, liabilities** and responsibilities arising from existing conditions and preceding work exceeding visual inspection, including, but not limited to, field measurements, surveying, layout, forming and materials supplied by others; Costs arising from differing conditions and/or requirements from plans or drawings or bar lists provided for performance.

**Design engineering** and related Professional Liabilities and responsibilities; Costs and damages due to varying conditions and requirements.
**Waiving any rights** of dispute or redress; Costs/risks of claims against Owner for undisputed portions of our Work.
**Forms and information** requirements not mutually agreed; Unconditional forms of release in advance of receipt of funds; Releases that fail to exclude pending changes, unpaid balances, and retention as applicable; Releases for claims unrelated to payment for work performed; Non-conforming forms of waivers and releases within States that provide Statutory release language.

**Reports, waivers**, and other forms and contractual obligations related to bulk suppliers to our inventory stock who do not have lien rights.
**Warranties** exceeding Seller's scope of responsibilities or one (1) year; Guaranties of work performed by others; any forms of warranties, express or implied, of merchantability or fitness for purposes intended.

**Risks and responsibilities** for equipment and/or employees of Buyer or others providing services, or manning equipment used in connection with, but not within, Seller's scope of Work.

**Liquidated and delay damages** exceeding actual damages incurred, our scope of responsibility and/or our proportionate extent of cause, and for Force Majeure; Property damage, remedial work and/or replacement of Work and the work of others to the extent made necessary by others or Force Majeure.
**Increased labor and material** costs and/or damage in the event of project suspension or delay.
**General Liability** credits for any wrap-up insurance programs.
**Prime contract terms**, conditions, and scope in addition to, and/or in conflict with, a mutually agreed contract and Seller's scope of work and responsibilities as described herein.

Reports, submittals and data requirements not applicable to our trade, reasonably required or mutually agreed; Release of proprietary or other confidential information and records as governed by the U.S. Security and Exchange Commission rules for a publicly traded company.
**Any portion of fines or penalties** exceeding the extent of cause by Seller; Any increased, surcharged or escalated portion of fines incurred by Buyer.

ANY ATTACHMENTS HERETO, CONTAIN IMPORTANT TERMS AND CONDITIONS THAT ARE PART OF THE PROPOSAL AND OF ANY CONTRACT RESULTING THEREFROM. PLEASE READ ANY ATTACHMENTS HERETO.

The above Proposal is accepted
Customer: Christian Schultz
Company: PCL

BY: Nucor Rebar Fabrication South LLC
Salesperson: Mike Xeroteres
Email: Mike.Xeroteres@nucor.com
Cell: 863.608.5228

Signature _____ Signature _____

Print Name _____ Print Name _____

Date _____ Date _____

**ATLANTIC CONCRETE WASHOUT, INC. CUSTOMER PROFILE & pricing agreement,**
**wayneh@acwncw.com 352-345-9502,, wayne hutchins**

**Atlantic concrete washout southern.. 16877 E Colonial dr suite 410 Orlando fl**

## JOBSITE INFORMATION-☐Roadway ☐Residential ☐Commercial

| Job site name | JOB #:<br>PO #: | TODAY'S DATE |
|---|---|---|

| JOBSITE STREET ADDRESS | CITY | STATE | ZIP |
|---|---|---|---|

| JOBSITE CONTACT NAME/PHONE | JOBSITE CONTACT EMAIL |
|---|---|

## CUSTOMER INFORMATION

| LEGAL COMPANY NAME | | | |
|---|---|---|---|
| STREET ADDRESS | CITY | STATE | ZIP |
| **BILLING ADDRESS (IF DIFFERENT)** | CITY | STATE | ZIP |

| MAIN PHONE NUMBER | MAIN FAX NUMBER | FED TAX ID# |
|---|---|---|
| NAME OF PRIMARY BILLING CONTACT | BILLING EMAIL | BILLING CONTACT'S PHONE NUMBER |

ADDITIONAL BILLING EMAILS

## *Payment Information-Please see attached*

## PRICING INFORMATION

| **CONCRETE WASHOUT SERVICE** ☒ | **WASHOUT SERVICE** ☐ | **ADDITIONAL SERVICES/CHARGES** |
|---|---|---|
| BIN DROP or SWAP or PICKUP: (PER BIN PER SERVICE)<br>**$395.00** | | To avoid incurring a dead run or trash fee please make sure that the container is free of trash and other unauthorized materials and the path to the container is clear.<br><br>IF THERE IS TRASH IN YOUR CONTAINER AT THE TIME OF PICKUP YOU WILL BE CHARGED WITHOUT EXCEPTION. |
| BIN PUMPOUT – WATER<br>**395.00,,**<br>Free if on site | BIN PUMPOUT – SLURRY<br>:<br>*Slurry is any liquid material placed into washout container other than normal water. | TRASH OR OTHER UNAUTHORIZED MATERIALS IN CONTAINER:<br>**$395.00** |
| BIN RELOCATE: **395.00 NC if on site** | | DEAD RUN:<br>**$395.00** |
| BIN USAGE FEE: **$95.00** | | SAME DAY/NIGHTS/WEEKENDS/SOLID/OVERSIZED/OVERLOAD:<br>**$350.00** |
| BIN USAGE FEE PERIOD**: MONTHLY** | | ENVIRONMENTAL SERVICE FEE: **$25.00**per bin/service |
| MILES TO JOB SITE FROM NCW YARD:<br>**50m** | | **OVERLOADED/OVERSIZED/SOLID** |
| FUEL SURCHARGE: **14%** | | **CONTAINER OVERLOADED MORE THAN 1" OVER THE TOP EDGE OR EXCEEDS 30" IN ITS LARGEST DIMENSION**<br>**$350.00** |
| ADDITIONAL INSTRUCTIONS:<br>Stand By Time: Every 15 minutes our driver has to wait to perform service we will charge you **$50.00** | | **10 wheel roll off trucks are equipped to vacuum out 4" of standing water which is equivalent to 300 gallons. If there is more than 4" of standing water, a separate vacuum truck will need to be dispatched and an additional charge will be invoiced.** |

## GREEN BUILDING/LEED INFORMATION (ONLY REQUIRED FOR GREEN CERTIFIED DOCUMENTATION)

**IS THIS PROJECT A GREEN BUILDING/LEED PROJECT? YES ☐ (Please complete the info below) NO ☐**

**WEIGHT TICKET REQUIRED? YES___ (if yes, each weight ticket will be an additional $50.00) NO___**

| LEED AP OR AUTHORIZED REP | E-MAIL ADDRESS |
|---|---|
| PHONE NUMBER | FAX NUMBER |

## AUTHORIZED SIGNATURES

Conditions: **PLEASE READ ENTIRE AGREEMENT CAREFULLY Payment terms are Net 30 day upon credit approval. Balances carried past the due date or over established credit line will cause your account to be placed on hold and no service will be performed until account is brought up to date. The customer hereby agrees to pay all collection and legal fees if such action be necessary, as well as any Non-sufficient fund charges as allowed by law in the event of a returned check. By signing below I affirm that I have read these conditions and hereby agree to them.**

| ATLANTIC/NATIONAL CONCRETE WASHOUT SALESPERSON (PLEASE PRINT) | ATLANTIC/NATIONAL CONCRETE WASHOUT SALESPERSON (SIGNATURE) | DATE |
|---|---|---|
| Wayne Hutchins | KWH | |
| AUTHORIZED CUSTOMER (PLEASE PRINT) | AUTHORIZED SIGNATURE (SIGNATURE) | DATE |
| | | |

w

ATLANTIC CONCRETE WASHOUT, INC. NATIONAL CONCRETE WASHOUT

# NEW PAYMENT OPTIONS

4 payment options are available for your invoices for our company.

1. Make payment online when any invoice is sent to your email, by options given.

2. Pay by ACH using our bank account-Please email Donnag@acwncw.com for bank information, remittance information must be emailed to same email to apply payment correctly.

3. Set up E-check option which is a payment that will be withdrawn directly from your bank account, at your time frame, determined by an email by you, once you have reviewed your invoices. E-mail Donnag@acwncw.com for a one-time set up to keep your information secure.

4. Pay by check and mail to address on invoice.

All payments are Net 30-day terms.

# US AMERICAN CONCRETE

7000 NW 53 TERRACE
MIAMI, FL 33166
PHONE: (786)255-8624
WEBSITE: usamericanconcrete.com
EMAIL: pump@usamericanconcrete.com

# SERVICE PROPOSAL

Customer: PCL WIG
Attention: CHRISTIAN SCHULTZ
Address: 1 N. DALE MABRY
City: TAMPA State: FL Zip-Code: 33609
Phone: 813-493-7727 Email: ceschultz@pcl.com b.naramore@pcl.com

Date: 10-28-25 Quote Valid: 10-28-25
Jobsite Name: SEWRF CAPACITY IMPROVEMENTS PHASE B
Jobsite Address: 3331 LENA RD.
City: BRADENTON State: FL Zip-Code: 34211

| PUMP | $/HOUR | $/YARD | PUMP | $/HOUR | $/YARD |
|---|---|---|---|---|---|
| 2" Trailer Pump | $119.00/Hour | $3.99/Yard | | | |
| 3" Trailer Pump | $144.00/Hour | $4.25/Yard | 47 Meter (150') | $179.00/Hour | $2.99/Yard |
| 3"-5" HP Pump | $179.00/Hour | $4.29/Yard | 52 Meter (170') | $229.00/Hour | $3.29/Yard |
| 28-32 Meter (95'-105') | $129.00/Hour | $2.49/Yard | 58 Meter (190') | $269.00/Hour | $3.99/Yard |
| 34 Meter (115') | $135.00/Hour | $.2.59/Yard | 61 Meter (200') | $299.00/Hour | $4.29/Yard |
| 36 Meter (120') | $139.00/Hour | $2.69/Yard | 65 Meter (220') | $395.00/Hour | $6.00/Yard |
| 40 Meter (135') | $149.00/Hour | $2.89/Yard | 70 Meter (230') | $450.00/Hour | $6.50/Yard |
| | | | 75 Meter (245') | $500.00/Hour | $7.00/Yard |

**Notes:**

**PLACING BOOMS, REMARKS, DESCRIPTIONS, DIRECTIONS, MISCELLANEOUS**

1) 200' standard system with 2", All 3"-5" system billed at $3.00 per linear foot. (Additional labor required) 2"over 200' will be billed at $3.00 per linear foot
2) Primer Pack at $25.00 required for all pumps.
3) Helper priced at $75.00/Hour per man.
4) There will be an additional 12% Fuel Surcharge on the total invoice of all concrete pumps.
5) There is a 4-hour minimum, and 1-hour travel for all concrete pumps.
6) There is a $5,000.00 minimum charge for all 70-meter and 75-meter orders.
7) There will be an additional 20% charge on the total invoice of all concrete pumps for certified payroll jobs, CCIP and OCIP.
8) US American Concrete finishing square footage prices are based on 8-hour days per man. Overtime beyond 8 hours will be charged at the straight hourly overtime rate.
9) US American Concrete to finish one standard stair in square foot finishing pricing. All additional stairs and stairs not poured with slab to be billed separately, by the man.

**Payment Terms: Paid Upon receipt of Invoice.**

**This proposal includes the following conditions:**

a) Accepting a copy of this proposal without signing it and placing a future order constitutes acknowledgement and acceptance of all terms and pricing on the latest quotation.
b) Customer will designate an area for prime-out and clean-up of pumps. US American Concrete will not be responsible for clean-up as a result of failure to have such area designated or from concrete mixer driver overfilling pump hopper.
c) Customer is solely responsible for protecting/cleaning the jobsite surroundings in case of concrete splatter, over spray, and/or blown concrete hoses, etc. US American Concrete is not responsible for protecting/cleaning finished walls, decks, slabs below the ones being finished or any other exposed surfaces.
d) Protection of finished deck and stairs is the responsibility of the contractor.
e) Customer is solely responsible for ordering, bumping, halting delivery on the concrete to the job as well as late arrival of concrete, un-pumpable mix designs, and assumes all responsibility for addition of water while on the jobsite and respective concrete strength designs.
f) Contractor to provide protection on metal railings when pouring stairs.
g) Beams and upturn beam greater than 2' are considered vertical pours. Vibration in these areas is the responsibility of the contractor.
h) Rebar/electric chair or conduit spacing must be greater than 2" for proper vibration and penetration of aggregate.
i) Contractor to provide 2' walkway around perimeter of all working decks for proper edge/ depression finishes for access and safety.
j) Contractor to supply light for all early/late pours.
k) All Saturday, Sunday, or Holiday pours will be charged an additional $99.00 per hr.
l) Contractor to provide adequate access for the pump truck to the nearest point of placement. US American Concrete will not be responsible for damage to the property line inside the curb line.
m) All tows and parking to paid by customer due to improper jobsite pump access or terrain.
n) 2-hour notice of cancellation required for all orders. If timely notice is not given, 4-hour minimum will be charged, regardless of reason.
o) Contractors to have his authorized representative on deck throughout the pour. Contractor will also provide a man to back up the mixer truck to the hopper when necessary. Contractor to supply water, water hose, and a man on deck to wet deck ahead of pour.
p) The company is not responsible for weather damaged slab or damage to the slabs caused by others. US American Concrete will do its utmost to correct such problems. However, contractor agrees to pay prevailing hourly rate per man and supply all necessary approved materials or reimburse US American Concrete.
q) Contractor agrees that US American Concrete reserves the right to perform its own repair work and further agrees to give US American Concrete 72 hour notice to properly inspect and commence any repair. Any back charges for repairs performed by others will not be accepted unless prior written and time the notice is given. In any event, contractor agrees that back charges are not to exceed US American Concrete's finishing bill for that day.
r) US American Concrete is not responsible for layout field measurements supplied by others. Contractor's representative will schedule billing square footage 24 hours prior to the pour. However, if actual square footage is greater, contractor will be billed the difference and quality of work will not be guaranteed.
s) Contractor to provide hoisting of all equipment to and from all deck decks.
t) Contractor to provide fall protection and guard rails on all elevated pours. Contractor assumes all fines from failure to provide such.
u) The contractor agrees to follow all OSHA regulations pertaining to providing a safe work environment. Contractor agrees to pay all municipal and OSHA fines that may be incurred by US American Concrete as a result from the failure of contractor to provide this safe work environment.

# SERVICE PROPOSAL


**US AMERICAN CONCRETE**
7000 NW 53 TERRACE
MIAMI, FL 33166
PHONE: (786)255-8624
WEBSITE: usamericanconcrete.com
EMAIL: pump@usamericanconcrete.com


| **This quotation supersedes all prior agreements or understandings written or oral. The contractor whose name appears above accepts receipt of these prices and acknowledges acceptance of the conditions above. Accepting a copy of this proposal without signing it and placing a future order constitutes acknowledgement and acceptance of all terms and pricing on this quotation.** | |
|---|---|
| Contractor Name: | Prepared By: JOHN SMALLWOOD |
| Contractor Signature: | Prepared Date: 10-28-25 |
| Date: | |

V.01/19

QUIKRETE
What America's Made Of
CONSTRUCTION MATERIALS

Quote Number: **Q10038130-0**
Created On: 11/3/2025
Quote Expires On: 12/3/2025

**Project:** **Manatee Co. SEWRF Imp Ph B**
Project Address: ,

Estimated Start Date: 1/1/2026
Project End Date: 1/31/2027

Customer Service:
Sales Office Address: ,

**Account**: **PCL CONSTRUCTION INC**
Account Number: 18042
Contact: Bill Naramore
E-mail: wenaramore@pcl.com
Phone: 813-425-1459

## MATERIAL PRICING

| Item Code | Description | Quantity | Unit Price |
|---|---|---|---|
| **35CNX309** | **3500 PSI Regular - CMD3, add fiber CMD4**<br>*Escalator of $8.00 effective 4/1/2026 recurring every 6 months* | 250 CY | $160.00 |
| **35CNX309H** | **3500 PSI Regular w.hrwr - CMD3, add fiber CMD4**<br>*Escalator of $8.00 effective 4/1/2026 recurring every 6 months* | 1 CY | $164.00 |
| **30SNG515** | **3000 PSI Coarse Masonry Grout ASTM C476**<br>*Escalator of $8.00 effective 4/1/2026 recurring every 6 months* | 1 CY | $160.00 |
| **40SNX590** | **4000 PSI Small Rock Pump Mix - CMD1**<br>*Escalator of $8.00 effective 4/1/2026 recurring every 6 months* | 250 CY | $171.00 |
| **40SNX590H** | **4000 PSI Small Rock Pump Mix w.HRWR - CMD1**<br>*Escalator of $8.00 effective 4/1/2026 recurring every 6 months* | 1 CY | $175.00 |
| **45CNX653** | **4500 PSI Regular - CMD1 & CMD2**<br>*Escalator of $8.00 effective 4/1/2026 recurring every 6 months* | 1 CY | $173.00 |
| **45CNX653H** | **4500 PSI Regular w.hrwr - CMD1 & CMD2**<br>*Escalator of $8.00 effective 4/1/2026 recurring every 6 months* | 500 CY | $177.00 |
| **50SNX532** | **5000 PSI Small Rock pump Mix - CMD2**<br>*Escalator of $8.00 effective 4/1/2026 recurring every 6 months* | 1 CY | $177.00 |
| **50SNX532H** | **5000 PSI Small Rock Pump Mix w.hrwr - CMD2**<br>*Escalator of $8.00 effective 4/1/2026 recurring every 6 months* | 1 CY | $180.00 |
| **40GNG9** | **Pump Primer Grout**<br>*Escalator of $8.00 effective 4/1/2026 recurring every 6 months* | 1 CY | $250.00 |

## SUNDRIES AND SURCHARGES

| Item | Comments | Price | Unit |
|---|---|---|---|
| **ENVIRONMENTAL FEE PER CYD** | ENVIRONMENTAL FEE PER CYD | $1.50 | PCY |
| **FUEL FEE PER CYD** | FUEL FEE PER CY | $6.00 | PCY |
| **MIN LOAD NO CHARGE** | | $0.00 | CY |
| **MIN LOAD NO CHARGE** | | $0.00 | CY |
| **Additional Products & Services** | | | |
| **FIBER 1.5 LBS PER YARD** | | $10.50 | PCY |
| **PUMP PRIMER FEE** | | $250.00 | EA |
| **XYPEX C-500 NF RED WP** | | $75.00 | EA |
| **2.0 GAL ECLIPSE FLOOR 200 SRA GCP** | | $50.00 | PCY |
| **ICE LB** | | $1.25 | LBS |

| | |
|---|---|
| Quote Number: | **Q10038130-0** |
| Created On: | 11/3/2025 |
| Quote Expires On: | 12/3/2025 |

| | | | |
|---|---|---|---|
| **Concrete Testing Fee** | Concrete Testing Fee will be needed for if ASR or Shrinkage testing is required. | $1,500.00 | EA |

**Respectfully,**

**FL- Sarasota**

**Sales Rep:** # Ronald.Hurn
**Phone:**
**Email:** Ronald.Hurn@quikrete-readymix.com

**Customer Acceptance**

**Signed by:**

**Date:**

__*Taxable* __*Tax Exempt (Attach Certificate)*

Quote Number: **Q10038130-0**
Created On: 11/3/2025
Quote Expires On: 12/3/2025

## CLAUSES

In the event of material shortages from our supplier(s), to meet the demand of the project schedule, we are advising you in advance that a price adjustment may be required. You will be notified. Please make the necessary budget adjustments as we move forward with your project. Any questions related to this please contact your salesperson and we will be glad to discuss.

## Terms and Conditions

1. This quotation is void unless accepted within 30 days from the date hereof and unless continuous shipment is started within 30 days from date of order.
2. If during the life of a contract set forth by this proposal, the purchaser's financial responsibility or credit standing becomes impaired or his method of paying accounts become unsatisfactory to the seller, the seller reserves the right to require the purchaser to make payment in advance or give satisfactory security or guarantee that the invoices will be promptly paid when due and if the purchaser fails to do so, the seller reserves the right to cancel the contract.
3. The prices quoted herein will be increased to cover any municipal, county, state, or federal tax levied after the date of this quotation.
4. Ready-mix concrete is charged to the purchaser's account when loaded into the truck at the seller's plant and is not returnable for credit.
5. This quotation and the prices quoted herein shall be valid only as to concrete delivered for the performance of the original scope of work in the purchaser's contract to which this quotation pertains. As to any work added to the purchaser's contract, seller shall have the right to negotiate the price, and conditions thereof, or to cancel the contract as to such work.
6. Prices and quantities are based on the wet volume at the time of discharge from the delivery truck.
7. Prices quoted herein are for delivery between the hours of 8:00 a.m. and 6:00 p.m., Mondays through Fridays. Additional charges may be made for delivery during other than the hours noted above, or on Saturdays, Sundays and Legal Holidays. Prices for overtime or holiday deliveries will be quoted on request.
8. The purchaser agrees to give the seller reasonable notice of the time and rate of deliveries. All deliveries will be made on the best of the seller's ability and dispatch, but no claims will be allowed because of delay in delivery.
9. It is understood by purchaser that seller must purchase materials from sources which are occasionally limited, and the inability of seller to obtain such materials shall excuse seller's obligation to furnish any concrete committed hereunder which requires use of such materials.
10. The seller will not be liable for failure to make delivery when prevented by strikes, or any other labor trouble, accidents, or necessary repairs to machinery, fires, floods, or by acts of God, including but not limited to any causes beyond the seller's control.
11. The seller agrees to make delivery to the most accessible point over suitable roadways provided by the purchaser. The purchaser assumes all liability for damage to sidewalks, driveways, or other property, incurred as a result of deliveries beyond the curb line. Seller reserves the right to refuse to make delivery where such delivery may damage seller's truck.
12. An unload period of 5 minutes per cu. yd. will be allowed at the job site, based from the time the truck arrives at the job site. Trucks held in excess of the allowable unloading time may be billed to the purchaser.
13. Purchaser is allowed one piece load to complete a given pour; otherwise, charge will be made for trips of less than full loads.
14. Cement shall be Type 1L or Type I / II regular Portland cement, seller's option, unless specifically noted above. Variations from this type will be quoted on request.
15. Quikrete Construction Materials makes no warranty except that the concrete furnished will meet the strength requirements for the project as set forth in the contract documents. All other warranties whether express or implied are hereby rescinded. This express limited warranty may not be modified or expanded unless done so in writing and signed by an officer of the company, and no agent of the company has authority to modify this limited warranty by oral representation or otherwise.
16. PURCHASER'S REMEDY FOR ANY BREACH OF CONTRACT OR WARRANTY HEREUNDER SHALL BE LIMITED, at seller's option, to the furnishing and delivery of replacement concrete, or a refund of the contract price. Purchaser shall only be entitled to and seller shall only be liable for replacement or refund, as outlined above.
17. The brand of cement used will be seller's option.
18. The seller agrees to use admixtures in accordance with the manufacturer's recommendations or as amended by the architect's or engineer's specifications, but will not assume any responsibility or the effect of such admixtures on the concrete before or after delivery.
19. All concrete shall be batched, mixed and delivered in accordance with requirements of ASTM Specifications C - 94 for ready-mixed concrete. Cement and aggregates shall meet the requirements of the applicable ASTM and AASHTO standard or specifications.
20. The purchaser's use of the prices quoted hereby, or any later modifications thereto agreeable to both parties, in submitting any quotation or bid to others, shall constitute an acceptance of the offer made hereby, with all terms and conditions stated herein. To the extent any purchase order thereafter issued by purchaser is inconsistent herewith, this quotation shall govern the obligations of the parties.
21. The seller is not responsible for the slump, strength or quality of any concrete to which water or any other material had been added by the purchaser of his agent or at his request. The seller has no control over the placing or handling of concrete after unloading and will not be responsible for placement, finishing, initial and final curing, placement of joints at proper spacing, and any aesthetic concerns/issue's (such as cracks, discoloration, etc.) that may arise in the plastic and hardened state where the concrete has been used or is used.
22. Designs for ready-mixed concrete will be made to produce 27 cu. ft. yield per cu. yd. and the specified strength. The seller does not assume liability in connection with any design by other than the seller to produce 27 cu. ft. yield or specified strength.
23. Cost of testing is to the account of the purchaser.
24. Any stated or implied guarantee of concrete strength by the seller is contingent on all concrete testing work and subsequent evaluation of concrete test results being performed by the purchaser in full compliance with all provisions in the applicable ASTM, AASHTO and ACI standard or specification. No cost of any concrete testing is for the account of the seller except as may be required in referenced standards or specifications.
25. ARBITRATION AND CLASS ACTION WAIVER: In the event of any dispute, claim, question or disagreement ('Claims") arising from or relating to the transactions contemplated hereby, the parties agree to consult and negotiate with each other and attempt to reach a just and equitable solution reasonably acceptable to both parties. If the parties do not reach such a solution within a period of 60 days, then, upon written notice by either party to the other, all disputes, claims, questions or differences shall be finally settled by arbitration administered by the American Arbitration Association in accordance with the provisions of its Construction Industry Arbitration Rules. Such arbitration shall proceed solely on an individual basis without the right for any Claim to be arbitrated on a class action basis or in a purported representative capacity on behalf of others. The arbitrator's authority to resolve and make written awards is limited to Claims between the parties alone. Claims may not be joined or consolidated unless agreed to in writing by all parties. No arbitration award or decision will have any preclusive effect as to issues or claims in any dispute with anyone who is not a named party to the arbitration. Notwithstanding any other provision in these Terms and Conditions, and without waiving either party's right of appeal, if any portion of this 'Arbitration and Class Action Waiver" provision is deemed invalid or unenforceable, then the entire provision (other than this sentence) shall not apply.
26. Except to the extent required by applicable law or regulation, purchaser agrees to keep this quote and the price quoted herein confidential and shall not publish, make available or otherwise disclose this quotation or the price quoted herein to any third party except in connection with the sale or prospective sale of purchaser’s goods, materials or services.

# PROPOSAL

American Blue Star Reinforcing
17633 Gunn Hwy #170
Odessa, Fl. 33556
Phone: (813) 733-1987

Date: 11/10/2025
Contact: Doug Jordan
Cell: (813) 733-1987
djordan@absreinforcing.com

Proposal: DJ401-25FL R
Project:

Lake Manatee WTP Phase B

To: PCL Construction Inc.
Address:

Attention: Bill Naramore
Phone: 813-425-1459
Email: WENaramore@pcl.com

# SCOPE OF WORK

This Agreement is between American Blue Star Reinforcing (hereinafter called "Subcontractor") and PCL (hereinafter called "Contractor") and is subject to the terms and conditions as follows:

Furnish Labor to install reinforcing steel for the above-referenced project, all in accordance with the Structural drawings and specifications from the Following: Bid Submittal set of plans Dated APRIL 2023

The Contractor agrees, in consideration of the performance of this agreement by the Subcontractor, to pay, or to cause to be paid to the Subcontractor, sums of money computed as follows:

| | |
|---|---|
| **Unit Price Install Reinforcing.** | 555 / Ton |
| **Unit Price Install Reinforcing Pipe Encasement** | 1200 / Ton |
| **Unit Price Supply Reinforcing** | 1338 / Ton |

*Taxes not Included*

*Prices are based on shipments starting April 1 2026, Prcies maybe subject to increase thereafter.Any increases will be based on and equal to the amount of the mill increases.*

Unless agreed otherwise, it is understood that the work will be performed during a **40** hour work week (i.e., Monday through Friday - 8 hour day). If additional time or premium time or an acceleration is required to complete the work, through no fault of Blue Star, Than contractor is responsible to pay all premium at an additional rate of **$75** per hour

Proposal is only valid for 15 days from the date of the proposal. After this date the proposal will be subject to reconfirmation by the seller and repricing based on market conditions.
If ABSR recieves LOI from PCL than ABSR reserves the right to review all aspects of project scope, schedule, constructability, ect. with PCL before official acceptance of such LOI.
*ABSR = American Blue Star Reinforcing*

**ABSR Condsiderations:**

1) Project wage rates are not based on Local Davis Bacon
   If it is determined that a prevailing wage is other than above mentioned, than ABSR reserve the right to be compensated for the diffrence of the prevailing & bid wage if needed.
2) No badging or permit fees.
3) ABSR to be given access to Suppliers shipping and release log as well as submittals status.
4) ABSR to be paid its monthly progress billing in full 30 days from Invoice date
5) ABSR to be paid its final contract and retention (If Held) in full after 30 days upon the final Invoice date.
6) Retention to be 5%
7) Pour breaks and sequence to be mutualy agreed upon.

**Specific Exclusions**

1) Augercast Piles
2) Site Walls or Site work
3) Generator Pads
4) Crane Pad and Tie Backs
5) Sidewalk and electrical duct Encasements
6) Drainage Structures
7) PARKING
9) Male Formsavers

All other Exclusions see on page 5.

1 hour unloading time allowed per delivery, additional time will be charged at $150 per hour for each hour or portion thereof.

Rebar & PT Contract/Estimated quantities to be forwarded to Subcontractor before mobilization.
ABSR to be paid its contract in full every 30 days upon the final inspection and approval.
Contractor will provide grades, lines, and rigid templates.

# CONDITIONS OF AGREEMENT

1. Contractor agrees to give Subcontractor 24-hours notice for workmen at job site and schedule work for a full day.

2 Contractor agrees that all forms and templates will be in place before installation, except those forms or other materials that will hinder the installation.

3 Contractor agrees to establish all levels and datum lines, elevations, openings, and dowel outs.

4 Contractor will provide clear access roads and ramps for unloading of trailer/truck deliveries to within 50 feet of point of installation, and reasonable storage areas.

5 Contractor will provide grades, lines, and rigid templates.

6 Contractor will provide sanitary facilities.

7 Contractor will provide reasonable working areas, with proper scaffolding in place, where applicable.

8 Hoisting: the general contractor shall provide, at no cost to the Subcontractor, properly manned hoisting facilities for the hoisting or lowering of men, materials and equipment, including but not limited to, that hoisting or lowering required for unloading, distribution, and placement of pre-assembled units.

9 Contractor agrees to provide copies of all contract documents in quantities as reasonably requested by the Subcontractor at no cost to the Subcontractor.

10 Contractor agrees to provide copies of all shop drawings, bar lists, and receiving tickets for all materials necessary in the pursuit of this Subcontract in quantities as requested by the Subcontractor at no cost to the Subcontractor. Contractor shall allow Subcontractor rights to work with steel supplier directly, and agrees to do so by acceptance of this Proposal.

11 Working schedules to be made by mutual agreement of the Contractor and Subcontractor to conform to Contractor's master schedule. In event duration times are provided by Subcontractor, it is agreed that time starts only when work areas are provided ready to receive installation in all respects, in accordance with OSHA and State safety regulations.

12 Reinforcing steel will be bundled and tagged for each pour. Any and all revisions to be described, in writing by the Architect/Engineer.

## ***EXCLUDED BY SUBCONTRACTOR AND FURNISHED BY GENERAL CONTRACTOR***

1. Cost of inspection, testing, permits and/or fees.
2. Cost of performance and/or other bonds, all penalties, or liquidated damages.
3. Inserts, sleeves, smooth dowels, or threaded reinforcing steel or rods.
4. Cleaning, cutting, straightening or rework of existing reinforcing steel.
5. cutting, drilling, grouting, dry-packing, epoxying of reinforcing steel.
6. Burning of structural steel to pass reinforcing steel.
7. Liability against loss of reinfrocing steel due to strikes, accidents, water, flood or other acts of God, and the repair or replacement of same.
8. Protection, painting, greasing or wrapping of reinforcing steel or smooth dowels.
9. Fabricated reinforcing steel, or other permanent materials.
10. OSHA requirements for exposed reinforcing steel ends.
11. All welding and mesh wrapping.
12. Field bending of any reinforcing steel.
13. Blocking, chairing and/or pulling of wire mesh.
14. Hoisting or lowering of men and materials, including pre-fabricated units.
15. Support steel and concrete accessories for reinforing steel.
16. support steel and accessories for post-tensioning manterials.
17. Any applicable sales or use taxes.
18. All splicing devices.
19. Firm, level, sub-grade at elevation shown on drawings.
20. All dead men and cables for guying if required.
21. Separate pour watchman, or safety, quality, or traffic control personnel or the added cost of composite crew clean-up peronnel.
22. Disposal or removal of trash, debris, etc.
23. Installation of masonry steel above dowels.
24. Moving or double-handling reinforcing steel from lay-down yard.
25. Protective covering of stored steel, if applicable.
26. Removal, grinding and/or patching of staples, nails, bolts or any other device used for the placement of concrete reinforcement accessories.
27. Generally, all mechanical couplers and mesh are excluded unless a price is specifically addressed for those items.
28. Beam bolsters to run longitudinally with beam bottoms.
29. Site-Specific safety tools, clothing and/or orientations to be provided or paid for by the General Contractor.

# ***EXECUTION***

NOW, THEREFORE, the Contractor accepts the above Subcontract Proposal and the Subcontractor agrees to perform the work comprehended hereunder, and the Contractor agrees to and accepts all stipulations, conditions and exclusions set set forth in the preceding.

IN WITNESS WHEREOF, both parties have executed this Agreement in the day and year as written.

| CONTRACTOR: | | SUBCONTRACTOR: | |
|---|---|---|---|
| By: | | By: | Doug Jordan |
| Title: | | Title: | Project Manager |
| Date: | | Ph: | 813-733-1987 |
| | | Date: | |

# D. T. READ STEEL CO., INC.

100 Opportunity Drive South Mills, NC 27976 Phone: (757)487-2047 Fax: (757)487-0768


**NCDOT Highway Contractor # 70211**
**DBE Certified FDOT (Florida)**
**NAICS CODE: 237310**
**EMR .71**

November 11, 2025

RE: Manatee County SEWRF - Phase B - Capacity Improvements
Brandenton, Florida

# QUOTE

D. T. Read Steel proposes to place reinforcing steel for **$841.00 per ton.**
Tie wire (black annealed wire only) for an additional **$40.00** to the unit price.
One (1) Mobilization **$3,000.00**
**.71 current MOD rate**

# SCOPE

If the **FL05** dated **01/03/25** wage determination for reinforcing ironworker is **$34.39**, the price quoted is valid; if the wage scale is different our quote is subject to change. All reinforcing steel is to be furnished, fabricated with accessories; approved shop drawings, are to be furnished by others. Full crane service, when needed, will be furnished by your company without charge to us. The rebar needs to be offloaded by others next to the intended work area, within cranes reach of the installation work area; once unloaded we will only handle the rebar one time in the act of installation or pre-fabrication. All prefabricated rebar must be prefabricated within the cranes reach of its installed location. We must have a dedicated crane when needed. If applicable, we must have a picking beam for our use, to set our prefabricated walls, etc. without charge to us. If applicable, any vertical rebar must rest on top of the finish concrete below. Any openings that the rebar is not fabricated for shall be cut or moved by others.

Your company must provide dowel templates, grade lines, and pour layout necessary to place the reinforcing steel; also, you must provide type 25 standees and slab bolsters for slab rebar mats and beams. We will need templates provided by your company for any dowels projecting out of any concrete. The rebar will be placed before any possible obstructions, forms, steel beams, anchor bolts, etc.; meaning the rebar installed will not be pulled, threaded, dragged, etc. under any obstructions. If it is practical and more efficient to prefabricate the rebar mats, beams, etc., we will need crane service to set the prefabricated items. If necessary, we may need holding rebar, brace rebar, positioning rebar, etc. and this is to be paid to us as an extra to contract at our unit rate. Any trenches, sump pits, depressed slabs, elevation changes at any location in the slabs, clearly need to be marked by others prior to placing rebar. The rebar lay-down area shall be within a crane's reach of the rebar located in that specific pour.

# D. T. READ STEEL CO., INC.

100 Opportunity Drive South Mills, NC 27976 Phone: (757)487-2047 Fax: (757)487-0768


Manatee County SEWRF - Phase B - Capacity Improvements
Brandenton, Florida

Standard typical exclusions are placing precast rebar, placing duct-bank/pipe encasement rebar, field bending rebar, testing rebar, welding, welded rebar splices, burning, cutting rebar, placing CMU masonry rebar, placing CMU masonry lintel bond beams, placing CMU masonry tie beams, making templates for dowels, placing mechanical couplers, placing smooth dowels, placing wire mesh, making supports for top mat rebar, placing pile dowels, drilling, epoxying dowels, grouting dowels, placing pile plug rebar, placing pile connection rebar, placing wall coping cap rebar, welding pile dowels, staging, scaffolding and cleaning rebar are to be done by others. If any wire mesh affiliated rebar is located within any pour areas where the wire mesh is not installed by us, others shall install any wire mesh affiliated rebar within that pour such as CMU dowels, thicken slab rebar, turn down slab rebar, opening rebar, reentrant rebar, added rebar, curb dowel rebar, etc. Any sleeves, dowel sleeves, covering rebar, placing weldable rebar, placing smooth dowels, placing stair nose rebar shall be done by others. Any men supplied for concrete pour watch shall be supplied at our hourly basis, premium time not included.

This proposal is based on a standard eight-(8) hour workday or forty-(40) hour workweek, weather permitting. D. T. Read Steel Co., Inc. will not be responsible for any overtime cost, if any overtime occurs your company shall pay for the premium. Also, we are not held liable for delays of any nature, unless due to our negligence. We include insurance, labor, chokers, and trade tools for our portion of the work. We are to be paid for any items prefabricated and stockpiled. If the rebar needs to be stockpiled on site at a specific elevation your company shall supply the necessary material and means to stockpile rebar. Dunnage supplied by you at no charge to us. If applicable, others shall cover every truck load of rebar delivered to the jobsite. Any covering of any exposed rebar that has been installed shall be covered by others. Making the rebar safe to work around, such as rebar caps, etc., shall be done by others. Any static lines, handrails, scaffolding, etc., will be in place by others before our workers enter the work area. All static lines, handrails, scaffolding etc., shall be OSHA/Job site approved. In addition, restroom facilities are to be supplied by your company.

We will cover the cost of 1 hour of job orientation. Any other job orientation, training, requirements, COVID training, vaccine testing, vaccine information training, etc. shall be paid by others at our hourly rates. Any confined space, hazmat training, or any training needed to work on this project shall be paid for by others. Also, any associated cost incurred for base access, badging or background checks shall be paid by others at our hourly rates.

We must have a copy of every rebar shipping ticket sent to us. We will bill per amount delivered as stated on the shipping tickets not the plan quantities. Any retainage withheld is to be paid within thirty (30) days after our portion of the work is completed, not after the Contractor's portion is complete. This sentence is to be included in the subcontract **(Any work-related discrepancies shall be clarified by the work scope stated in DTRSC's proposal dated 11/11/25)**.

Our hourly rate is **$75.00** per man, **$85.00** per foreman and **$95.00** per superintendent per hour. Our payment Terms = Net 30 Days and Net 15 Days for T&M or Changer Order work.

# D. T. READ STEEL CO., INC.

100 Opportunity Drive South Mills, NC 27976 Phone: (757)487-2047 Fax: (757)487-0768


Manatee County SEWRF - Phase B - Capacity Improvements
Brandenton, Florida

This proposal is valid for 30 days and is subject to the attached terms and conditions. If a Bond is needed for this contract, one can be provided for the installation portion of our contract, at the expense of the General contractor as follows and any surcharges; the bond rate will be **2.5%**. The bond rate will need to be issued as Change Order #1. Also, the total (premium) bond rate is based on the final contract value.

GOD Bless,
D. T. Read Steel Co., Inc.

_____
Donnie Read, President

J P Specialties, Inc.
P O Box 1507
Lake Elsinore, CA 92531

Quote

Invoice #: 00027903

Bill To:

PCL Civil Constructors
C/O Southern Avenue Sewer Project
7317 W Southern Avenue
Laveen, AZ 85043
USA

Ship To:

PCL Civil Constructors, Inc.
1 N. Dale Mabry Highway, Suite 300
Tampa, FL 33609
Christian - (918) 892-4110

| SALESPERSON | YOUR NO. | SHIP VIA | COL | PPD | SHIP DATE | TERMS | DATE | PG. |
|---|---|---|---|---|---|---|---|---|
| Ward, Nathaniel P | QUOTE | Prepaid | | | 12/4/2025 | 1% 10 Net 30 | 11/20/2025 | 1 |

| QTY. | ITEM NO. | DESCRIPTION | PRICE | UNIT | DISC % | EXTENDED | TX. |
|---|---|---|---|---|---|---|---|
| | | **Manatee County SEWRF – Phase B – Capacity Improvements in Bradenton, FL**<br><br>**Current Lead Time is (2) Weeks + Transit ARO**<br><br>*****Freight Becomes Prepaid at Order Subtotal of $19,000.00+**<br><br>**6" & 9" PVC WATER STOP** | | | | | |
| 3,400 | PVC638 | 6" x 3/8" x 50' Earth Shield PVC ribbed centerbulb waterstop. ***HS Tariff 3916.20.00 | $3.53 | lft | | $12,002.00 | |
| 250 | PVC938 | 9" x 3/8" x 50' Earth Shield PVC ribbed centerbulb waterstop. ***HS Tariff 3916.20.00 | $6.44 | lft | | $1,610.00 | |
| | | **CH2M Hill Waterstop Protector** | | | | | |
| 52 | 2055CH2M | CH2M Hill (Special) Stainless Steel Waterstop Protector 4-1/2" 12 gauge 304 S/S (4 lft sections) Per Specification *** This is a custom bend-to-order part. | $45.00 | lft | | $2,340.00 | |

Due to product liability all Earth Shield¨ Waterstop sales are final.

| | |
|---|---|
| Sale Amt.: | |
| Freight: | |
| Sales Tax: | |
| Total Amt.: | |
| Paid Today: | |
| Balance Due: | |

J P Specialties, Inc.
P O Box 1507
Lake Elsinore, CA 92531

Quote

Invoice #: 00027903

Bill To:

PCL Civil Constructors
C/O Southern Avenue Sewer Project
7317 W Southern Avenue
Laveen, AZ 85043
USA

Ship To:

PCL Civil Constructors, Inc.
1 N. Dale Mabry Highway, Suite 300
Tampa, FL 33609
Christian - (918) 892-4110

| SALESPERSON | YOUR NO. | SHIP VIA | COL | PPD | SHIP DATE | TERMS | DATE | PG. |
|---|---|---|---|---|---|---|---|---|
| Ward, Nathaniel P | QUOTE | Prepaid | | | 12/4/2025 | 1% 10 Net 30 | 11/20/2025 | 2 |

| QTY. | ITEM NO. | DESCRIPTION | PRICE | UNIT | DISC % | EXTENDED | TX. |
|---|---|---|---|---|---|---|---|
| | | ***HS Tariff 7308.90.90.99 | | | | | |
| 2 | NB190A | **Hydrophilic Swelling Waterstop** (200 lft [60.97 M] [8 rolls] per box) Type NB190 Profile A is a flexible, coiled strip of modified hydrophilic chloroprene rubber that swells upon contact with water to form a long lasting compression seal for concrete construction joints. 10mm x 20mm x 60.97 meters [200 lft]. | $857.14 | box | | $1,714.28 | |
| | | ***HS Tariff 2715.00.0000 | | | | | |
| 8 | NBPASTESAUS | Type NB190¨ Hydrophilic Waterstop Paste is a single-component, moisture activated hydrophilic, elastomeric sealant for use as a waterstop in new construction and repair applications. 1/4" bead yields 50 feet per 20-ounce sausage tube. | $75.12 | each | | $600.96 | |
| | | ***HS Tariff 3909.50.1000 | | | | | |
| | | **Tools / Accessories** | | | | | |
| 1 | NBGUN | Caulking Gun for Sausage | $90.00 | each | | $90.00 | |

Due to product liability all Earth Shield¨ Waterstop sales are final.

| | |
|---|---|
| Sale Amt.: | |
| Freight: | |
| Sales Tax: | |
| Total Amt.: | |
| Paid Today: | |
| Balance Due: | |

J P Specialties, Inc.
P O Box 1507
Lake Elsinore, CA 92531

Quote

Invoice #: 00027903

Bill To:

PCL Civil Constructors
C/O Southern Avenue Sewer Project
7317 W Southern Avenue
Laveen, AZ 85043
USA

Ship To:

PCL Civil Constructors, Inc.
1 N. Dale Mabry Highway, Suite 300
Tampa, FL 33609
Christian - (918) 892-4110

| SALESPERSON | YOUR NO. | SHIP VIA | COL | PPD | SHIP DATE | TERMS | DATE | PG. |
|---|---|---|---|---|---|---|---|---|
| Ward, Nathaniel P | QUOTE | Prepaid | | | 12/4/2025 | 1% 10 Net 30 | 11/20/2025 | 3 |

| QTY. | ITEM NO. | DESCRIPTION | PRICE | UNIT | DISC % | EXTENDED | TX. |
|---|---|---|---|---|---|---|---|
| 1 | 12414 | Tubes<br>JP414 Series 2 (3/4" x 4.5" x 14") large waterstop splicing iron. Includes: Peel-and-stick Teflon cover, aircraft-grade 6061 aluminum casing, built-in thermometer, oil-resistant outdoor-use power cord, ergonomic grip, and high-temperature (1000 watts) sealed cartridge heaters. (115 volt.)<br>***HS Tariff 8515.19.0000 | $436.97 | each | | $436.97 | |
| 1 | 12418 | Die-cut to fit JP414 Series 2. Peel & Stick Teflon Covers provide a non-stick surface for JP Waterstop Splicing Irons.<br>***HS Tariff 7019.40.0000 | $20.24 | each | | $20.24 | |
| 1 | 12010 | ST-10 Series 2 Waterstop Splicing Table is an easy-to-use tool designed to mechanically weld thermoplastic waterstops (adjusts up to 12" wide). Saves time and money, while providing high-quality mechanical field welds. (includes instruction manual, shims, & tool kit.) (no welding iron included).HS Tariff | $2,500.61 | each | | $2,500.61 | |

Due to product liability all Earth Shield¨ Waterstop sales are final.

| | |
|---|---|
| Sale Amt.: | |
| Freight: | |
| Sales Tax: | |
| Total Amt.: | |
| Paid Today: | |
| Balance Due: | |

Ring Power CAT

CAT Power Systems

**Your North and Central Florida Caterpillar Dealer**

| ST. AUGUSTINE | TALLAHASSEE | OCALA | ORLANDO | TAMPA |
|---|---|---|---|---|
| 500 World Commerce Prkwy | 32000 Blue Star Hwy | 6202 N US 301/441 | 9901 Ringhaver Dr. | 10421 Fern Hill Dr |
| St. Augustine, FL 32092 | Midway, FL 32343 | Ocala, FL 34475 | Orlando, FL 32824 | Riverview, FL 33578 |
| **904-737-7730** | **850-562-1622** | **352-732-4600** | **407-855-6195** | **813-671-3700** |

***SALES*** ***SERVICE*** ***PARTS*** ***LEASING*** ***RENTALS***

# QUOTATION / SALES AGREEMENT / SECURITY AGREEMENT

DATE: **5/21/2026**

QUOTATION NO: **LP-31586443-2-26**

CUSTOMER NAME: **BL Smith Electric**
ADDRESS:
CITY/STATE/ZIP: , **FL**
PHONE:

ESTIMATED SHIPPING LEAD TIME: **104 Weeks ADA**
SHIPPING VIA/FOB: **Truck/Jobsite**
ESTIMATED SUBMITTAL LEAD TIME: **6-8 Weeks**
JOBSITE ADDRESS: **3331 Lena Road**
CITY/STATE/ZIP: **Bradenton FL 34211-####**
PROJECT NAME: **MANATEE SERWRF CAPACITY IMPROVEMENTS**

***TERMS:*** *Full payment is due from buyer within 10 days of delivery or pickup of the equipment.*

| DESCRIPTION OF MATERIAL | UNIT PRICE | EXTENSION |
|---|---|---|
| **Please ensure quote meets your expectations.** | | |
| Two (2) New Caterpillar Diesel Generator – Model 3512C, rated 1500kW/1875kVA Standby at .8 PF, 277/480 Volts, 3 Phase, 4 Wire, 60Hz at 1800 RPM, with the following options:<br>• EPA Tier 2 Certified Engine, Caterpillar model 3512C<br>• UL 2200 Listed Genset, NFPA 110 alarms<br>• Main UL Electrically operated circuit breaker, 3 Pole, 2500 Amp, generator mounted, LSI<br>• ECS 200 On-Board Paralleling Control panel with safety shutdowns, Engine controls and metering<br>• 105 degrees C rise generator with voltage regulator, PMG excitation<br>• ADEM electronic governor<br>• Jacket water heater<br>• Battery charger | | |

Quotation Accepted By: _____Date: _____Tax No.: _____

Customer: _____Salesman's Signature: Lydon Perkins

Lydon Perkins, EP Sales. Central Florida

**TERMS**

- This offer to sell is made subject to buyer's acceptance within ten (10) days from this date (noted above).
- All quoted prices are subject to change without notice. Those in effect on the date of shipment shall prevail.
- Subject to credit approval.
- Used equipment is subject to prior sale.
- A 25% restocking fee will be assessed for all canceled orders or returned materials.
- No retainage to be withheld. Ring Power Systems is an equipment supplier and is not a sub-contractor. Our terms are Net 10 days.
- No sales tax is included.
- Buyer grants to seller a security interest in all equipment as described in this agreement until such time as payment is made in full in accordance with the terms and conditions of this agreement and in accord with the seller's credit application.
- Ring Power requires a purchase order to secure this sales agreement.

| DESCRIPTION OF MATERIAL | UNIT PRICE | EXTENSION |
|---|---|---|
| • Generator space heater<br>• Batteries, lead acid<br>• 2 Year / 1000-hour Caterpillar Limited Warranty<br>• Prestart inspection, Startup, test alarms, Customer Training – 3 Days<br>• 4-hour load test conducted on site, resistive - 1 Day<br>• Switchgear Integration and sequence testing Assistance – 3 Days<br>• Two (2) Sets of Spare Filters and Belts<br><br>Generator Set Enclosure and Sub-Base Tank Package<br>• Two (2) UL142 8300-gallon double wall tank – 7595-gallons usable fuel (when tank is filled to 90%) - 72 hours of usable fuel at 100% load<br>  • FDEP Required Vents, Fuel level & leak switches<br>  • Exterior fill with spill containment<br>  • Activated zinc epoxy primer, high-build epoxy intermediate coat, polyurethane topcoat with zinc phosphate<br>  • Finish Color: Phoenix Products' premium light gray<br>• Two (2) Weather protective, Sound attenuated, Aluminum Enclosure, Walk-in Design<br>  • Interior Stainless Steel Super Critical Grade Silencer<br>  • PE Certified to 160 MPH wind load<br>  • Electrical Package - 100A Load Center 120/208 VAC, Lights, Receptacles<br>  • Sound attenuated - 25 dB(A) reduction at 1 meter<br>  • Hooded intake with bird / rodent screen<br>  • Hooded discharge with gravity dampers and bird / rodent screen<br>  • Four (4) single access doors<br>  • Stainless steel, padlockable handles and aluminum continuous piano hinges<br>  • Color: standard polar white (color change available for additional cost)<br>  • Florida Department of Business and Professional Regulation Insignia<br>• Free-Standing Stair Package – Aluminum Construction<br>  • Three (3) 290" cumulative length x 42" wide platforms with One (1) stair set | | |
| Total NET for above | | $ 2,017,200.00 |

***Recent changes in North American trade policies have introduced new tariffs on various imported goods. Specifically, the U.S. has imposed a 25% tariff on imports from Canada and Mexico, affecting products that do not meet the United States-Mexico-Canada Agreement (USMCA) origin rules. Additionally, certain Canadian imports, including energy products, face a separate 10% tariff.***

***We are actively monitoring the situation and working to mitigate any potential disruptions to ensure we continue to provide high-quality products and services to our customers. In some instances, it may be necessary for Ring Power to pass along these increased costs and will communicate the potential impact as soon as reasonably known. We appreciate your understanding and support as we navigate these changes***

**Clarifications:**

Enclosure package is designed and constructed to meet the requirements of an on-site UL2200 field evaluation (by others). The combination of this enclosure and UL listed stationary engine generator assembly will require additional evaluation and/or testing per UL2200. The electrical equipment systems are intended for installation in accordance with ANSI/NFPA 70, "National Electrical Code". The authority having jurisdiction accepting the final inspection shall determine if tests are to be conducted since no testing for this combination of enclosure and engine generator assembly has been conducted nor represented by UL.

**Notes:**

1. Sales tax is not included.
2. Pricing includes start-up, testing, and customer training.
3. Audio and video recording of training is not permitted.

| DESCRIPTION OF MATERIAL | UNIT PRICE | EXTENSION |
|---|---|---|

4. All labor is assumed during standard working hours (Mon–Fri, 8:00 AM–5:00 PM); after-hours labor will incur additional charges.
5. Equipment provided is limited to the Bill of Materials (BOM) and scope described in this proposal. Exceptions apply to any specifications or drawings not available at the time of quotation.
6. Generators that come with an 800-amp breaker or larger are supplied with buss bar, Lugs are by others.
7. For fuel tanks over 550 Gallons, it is the Contractor or Owners responsibility to notify the appropriate State, and/or local regulatory agencies prior to delivery of the fuel storage tank so that it can be inspected prior to fueling. The FDEP Registration form will be provided in the Ring Power Submittal. Per FDEP Breach of Integrity Testing Guidance, tanks will ship from the factory with a vacuum/gauge installed. On-site testing is not included.
8. Pricing assumes that the generator and ATS will be commissioned at the same time under a single mobilization, separate commissioning to be performed at additional cost.
9. Warranty coverage for non-Caterpillar equipment begins upon shipment from the original manufacturer.
10. Installation, labor, conduit, wire, equipment offloading, anchor bolts, pads, fuel, and fuel piping are not included.
11. Specialized testing (NETA, infrared, emissions, etc.) is excluded unless specifically listed in this proposal.
12. Coordination studies, arc flash analysis, and protective settings are excluded. Relay and circuit breaker settings must be determined and implemented by others.
13. Ring Power Corporation does not participate in Contractor Controlled Insurance Programs (CCIP).
14. **Equipment will not be released for production until Ring Power receives both a signed sales agreement and approved submittals from the customer. This process ensures delivery of equipment aligned with project needs.** For any assistance, please contact your Ring Power sales representative.
15. Under no circumstances does Ring Power accept any flow down provisions without specific written agreement between Ring Power and Buyer.

Thank you for considering Ring Power Systems for your equipment needs

Lydon Perkins
*Lydon Perkins*
Ring Power Systems, Electric Power Sales Central Florida
813 230 2181 Cell
Lydon.Perkins@ringpower.com

Ring Power CAT

CAT Power Systems

**Your North and Central Florida Caterpillar Dealer**

| ST. AUGUSTINE | TALLAHASSEE | OCALA | ORLANDO | TAMPA |
|---|---|---|---|---|
| 500 World Commerce Prkwy | 32000 Blue Star Hwy | 6202 N US 301/441 | 9901 Ringhaver Dr. | 10421 Fern Hill Dr |
| St. Augustine, FL 32092 | Midway, FL 32343 | Ocala, FL 34475 | Orlando, FL 32824 | Riverview, FL 33578 |
| **904-737-7730** | **850-562-1622** | **352-732-4600** | **407-855-6195** | **813-671-3700** |

***SALES*** ***SERVICE*** ***PARTS*** ***LEASING*** ***RENTALS***

# QUOTATION / SALES AGREEMENT / SECURITY AGREEMENT

DATE: **5/21/2026**

QUOTATION NO: **LP-31586443-2-26**

CUSTOMER NAME: **BL Smith Electric**
ADDRESS:
CITY/STATE/ZIP: , **FL**
PHONE:

ESTIMATED SHIPPING LEAD TIME: **50-55 Weeks ADA**
SHIPPING VIA/FOB: **Truck/Jobsite**
ESTIMATED SUBMITTAL LEAD TIME: **6-8 Weeks**
JOBSITE ADDRESS: **3331 Lena Road**
CITY/STATE/ZIP: **Bradenton FL 34211-####**
PROJECT NAME: **MANATEE SERWRF CAPACITY IMPROVEMENTS**

***TERMS:*** *Full payment is due from buyer within 10 days of delivery or pickup of the equipment.*

| DESCRIPTION OF MATERIAL | UNIT PRICE | EXTENSION |
|---|---|---|
| **Please ensure quote meets your expectations.** | | |
| Two (2) New Caterpillar Diesel Generator – Model C32B, rated 1500kW/1875kVA Standby at .8 PF, 277/480 Volts, 3 Phase, 4 Wire, 60Hz at 1800 RPM, with the following options:<br>• EPA Tier 2 Certified Engine, Caterpillar model C32B<br>• UL 2200 Listed Genset, NFPA 110 alarms<br>• Main UL Electrically operated circuit breaker, 3 Pole, 2500 Amp, generator mounted, LSI<br>• ECS 200 On-Board Paralleling Control panel with safety shutdowns, Engine controls and metering<br>• 105 degrees C rise generator with voltage regulator, PMG excitation<br>• ADEM electronic governor<br>• Jacket water heater<br>• Battery charger | | |

Quotation Accepted By: _____Date: _____Tax No.: _____

Customer: _____Salesman's Signature: Lydon Perkins

Lydon Perkins, EP Sales. Central Florida

**TERMS**

- This offer to sell is made subject to buyer's acceptance within ten (10) days from this date (noted above).
- All quoted prices are subject to change without notice. Those in effect on the date of shipment shall prevail.
- Subject to credit approval.
- Used equipment is subject to prior sale.
- A 25% restocking fee will be assessed for all canceled orders or returned materials.
- No retainage to be withheld. Ring Power Systems is an equipment supplier and is not a sub-contractor. Our terms are Net 10 days.
- No sales tax is included.
- Buyer grants to seller a security interest in all equipment as described in this agreement until such time as payment is made in full in accordance with the terms and conditions of this agreement and in accord with the seller's credit application.
- Ring Power requires a purchase order to secure this sales agreement.

| DESCRIPTION OF MATERIAL | UNIT PRICE | EXTENSION |
|---|---|---|
| • Generator space heater<br>• Batteries, lead acid<br>• 5 Year / 2500-hour Caterpillar Platinum Extended Service Coverage<br>• Prestart inspection, Startup, test alarms, Customer Training – 3 Days<br>• 4-hour load test conducted on site, resistive - 1 Day<br>• Switchgear Integration and sequence testing Assistance – 3 Days<br>• Two (2) Sets of Spare Filters and Belts<br><br>Generator Set Enclosure and Sub-Base Tank Package<br>• Two (2) UL142 8100-gallon double wall tank – 7394-gallons usable fuel (when tank is filled to 90%) - 72 hours of usable fuel at 100% load<br>  • FDEP Required Vents, Fuel level & leak switches<br>  • Exterior fill with spill containment<br>  • Activated zinc epoxy primer, high-build epoxy intermediate coat, polyurethane topcoat with zinc phosphate<br>  • Finish Color: Phoenix Products' premium light gray<br>• Two (2) Weather protective, Sound attenuated, Aluminum Enclosure, Walk-in Design<br>  • Interior Stainless Steel Super Critical Grade Silencer<br>  • PE Certified to 160 MPH wind load<br>  • Electrical Package - 100A Load Center 120/208 VAC, Lights, Receptacles<br>  • Sound attenuated - 25 dB(A) reduction at 1 meter<br>  • Hooded intake with bird / rodent screen<br>  • Hooded discharge with gravity dampers and bird / rodent screen<br>  • Four (4) single access doors<br>  • Stainless steel, padlockable handles and aluminum continuous piano hinges<br>  • Color: standard polar white (color change available for additional cost)<br>  • Florida Department of Business and Professional Regulation Insignia<br>• Free-Standing Stair Package – Aluminum Construction<br>  • Three (3) 290" cumulative length x 42" wide platforms with One (1) stair set | | |
| Total NET for above | | $ 1,796,950.00 |

***Recent changes in North American trade policies have introduced new tariffs on various imported goods. Specifically, the U.S. has imposed a 25% tariff on imports from Canada and Mexico, affecting products that do not meet the United States-Mexico-Canada Agreement (USMCA) origin rules. Additionally, certain Canadian imports, including energy products, face a separate 10% tariff.***

***We are actively monitoring the situation and working to mitigate any potential disruptions to ensure we continue to provide high-quality products and services to our customers. In some instances, it may be necessary for Ring Power to pass along these increased costs and will communicate the potential impact as soon as reasonably known. We appreciate your understanding and support as we navigate these changes***

**Clarifications:**

Enclosure package is designed and constructed to meet the requirements of an on-site UL2200 field evaluation (by others). The combination of this enclosure and UL listed stationary engine generator assembly will require additional evaluation and/or testing per UL2200. The electrical equipment systems are intended for installation in accordance with ANSI/NFPA 70, "National Electrical Code". The authority having jurisdiction accepting the final inspection shall determine if tests are to be conducted since no testing for this combination of enclosure and engine generator assembly has been conducted nor represented by UL.

**Notes:**

1. Sales tax is not included.
2. Pricing includes start-up, testing, and customer training.
3. Audio and video recording of training is not permitted.

| DESCRIPTION OF MATERIAL | UNIT PRICE | EXTENSION |
|---|---|---|

4. All labor is assumed during standard working hours (Mon–Fri, 8:00 AM–5:00 PM); after-hours labor will incur additional charges.
5. Equipment provided is limited to the Bill of Materials (BOM) and scope described in this proposal. Exceptions apply to any specifications or drawings not available at the time of quotation.
6. Generators that come with an 800-amp breaker or larger are supplied with buss bar, Lugs are by others.
7. For fuel tanks over 550 Gallons, it is the Contractor or Owners responsibility to notify the appropriate State, and/or local regulatory agencies prior to delivery of the fuel storage tank so that it can be inspected prior to fueling. The FDEP Registration form will be provided in the Ring Power Submittal. Per FDEP Breach of Integrity Testing Guidance, tanks will ship from the factory with a vacuum/gauge installed. On-site testing is not included.
8. Pricing assumes that the generator and ATS will be commissioned at the same time under a single mobilization, separate commissioning to be performed at additional cost.
9. Warranty coverage for non-Caterpillar equipment begins upon shipment from the original manufacturer.
10. Installation, labor, conduit, wire, equipment offloading, anchor bolts, pads, fuel, and fuel piping are not included.
11. Specialized testing (NETA, infrared, emissions, etc.) is excluded unless specifically listed in this proposal.
12. Coordination studies, arc flash analysis, and protective settings are excluded. Relay and circuit breaker settings must be determined and implemented by others.
13. Ring Power Corporation does not participate in Contractor Controlled Insurance Programs (CCIP).
14. **Equipment will not be released for production until Ring Power receives both a signed sales agreement and approved submittals from the customer. This process ensures delivery of equipment aligned with project needs.** For any assistance, please contact your Ring Power sales representative.
15. Under no circumstances does Ring Power accept any flow down provisions without specific written agreement between Ring Power and Buyer.

Thank you for considering Ring Power Systems for your equipment needs

Lydon Perkins
*Lydon Perkins*
Ring Power Systems, Electric Power Sales Central Florida
813 230 2181 Cell
Lydon.Perkins@ringpower.com

Ring Power CAT

CAT Power Systems

**Your North and Central Florida Caterpillar Dealer**

| ST. AUGUSTINE | TALLAHASSEE | OCALA | ORLANDO | TAMPA |
|---|---|---|---|---|
| 500 World Commerce Prkwy | 32000 Blue Star Hwy | 6202 N US 301/441 | 9901 Ringhaver Dr. | 10421 Fern Hill Dr |
| St. Augustine, FL 32092 | Midway, FL 32343 | Ocala, FL 34475 | Orlando, FL 32824 | Riverview, FL 33578 |
| **904-737-7730** | **850-562-1622** | **352-732-4600** | **407-855-6195** | **813-671-3700** |

***SALES*** ***SERVICE*** ***PARTS*** ***LEASING*** ***RENTALS***

# QUOTATION / SALES AGREEMENT / SECURITY AGREEMENT

DATE: **5/21/2026**

QUOTATION NO: **LP-31586443-2-26**

CUSTOMER NAME: **BL Smith Electric**
ADDRESS:
CITY/STATE/ZIP: , **FL**
PHONE:

ESTIMATED SHIPPING LEAD TIME: **50-55 Weeks ADA**
SHIPPING VIA/FOB: **Truck/Jobsite**
ESTIMATED SUBMITTAL LEAD TIME: **6-8 Weeks**
JOBSITE ADDRESS: **3331 Lena Road**
CITY/STATE/ZIP: **Bradenton FL 34211-####**
PROJECT NAME: **MANATEE SERWRF CAPACITY IMPROVEMENTS**

***TERMS:*** *Full payment is due from buyer within 10 days of delivery or pickup of the equipment.*

| DESCRIPTION OF MATERIAL | UNIT PRICE | EXTENSION |
|---|---|---|
| **Please ensure quote meets your expectations.** | | |
| Two (2) New Caterpillar Diesel Generator – Model C32B, rated 1500kW/1875kVA Standby at .8 PF, 277/480 Volts, 3 Phase, 4 Wire, 60Hz at 1800 RPM, with the following options:<br>• EPA Tier 2 Certified Engine, Caterpillar model C32B<br>• UL 2200 Listed Genset, NFPA 110 alarms<br>• Main UL Electrically operated circuit breaker, 3 Pole, 2500 Amp, generator mounted, LSI<br>• ECS 200 On-Board Paralleling Control panel with safety shutdowns, Engine controls and metering<br>• 105 degrees C rise generator with voltage regulator, PMG excitation<br>• ADEM electronic governor<br>• Jacket water heater<br>• Battery charger | | |

Quotation Accepted By: _____Date: _____Tax No.: _____

Customer: _____Salesman's Signature: Lydon Perkins

Lydon Perkins, EP Sales. Central Florida

**TERMS**

- This offer to sell is made subject to buyer's acceptance within ten (10) days from this date (noted above).
- All quoted prices are subject to change without notice. Those in effect on the date of shipment shall prevail.
- Subject to credit approval.
- Used equipment is subject to prior sale.
- A 25% restocking fee will be assessed for all canceled orders or returned materials.
- No retainage to be withheld. Ring Power Systems is an equipment supplier and is not a sub-contractor. Our terms are Net 10 days.
- No sales tax is included.
- Buyer grants to seller a security interest in all equipment as described in this agreement until such time as payment is made in full in accordance with the terms and conditions of this agreement and in accord with the seller's credit application.
- Ring Power requires a purchase order to secure this sales agreement.

| DESCRIPTION OF MATERIAL | UNIT PRICE | EXTENSION |
|---|---|---|
| • Generator space heater<br>• Batteries, lead acid<br>• 5 Year / 2500-hour Caterpillar Platinum Extended Service Coverage<br>• Prestart inspection, Startup, test alarms, Customer Training – 3 Days<br>• 4-hour load test conducted on site, resistive - 1 Day<br>• Switchgear Integration and sequence testing Assistance – 3 Days<br>• Two (2) Sets of Spare Filters and Belts<br><br>Generator Set Enclosure and Sub-Base Tank Package<br>• Two (2) UL142 8100-gallon double wall tank – 7394-gallons usable fuel (when tank is filled to 90%) - 72 hours of usable fuel at 100% load<br>  • FDEP Required Vents, Fuel level & leak switches<br>  • Exterior fill with spill containment<br>  • Activated zinc epoxy primer, high-build epoxy intermediate coat, polyurethane topcoat with zinc phosphate<br>  • Finish Color: Phoenix Products' premium light gray<br>• Two (2) Weather protective, Sound attenuated, Aluminum Enclosure, Walk-in Design<br>  • Interior Stainless Steel Super Critical Grade Silencer<br>  • PE Certified to 160 MPH wind load<br>  • Electrical Package - 100A Load Center 120/208 VAC, Lights, Receptacles<br>  • Sound attenuated - 25 dB(A) reduction at 1 meter<br>  • Hooded intake with bird / rodent screen<br>  • Hooded discharge with gravity dampers and bird / rodent screen<br>  • Four (4) single access doors<br>  • Stainless steel, padlockable handles and aluminum continuous piano hinges<br>  • Color: standard polar white (color change available for additional cost)<br>  • Florida Department of Business and Professional Regulation Insignia<br>• Free-Standing Stair Package – Aluminum Construction<br>  • Three (3) 290" cumulative length x 42" wide platforms with One (1) stair set | | |
| Total NET for above | | $ 1,796,950.00 |

***Recent changes in North American trade policies have introduced new tariffs on various imported goods. Specifically, the U.S. has imposed a 25% tariff on imports from Canada and Mexico, affecting products that do not meet the United States-Mexico-Canada Agreement (USMCA) origin rules. Additionally, certain Canadian imports, including energy products, face a separate 10% tariff.***

***We are actively monitoring the situation and working to mitigate any potential disruptions to ensure we continue to provide high-quality products and services to our customers. In some instances, it may be necessary for Ring Power to pass along these increased costs and will communicate the potential impact as soon as reasonably known. We appreciate your understanding and support as we navigate these changes***

**Clarifications:**

Enclosure package is designed and constructed to meet the requirements of an on-site UL2200 field evaluation (by others). The combination of this enclosure and UL listed stationary engine generator assembly will require additional evaluation and/or testing per UL2200. The electrical equipment systems are intended for installation in accordance with ANSI/NFPA 70, "National Electrical Code". The authority having jurisdiction accepting the final inspection shall determine if tests are to be conducted since no testing for this combination of enclosure and engine generator assembly has been conducted nor represented by UL.

**Notes:**

1. Sales tax is not included.
2. Pricing includes start-up, testing, and customer training.
3. Audio and video recording of training is not permitted.

| DESCRIPTION OF MATERIAL | UNIT PRICE | EXTENSION |
|---|---|---|

4. All labor is assumed during standard working hours (Mon–Fri, 8:00 AM–5:00 PM); after-hours labor will incur additional charges.
5. Equipment provided is limited to the Bill of Materials (BOM) and scope described in this proposal. Exceptions apply to any specifications or drawings not available at the time of quotation.
6. Generators that come with an 800-amp breaker or larger are supplied with buss bar, Lugs are by others.
7. For fuel tanks over 550 Gallons, it is the Contractor or Owners responsibility to notify the appropriate State, and/or local regulatory agencies prior to delivery of the fuel storage tank so that it can be inspected prior to fueling. The FDEP Registration form will be provided in the Ring Power Submittal. Per FDEP Breach of Integrity Testing Guidance, tanks will ship from the factory with a vacuum/gauge installed. On-site testing is not included.
8. Pricing assumes that the generator and ATS will be commissioned at the same time under a single mobilization, separate commissioning to be performed at additional cost.
9. Warranty coverage for non-Caterpillar equipment begins upon shipment from the original manufacturer.
10. Installation, labor, conduit, wire, equipment offloading, anchor bolts, pads, fuel, and fuel piping are not included.
11. Specialized testing (NETA, infrared, emissions, etc.) is excluded unless specifically listed in this proposal.
12. Coordination studies, arc flash analysis, and protective settings are excluded. Relay and circuit breaker settings must be determined and implemented by others.
13. Ring Power Corporation does not participate in Contractor Controlled Insurance Programs (CCIP).
14. **Equipment will not be released for production until Ring Power receives both a signed sales agreement and approved submittals from the customer. This process ensures delivery of equipment aligned with project needs.** For any assistance, please contact your Ring Power sales representative.
15. Under no circumstances does Ring Power accept any flow down provisions without specific written agreement between Ring Power and Buyer.

Thank you for considering Ring Power Systems for your equipment needs

Lydon Perkins
*Lydon Perkins*
Ring Power Systems, Electric Power Sales Central Florida
813 230 2181 Cell
Lydon.Perkins@ringpower.com

Ring Power CAT

CAT Power Systems

**Your North and Central Florida Caterpillar Dealer**

| ST. AUGUSTINE | TALLAHASSEE | OCALA | ORLANDO | TAMPA |
|---|---|---|---|---|
| 500 World Commerce Prkwy | 32000 Blue Star Hwy | 6202 N US 301/441 | 9901 Ringhaver Dr. | 10421 Fern Hill Dr |
| St. Augustine, FL 32092 | Midway, FL 32343 | Ocala, FL 34475 | Orlando, FL 32824 | Riverview, FL 33578 |
| **904-737-7730** | **850-562-1622** | **352-732-4600** | **407-855-6195** | **813-671-3700** |

***SALES*** ***SERVICE*** ***PARTS*** ***LEASING*** ***RENTALS***

# QUOTATION / SALES AGREEMENT / SECURITY AGREEMENT

DATE: **5/21/2026**

QUOTATION NO: **LP-31586443-2-26**

CUSTOMER NAME: **BL Smith Electric**
ADDRESS:
CITY/STATE/ZIP: , **FL**
PHONE:

ESTIMATED SHIPPING LEAD TIME: **104 Weeks ADA**
SHIPPING VIA/FOB: **Truck/Jobsite**
ESTIMATED SUBMITTAL LEAD TIME: **6-8 Weeks**
JOBSITE ADDRESS: **3331 Lena Road**
CITY/STATE/ZIP: **Bradenton FL 34211-####**
PROJECT NAME: **MANATEE SERWRF CAPACITY IMPROVEMENTS**

***TERMS:*** *Full payment is due from buyer within 10 days of delivery or pickup of the equipment.*

| DESCRIPTION OF MATERIAL | UNIT PRICE | EXTENSION |
|---|---|---|
| **Please ensure quote meets your expectations.** | | |
| Two (2) New Caterpillar Diesel Generator – Model 3512C, rated 1500kW/1875kVA Standby at .8 PF, 277/480 Volts, 3 Phase, 4 Wire, 60Hz at 1800 RPM, with the following options:<br>• EPA Tier 2 Certified Engine, Caterpillar model 3512C<br>• UL 2200 Listed Genset, NFPA 110 alarms<br>• Main UL Electrically operated circuit breaker, 3 Pole, 2500 Amp, generator mounted, LSI<br>• ECS 200 On-Board Paralleling Control panel with safety shutdowns, Engine controls and metering<br>• 105 degrees C rise generator with voltage regulator, PMG excitation<br>• ADEM electronic governor<br>• Jacket water heater<br>• Battery charger | | |

Quotation Accepted By: _____Date: _____Tax No.: _____

Customer: _____Salesman's Signature: Lydon Perkins

Lydon Perkins, EP Sales. Central Florida

**TERMS**

- This offer to sell is made subject to buyer's acceptance within ten (10) days from this date (noted above).
- All quoted prices are subject to change without notice. Those in effect on the date of shipment shall prevail.
- Subject to credit approval.
- Used equipment is subject to prior sale.
- A 25% restocking fee will be assessed for all canceled orders or returned materials.
- No retainage to be withheld. Ring Power Systems is an equipment supplier and is not a sub-contractor. Our terms are Net 10 days.
- No sales tax is included.
- Buyer grants to seller a security interest in all equipment as described in this agreement until such time as payment is made in full in accordance with the terms and conditions of this agreement and in accord with the seller's credit application.
- Ring Power requires a purchase order to secure this sales agreement.

| DESCRIPTION OF MATERIAL | UNIT PRICE | EXTENSION |
|---|---|---|
| • Generator space heater<br>• Batteries, lead acid<br>• 2 Year / 1000-hour Caterpillar Limited Warranty<br>• Prestart inspection, Startup, test alarms, Customer Training – 3 Days<br>• 4-hour load test conducted on site, resistive - 1 Day<br>• Switchgear Integration and sequence testing Assistance – 3 Days<br>• Two (2) Sets of Spare Filters and Belts<br><br>Generator Set Enclosure and Sub-Base Tank Package<br>• Two (2) UL142 8300-gallon double wall tank – 7595-gallons usable fuel (when tank is filled to 90%) - 72 hours of usable fuel at 100% load<br>  • FDEP Required Vents, Fuel level & leak switches<br>  • Exterior fill with spill containment<br>  • Activated zinc epoxy primer, high-build epoxy intermediate coat, polyurethane topcoat with zinc phosphate<br>  • Finish Color: Phoenix Products' premium light gray<br>• Two (2) Weather protective, Sound attenuated, Aluminum Enclosure, Walk-in Design<br>  • Interior Stainless Steel Super Critical Grade Silencer<br>  • PE Certified to 160 MPH wind load<br>  • Electrical Package - 100A Load Center 120/208 VAC, Lights, Receptacles<br>  • Sound attenuated - 25 dB(A) reduction at 1 meter<br>  • Hooded intake with bird / rodent screen<br>  • Hooded discharge with gravity dampers and bird / rodent screen<br>  • Four (4) single access doors<br>  • Stainless steel, padlockable handles and aluminum continuous piano hinges<br>  • Color: standard polar white (color change available for additional cost)<br>  • Florida Department of Business and Professional Regulation Insignia<br>• Free-Standing Stair Package – Aluminum Construction<br>  • Three (3) 290" cumulative length x 42" wide platforms with One (1) stair set | | |
| Total NET for above | | $ 2,017,200.00 |

***Recent changes in North American trade policies have introduced new tariffs on various imported goods. Specifically, the U.S. has imposed a 25% tariff on imports from Canada and Mexico, affecting products that do not meet the United States-Mexico-Canada Agreement (USMCA) origin rules. Additionally, certain Canadian imports, including energy products, face a separate 10% tariff.***

***We are actively monitoring the situation and working to mitigate any potential disruptions to ensure we continue to provide high-quality products and services to our customers. In some instances, it may be necessary for Ring Power to pass along these increased costs and will communicate the potential impact as soon as reasonably known. We appreciate your understanding and support as we navigate these changes***

**Clarifications:**

Enclosure package is designed and constructed to meet the requirements of an on-site UL2200 field evaluation (by others). The combination of this enclosure and UL listed stationary engine generator assembly will require additional evaluation and/or testing per UL2200. The electrical equipment systems are intended for installation in accordance with ANSI/NFPA 70, "National Electrical Code". The authority having jurisdiction accepting the final inspection shall determine if tests are to be conducted since no testing for this combination of enclosure and engine generator assembly has been conducted nor represented by UL.

**Notes:**

1. Sales tax is not included.
2. Pricing includes start-up, testing, and customer training.
3. Audio and video recording of training is not permitted.

| DESCRIPTION OF MATERIAL | UNIT PRICE | EXTENSION |
|---|---|---|

4. All labor is assumed during standard working hours (Mon–Fri, 8:00 AM–5:00 PM); after-hours labor will incur additional charges.
5. Equipment provided is limited to the Bill of Materials (BOM) and scope described in this proposal. Exceptions apply to any specifications or drawings not available at the time of quotation.
6. Generators that come with an 800-amp breaker or larger are supplied with buss bar, Lugs are by others.
7. For fuel tanks over 550 Gallons, it is the Contractor or Owners responsibility to notify the appropriate State, and/or local regulatory agencies prior to delivery of the fuel storage tank so that it can be inspected prior to fueling. The FDEP Registration form will be provided in the Ring Power Submittal. Per FDEP Breach of Integrity Testing Guidance, tanks will ship from the factory with a vacuum/gauge installed. On-site testing is not included.
8. Pricing assumes that the generator and ATS will be commissioned at the same time under a single mobilization, separate commissioning to be performed at additional cost.
9. Warranty coverage for non-Caterpillar equipment begins upon shipment from the original manufacturer.
10. Installation, labor, conduit, wire, equipment offloading, anchor bolts, pads, fuel, and fuel piping are not included.
11. Specialized testing (NETA, infrared, emissions, etc.) is excluded unless specifically listed in this proposal.
12. Coordination studies, arc flash analysis, and protective settings are excluded. Relay and circuit breaker settings must be determined and implemented by others.
13. Ring Power Corporation does not participate in Contractor Controlled Insurance Programs (CCIP).
14. **Equipment will not be released for production until Ring Power receives both a signed sales agreement and approved submittals from the customer. This process ensures delivery of equipment aligned with project needs.** For any assistance, please contact your Ring Power sales representative.
15. Under no circumstances does Ring Power accept any flow down provisions without specific written agreement between Ring Power and Buyer.

Thank you for considering Ring Power Systems for your equipment needs

Lydon Perkins
*Lydon Perkins*
Ring Power Systems, Electric Power Sales Central Florida
813 230 2181 Cell
Lydon.Perkins@ringpower.com

# Manatee County SERWRF Capacity

## Estimate Proposal 64-5




**Prepared By**
Maria Alejandrina Pinto
PM&A Contractors Corp
mpinto@pmacontractors.com
16596 Mangrove Is Ave, Land O' Lakes, FL 34638, USA

**Prepared For**
Rebecca Krassnoski
PCL Construction
(352) 398-2911
rkrassnoski@pcl.com
1 N. Dale Mabry Highway, Suite 300, Tampa, FL 33609

PM&A Contractors Corp

# Estimate Proposal 64-5

Due Days 30

**DRAFT**

| DESCRIPTION | TOTAL |
|---|---|
| **SERWRF (MAY)** | $134,329.16 |
| **Demo** | $13,052.64 |
| Demo oil waste storage building | |
| **Electrical building** | $121,276.52 |
| **Concrete slab** | $15,895.03 |
| Concrete slab<br>8" thick CIP slab-on-grade reinforced with #5 bars spaced at 8" on center each way, centered in slab. T.O.C. = 38.5" | |
| Slab control joint | |
| Equipment pad type E<br>4" Housekeeping pad | |
| **CMU Wall** | $58,028.71 |
| CMU Wall<br>8"x8"x16" load-bearing reinforced CMU wall with 9-gauge galvanized horizontal truss-type, two-wire reinforcement at 16" o.c. vertically. Install foamed-in-place masonry insulation in all non-grouted cells. Provide flush head joints and concave horizontal joints | |
| CMU control joint | |
| Install drainage vents at every head joint<br>Provide Cell Vent or approved equal drainage vent inserted at 16" O/c in open head joint. Color gray - Mortar Net Solutions | |
| **Roof** | $28,493.42 |
| Sloped concrete roof<br>from 8" to 12". Sloped CIP roof slab reinforced with #5 bars @12" O.C., #5 @8" O.C. where noted, aligned with slope direction. | |
| 1/2" cover board | |
| 3" rigid insulation R=19 | |
| TPO roof membrane | |
| Roof control joint | |
| 5" aluminum gutter | |
| 3" x 4" aluminum downspout | |
| Aluminum drip edge | |
| **Ceiling** | $7,397.46 |
| 2x2 Suspended ceiling system<br>@9" | |
| **Paint & finishes** | $11,461.90 |
| Paint | |

| | |
|---|---|
| **TOTAL** | **$134,329.16** |

The above specifications, costs, and terms are hereby accepted.

**CUSTOMER'S SIGNATURE** **DATE**

Outlook

## Manatee County Southeast Regional WRF Phase B Capacity and Improvements

**From** tthomas@weberglassinc.com <tthomas@weberglassinc.com>
**Date** Fri 5/22/2026 8:44 AM
**To** ceschultz@pcl.com <ceschultz@pcl.com>
**Cc** mlee@weberglassinc.com <mlee@weberglassinc.com>

1 attachment (45 KB)
image001.png;

You don't often get email from tthomas@weberglassinc.com. Learn why this is important

Christian – Good morning. We propose to furnish door and hardware work for the project, as outlined below.
We include installation of all materials in our scope.

We specifically include personnel doors with frames and hardware for the new Electrical Building #4, as plain
flush aluminum doors by Cline Aluminum Doors (basis of design). We have two exterior openings as
one single and one pair. All exposed aluminum shall have a Class II clear anodized finish.
The frames are 1 ¾" x 5" profile, as specified.

We include finish door hardware for the above doors, as scheduled at plansheet A94.501. We include the lock
cylinders as Schlage standard "C" keyway, keyed alike. The Owner may retain these cylinders or change
(by others) to a different system.

We include installation of door panels and hardware, and of door frames into completed wall openings.
Frame installation during wall construction and/or grouting of frames is discouraged for aluminum frames.
We include perimeter sealants of our frames to the surround in place at time of installation. Any trim caulking
needed subsequent to the abutting work of other trades is by others.

We include sales tax on materials, installation as described above, submittals and warranty/closeout data.

Our price for the above work is $40,463.00, for acceptance by Letter of Intent within 90 days and subject to
the standard exclusions below.

EXCLUSIONS

Demolition.
Final cleaning.
Protection of our materials subsequent to completion of our work on the Electrical Building.
Electrified door hardware (not scheduled).
Liquid-applied membrane waterproofing at door openings.
Cost of bonding.
Site-specific testing and/or PE review is not specified nor included in our pricing.
Subcontract pay-if-paid clause(s) non-related to our own performance.
Energy Code compliance is not assured by Weber Glass.

Christian, thank you for the opportunity to price this work for you. We hope to become your continuing

construction partner on this project.

Regards,

Tom Thomas

Weber Glass, Inc.
Established 1970
Licensed & Insured

812 S. Line Rd.
Lecanto, FL.  34461
(352) 270-8806
(352) 270-8812 Fax

FRENCH'S
AIR CONDITIONING
Design/Build GMP Specialist

Commercial ● Institutional
CACO 57826

3818 N. 40th St., Tampa, Florida 33610
P: 813.626.4630 F: 813.628.4288
www.frenchac.com

May 27 , 2026 Proposal #081-26

Re: Manatee County SEWRF

**FRENCH'S Air Conditioning** is pleased to provide you with this proposal for the above referenced project. This proposal is based on drawings dated July 2025. We acknowledge (0) Addendum for this project. This scope of work includes the following:

- Two (2) BARD Units for electrical building 4
- Air Devices as Shown
- Condensate Piping for HVAC Systems
- Test and Balance of HVAC Systems
- One-year standard warranty

**QUALIFICATIONS:**

- No Davis Bacon Wages Included
- No Fan Control Panel Included
- No interlocking of AHU's to any PLC, ATC Panels or SCATA Control system wiring
- No High Temp Stats for PLC interlocking included
- No ATC control panels included
- No FRP Duct included
- No installation of equipment not specifically listed above
- No structural support steel
- No commissioning of control system
- No gas piping included
- No Fire Dampers, Smoke Dampers, or Fire Smoke Dampers, if not shown on plans
- No Fire alarm work included
- No plumbing work included
- No electrical work included
- No roofing work included
- No dumpsters or temporary bathrooms included
- No cutting, coring, or patching of surfaces included
- This proposal will be good for **60** days from the bid date, due to material cost increases
- Bond not included; can be added for an additional fee
- No extended warranty's past 1 year included

| | |
|---|---|
| **HVAC Base Bid:** | **$79,100.00** |
| **Add for Bond:** | **$996.00** |

We appreciate the opportunity to offer you a proposal for this project. If you have any questions or need any additional information, please feel free to contact me at (813) 626-4630.
Sincerely,
French's Air Conditioning, Inc.

Estimator

SMITH
ELECTRICAL CONTRACTORS
B. L. SMITH ELECTRIC, INC.

TO: Estimating Dept. May 22, 2026
RE: Manatee SEWRF Capacity Exp. PH-B (Revised)

Gentlemen,

Please accept this proposal based on drawings dated July 25 and includes addendums 1& 2. Below is a list of what is included and what is not. Please call with any questions.

**WORK INCLUDED:**

- Provide and install schedule 80 PVC conduit for direct burial, and schedule 40 for concrete encased, all with PVC coated aluminum 90's and stub up's per drawings and specs.
- Provide reinforced concrete on all underground duct banks per drawings and specs.
- Provide grounding of structures, racks, and equipment as required.
- Provide installation of FPL supplied conduit installed underground with a 4" cap per drawings. (FPL Wire, Equipment, and terminations by others)
- Provide and install new 480V-3/0-3W-4000A-MTM switchgear. (BOM included)
- Provide and install Panelboards, ATS's, and Transformers for building 4 per drawings and specs. (BOM included)
- Provide and install wire, labor, and equipment necessary to provide temporary power for 6 existing aerators to be replaced. (Aerators will be replaced 1 at a time to limit down time)
- Provide and install new manholes per drawings for completion of ductbanks that were installed in PH-A.
- Provide and install new disconnects and lighting for new AGS pump station, and new WAS pump station.
- Provide and install grounding of all new structures and equipment per drawings.
- Provide and install control and instrumentation wiring missing from drawings on aerators replacements.
- Provide and install new lighting at AGS blower structure.
- Provide and install 2 new concrete light poles and 3 aluminum light poles at new switchgear building and gensets.
- Provide disconnects and VFD cable for all new AGS blowers.
- Provide and install conduit, wire, fixtures, for new AGS structure, as well as installation of instruments supplied by others not installed inline.
- Provide and install aluminum conduit for all above ground installations.
- Provide all excavation and backfill for underground conduits.
- Provide and install lightning protection system.
- Provide 3rd party testing as required per specs.
- Provide all new wiring per drawings.
- Provide new structure and site lighting per drawings.
- Provide installation of control panels, field installed instruments supplied by others.
- Provide temporary power for trailers and site as required.
- Provide, Test, and Terminate Fiber optic cable.
- Provide performance & payment bond.

29252 U.S. Highway 27 / Dundee, Florida 33838-4285
Phone (863) 439-7401, (877) 439-7401, Fax (863) 439-2045
WWW.blsmithelectric.com

SMITH
ELECTRICAL CONTRACTORS
B. L. SMITH ELECTRIC, INC.

**WORK NOT INCLUDED:**

- Provide dewatering for underground conduit, manholes, and equipment.
- Provide physical installation of generator, fuel tanks, assembly of fuel system, assembly of misc parts shipped with generator. (Exhaust, fuel piping, intake system, neutral ground resistors) Provide fuel for testing and final fill, concrete pads, generator control panels, and equipment for offloading on site.
- Provide GPR of existing grounds.
- Provide VFD and motor control equipment, only installation only provided. (Equipment by others)
- Patching and refurbishing of finished grade after installation.
- Provide installation of RTU tower or antenna provided by others.
- Provide and install any electrical buildings of concrete or manufactured.
- Bid bond not included.
- Provide and install access control system.
- Provide portable toilets, dumpsters or removal of such.
- Provide and install any motors or pumps.
- Provide termination & testing of low voltage wiring associated with access control, cameras, fire alarm.
- Provide low voltage control panels, instruments, PLC's or equipment.
- Provide and install concrete conduit curbs, exterior and interior concrete pads for floor mounted equipment.
- Provide cutting and patching of existing surfaces for installation of new equipment.
- Provide patching of any surfaces damaged or removed to complete new installation.
- Power or Telephone Co. charges for temporary or permanent usage during project.

***LUMP SUM TOTAL INCLUDING THE SPEC'D GENSET…$11,391,600.00***

***LUMP SUM TOTAL INCLUDING THE ALTERNATE GENSET…$11,106,600.00***

- ODP for tax savings on generator cost.
  Spec'd genset per quote..***$2,017,200.00*** **112 weeks lead time**.
  Tax..***$140,904.00***

- Alt genset per quote..***$1,796,950.00*** **62 weeks lead time**.
  Tax..***$125,486.50***
  ***(Alt genset quoted with a smaller displacement than the spec'd. This lowers the overall quote as well as the lead time for the equipment), Quote is attached to this proposal along with the spec'd version.***

29252 U.S. Highway 27 / Dundee, Florida 33838-4285
Phone (863) 439-7401, (877) 439-7401, Fax (863) 439-2045
WWW.blsmithelectric.com

- ODP for tax savings on switchgear cost.
  Switchgear quote..***$1,727,500.00*** **62 weeks lead time**.
  Tax..***$120,625.00***

***Due to market volatility this quote is only valid for 30 days.***

Thank you for the opportunity to submit this proposal. This proposal is based on Mon. through Fri. workdays between the hours of 7AM-3:30PM. Any hours beyond the previously stated will incur additional charges.

**Cordially,**

***Darren Sellers***
**Chief Estimator**
Office: 863-439-7401
Direct: 863-289-0319
Mobile: 863-557-8781
Email: Darren@BLSmithElectric.com
License # EC13012111

**Proposal Name:** Manatee SERWRF Capacity Improvements Phase B

**Quote Name:** Base - 7/2025 Dwgs

**Proposal Number:** P-251026-5616125

**Quote Number:** Q-6439703

## Conditions of Sale

*This Quotation is subject to Coordinated Project Terms. See https://www.se.com/us/en/download/document/0100PL0043/*

Quoted price in currencies other than U.S. Dollars is per the annual Schneider Electric exchange guidance.
Quote is valid for 30 days. Quoted lead times are approximate and subject to change.

Schneider Electric reserves the right to amend, withdraw or otherwise alter this submission without penalty or charge as a result of any event beyond its control arising from or due to the current Covid-19 epidemic or events subsequent to this epidemic / pandemic including changes in laws, regulations, by laws or direction from a competent authority.

## Clarifications and Exceptions

### Included:

- Switchboard with Arc Flash Sensor System
- Panel
- Transformer
- Disconnects
- ATS
- Battery System
- Lighting Contactor
- Start-up, Training, Study
- Extended Warranty
- Witness Testing

| Seq # | Qty | Product Description |
|---|---|---|
| 1 | 1 | **Designation :** SWBD-HW<br>**Product Details:**<br>1 - Square D Custom Swbd-QED-2 Switchboard<br>---<br>Square D Custom Swbd<br>Designed and Tested in accordance with:<br>UL 891/NATIONAL ELECTRIC CODE/NEMA PB-2<br>System Voltage - 480Y/277V 3Ph 4W 60Hz<br>System Ampacity - 4000A<br>Source Description - Main-Tie-Main<br>Tin Plated Copper Main Bus<br>Neutral Bus - 100%<br>Max Available Fault Current (RMS) - 65kA<br>Enclosure - Type 1<br>Accessibility: Front Only<br>Control Power Transfer<br>Overhead Lifting Trolley for entire SWBD<br>Equipment Nameplate White Surface/Black Letters, Screw-on (Factory Installed)<br>Exterior Paint Color - ANSI 49<br>Lineup with MasterPact MTZ Breaker(s)<br>Ground Lug provided for each device<br>Copper Ground Bus<br>SIS Control Wire<br>Barriers between Sections<br>Auto Throw-over System With Custom Controls<br>. Standard Main-Tie-Main<br>. Transition Type - Open<br>. Automatic Retransfer Switch<br>. Preferred Source Selector<br>. Touchscreen HMI<br>Certified Test Report Required<br>Special: (1) Per Section - NEMA 1 Gasketed - - TAG # SP-16036<br>Special: (15) Per Lineup - SS nameplates screws - - TAG # SP-12208<br>Special: (2) Per Lineup - SEL-735 Meter (735#0403) - - TAG # TR-161074-1<br>Special: (2) Per Lineup - 3rd party device integration A - - TAG # TR-161074-5<br>Special: (4) Per Lineup - 3rd party device integration B - - TAG # TR-161074-6<br>Special: (2) Per Lineup - (3) 4kA meter class CT - - TAG # TR-161074-7<br>Special: (4) Per Lineup - (3) 4kA relay class CT - - TAG # TR-161074-8<br>Special: (6) Per Lineup - Custom CT mounting - - TAG # TR-161074-9<br>Special: (1) Per Lineup - Customer wiring request - - TAG # TR-161074-10<br>Special: (1) Per Lineup - PMO Integration (PMO) - - TAG # TR-161074-11<br>Special: (1) Per Lineup - Custom multi-source sys (MDGF) - - TAG # TR-161074-14<br>Special: (1) Per Lineup - 4kA Cu split bus - - TAG # TR-161074-15<br><br>Dimensions<br>---<br>2 - 42" Wide Section(s)<br>4 - 36" Wide Section(s)<br>2 - 48" Wide Section(s)<br>2 - 30" Wide Bussed Auxiliary Section(s) with Load Lugs<br>10 - 48" Deep Enclosure(s)<br>Dimensions: 384.00" W X 48" Max D X 91.5" H<br>Approximate Weight: 13875.00 lbs / 6293.70 kgs<br><br>Incoming Requirements |

---
Suitable for Use As Service Entrance -
Incoming One
Entry Point: Section 1, Through the Bottom
Connection Type: Cable
SPD with Surge Rating 320kA
Includes Surge Counter
SPD with Optional Remote Monitor

Suitable for Use As Service Entrance -
Incoming Two
Entry Point: Section 10, Through the Bottom
Connection Type: Cable
SPD with Surge Rating 320kA
Includes Surge Counter
SPD with Optional Remote Monitor

Mains
---
1 - 4000AF/4000AT 100% 3 Pole Stored Energy, Drawout Mounted Circuit Breaker, UL:
Type MTZ 3
Device Associated to Incoming One
Device Designation: MAIN 1
Micrologic X 6.0, Long Time, Short Time, Instantaneous, Ground Fault
DM - Individual Harmonics Analysis
DM - Energy Reduction Maintenance Setting (ERMS)
Overcurrent Trip Switch 1A/1B Form C Contact (SDE)
Auxiliary Switches 8A-8B
Programmable Contact Module, ESM
Shunt Trip - 120Vac
Second Shunt Trip - 120Vac
Drawout Crank
Contact Wear Indication - Visual
Padlock Attachment
Spring Charging Motor - 120Vac
Cradle Position Switches 1A/1B Form C (C/T/D)
Padlock Provisions on Cradle
Cradle Cell Keying
Energy Reduction Maintenance Switch
Shunt Close without Communications - 120Vac
Nameplate - White Surface / Black Letters, Screw-on (Factory Installed)
Special: (1) Per Device with TAG # TR-161074-2 - SEL751A (751A#27XW) -
Special: (1) Per Device with TAG # TR-161074-3 - PTs, Set of 3 (Lineside) -
Special: (1) Per Device with TAG # TR-161074-4 - PTs, Set of 3 (Loadside) -
1 - 4000AF/4000AT 100% 3 Pole Stored Energy, Drawout Mounted Circuit Breaker, UL:
Type MTZ 3
Device Associated to Incoming Two
Device Designation: MAIN 2
Micrologic X 6.0, Long Time, Short Time, Instantaneous, Ground Fault
DM - Individual Harmonics Analysis
DM - Energy Reduction Maintenance Setting (ERMS)
Overcurrent Trip Switch 1A/1B Form C Contact (SDE)
Auxiliary Switches 8A-8B
Programmable Contact Module, ESM
Shunt Trip - 120Vac
Second Shunt Trip - 120Vac
Drawout Crank

Contact Wear Indication - Visual
Padlock Attachment
Spring Charging Motor - 120Vac
Cradle Position Switches 1A/1B Form C (C/T/D)
Padlock Provisions on Cradle
Cradle Cell Keying
Energy Reduction Maintenance Switch
Shunt Close without Communications - 120Vac
Nameplate - White Surface / Black Letters, Screw-on (Factory Installed)
Special: (1) Per Device with TAG # TR-161074-3 - PTs, Set of 3 (Lineside) -
Special: (1) Per Device with TAG # TR-161074-4 - PTs, Set of 3 (Loadside) -
Special: (1) Per Device with TAG # TR-161074-2 - SEL751A (751A#27XW) -

Ties
---
1 - 4000AF/4000AT 100% 3 Pole Stored Energy, Drawout Mounted Circuit Breaker, UL:
Type MTZ 3
Device Designation: TIE 1
Micrologic X 6.0, Long Time, Short Time, Instantaneous, Ground Fault
DM - Individual Harmonics Analysis
DM - Energy Reduction Maintenance Setting (ERMS)
Overcurrent Trip Switch 1A/1B Form C Contact (SDE)
Auxiliary Switches 8A-8B
Programmable Contact Module, ESM
Shunt Trip - 120Vac
Second Shunt Trip - 120Vac
Drawout Crank
Contact Wear Indication - Visual
Padlock Attachment
Spring Charging Motor - 120Vac
Cradle Position Switches 1A/1B Form C (C/T/D)
Padlock Provisions on Cradle
Cradle Cell Keying
Energy Reduction Maintenance Switch
Shunt Close without Communications - 120Vac
Nameplate - White Surface / Black Letters, Screw-on (Factory Installed)
Special: (1) Per Device with TAG # TR-161074-4 - PTs, Set of 3 (Loadside) -
Special: (1) Per Device with TAG # TR-161074-3 - PTs, Set of 3 (Lineside) -
Special: (1) Per Device with TAG # TR-161074-2 - SEL751A (751A#27XW) -

Feeders
---

Devices Associated to Main 1:

1 - 1600AF/1200AT 100% 3 Pole Stored Energy, Drawout Mounted Circuit Breaker, UL:
Type MTZ 2
Micrologic X 6.0, Long Time, Short Time, Instantaneous, Ground Fault
DM - Energy Reduction Maintenance Setting (ERMS)
Auxiliary Switches 4A-4B
Overcurrent Trip Switch 1A/1B Form C Contact (SDE)
Programmable Contact Module, ESM

Drawout Crank
Contact Wear Indication - Visual
Cradle Position Switches 1A/1B Form C (C/T/D)
Cradle Cell Keying
Energy Reduction Maintenance Switch
Nameplate - White Surface / Black Letters, Screw-on (Factory Installed)
2 - 1200AS/1200AT 480V 80% Rated 65 kA 3 Pole UL, Group Mounted Electronic Trip Circuit Breaker: Type PJ
Power Trip Unit, Long Time, Short Time, Instantaneous, Ground Fault
Overcurrent Trip Switch 1A/1B Form C
Energy Reduction Maintenance Switch
Nameplate - White Surface / Black Letters, Screw-on (Factory Installed)
1 - 400AS/150AT 480V 80% Rated 100 kA 3 Pole UL, Group Mounted Electronic Trip Circuit Breaker: Type LL
Ammeter Trip Unit, Long Time, Short Time, Instantaneous, Ground Fault
Nameplate - White Surface / Black Letters, Screw-on (Factory Installed)

Devices Associated to Main 2:

1 - 4000AF/4000AT 100% 3 Pole Stored Energy, Drawout Mounted Circuit Breaker, UL: Type MTZ 3
Device Designation: TIE 2
Micrologic X 6.0, Long Time, Short Time, Instantaneous, Ground Fault
DM - Individual Harmonics Analysis
DM - Energy Reduction Maintenance Setting (ERMS)
Auxiliary Switches 4A-4B
Overcurrent Trip Switch 1A/1B Form C Contact (SDE)
Programmable Contact Module, ESM
Drawout Crank
Contact Wear Indication - Visual
Cradle Position Switches 1A/1B Form C (C/T/D)
Cradle Cell Keying
Energy Reduction Maintenance Switch
Nameplate - White Surface / Black Letters, Screw-on (Factory Installed)
Special: (1) Per Device with TAG # TR-161074-3 - PTs, Set of 3 (Lineside) -
Special: (1) Per Device with TAG # TR-161074-4 - PTs, Set of 3 (Loadside) -
Special: (1) Per Device with TAG # TR-161074-12 - Add tie to PLC order (PMO) -
Special: (1) Per Device with TAG # TR-161074-13 - MDGF for add main/tie/gen -
Special: (1) Per Device with TAG # TR-161074-2 - SEL751A (751A#27XW) -
2 - 1200AS/1200AT 480V 80% Rated 65 kA 3 Pole UL, Group Mounted Electronic Trip Circuit Breaker: Type PJ
Power Trip Unit, Long Time, Short Time, Instantaneous, Ground Fault
Overcurrent Trip Switch 1A/1B Form C
Energy Reduction Maintenance Switch
Nameplate - White Surface / Black Letters, Screw-on (Factory Installed)
1 - 400AS/150AT 480V 80% Rated 100 kA 3 Pole UL, Group Mounted Electronic Trip Circuit Breaker: Type LL

Ammeter Trip Unit, Long Time, Short Time,
Instantaneous, Ground Fault
Nameplate - White Surface / Black
Letters, Screw-on (Factory Installed)
1 - 1600AF/1200AT 100% 3 Pole Stored Energy,
Drawout Mounted Circuit Breaker, UL:
Type MTZ 2
Micrologic X 6.0, Long Time, Short Time,
Instantaneous, Ground Fault
DM - Energy Reduction Maintenance Setting
(ERMS)
Auxiliary Switches 4A-4B
Overcurrent Trip Switch 1A/1B Form C
Contact (SDE)
Programmable Contact Module, ESM
Drawout Crank
Contact Wear Indication - Visual
Cradle Position Switches 1A/1B Form C
(C/T/D)
Cradle Cell Keying
Energy Reduction Maintenance Switch
Nameplate - White Surface / Black
Letters, Screw-on (Factory Installed)

| Seq # | Qty | Product Description |
|---|---|---|
| 2 | 1 | **Designation :** PLC ATO<br>**Product Details:**<br>1 - PLCATOAS400NNNSY-PLC - Hardware Included<br>In Office Days: 13<br>On Site Days: 7<br>Project Management Included<br>1 - DZPLCAS400NNS-In Office Days: 13<br><br>1 - OSPLCAS400NNS-On Site Days: 7<br><br>1 - PMPLCAS400NNS-Project Management Included<br><br>Please click the following link for onsite work T&Cs: https://download.schneider-electric.com/files?&p_Doc_Ref=0100PL1901 |

| Seq # | Qty | Product Description |
|---|---|---|
| 3 | 1 | **Designation :** SERVICES ATO S/U ASST<br>**Product Details:**<br>1 - SRVINSOTHEACS-EAC Services<br>----------<br>SCOPE OF WORK<br><br>Schneider Electric Services will provide one (1) Field Service Representative for two (2) days, up to eight (8) hours each day to support performance checkout of Automatic Throwover System.<br><br>Unless otherwise noted, an outage will be required to perform the work. Duration of this outage to be determined at time of scheduling. If any additional electrical or mechanical<br>defects are found during our investigation, these will be brought to your immediate attention. Authorization for these repairs and their costs will be agreed upon before any additional work is performed.<br><br>----------<br><br>CLARIFICATIONS<br><br>This quote assumes that the end-user location is within a 60-mile radius of Tampa, FL.<br><br>-Emergency Call must be placed through normal process (project manager/after-hours support).<br>-No guarantee of repair within the four-hour period. If warranted, SE Representative will arrive on-site and troubleshoot only within the four-hour window.<br>-Terms of Advantage Service Plan order still apply. The response time does not cover any additional warranty on parts or labor. |

---

CUSTOMER RESPONSIBILITIES

Schedule power outage with the local utility or production and absorb all related costs.
Provide lighting and 120V power with GFI for Field Services' on site electrical equipment, if required.
Provide qualified personnel to de-energize or re-energize equipment as defined by NFPA70E.
Provide qualified personnel to lock out equipment and verify zero energy state as defined by NFPA70E.
Provide qualified individual for grounding of equipment as required.
Provide proper workspace clear of obstruction with adequate temporary lighting for the walk ways and emergency exits. NOTE: Work will not commence until adequate lighting is in place.
Provide a phone with defined emergency contact and site location in event of an emergency.
Provide an authorized person to sign all manifests for asbestos and PCB wastes, if any
Labor and expense cost over runs due to:
--Delays by others
--Lack of equipment readiness for services outline herein

---

WORK NOT INCLUDED

-Any site-specific meetings or customer specific safety or clearance training greater than one hour conducted during the date of service or required outside the dates of service.
-Development of switching procedures and-or MOPs.
-Update of original factory order drawings, unless otherwise noted.
-Additional site visits or meetings beyond that required to perform the scope of work above

---

SCHEDULE

-Services should be scheduled at least 10 working days in advance, 20 days for holidays, and cancelled at least two working days in advance of scheduled start of service.

---

Labor Type

This job is being quoted for work to be performed during normal working hours (M-F 8:00 AM - 5:00 PM excluding Schneider Electric holidays) unless otherwise noted.

---

| Seq # | Qty | Product Description |
|---|---|---|
| 4 | 1 | **Designation :** SEL RELAY PROG<br>**Product Details:**<br>1 - DPPRTCTRLIOSETO-Protection Relay Programming for: 4 relays<br>Protection Relay Programming (In-Office): 4<br>relays<br>Protection Relay Programming (Onsite): 4<br>relays<br>Protection Relay Programming (PM)<br>1 - DPPRTCTRLOSETO-Protection Relay Programming (Onsite): 4<br>relays<br>1 - DPPRTCTRLIOSETO-Protection Relay Programming (PM) |

| Seq # | Qty | Product Description |
|---|---|---|
| 5 | 1 | **Designation :** WITNESS TESTING<br>**Product Details:**<br>1 - QED2 Switchboards Witness Test-QED2 Switchboard<br>QED2 Switchboard Witness Testing & Inspection<br>Allows a visitor to witness standard quality control electrical tests and allows for physical inspection as well.<br>Factory witness tests conducted are per ANSI standards and our standard QC for that product.<br>If additional tests beyond factory standard are required, additional charges will be required. Any additional tests included with this quote are noted above as "Non-Standard Tests Required.<br>0010 Sections, 001 Days (est) |

| Seq # | Qty | Product Description |
|---|---|---|
| 6 | 1 | **Designation :** AF Relay HW (Loop)<br>**Product Details:**<br>1 - DPPRTCTRLETO-PCA Protection & CTRL Systems Hardware Line<br>Containing:<br>Qty 4 - Fiber Loops - C80401S08XX<br>PCA Protection & CTRL Systems Hardware Line<br>Containing:<br>Qty 0 - Fiber Loop - Fully Built - C80409S25XX |

| Seq # | Qty | Product Description |
|---|---|---|
| 7 | 1 | **Designation :** AF Relay HW (ST Connector<br>**Product Details:**<br>1 - DPPRTCTRLETO-PCA Protection & CTRL Systems Hardware Line<br>Containing: |

| Seq # | Qty | Product Description |
|---|---|---|
| 8 | 1 | **Designation :** AF Relay HW (Point)<br>**Product Details:**<br>1 - DPPRTCTRLETO-PCA Protection & CTRL Systems Hardware Line<br>Containing:<br>PCA Protection & CTRL Systems Hardware Line<br>Containing:<br>Qty 0 - REL52803 |

| Seq # | Qty | Product Description |
|---|---|---|
| 9 | 1 | **Designation :** AF Proj Management<br>**Product Details:**<br>1 - DPPRTCTRLETO-PCA Protection & CTRL Systems Hardware Line<br>Containing: |

| Seq # | Qty | Product Description |
|---|---|---|
| 10 | 1 | **Designation :** AF Engg. Services<br>**Product Details:**<br>1 - DPPRTCTRLETO-PCA Protection & CTRL Systems Hardware Line<br>Containing: |

| Seq # | Qty | Product Description |
|---|---|---|
| 11 | 1 | **Designation :** AF Install & Config<br>**Product Details:**<br>1 - DPPRTCTRLETO-PCA Protection & CTRL Systems Hardware Line<br>Containing:<br>PCA Protection & CTRL Systems Hardware Line |

Containing:

| Seq # | Qty | Product Description |
|---|---|---|
| 12 | 1 | **Designation :** AF On-Site Testing<br>**Product Details:**<br>1 - DPPRTCTRLETO-PCA Protection & CTRL Systems Hardware Line<br>Containing:<br>PCA Protection & CTRL Systems Hardware Line<br>Containing: |

| Seq # | Qty | Product Description |
|---|---|---|
| 13 | 1 | **Designation :** 24V DC BATTERY SYSTEM<br>**Product Details:** 24V DC BATTERY SYSTEM-JOB REFERENCE #: Q-6439703<br>QUOTE NUMBER: 11032504BA<br>PROJECT NAME: MANATEE SERWRF PHASE B<br>DATE: 11/04/2025<br>Detailed Quote provided in the SEA Documentation Tab.<br>Equipment Summary Table |

| Item | Qty | Description | Brand | Model | |
|---|---|---|---|---|---|
| 001 | 1 | 24VDC Battery/Rack | EnerSys | 2DDmP50-09FR | |
| 002 | 1 | Spill Containment | Concentric | WUL 21-25 | |
| 003 | 1 | Battery Monitoring System | BatteryDAQ | ST-1202-CON | |
| 004 | 1 | NEMA1 Battery Enclosure | Concentric | 363686N1 | |
| 005 | 1 | Battery Charger | HindlePower | ATEV1024050E240MM12XXXXX1 | |
| 006 | 1 | DC Panelboard | HindlePower | DCP38150XXXXXXX2XTXSXXXX1 | |

Services Summary Table

| Item | Qty | Description | Brand | Model | |
|---|---|---|---|---|---|
| 007 | 1 | BMS Installation and Commissioning (On Site) | Concentric | 2DDmP50-09FR | |

| Seq # | Qty | Product Description |
|---|---|---|
| 14 | 1 | **Designation :** PP-401<br>**Product Details:**<br>1 - NQ SPD Panel (INTERIOR)-NQ Panelboard<br>Consisting of<br>208Y/120V 3Ph 4W 60Hz SCCR: 22kA<br>Fully Rated<br>SPD 80kA per Phase/40kA per Mode<br>SPD line to grd protect<br>w/SPD Surge Counter<br>w/SPD Remote Monitor<br>w/SPD Dry Contacts<br>Single Main: 225A/3P QD Circuit Breaker<br>Incoming Conductors: 1 - #4 - 300 kcmil<br>Bus: 225A Rated Copper: Silver/Tin Plated<br>CU Ground Bar<br>54 Circuit Interior<br>Type 1,Box: 50H x 20W x 5.75D<br>Incoming: Bottom Trim: Surface - Hinged<br>Box Cat No: MH50 Front Cat No: NC50SHR<br>Ref. Drawing: PBA707HR<br>Feeders:<br>2 - 40A/2P QOB-VH<br>1 - 20A/2P QOB-VH<br>33 - 20A/1P QOB-VH<br>1 - 30A/3P QOB-VH SPD DISC<br>Optional Features:<br>Standard Panel (Box Ahead),Copper Solid Neutral,SPD Model SBA,Copper Ground Bar<br>Standard Nameplate:<br>Engraved as Follows<br>Line 1: PP-401<br>Size: 3.50" Wide x 1.00" High (Std)<br>Color: White Surface / Black Letters<br>Plastic/Adhesive - Screw-on<br>1 - MH50-PANELBOARD ENCLOSURE/BOX TYPE 1 50H 20W |

1 - NC50SHR-PANELBOARD COVER/TRIM NF TYPE 1 S HR 50H

| Seq # | Qty | Product Description |
|---|---|---|
| 15 | 1 | **Designation :** XFMR-401<br>**Product Details:**<br>1 - EXN45T3HF-Transformer Dry Type 45kVA 480D208Y<br>Transformer Type: DOE 2016 EX or EXN<br>Transformer Rating: 45kVA<br>Transformer Phase: Three Phase<br>Primary Voltage: 480V Delta<br>Secondary Voltage: 208Y/120V<br>Transformer Taps: 6 - 2.5% 2+4- Taps<br>Frequency: 60Hz<br>Transformer Winding Material: Aluminum<br>Sound Level: 39DB<br>Insulation & Temperature: Class 220 (H), 115<br>Deg C<br>Enclosure Material: Standard Painted ANSI 49<br>Grey<br>UL Labeled<br>Primary Lug Kits: DASKP100<br>Secondary Lug Kits: DASKGS250<br>1 - DASKP100-DASKP100 LUG KIT<br><br>1 - DASKGS250-MECHANICAL LUG KITS |

| Seq # | Qty | Product Description |
|---|---|---|
| 16 | 1 | **Designation :** Battery Charger<br>**Product Details:**<br>1 - VHU361-HDSS TYPE1 600V 30 AMP 3 POLE unFuse<br>Enclosure Type: Type 1<br>Fuse Capability: Non-fusible<br>Max System Voltage: 600 Vac / 600 Vdc<br>Switch Current Rating: 30A<br>System Used: 3 Wire (3 Poles)<br>Covering View Window: Factory Add<br>Ground Lug: GTK03C<br>Processed by ACE 2.0 - 04172018<br>1 - GTK03C-KIT EQUIPMENT GROUND CU |

| Seq # | Qty | Product Description |
|---|---|---|
| 17 | 2 | **Designation :** AGS WAS Pumps<br>**Product Details:**<br>2 - VHU361SSGL-HDSS TYPE4X 600V 30 AMP 3 POLE unFuse<br>Enclosure Type: Type 4X<br>Stainless Steel Options: Stainless Steel (316)<br>Fuse Capability: Non-fusible<br>Max System Voltage: 600 Vac / 600 Vdc<br>Switch Current Rating: 30A<br>System Used: 3 Wire (3 Poles)<br>Covering View Window: Factory Add<br>Ground Lug: Include<br>Processed by ACE 2.0 - 04172018 |

| Seq # | Qty | Product Description |
|---|---|---|
| 18 | 4 | **Designation :** Transfer Pumps<br>**Product Details:**<br>4 - VHU363SSGL-HDSS TYPE4X 600V 100 AMP 3 POLE unFuse<br>Enclosure Type: Type 4X<br>Stainless Steel Options: Stainless Steel (316)<br>Fuse Capability: Non-fusible<br>Max System Voltage: 600 Vac / 600 Vdc<br>Switch Current Rating: 100A<br>System Used: 3 Wire (3 Poles)<br>Covering View Window: Factory Add |

Electrical Interlock Kits: EIK1
Ground Lug: Include
Processed by ACE 2.0 - 04172018
4 - EIK1-KIT ELECTRICAL INTERLOCK SWITCH

| Seq # | Qty | Product Description |
|---|---|---|
| 19 | 4 | **Designation :** AGS Blowers<br>**Product Details:**<br>4 - HU365SS-SW,NOT FUSIBLE 400A NEMA 4,4X,5,316 SS<br>Enclosure Type: Type 4X<br>Stainless Steel Options: Stainless Steel (316)<br>Fuse Capability: Non-fusible<br>Max System Voltage: 600 Vac / 600 Vdc<br>Switch Current Rating: 400A<br>System Used: 3 Wire (3 Poles)<br>Electrical Interlock Kits: EIK40601<br>Ground Lug: PKOGTC3<br>Processed by ACE 2.0 - 04172018<br>4 - EIK40601-KIT ELECTRICAL INTERLOCK SWITCH<br><br>4 - PKOGTC3-HDSS EQUIP GROUND ASSY 240&600V 400&600A |

| Seq # | Qty | Product Description |
|---|---|---|
| 20 | 3 | **Designation :** Aerators<br>**Product Details:**<br>3 - HU365SS-SW,NOT FUSIBLE 400A NEMA 4,4X,5,316 SS<br>Enclosure Type: Type 4X<br>Stainless Steel Options: Stainless Steel (316)<br>Fuse Capability: Non-fusible<br>Max System Voltage: 600 Vac / 600 Vdc<br>Switch Current Rating: 400A<br>System Used: 3 Wire (3 Poles)<br>Electrical Interlock Kits: EIK40601<br>Ground Lug: PKOGTC3<br>Processed by ACE 2.0 - 04172018<br>3 - EIK40601-KIT ELECTRICAL INTERLOCK SWITCH<br><br>3 - PKOGTC3-HDSS EQUIP GROUND ASSY 240&600V 400&600A |

| Seq # | Qty | Product Description |
|---|---|---|
| 21 | 2 | **Designation :** AC-1,2<br>**Product Details:**<br>2 - VHU362SSGL-HDSS TYPE4X 600V 60 AMP 3 POLE unFuse<br>Enclosure Type: Type 4X<br>Stainless Steel Options: Stainless Steel (316)<br>Fuse Capability: Non-fusible<br>Max System Voltage: 600 Vac / 600 Vdc<br>Switch Current Rating: 60A<br>System Used: 3 Wire (3 Poles)<br>Covering View Window: Factory Add<br>Ground Lug: Include<br>Processed by ACE 2.0 - 04172018 |

| Seq # | Qty | Product Description |
|---|---|---|
| 22 | 1 | **Designation :** Generator Area LC<br>**Product Details:**<br>1 - 8903LF60V02CG101-Class 8903 Multi-pole lighting contactor<br>Class 8903 Multi-pole lighting contactor<br>8903LF60V02CG101<br>Contactor rating - 20 Amps Tung/Res,30 Amps<br>Ballast<br>Non-combination lighting contactor<br>6 pole device<br>With 6 NO and 0 NC contacts.<br>Type 1 Flush mount enclosure |

Separate control source selected
with 120V 60Hz coil
Auxiliary contacts -
None
Control units supplied
C - HAND-OFF-AUTO selector switch
Pilot lights supplied
None
G101 - Addition of photoelectric receptacle
with photo cell
Revision - 10/30/2025 - (S20250930/S20250930)
10/30/2025 6:42:30 PM

| Seq # | Qty | Product Description |
|---|---|---|
| 23 | 1 | **Designation :** Start-up<br>**Product Details:**<br>1 - SRVSQDSER-Startup Services - Straight Time<br>The following startup scope of work is Schneider Electric's manufacturer recommended scope of work for Startup Services.<br><br>Schneider Electric will perform the Scope of Work per Schneider Electric document 1910DB1302-120213 Scopes of Work for Electrical Acceptance Testing.<br>Work will be performed during Straight Time (any scheduled 8 hour period between 06:00 and 18:00 hours Monday thru Friday).<br><br>Startup scope of work includes Schneider Electric technician supervision during energization of equipment. Quote price is based on energization during final day of inspection and testing.<br><br>To allow us to better service your needs, please contact Schneider Electric Services a minimum of 4-6 weeks prior to date of service. Lead times are not guaranteed, but requests less than 4-6 weeks may result in additional charges based on FSR availability and required logistics. To schedule dates of service, please contact your local Schneider Electric project manager or call: 1-888-778-2733.<br>Additionally, to avoid repricing, startup must be performed within 3 months of equipment ship date. Formal report to be issued electronically within 2 weeks of service completion.<br><br>**********<br>Following user entered devices included in startup:<br>None<br>**********<br><br>12 month complimentary extended warranty.<br>Schneider Electric Services is pleased to offer a complimentary 12 month warranty extension above and beyond our standard warranty and any purchased extended warranties.<br>The 12 month warranty extension only applies to equipment that is successfully tested, started up, invoiced by SE, and paid in full by the customer. |

Qty 1 - QED Switchboard
Designation: SWBD-HW
1 - 12MTHEXTWARRWSTUP-SIBS 12 MO EXTENDED WARRANTY W/ STARTUP
Schneider Electric Services is pleased to
offer a complimentary 12 month warranty
extension above and beyond our standard
warranty and any purchased extended
warranties.
The 12 month warranty extension only
applies to equipment that is successfully
tested, started up, invoiced by SE, and
paid in full by the customer.

| Seq # | Qty | Product Description |
|---|---|---|
| 24 | 1 | **Designation :** Training<br>**Product Details:**<br>1 - SRVTTRFUNSIBS-2 days of Product Training<br>Without Video Taping<br>Maximum Number of Participants 10<br>Pricing is only valid for the contiguous<br>United States |

| Seq # | Qty | Product Description |
|---|---|---|
| 25 | 1 | **Designation :** System Study<br>**Product Details:** SRVINAAARCETO-Schneider Electric Engineering Services, LLC |

We are pleased to quote Arc Flash, Arc Flash Labels, Short Circuit, Time Current Coordination for Manatee SERWRF Capacity Improvements Phase B per E00.017, E00.020, E00.022, E00.023, E00.025, E00.027, E00.028 and specifications with the following exception(s)/clarification(s).

Exception(s)

- This quote does not include label installation.

- This quote does not include setting/testing overcurrent devices. Please contact Schneider Electric Services for a quote to set/test the breakers.

Clarification(s)
- The scope of work for this study is limited to new Square D brand equipment and pertinent existing equipment, immediately line- and load-side of the new equipment, necessary for the analysis to be completed.

- CUSTOMER INSTALLED – The labeling requirements will be based on the following arc flash labeling practice. The arc flash labeling practice on this job will consist of two labels: (1) An Arc Flash Information label and (2) a general safety label. The Arc Flash Information label is printed with values produced by a Schneider Electric Engineering Services, LLC analysis and is field installed. The general safety label is factory installed on new Square D brand equipment and will be provided for field installation on electrical equipment lacking these labels. Refer to 0180IB0802 (Arc-Flash Label Installation Instruction Bulletin) which shows samples and describes our offer in detail.

- Data collection shall be provided by the electrical contractor at no cost to Schneider Electric Engineering Services, LLC.

The price (distr. net.) for performing the referenced analysis is given in the table below. This quote is subject to the services and billing agreement for Schneider Electric Engineering Services, LLC.
Engineering services included in this quote will be performed by a firm licensed to perform engineering in the jurisdiction where the services are offered. Please note that it is the responsibility of the Sales Engineer to enter this quotation into Salesforce.

When entering this quote in Q2C/SE Advantage, please have Sales Ops enter all information in the table below into the corresponding Q2C/SE Advantage fields (Bold Font) on the Bill of Materials (BOM) screen. Each row in the table reflects a separate line item (Ln Nbr) on the BOM.

***Note: To enter an additional catalog description / sub line description in Q2C, select the line and right click on the line item, then choose Catalog Descriptions.

Have you tried the SE Advantage pricing tool for studies? It's capable of pricing the majority of power system studies associated with new equipment sales, the pricing tool will generate study quote line items on demand in a few minutes. If you are unable to use the SE Advantage Pricing Tool, please use the SE Advantage

| Seq # | Qty | Product Description |
|---|---|---|
| 26 | 1 | **Designation :** EcoCare Warranty |

**Product Details:**
1 - ECOCAREESSP-EcoCare ESS Plan - Power Products
Type of Plan: Essential
Term of Plan: 5 Years
Total Quantity of Assets: 10

Access to mySchneider portal.
Direct access to Premium support, 8x5 24x7
Premium support upgrade - 2h
8 hours response on-site service (labor not included)
10% labor discount, travel not included
Customer Success Management
20% parts discount
Connected services Hub support 24x7
Only connected assets are eligible for Continuous Remote Monitoring and Alarming
10% practical on-site training discount
Member rates on other services and events

Product Type QED Switchboard
Designation: SWBD-HW
Qty of Assets 10
Preventive Maintenance: No
Preventive Maintenance outside normal hours: No
10 - ECOESSLV5Y-EcoCare Ess LV 5Y
Designation: SWBD-HW
Qty of Assets 10
Preventive Maintenance: No
Preventive Maintenance outside normal hours: No

27 1

| #1 | ATS | AMPS: 0150 | QTY: 1 |
|---|---|---|---|

| | | | | | |
|---|---|---|---|---|---|
| Product | : | 7000 Series Transfer Switches | Catalog Number | : | J7ADTSA30150N5XL,30AA,31BG1 |
| Service Voltage / Hz | : | 480V/60Hz | Optional Accessories | : | 30AA,31BG1 |
| Bypass Isolation | : | Not Applicable | Product Description | : | 7000 Series, Automatic Delayed Transition Transfer Switch |
| No. of Switched Poles: 3 | : | 3 | Neutral Configuration | : | Solid [A] |
| Withstand Rating:<br>Frame = J, Switch Rating = 0150, Series = 7000 | : | See WCR Table Below | No. of Cables & Lug Size | : | 1, #4 AWG to 600 MCM or (2) 1/0 AWG to 250 MCM |
| Enclosure | : | 12(L)-UL Type 12 Enclosure | Service | : | Three Phase, 4-wire |
| Extended Warranty | : | Not Included | Markings | : | Item1: ATS-401 |
| Shipping to Zip Code | : | 34210 | Included | | |
| Start Up Price to Zip Code | : | Included in Pricing Summary at the Bottom of the Quote | Zip Code : | : | 34210 |
| Estimated Shipment Period: | : | | 12 - 14 Week(s) (after final approval and release to Manufacturer) | | |
| Unit Start Up Hours: | : | | 4 | | |

| # | ACCESSORY DESCRIPTIONS | |
|---|---|---|
| | Accessory Code | Description |
| 1 | 30AA | Load shedding circuit initiated by opening of customer supplied contact to match generator set capacity to the load. Relay de-energization opens emergency contactor, disconnecting the load from the emergency source. If the normal source is acceptable the normal source contactor is closed to connect the load to the normal source when the load is reconnected to normal. The control panel is reset in readiness for the next normal source failure. |
| 2 | 31BG1 | Status Relay Bundle- Provides dry contacts for each of the following statuses, (2) Form-C contacts for Normal Source Acceptability, (2) Form-C contacts for Emergency Source Acceptability, and (4) Form-C Contacts for Pre/Post Transfer Signaling. Each set of contacts is rated for 6A at 120Vac, 250Vac Max. |

SMITH
ELECTRICAL CONTRACTORS
B. L. SMITH ELECTRIC, INC.

TO: Estimating Dept. May 22, 2026
RE: Manatee SEWRF Capacity Exp. PH-B (Revised)

Gentlemen,

Please accept this proposal based on drawings dated July 25 and includes addendums 1& 2. Below is a list of what is included and what is not. Please call with any questions.

**WORK INCLUDED:**

- Provide and install schedule 80 PVC conduit for direct burial, and schedule 40 for concrete encased, all with PVC coated aluminum 90's and stub up's per drawings and specs.
- Provide reinforced concrete on all underground duct banks per drawings and specs.
- Provide grounding of structures, racks, and equipment as required.
- Provide installation of FPL supplied conduit installed underground with a 4" cap per drawings. (FPL Wire, Equipment, and terminations by others)
- Provide and install new 480V-3/0-3W-4000A-MTM switchgear. (BOM included)
- Provide and install Panelboards, ATS's, and Transformers for building 4 per drawings and specs. (BOM included)
- Provide and install wire, labor, and equipment necessary to provide temporary power for 6 existing aerators to be replaced. (Aerators will be replaced 1 at a time to limit down time)
- Provide and install new manholes per drawings for completion of ductbanks that were installed in PH-A.
- Provide and install new disconnects and lighting for new AGS pump station, and new WAS pump station.
- Provide and install grounding of all new structures and equipment per drawings.
- Provide and install control and instrumentation wiring missing from drawings on aerators replacements.
- Provide and install new lighting at AGS blower structure.
- Provide and install 2 new concrete light poles and 3 aluminum light poles at new switchgear building and gensets.
- Provide disconnects and VFD cable for all new AGS blowers.
- Provide and install conduit, wire, fixtures, for new AGS structure, as well as installation of instruments supplied by others not installed inline.
- Provide and install aluminum conduit for all above ground installations.
- Provide all excavation and backfill for underground conduits.
- Provide and install lightning protection system.
- Provide 3rd party testing as required per specs.
- Provide all new wiring per drawings.
- Provide new structure and site lighting per drawings.
- Provide installation of control panels, field installed instruments supplied by others.
- Provide temporary power for trailers and site as required.
- Provide, Test, and Terminate Fiber optic cable.
- Provide performance & payment bond.

29252 U.S. Highway 27 / Dundee, Florida 33838-4285
Phone (863) 439-7401, (877) 439-7401, Fax (863) 439-2045
WWW.blsmithelectric.com

**WORK NOT INCLUDED:**

- Provide dewatering for underground conduit, manholes, and equipment.
- Provide physical installation of generator, fuel tanks, assembly of fuel system, assembly of misc parts shipped with generator. (Exhaust, fuel piping, intake system, neutral ground resistors) Provide fuel for testing and final fill, concrete pads, generator control panels, and equipment for offloading on site.
- Provide GPR of existing grounds.
- Provide VFD and motor control equipment, only installation only provided. (Equipment by others)
- Patching and refurbishing of finished grade after installation.
- Provide installation of RTU tower or antenna provided by others.
- Provide and install any electrical buildings of concrete or manufactured.
- Bid bond not included.
- Provide and install access control system.
- Provide portable toilets, dumpsters or removal of such.
- Provide and install any motors or pumps.
- Provide termination & testing of low voltage wiring associated with access control, cameras, fire alarm.
- Provide low voltage control panels, instruments, PLC's or equipment.
- Provide and install concrete conduit curbs, exterior and interior concrete pads for floor mounted equipment.
- Provide cutting and patching of existing surfaces for installation of new equipment.
- Provide patching of any surfaces damaged or removed to complete new installation.
- Power or Telephone Co. charges for temporary or permanent usage during project.

***LUMP SUM TOTAL INCLUDING THE SPEC'D GENSET…$11,391,600.00***

***LUMP SUM TOTAL INCLUDING THE ALTERNATE GENSET…$11,106,600.00***

- ODP for tax savings on generator cost.
  Spec'd genset per quote..***$2,017,200.00*** **112 weeks lead time**.
  Tax..***$140,904.00***

- Alt genset per quote..***$1,796,950.00*** **62 weeks lead time**.
  Tax..***$125,486.50***
  ***(Alt genset quoted with a smaller displacement than the spec'd. This lowers the overall quote as well as the lead time for the equipment), Quote is attached to this proposal along with the spec'd version.***

- ODP for tax savings on switchgear cost.
  Switchgear quote..***$1,727,500.00*** **62 weeks lead time**.
  Tax..***$120,625.00***

***Due to market volatility this quote is only valid for 30 days.***

Thank you for the opportunity to submit this proposal. This proposal is based on Mon. through Fri. workdays between the hours of 7AM-3:30PM. Any hours beyond the previously stated will incur additional charges.

**Cordially,**

***Darren Sellers***
**Chief Estimator**
Office: 863-439-7401
Direct: 863-289-0319
Mobile: 863-557-8781
Email: Darren@BLSmithElectric.com
License # EC13012111

# MANATEE COUNTY

# SOUTHEAST WATER RECLAMATION FACILITY

# CAPACITY IMPROVEMENTS

# PHASE B

# INSTRUMENTATION & CONTROLS

## REV 1

**Date: 5/19/2026**
**Proposal #:** PCI 2025-103

PCI Vetrix
6996 Anderson Rd.
Tampa, FL 33634

**From:**

Hassan Ajami, PE, CAP
Vice President
PCI

## OVERVIEW

PCI is pleased to have an opportunity to provide the following proposal for Phase B of the Manatee County Southeast Water Reclamation Facility Capacity Improvements projects. The following sub-projects will be provided in our proposal:

- Meetings, Submittals, Training
- Control Panels & Spare Parts
- Instrumentation
- Startup & Testing
- Fiber

This proposal is based on PCI's understanding and interpretation of the following documentation:

- SEWRF Capacity Improv – Ph B IFC Conformed Set
- Manatee SERWRF Capacity Imp Phase B IFC Technical Specifications

## SCOPE

PCI's work scope for this proposal will include the following:

**Meetings, Workshops & Submittals**

- Attend the construction phase project meetings
- Develop and Submit the following
    - Control Panel layouts
    - Test Plans
    - Training Manuals
    - Loop Drawings
    - O&M Manual
    - As-Built Drawings
- Conduct the following training sessions
    - Operations Training – 4 x 4-hour sessions, held twice per day
    - Maintenance Training – 2 x 4-hour sessions, held twice per day

**Control Panels & Spare Parts**

- Develop the detailed designs for the Scada & Headworks panels
    - SP-23
        - Nema12 1-Door Enclosure
        - Rockwell/AB 5069-L320ER PLC
        - IO Modules
            - DI – Qty 2
            - AI – Qty 1
        - Stratix 5800 Ethernet Switch – Qty 1

        - Panel Mounted SCADA PC + Monitor
        - UPS
        - Modbus Converter – Qty 1
        - Fiber-Ethernet Media Converter – Qty 2
        - Surge Supressors – Power, Analog, Digital
    - Fiber Patch Panels – Qty 2
        - EB-4
        - Blower Building 2
    - Pushbutton Panels, 2-Button – Qty 9
        - 2-Position Selector Switch – Qty 1
        - Pushbutton – Qty 1
    - Pushbutton Panels, 1-Button – Qty 4
        - 2-Position Selector Switch – Qty 1
- Procure and assemble the panels at PCI's facility in Tampa, FL
- Conduct internal and Factory testing on the panels
    - Unwitnessed FAT
    - Witnessed FAT
    - PCI will provide test PLC programs for IO checkout
    - SP-23 control panel will be available for the Engineer and Owner to conduct their own software testing.
- Package and ship to the project site
- Provide the following Spare Parts
    - PLC Module – Qty 1
    - Digital Input Module – Qty 2
    - Analog Input Module – Qty 2
    - 24VDC Power Supply – Qty 2
    - Network Switch – Qty 1
    - Fiber-Ethernet Media Converter – Qty 1
    - Modbus Converter – Qty 1
    - Power Surge Supressor – Qty 1
    - Analog Signal Surge Supressor – Qty 5
    - Digital Signal Surge Supressor – Qty 5

**Instrumentation**

- Procure the following instruments
    - Sonic Flow Meter – Qty 2
        - FE/FIT-34101 is listed in the specifications but is not on the drawings. Drawing I34.001 was in the 90% set but is missing from the IFC set.
    - Level Float Switch – Qty 2
    - Radar Level Sensor – Qty 1
    - Pressure Gauge – Qty 6
        - 2 with diaphragm seals
        - PI-34101/102/103/104 are listed in the specifications but are not on the drawings. Drawing I34.001 was in the 90% set but is missing from the IFC set.

- Perform calibration and startup on the instruments supplied by PCI

**Startup & Testing**

- Verify network connectivity between the new equipment and the Scada system
- Conduct Loop Checkout of field signals to the new PLC and the plant's Scada system
- Perform internal system startup testing
- Conduct startup of the system
    - Verify monitored signals
    - Verify control from the plant's Scada system
    - Participate in the Operational Readiness Test
    - Participate in the System Acceptance Test

**Fiber**

- Provide two (2) 12-strand MM fiber cables
    - FO-10 – EB.4 to EB.5
    - FO-11 – EB.4 to Blower Building 2
- Perform fiber termination and testing

## CLARIFICATIONS

This proposal includes the following exceptions/clarifications:

- Only Phase B equipment is included.
- AGS and other Vendors supplied systems and equipment are by others.
- Programming and related submittals, startup, testing, and training are excluded.
- SCADA licenses for the new OIT are existing.
- SCADA and Camera workstations and hardware listed in 13330 are excluded.
- Mechanical equipment and work are by others.
- Wiring and conduit will be provided by others.
- Field installation of equipment is by others.
- Vega Radar level instrument is provided in place of the specified E+H Ultrasonic.

## COMMERCIAL

**Total: $388,173.00**

- **Sales Tax is included.**
- **Bond cost is not included and can be provided upon request.**
- **Project pricing is based on PCI receiving a PO for the complete scope outline above.**

**Terms & Conditions:**

- This proposal is valid for 90 days from the date above.
- Shipping costs are included to PCI's office in Tampa, Florida
- If the purchase order is cancelled after being awarded to PCI, all labor and/or materials used on the project will be invoiced up to the time the written cancellation notice is received by PCI.
- Payment terms: Net 30 days

Thank you very much for opportunity. If you have any questions concerning this proposal, please contact Hassan Ajami at (813) 392-3340.

Sincerely,

Hassan Ajami, PE, CAP
Vice President
PCI, LLC
hajami@pci-vetrix.com

EXHIBIT B, ALLOWANCE ITEMS

Included in Exhibit A

EXHIBIT C, ASSUMPTIONS AND CLARIFICATIONS

Included in Exhibit A

EXHIBIT D, PROJECT SCHEDULE

Included in Exhibit A

EXHIBIT E, ALTERNATE PRICES

Not applicable

EXHIBIT F, UNIT PRICES

Not Applicable

**EXHIBIT No. __G_ AFFIDAVIT OF NO CONFLICT**

STATE OF Florida

COUNTY OF Hillsborough

BEFORE ME, the undersigned authority, this day personally appeared

Raymond Torrejon [Insert Name], as

District Manager [Insert Title] of

PCL Construction, Inc. [Insert Company Name],

with full authority to bind, (hereinafter referred to as Company) who being first duly sworn, deposes and says that Company:

(a) Is not currently engaged and will not become engaged in any obligations, undertakings or contracts that will require Company to maintain an adversarial role against the County or that will impair or influence the advice, recommendations or quality of work provided to the County; and

(b) Has provided full disclosure of all potentially conflicting contractual relationships and full disclosure of contractual relationships deemed to raise a question of conflict(s); and

(c) Has provided full disclosure of prior work history and qualifications that may be deemed to raise a possible question of conflict(s).

Affiant makes this Affidavit for the purpose of inducing Manatee County, a political subdivision of the State of Florida, to enter into this Agreement No. 21- R077666CD

Dated this 6 day of August, 2026.

Signature of Affiant

The foregoing instrument was sworn to and acknowledged before me this 6 day of August, 2026, by Raymond Torrejon, as District Manager of PCL Construction, Inc. He / she is personally known to me or has produced _____ as identification.

Notary Public, State of Florida at Large

Commission No. April 30, 2030

KRISTAL COHEN
Notary Public
State of Florida
Comm# HH779377
Expires 4/30/2030

EXHIBIT H, CERTIFICATE OF INSURANCE

# CERTIFICATE OF LIABILITY INSURANCE

DATE (MM/DD/YYYY): 08/04/2026

**THIS CERTIFICATE IS ISSUED AS A MATTER OF INFORMATION ONLY AND CONFERS NO RIGHTS UPON THE CERTIFICATE HOLDER. THIS CERTIFICATE DOES NOT AFFIRMATIVELY OR NEGATIVELY AMEND, EXTEND OR ALTER THE COVERAGE AFFORDED BY THE POLICIES BELOW. THIS CERTIFICATE OF INSURANCE DOES NOT CONSTITUTE A CONTRACT BETWEEN THE ISSUING INSURER(S), AUTHORIZED REPRESENTATIVE OR PRODUCER, AND THE CERTIFICATE HOLDER.**

**IMPORTANT: If the certificate holder is an ADDITIONAL INSURED, the policy(ies) must have ADDITIONAL INSURED provisions or be endorsed. If SUBROGATION IS WAIVED, subject to the terms and conditions of the policy, certain policies may require an endorsement. A statement on this certificate does not confer rights to the certificate holder in lieu of such endorsement(s).**

| | |
|---|---|
| **PRODUCER**<br>MARSH USA LLC.<br>155 N. WACKER, SUITE 1200<br>CHICAGO, IL 60661<br><br>CN102628835--STDP-26-27 CIV | **CONTACT NAME:** Marsh \| Business & Client Services<br>**PHONE (A/C, No, Ext):** (866) 966-4664 **FAX (A/C, No):**<br>**E-MAIL ADDRESS:** Chicago.CertRequest@marsh.com |
| **INSURED**<br>PCL Construction, Inc.<br>1711 W. Greentree Drive, Suite 201<br>Tempe, AZ 85284 | **INSURER(S) AFFORDING COVERAGE** — **NAIC #**<br>**INSURER A :** Old Republic Insurance Company — 24147<br>**INSURER B :** Indian Harbor Insurance Company — 36940<br>**INSURER C :**<br>**INSURER D :**<br>**INSURER E :**<br>**INSURER F :** |

**COVERAGES** **CERTIFICATE NUMBER:** CHI-011245964-00 **REVISION NUMBER:** 0

THIS IS TO CERTIFY THAT THE POLICIES OF INSURANCE LISTED BELOW HAVE BEEN ISSUED TO THE INSURED NAMED ABOVE FOR THE POLICY PERIOD INDICATED. NOTWITHSTANDING ANY REQUIREMENT, TERM OR CONDITION OF ANY CONTRACT OR OTHER DOCUMENT WITH RESPECT TO WHICH THIS CERTIFICATE MAY BE ISSUED OR MAY PERTAIN, THE INSURANCE AFFORDED BY THE POLICIES DESCRIBED HEREIN IS SUBJECT TO ALL THE TERMS, EXCLUSIONS AND CONDITIONS OF SUCH POLICIES. LIMITS SHOWN MAY HAVE BEEN REDUCED BY PAID CLAIMS.

| INSR LTR | TYPE OF INSURANCE | ADDL INSD | SUBR WVD | POLICY NUMBER | POLICY EFF (MM/DD/YYYY) | POLICY EXP (MM/DD/YYYY) | LIMITS | |
|---|---|---|---|---|---|---|---|---|
| A | X **COMMERCIAL GENERAL LIABILITY**<br>CLAIMS-MADE X OCCUR<br>GEN'L AGGREGATE LIMIT APPLIES PER:<br>POLICY X PRO-JECT LOC<br>OTHER: | | | MWZY 313941-26<br>GENERAL LIABILITY EXCESS | 07/01/2026 | 07/01/2027 | EACH OCCURRENCE<br>DAMAGE TO RENTED PREMISES (Ea occurrence)<br>MED EXP (Any one person)<br>PERSONAL & ADV INJURY<br>GENERAL AGGREGATE<br>PRODUCTS - COMP/OP AGG<br>EXCESS LIMIT | $ 2,000,000<br>$ 2,000,000<br>$ 10,000<br>$ 2,000,000<br>$ 2,000,000<br>$ 2,000,000<br>$ 8,000,000 |
| A | **AUTOMOBILE LIABILITY**<br>X ANY AUTO<br>OWNED AUTOS ONLY<br>HIRED AUTOS ONLY<br>SCHEDULED AUTOS<br>NON-OWNED AUTOS ONLY | | | MWTB 313942-26 | 07/01/2026 | 07/01/2027 | COMBINED SINGLE LIMIT (Ea accident)<br>BODILY INJURY (Per person)<br>BODILY INJURY (Per accident)<br>PROPERTY DAMAGE (Per accident) | $ 2,000,000<br>$<br>$<br>$ |
| B | X **UMBRELLA LIAB** X OCCUR<br>**EXCESS LIAB** CLAIMS-MADE<br>DED RETENTION $ | | | CPX742008713 | 07/01/2026 | 07/01/2027 | EACH OCCURRENCE<br>AGGREGATE | $ 20,000,000<br>$ 20,000,000 |
| A | **WORKERS COMPENSATION AND EMPLOYERS' LIABILITY** Y / N<br>ANYPROPRIETOR/PARTNER/EXECUTIVE OFFICER/MEMBER EXCLUDED? N<br>**(Mandatory in NH)**<br>If yes, describe under DESCRIPTION OF OPERATIONS below | N / A | | MWC 313940-26 (AK AL AR AZ CA CO DC FL GA HI ID IL IN KY LA MA MD MN MS MT NC NV OR OK PA SC SD TN TX VA WI) | 07/01/2026 | 07/01/2027 | X PER STATUTE OTH-ER<br>E.L. EACH ACCIDENT<br>E.L. DISEASE - EA EMPLOYEE<br>E.L. DISEASE - POLICY LIMIT | <br>$ 2,000,000<br>$ 2,000,000<br>$ 2,000,000 |
| B | CONTRACTORS PROFESSIONAL LIABILITY (SIR applies per | | | CEO744694810 policy terms & conditions.) | 07/01/2026 | 07/01/2027 | PER CLAIM<br>AGGREGATE | 10,000,000<br>10,000,000 |

**DESCRIPTION OF OPERATIONS / LOCATIONS / VEHICLES (ACORD 101, Additional Remarks Schedule, may be attached if more space is required)**

Design Build Phase B Agreement 21-R077666CD; Manatee County - Southeast Regional Water Reclamation Facility

**CERTIFICATE HOLDER**

Manatee County Government
Attn: Chris Daley Purchasing Division
1112 Manatee Ave West, Suite 803
Bradenton, FL 34205

**CANCELLATION**

**SHOULD ANY OF THE ABOVE DESCRIBED POLICIES BE CANCELLED BEFORE THE EXPIRATION DATE THEREOF, NOTICE WILL BE DELIVERED IN ACCORDANCE WITH THE POLICY PROVISIONS.**

**AUTHORIZED REPRESENTATIVE of Marsh USA LLC**

Marsh USA LLC

**© 1988-2016 ACORD CORPORATION. All rights reserved.**

**ACORD 25 (2016/03)** **The ACORD name and logo are registered marks of ACORD**

**AGENCY CUSTOMER ID:** CN102628835
**LOC #:** Chicago

# ADDITIONAL REMARKS SCHEDULE



| | |
|---|---|
| **AGENCY** MARSH USA LLC. | **NAMED INSURED** PCL Construction, Inc. 1711 W. Greentree Drive, Suite 201 Tempe,AZ 85284 |
| **POLICY NUMBER** | |
| **CARRIER** / **NAIC CODE** | **EFFECTIVE DATE:** |

**ADDITIONAL REMARKS**

**THIS ADDITIONAL REMARKS FORM IS A SCHEDULE TO ACORD FORM,**
**FORM NUMBER:** 25 **FORM TITLE:** Certificate of Liability Insurance

**ACORD 101 (2008/01)** **© 2008 ACORD CORPORATION. All rights reserved.**
**The ACORD name and logo are registered marks of ACORD**

XL Insurance

# Endorsement

**ENDORSEMENT #1**

This endorsement, effective 12:01 a.m., August 6, 2026 forms a part of

Policy No. US00147611CA25A issued to PCL Construction Enterprises, Inc.

by XL Insurance America, Inc.

**THIS ENDORSEMENT CHANGES THE POLICY. PLEASE READ IT CAREFULLY.**

**GENERAL CHANGE ENDORSEMENT**

This endorsement modifies insurance provided under the following:

**MASTER BULDERS RISK POLICY NUMBER**: **US00075798CA23A**

**PROJECT ENDORSEMENT OF INSURANCE**

Expiration Date shown on Endorsement of Insurance US00147611CA25A is amended as follows:

1. The Expiration Date is amended to September 11, 2029.

2. In respect to the extended term expiration date, the following additional terms and conditions apply:

GMP3 valued at $60,469,107 is added effective August 6, 2026.

**PROJECT DESCRIPTION** is amended in part to add:

*GMP3 work consists of capacity expansion and rehabilitation improvements at the existing wastewater treatment facility, including construction of new Aerobic Granular Sludge (AGS) treatment basins and influent pumping facilities, oxidation ditch and aeration system upgrades, electrical and control building additions, standby power systems, instrumentation and SCADA enhancements, process piping, yard piping, site civil work, and associated utility, structural, electrical, and controls infrastructure required to increase treatment capacity and improve plant reliability and nutrient removal performance.*

| **Estimated "Total Project Value" Value Declared at Policy Inception** | | | |
|---|---|---|---|
| **a.** | Total construction contract value of all "Insured Property", of every kind and description including labor costs that will be expended in the "Insured Project"**,** including all site General Conditions, construction management fees, and contractor's profit and overhead; plus | $ | 106,282,846 |
| | **Estimated "Total Project Value":** | **$** | **106,282,846** |


© 2010 X.L. America, Inc. All Rights Reserved.
May not be copied without permission.

| | | | | |
|---|---|---|---|---|
| **PROJECT LIMIT OF LIABILITY** | | **$106,282,846** | Any One **OCCURRENCE** During The Certificate Period | |
| | | | | |
| Accumulative Sublimits | a. | **$106,282,846** | Physical LOSS to the **INSURED PROJECT** | |
| | t. | **$106,282,846** | in respect of **COST OF MAKING GOOD AMENDMENT / LEG3/06** | |
| | | | | |
| Non-Accumulative Sublimits | | | | |
| | c. | **$106,282,846** | **EARTH MOVEMENT** | Annual Aggregate |

Additional Premium: $1,654,402 (100% Minimum and Earned Premium)

All other terms, conditions, limitations and exclusions of this policy remain unchanged.


© 2010 X.L. America, Inc. All Rights Reserved.
May not be copied without permission.

EXHIBIT I, PUBLIC CONSTRUCTION BOND

# RIDER

To be attached to and form part of:

| | |
|---|---|
| Bond Number | K41867607, 107904854, 47-SUR-300199-01-0154, 285074721 |
| issued by the | FEDERAL INSURANCE COMPANY, TRAVELERS CASUALTY AND SURETY COMPANY OF AMERICA, BERKSHIRE HATHAWAY SPECIALTY INSURANCE COMPANY, LIBERTY MUTUAL INSURANCE COMPANY |
| on behalf of | PCL CONSTRUCTION, INC.<br>(Principal) |
| and in favor of | MANATEE COUNTY<br>(Obligee) |

Now therefore, it is agreed that in consideration of the premium charged, the attached bond shall be amended as follows:

**The Bond Amount shall be amended:**

**FROM:** **$48,224,966.54**

**TO:** **$108,694,073.54**

It is further understood and agreed that all other terms and conditions of this bond shall remain unchanged.

This Rider is to be Effective this 10th day of August, 2026.

Signed, Sealed & Dated this 10th day of August, 2026.

PCL CONSTRUCTION, INC.
(Principal)

By: _____
Erick Wahlstrom
Assistant Secretary

FEDERAL INSURANCE COMPANY
TRAVELERS CASUALTY AND SURETY COMPANY OF AMERICA
BERKSHIRE HATHAWAY SPECIALTY INSURANCE COMPANY
LIBERTY MUTUAL INSURANCE COMPANY
(Surety)

By: _____
Tara A. Maquinto, Attorney-in-Fact

CHUBB

# Power of Attorney

## Federal Insurance Company | Vigilant Insurance Company | Pacific Indemnity Company
## Westchester Fire Insurance Company | ACE American Insurance Company

**Know All by These Presents,** that **FEDERAL INSURANCE COMPANY,** an Indiana corporation, **VIGILANT INSURANCE COMPANY,** a New York corporation, **PACIFIC INDEMNITY COMPANY,** a Delaware corporation, **WESTCHESTER FIRE INSURANCE COMPANY** and **ACE AMERICAN INSURANCE COMPANY** corporations of the Commonwealth of Pennsylvania, do each hereby constitute and appoint Richard Casas, Corinne Chapman, Samantha Chierici, Jessica B. Dempsey, George F. Douaire V, Derek J. Elston, Kristin L Hannigan, Jennifer L. Jakaitis, Victoria Johnson, Nicholas Kertesz, Tara A. Maquinto, Robert Nachreiner, Roger Paraison, Jean Torres, Sarah Toulouse Ventola, Aerie Walton, Susan A. Welsh, Sandra M. Winsted and Dartonya Wright of Chicago, Illinois

each as their true and lawful Attorney-in-Fact to execute under such designation in their names and to affix their corporate seals to and deliver for and on their behalf as surety thereon or otherwise, bonds and undertakings and other writings obligatory in the nature thereof (other than bail bonds) given or executed in the course of business, and any instruments amending or altering the same, and consents to the modification or alteration of any instrument referred to in said bonds or obligations.

**In Witness Whereof,** said **FEDERAL INSURANCE COMPANY, VIGILANT INSURANCE COMPANY, PACIFIC INDEMNITY COMPANY, WESTCHESTER FIRE INSURANCE COMPANY and ACE AMERICAN INSURANCE COMPANY** have each executed and attested these presents and affixed their corporate seals on this 1st day of **May, 2026.**

Rupert HD Swindells, Assistant Secretary

Stephen M. Haney, Vice President

STATE OF NEW JERSEY
County of Hunterdon ss.

On this 1st day of **May, 2026** before me, a Notary Public of New Jersey, personally came Rupert HD Swindells and Stephen M. Haney, to me known to be Assistant Secretary and Vice President, respectively, of FEDERAL INSURANCE COMPANY, VIGILANT INSURANCE COMPANY, PACIFIC INDEMNITY COMPANY, WESTCHESTER FIRE INSURANCE COMPANY and ACE AMERICAN INSURANCE COMPANY, the companies which executed the foregoing Power of Attorney, and the said Rupert HD Swindells and Stephen M. Haney, being by me duly sworn, severally and each for himself did depose and say that they are Assistant Secretary and Vice President, respectively, of FEDERAL INSURANCE COMPANY, VIGILANT INSURANCE COMPANY, PACIFIC INDEMNITY COMPANY, WESTCHESTER FIRE INSURANCE COMPANY and ACE AMERICAN INSURANCE COMPANY and know the corporate seals thereof, that the seals affixed to the foregoing Power of Attorney are such corporate seals and were thereto affixed by authority of said Companies; and that their signatures as such officers were duly affixed and subscribed by like authority.

Notarial Seal

Stacy J Loftin
NOTARY PUBLIC OF NEW JERSEY
No. 50175208
COMMISSION EXPIRES OCT 15, 2026

Notary Public

## CERTIFICATION

Resolutions adopted by the Boards of Directors of FEDERAL INSURANCE COMPANY, VIGILANT INSURANCE COMPANY, and PACIFIC INDEMNITY COMPANY on August 30, 2016; WESTCHESTER FIRE INSURANCE COMPANY on December 11, 2006; and ACE AMERICAN INSURANCE COMPANY on March 20, 2009:

"RESOLVED, that the following authorizations relate to the execution, for and on behalf of the Company, of bonds, undertakings, recognizances, contracts and other written commitments of the Company entered into in the ordinary course of business (each a "Written Commitment"):

(1) Each of the Chairman, the President and the Vice Presidents of the Company is hereby authorized to execute any Written Commitment for and on behalf of the Company, under the seal of the Company or otherwise.

(2) Each duly appointed attorney-in-fact of the Company is hereby authorized to execute any Written Commitment for and on behalf of the Company, under the seal of the Company or otherwise, to the extent that such action is authorized by the grant of powers provided for in such person's written appointment as such attorney-in-fact.

(3) Each of the Chairman, the President and the Vice Presidents of the Company is hereby authorized, for and on behalf of the Company, to appoint in writing any person the attorney-in-fact of the Company with full power and authority to execute, for and on behalf of the Company, under the seal of the Company or otherwise, such Written Commitments of the Company as may be specified in such written appointment, which specification may be by general type or class of Written Commitments or by specification of one or more particular Written Commitments.

(4) Each of the Chairman, the President and the Vice Presidents of the Company is hereby authorized, for and on behalf of the Company, to delegate in writing to any other officer of the Company the authority to execute, for and on behalf of the Company, under the Company's seal or otherwise, such Written Commitments of the Company as are specified in such written delegation, which specification may be by general type or class of Written Commitments or by specification of one or more particular Written Commitments.

(5) The signature of any officer or other person executing any Written Commitment or appointment or delegation pursuant to this Resolution, and the seal of the Company, may be affixed by facsimile on such Written Commitment or written appointment or delegation.

FURTHER RESOLVED, that the foregoing Resolution shall not be deemed to be an exclusive statement of the powers and authority of officers, employees and other persons to act for and on behalf of the Company, and such Resolution shall not limit or otherwise affect the exercise of any such power or authority otherwise validly granted or vested."

I, Rupert HD Swindells, Assistant Secretary of FEDERAL INSURANCE COMPANY, VIGILANT INSURANCE COMPANY, PACIFIC INDEMNITY COMPANY, WESTCHESTER FIRE INSURANCE COMPANY and ACE AMERICAN INSURANCE COMPANY (the "Companies") do hereby certify that

(i) the foregoing Resolutions adopted by the Board of Directors of the Companies are true, correct and in full force and effect,
(ii) the foregoing Power of Attorney is true, correct and in full force and effect.

Given under my hand and seals of said Companies at Whitehouse Station, NJ, this August 10, 2026

Rupert HD Swindells, Assistant Secretary

IN THE EVENT YOU WISH TO VERIFY THE AUTHENTICITY OF THIS BOND OR NOTIFY US OF ANY OTHER MATTER, PLEASE CONTACT US AT:
Telephone (908) 903-3493 Fax (908) 903-3656 e-mail: surety@chubb.com

Combined: FED-VIG-PI-WFIC-AAIC (rev. 11-19)

TRAVELERS

**Travelers Casualty and Surety Company of America**
**Travelers Casualty and Surety Company**
**St. Paul Fire and Marine Insurance Company**

## POWER OF ATTORNEY

Travelers Casualty and Surety Company of America, Travelers Casualty and Surety Company, and St. Paul Fire and Marine Insurance Company are corporations duly organized under the laws of the State of Connecticut (herein collectively called the "Companies"), and the Companies do hereby make, constitute and appoint **Tara A Maquinto** of **CHICAGO** , **Illinois** , their true and lawful Attorney(s)-in-Fact to sign, execute, seal and acknowledge any and all bonds, recognizances, conditional undertakings and other writings obligatory in the nature thereof on behalf of the Companies in their business of guaranteeing the fidelity of persons, guaranteeing the performance of contracts and executing or guaranteeing bonds and undertakings required or permitted in any actions or proceedings allowed by law.

**IN WITNESS WHEREOF**, the Companies have caused this instrument to be signed, and their corporate seals to be hereto affixed, this **13th** day of **May, 2026.**

SEAL SEAL SEAL

State of Connecticut

By: _____
Bryce Grissom, Senior Vice President

City of Hartford ss.

On this the **13th** day of **May, 2026**, before me personally appeared **Bryce Grissom**, who acknowledged himself to be the Senior Vice President, Surety, Bond & Specialty Insurance, of each of the Companies, and that he, as such, being authorized so to do, executed the foregoing instrument for the purposes therein contained by signing on behalf of said Companies by himself as a duly authorized officer.

**IN WITNESS WHEREOF**, I hereunto set my hand and official seal.

My Commission expires the **31st** day of **March, 2031**

NOTARY PUBLIC

_____
Marie E. Sorensen, Notary Public

This Power of Attorney is granted under and by the authority of the following resolutions adopted by the Boards of Directors of each of the Companies, which resolutions are now in full force and effect, reading as follows:

**RESOLVED**, that the Chairman, the President, any Vice Chairman, any Executive Vice President, any Senior Vice President, any Vice President, any Second Vice President, the Treasurer, any Assistant Treasurer, the Corporate Secretary or any Assistant Secretary may appoint Attorneys-in-Fact and Agents to act for and on behalf of the Company and may give such appointee such authority as his or her certificate of authority may prescribe to sign with the Company's name and seal with the Company's seal bonds, recognizances, contracts of indemnity, and other writings obligatory in the nature of a bond, recognizance, or conditional undertaking, and any of said officers or the Board of Directors at any time may remove any such appointee and revoke the power given him or her; and it is

**FURTHER RESOLVED**, that the Chairman, the President, any Vice Chairman, any Executive Vice President, any Senior Vice President or any Vice President may delegate all or any part of the foregoing authority to one or more officers or employees of this Company, provided that each such delegation is in writing and a copy thereof is filed in the office of the Secretary; and it is

**FURTHER RESOLVED**, that any bond, recognizance, contract of indemnity, or writing obligatory in the nature of a bond, recognizance, or conditional undertaking shall be valid and binding upon the Company when (a) signed by the President, any Vice Chairman, any Executive Vice President, any Senior Vice President or any Vice President, any Second Vice President, the Treasurer, any Assistant Treasurer, the Corporate Secretary or any Assistant Secretary and duly attested and sealed with the Company's seal by a Secretary or Assistant Secretary; or (b) duly executed (under seal, if required) by one or more Attorneys-in-Fact and Agents pursuant to the power prescribed in his or her certificate or their certificates of authority or by one or more Company officers pursuant to a written delegation of authority; and it is

**FURTHER RESOLVED**, that the signature of each of the following officers: President, any Executive Vice President, any Senior Vice President, any Vice President, any Assistant Vice President, any Secretary, any Assistant Secretary, and the seal of the Company may be affixed by facsimile to any Power of Attorney or to any certificate relating thereto appointing Resident Vice Presidents, Resident Assistant Secretaries or Attorneys-in-Fact for purposes only of executing and attesting bonds and undertakings and other writings obligatory in the nature thereof, and any such Power of Attorney or certificate bearing such facsimile signature or facsimile seal shall be valid and binding upon the Company and any such power so executed and certified by such facsimile signature and facsimile seal shall be valid and binding on the Company in the future with respect to any bond or understanding to which it is attached.

I, **Kevin E. Hughes**, the undersigned, Assistant Secretary of each of the Companies, do hereby certify that the above and foregoing is a true and correct copy of the Power of Attorney executed by said Companies, which remains in full force and effect.

Dated this **10th** day of **August** , **2026** .

SEAL SEAL SEAL

_____
Kevin E. Hughes, Assistant Secretary

***To verify the authenticity of this Power of Attorney, please call us at 1-800-421-3880.***
***Please refer to the above-named Attorney(s)-in-Fact and the details of the bond to which this Power of Attorney is attached.***

47-SUR-300199-01-0154

BHSI

BERKSHIRE HATHAWAY SPECIALTY INSURANCE

# Power Of Attorney

## BERKSHIRE HATHAWAY SPECIALTY INSURANCE COMPANY
## NATIONAL INDEMNITY COMPANY / NATIONAL LIABILITY & FIRE INSURANCE COMPANY

Know all men by these presents, that **BERKSHIRE HATHAWAY SPECIALTY INSURANCE COMPANY and NATIONAL INDEMNITY COMPANY**, corporation existing under and by virtue of the laws of the State of Nebraska, and **NATIONAL LIABILITY & FIRE INSURANCE COMPANY**, a corporation existing under and by virtue of the laws of the State of Connecticut (hereinafter collectively the "Companies"), pursuant to and by the authority granted as set forth herein, do hereby name, constitute and appoint **Tara A. Maquinto, Susan A. Welsh, Sandra M. Winsted, Derek J. Elston, Jessica B. Dempsey, Judith A. Lucky-Eftimov, Aerie Walton, Samantha Chierici, Corinne Chapman, Roger Paraison, Kristin L. Hannigan, Jean Torres, Nicholas Kertesz, Dartonya Wright** located at **200 East Randolph St, Aon Center of the city of Chicago, State of Illinois** as their true and lawful attorney(s)-in-fact to make, execute, seal, acknowledge, and deliver, for and on their behalf as surety and as their act and deed, any and all undertakings, bonds, bid related commitments to include surety consents, surety consents for release or reduction of retained percentages, final estimates on engineering and construction contracts or other such writings obligatory in the nature thereof, in pursuance of these presents, the execution of which shall be as binding upon the Companies as if it has been duly signed and executed by their regularly elected officers in their own proper persons. **This authority for the Attorney-in-Fact shall be limited to the execution of the attached bond(s) or other such related writings obligatory in the nature thereof as described herein.**

In witness whereof, this Power of Attorney has been subscribed by an authorized officer of the Companies, and the corporate seals of the Companies have been affixed hereto this date 17th of September, 2025. This Power of Attorney is made and executed pursuant to and by authority of the Bylaws, Resolutions of the Board of Directors, and other Authorizations of **BERKSHIRE HATHAWAY SPECIALTY INSURANCE COMPANY, NATIONAL INDEMNITY COMPANY** and **NATIONAL LIABILITY & FIRE INSURANCE COMPANY**, which are in full force and effect, each reading as appears on the back page of this Power of Attorney, respectively. **The following seals of the Companies and signatures by authorized officer of the Companies may be affixed by facsimile or digital format, which shall be deemed the equivalent of and constitute the written signatures of such officer of the Companies and original seals of the Companies for all purposes regarding this Power of Attorney, including satisfaction of any signature and seal requirements on any and all undertakings, bonds, or other such writings obligatory in the nature thereof, to which this Power of Attorney applies.**

**BERKSHIRE HATHAWAY SPECIALTY INSURANCE COMPANY,**

By: _____
David Fields, Executive Vice President

**NATIONAL INDEMNITY COMPANY, NATIONAL LIABILITY & FIRE INSURANCE COMPANY,**

By: _____
David Fields, Vice President

NOTARY
State of Massachusetts, County of Suffolk, ss:
On this 17th day of September, 2025 before me appeared David Fields, Executive Vice President of **BERKSHIRE HATHAWAY SPECIALTY INSURANCE COMPANY** and Vice President of **NATIONAL INDEMNITY COMPANY** and **NATIONAL LIABILITY & FIRE INSURANCE COMPANY**, who being duly sworn, says that his capacity is as designated above for such Companies; that he knows the corporate seals of the Companies; that the seals affixed to the foregoing instrument are such corporate seals; that they were affixed by order of the board of directors or other governing body of said Companies pursuant to its Bylaws, Resolutions and other Authorizations, and that he signed said instrument in that capacity of said Companies.
[Notary Seal]

CAITLIN NICOLE BOYDEN
Notary Public
Commonwealth of Massachusetts
My Commission Expires
September 7, 2029

Notary Public

I, Ralph Tortorella III, the undersigned, Officer of **BERKSHIRE HATHAWAY SPECIALTY INSURANCE COMPANY, NATIONAL INDEMNITY COMPANY** and **NATIONAL LIABILITY & FIRE INSURANCE COMPANY**, do hereby certify that the above and foregoing is a true and correct copy of the Power of Attorney executed by said Companies which is in full force and effect and has not been revoked. IN TESTIMONY WHEREOF, see hereunto affixed the seals of said Companies this August 10, 2026.

Ralph Tortorella III, Officer

BHSIC, NICO & NLF POA (8 2025)

To verify the authenticity of this Power of Attorney please contact us at: BHSI Surety Department, Berkshire Hathaway Specialty Insurance Company, 100 Federal Street, 7th Floor, Boston, MA 02110 | (770-625-2516) or by email at BHSIBonds@bhspecialty.com THIS POWER OF ATTORNEY IS VOID IF ALTERED

Notify us of a claim: 24-hour toll free number (855) 453-9675, email surety.notices@bhspecialty.com , fax (617)507-8259, or mail.

# POWER OF ATTORNEY

Liberty Mutual Insurance Company
The Ohio Casualty Insurance Company
West American Insurance Company

Certificate No: 8216621 - 285057

**KNOWN ALL PERSONS BY THESE PRESENTS:** That The Ohio Casualty Insurance Company is a corporation duly organized under the laws of the State of New Hampshire, that Liberty Mutual Insurance Company is a corporation duly organized under the laws of the State of Massachusetts, and West American Insurance Company is a corporation duly organized under the laws of the State of Indiana (herein collectively called the "Companies"), pursuant to and by authority herein set forth, does hereby name, constitute and appoint, Aerie Walton, Corinne Chapman, Derek J. Elston, George F. Douaire V, Jean Torres, Jennifer L. Jakaitis, Jessica B. Dempsey, Kristin L. Hannigan, Melissa L. Fortier, Nicholas Kertesz, Richard Casa, Roger Paraison, Samantha Chierici, Sandra M. Winsted, Sarah Toulouse Ventola, Susan A. Welsh, Tara A. Maquinto, Victoria Johnson

all of the city of Chicago state of IL each individually if there be more than one named, its true and lawful attorney-in-fact to make, execute, seal, acknowledge and deliver, for and on its behalf as surety and as its act and deed, any and all undertakings, bonds, recognizances and other surety obligations, in pursuance of these presents and shall be as binding upon the Companies as if they have been duly signed by the president and attested by the secretary of the Companies in their own proper persons.

**IN WITNESS WHEREOF,** this Power of Attorney has been subscribed by an authorized officer or official of the Companies and the corporate seals of the Companies have been affixed thereto this 4th day of August, 2026.

Liberty Mutual Insurance Company
The Ohio Casualty Insurance Company
West American Insurance Company

By: _____
Nathan J. Zangerle, Assistant Secretary

State of PENNSYLVANIA
County of MONTGOMERY ss

On this 4th day of August, 2026 before me personally appeared Nathan J. Zangerle, who acknowledged himself to be the Assistant Secretary of Liberty Mutual Insurance Company, The Ohio Casualty Company, and West American Insurance Company, and that he, as such, being authorized so to do, execute the foregoing instrument for the purposes therein contained by signing on behalf of the corporations by himself as a duly authorized officer.

**IN WITNESS WHEREOF,** I have hereunto subscribed my name and affixed my notarial seal at Plymouth Meeting, Pennsylvania, on the day and year first above written.

Commonwealth of Pennsylvania - Notary Seal
Teresa Pastella, Notary Public
Montgomery County
My commission expires March 28, 2029
Commission number 1126044
Member, Pennsylvania Association of Notaries

By: _____
Teresa Pastella, Notary Public

This Power of Attorney is made and executed pursuant to and by authority of the following By-laws and Authorizations of The Ohio Casualty Insurance Company, Liberty Mutual Insurance Company, and West American Insurance Company which resolutions are now in full force and effect reading as follows:

**ARTICLE IV – OFFICERS:** Section 12. Power of Attorney.
Any officer or other official of the Corporation authorized for that purpose in writing by the Chairman or the President, and subject to such limitation as the Chairman or the President may prescribe, shall appoint such attorneys-in-fact, as may be necessary to act in behalf of the Corporation to make, execute, seal, acknowledge and deliver as surety any and all undertakings, bonds, recognizances and other surety obligations. Such attorneys-in-fact, subject to the limitations set forth in their respective powers of attorney, shall have full power to bind the Corporation by their signature and execution of any such instruments and to attach thereto the seal of the Corporation. When so executed, such instruments shall be as binding as if signed by the President and attested to by the Secretary. Any power or authority granted to any representative or attorney-in-fact under the provisions of this article may be revoked at any time by the Board, the Chairman, the President or by the officer or officers granting such power or authority.

**ARTICLE XIII – Execution of Contracts:** Section 5. Surety Bonds and Undertakings.
Any officer of the Company authorized for that purpose in writing by the chairman or the president, and subject to such limitations as the chairman or the president may prescribe, shall appoint such attorneys-in-fact, as may be necessary to act in behalf of the Company to make, execute, seal, acknowledge and deliver as surety any and all undertakings, bonds, recognizances and other surety obligations. Such attorneys-in-fact subject to the limitations set forth in their respective powers of attorney, shall have full power to bind the Company by their signature and execution of any such instruments and to attach thereto the seal of the Company. When so executed such instruments shall be as binding as if signed by the president and attested by the secretary.

**Certificate of Designation** – The President of the Company, acting pursuant to the Bylaws of the Company, authorizes Nathan J. Zangerle, Assistant Secretary to appoint such attorneys-in-fact as may be necessary to act on behalf of the Company to make, execute, seal, acknowledge and deliver as surety any and all undertakings, bonds, recognizances and other surety obligations.

**Authorization** – By unanimous consent of the Company's Board of Directors, the Company consents that facsimile or mechanically reproduced signature of any assistant secretary of the Company, wherever appearing upon a certified copy of any power of attorney issued by the Company in connection with surety bonds, shall be valid and binding upon the Company with the same force and effect as though manually affixed.

I, Renee C. Llewellyn, the undersigned, Assistant Secretary, The Ohio Casualty Insurance Company, Liberty Mutual Insurance Company, and West American Insurance Company do hereby certify that the original power of attorney of which the foregoing is a full, true and correct copy of the Power of Attorney executed by said Companies, is in full force and effect and has not been revoked.

**IN TESTIMONY WHEREOF,** I have hereunto set my hand and affixed the seals of said Companies this 10th day of August, 2026.

By: _____
Renee C. Llewellyn, Assistant Secretary

LMS-12673 LMIC OCIC WAIC Multi Co 02/24

Not valid for mortgage, note, loan, letter of credit, currency rate, interest rate or residual value guarantees.

For bond and/or Power of Attorney (POA) verification inquiries, please call 610-832-8240 or email HOSUR@libertymutual.com.

EXHIBIT J, STANDARD FORMS

**APPLICATION FOR PAYMENT**

Request No.: ____ Project No.: _____
Purchase Order No.: _____
Project: _____ County Bid No.: _____
From: _____ To: _____ Consultant: _____

CONTRACT PAYMENT SUMMARY

| | | | | |
|---|---|---|---|---|
| Original Contract Amount: | | | | $ - |
| Change Order(s): | | | | $ - |
| Change order summary: | | | | |
| Number | Date Approved | Additive | Deductive | |
| | | | | |
| | | | | |
| | | | | |
| | | | | |
| | | | | |
| | | | | |
| | | | | |
| SUBTOTALS: | | $ - | $ - | |
| Net change order subtotal (Additive less Deductive): | | | | $ - |
| Current Contract Amount (CCA): (Original Amount + Change Order(s)) | | | | $ - |
| | | Previous Status | Total WIP | |
| Value of the Work in Place (WIP) | | $ - | $ - | |
| Value of Stored Materials | | $ - | $ - | |
| Total Earned ($ and % of CCA) | | $ - | $ - | |
| Retainage ($ and % of CCA) | | $ - | $ - | |
| Net Earned (Total earned minus retainage) | | | | $ - |
| TOTAL PREVIOUS PAYMENTS | | | | $ - |
| AMOUNT DUE THIS PAYMENT (Net Earned minus Previous Payments) | | | | $ - |

**CONTRACTOR'S AFFIDAVIT OF NOTICE**

CERTIFICATE: The undersigned CONTRACTOR certifies that all items and amounts shown on this Application for Payment are on account of work performed, materials supplied and/or materials stored on site and paid for by Contractor in accordance with the Contract Documents with due consideration for previous Payment(s), if any, received by the Contractor from the County, and that the Amount Due this Payment shown is now due.

**NOTARY:**

State of Florida, County of _____

Sworn to (or affirmed ) and subscribed before me this _____ day of _____ by

_____
(Name of person giving notice)

_____
(Signature of Notary Public - State of Florida)
Print, Type or Stamp Commissioned Name of Notary Public:

Personally Known ____ or Produced Identification ____
Type of Identification Produced: _____

**CONTRACTOR:**

_____
Name of person authorized to sign Affidavit of Notice

_____
TITLE

Contractor name, address and telephone no.:

_____
_____
_____
_____
_____

VERIFICATION, RECOMMENDATION, CONCURRENCES AND APPROVALS

| | (Signatures) | (Date) |
|---|---|---|
| Quantities verified by: | _____ | _____ |
| Consultant/Engineer: | _____ | _____ |
| Project Management: | _____ | _____ |
| Department Head: | _____ | _____ |
| Payment approved by the Board of County Commissioners: | _____ | _____ |
| Attested to by the Clerk of Circuit Court: | _____ | _____ |

MANATEE COUNTY PROJECT MANAGEMENT FORM PMD-1 REV OCTOBER 2011

| CERTIFICATE OF SUBSTANTIAL COMPLETION (S.C.) | CHECK ONE: | |
|---|---|---|
| | Partial | Total |
| | | |
| Project Title: | Date Submitted: | |
| Contractor Data:<br>Name:<br>Address:<br>City/State/Zip: | Project No:<br>S. C. Date (Proposed) | |

If the "Partial" completion box above is checked, the following description applies to the work for which substantial completion is being sought. Otherwise, the work described in the Contract including approved changes, if any, is certified to be substantially complete:
(Description of the portion of work substantially completed):

(USE CONTINUATION SHEETS IF NECESSARY)

A tentative list of items to be completed or corrected is attached hereto. This list may not be all-inclusive, and the failure to include an item does not alter the Contractor's responsibility to complete all of the contract work in accordance with the Contract Documents. The items in the tentative list shall be completed or corrected by the Contractor within _____ days of substantial completion. The approved substantial completion date is: _____

| Contractor Signature | Date | Engineer's Approval | Date |
|---|---|---|---|
| Printed Name and Title | | Printed Name and Title | |

The Contractor shall be responsible for security, operation, safety, maintenance, HVAC, insurance and warranties in accordance with the Contract. The County will assume the responsibility for paying the cost of electrical power from midnight of the date of Engineer's approval as indicated above.

ATTACH THE INSPECTOR'S FINAL WALKTHROUGH LIST OF DEFICIENCIES.

MANATEE COUNTY PROJECT MANAGEMENT FORM PMD-8 REVISED JANUARY 16, 2008
(Previous versions are obsolete)

## FINAL RECONCILIATION, WARRANTY PERIOD DECLARATION AND CONTRACTOR'S AFFIDAVIT

| Project Title: | Date Submitted: |
|---|---|
| Contractor Data:<br>Name:<br>Address:<br>City/State/Zip: | Project No:<br>Warranty (months): |

This Final Reconciliation is for the work performed for Manatee County by the above named contractor, hereinafter called CONTRACTOR, pursuant to the contract dated _____ as amended, and acts as an addendum thereto.

It is agreed that all quantities and prices in the attached Final Pay Estimate No. _____ are correct and that the amount of $_____ including retainage is due to the CONTRACTOR, that no claims are outstanding as between the parties, and that the above stated sum represents the entirety of monies owed the CONTRACTOR.

It is further agreed that the warranty period for CONTRACTOR'S work pursuant to the Contract is from _____ to _____

As (title) _____ for CONTRACTOR, I have authority to bind said CONTRACTOR, and as such make this final reconciliation, declaration and affidavit for the purpose of inducing Manatee County to make final payment to CONTRACTOR for work done at/upon _____
under said contract:

CONTRACTOR has paid all social security and withholding taxes accrued in connection with the construction project.

CONTRACTOR has paid all workers' compensation and other insurance premiums incurred in connection with this construction project.

CONTRACTOR has paid for all required permits in connection with this construction project.

All laborers, material, men, suppliers, subcontractors and service professionals who worked for and/or supplied materials, equipment and/or services to the CONTRACTOR under this construction contract have been paid in full.

_____
(Affiant Signature)

NOTARY:
State of Florida, County of _____ , Sworn to (or affirmed) and subscribed before me this _____ day of _____ , ____, by _____ ( person giving notice ).

Signature of Notary Public - State of Florida: _____
Print, Type or Stamp Commissioned Name of Notary Public:

Personally Known ☐ or Produced Identification ☐
Type of Identification Produced _____

MANATEE COUNTY PROJECT MANAGEMENT FORM PMD-9 REVISED JULY 23, 2009
(Previous versions are obsolete)

# CONTRACT CHANGE ORDER

(for Total Contract Adjusted Amount Greater than $1,000,000)

**PROJECT:**

**Change Order No.:**

**Contract Amount (Present Value)**

**Project Number:**

| NO. OF ITEM | DESCRIPTION OF ITEM AND CHANGE | DECREASE | INCREASE |
|---|---|---|---|
| | BY EXECUTION OF THIS CHANGE ORDER THE CONTRACTOR AGREES THAT ALL CLAIMS FOR ADDITIONAL CONTRACT TIME AND FEES FOR THE ITEMS IN THIS CHANGE ORDER HAVE BEEN SATISFIED. | | |
| | | **TOTAL DECREASE:** | **TOTAL INCREASE:** |

**Contractor:** _____

**Address:** _____

**City / State:** _____

**Contractor Signature:** _____ Date: _____

THE NET CHANGE OF

ADJUSTS THE CURRENT CONTRACT AMOUNT FROM

TO

____ CALENDAR DAYS ARE ADDED TO THE SCHEDULE WHICH CHANGES THE FINAL COMPLETION DATE TO

MONTH DAY, YEAR

**RECOMMENDATION, CONCURRENCES AND APPROVALS**

| | SIGNATURES | DATE |
|---|---|---|
| **Consultant / Engineer:** | _____ | _____ |
| **Project Manager:** | _____ | _____ |
| **Division Manager:** | _____ **Project Management Division Manager** | _____ |
| **Manatee County Purchasing:** | _____ **Purchasing Official** | _____ |

Authority to execute this contract per Manatee County Code, Chapter 2-26, and per the delegation by the County Administrator effective 1/26/2009

| JUSTIFICATION FOR CHANGE | Change Order No :<br><br>Project Number: |
|---|---|

**1. NECESSITY FOR CHANGE:**

2. Is change an alternate bid? (If yes, explain)

3. Does change substantially alter the physical size of the project? (If yes, explain)

4 Effect of this change on other "Prime" contractors?

5 Has the Surety and insurance company been notified, if applicable? CONTRACTOR RESPONSIBILITY

**APPROVED** in Open Session
9/1/2026
Manatee County Board of County Commissioners

September 1, 2026 - Regular Meeting

## Subject
Execution of Guaranteed Maximum Price (GMP) Addendum No. 3 to Agreement No. 21-R077666CD for Construction Management at Risk Services for Southeast Water Reclamation Facility Rehabilitation, Upgrade and Expansion Project, Patrick Shea, Director Utilities - District 5

**Category**
CONSENT AGENDA

**Briefings**
None

**Contact and/or Presenter Information**
Presenters: Patrick Shea – Director Utilities , Ext. 5389, and Jim Renneberg – Deputy Director, Utilities Department, Ext. 5235

**Action Requested**
Authorization for the Purchasing Official, or designee, to execute Guaranteed Maximum Price (GMP) Addendum No. 3 to Agreement No. 21-R077666CD - Construction Management at Risk Services for Southeast Water Reclamation Facility Rehabilitation, Upgrade and Expansion Project with PCL Construction, Inc., in the not-to-exceed amount of $60,469,107.00 with a construction schedule of 800 calendar days. Budget Amendment Resolution B-26-105/6 approving the funding for this GMP Addendum No. 3 is being brought to the Board of County Commissioners on this same date.

**Enabling/Regulating Authority**
Manatee County Code of Laws

**Applicable Advisory Board**
N/A

**Background Discussion**
The GMP Addendum No. 3 to Agreement No. 21-R077666CD provides for a not-to-exceed amount of $60,469,107.00 for the construction of Phase B for the Southeast Water Reclamation Facility Rehabilitation, Upgrade and Expansion Project to include, but not limited to, a new drainage pond, underground piping, installation of electrical building No. 4 and accommodations for generators including manholes, pump station, new AGS basins, AGS blower building, replacement of aerators, new electrical building No. 4, and generator.

Procurement History

On June 7, 2022, the Board of County Commissioners approved the execution of Agreement No. 21-R077666CD Construction Management at Risk Services for Southeast Water Reclamation Facility Rehabilitation, Upgrade and Expansion Project with PCL Construction, Inc. in the not-to-exceed amount of $944,340.00 for pre-construction services and for the development of a guaranteed maximum price (GMP) and schedule for construction.

On May 28, 2024, the Board of County Commissioners approved the execution of GMP Addendum No. 1 to Agreement No. 21-R077666CD providing for a guaranteed maximum price to be paid to the Construction Manager for all services rendered and all costs and expenses incurred in connection with the early procurement of equipment and materials for construction of the project at a not-to-exceed amount of $12,192,712.00 with a construction schedule of 724 calendar days.

On August 6, 2024, Change Order No. 1 to GMP Addendum No. 1 to Agreement No. 21-R077666CD was executed providing for a deductive change of $9,781,484.46 to allow the County to do Owner Direct Purchases (ODP) of equipment to provide tax savings to the project.

On August 27, 2024, the Board of County Commissioners approved the execution of GMP Addendum No. 2 to Agreement No. 21-R077666CD provides for a guaranteed maximum price to be paid to the Construction Manager for all services rendered and all costs and expenses incurred in connection with the construction of Phase A of the project at a not-to-exceed amount of $45,813,739.00 with a construction schedule of 1028 calendar days.

The GMP Addendum No. 3 to Agreement No. 21-R077666CD provides for a not-to-exceed amount of $60,469,107.00 for the construction of Phase B for the Southeast Water Reclamation Facility Rehabilitation, Upgrade and Expansion Project to include, but not limited to, a new drainage pond, underground piping, installation of electrical building No. 4 and accommodations for generators including manholes, pump station, new AGS basins, AGS blower building, replacement of aerators, new electrical building No. 4, and generator.

**Attorney Review**
Not Reviewed (Utilizes exact document or procedure approved within the last 24 months)

**Instructions to Board Records**
Original to Board Records.

emailed 9/2/2026

Copies of signed Agreement to:
Utilities Department: Daniel Velazquez (Daniel.velazquez@mymanatee.org) and Alyssa Wetzel (alyssa.wetzel@mymanatee.org)

Procurement Division: Jeb Hayter (jeb.hayter@mymanatee.org) / (approvedeagendas@mymanatee.org)

Signed copies of resolutions to budget@mymanatee.org

**Cost and Funds Source Account Number and Name**
$60,469,107.00 - Utility Rates in Project 6106080/ Refer to Budget Amendment B-26-105/6 of the meeting agenda.

**Amount and Frequency of Recurring Costs**
N/A