

ORDINANCE NO. 12-37

AN ORDINANCE OF MANATEE COUNTY, FLORIDA, PROVIDING FOR THE AMENDMENT OF THE CAPITAL IMPROVEMENTS ELEMENT (CIE); PROVIDING FOR AN INTENT AND PURPOSE; UPDATING THE SCHEDULE OF IMPROVEMENTS (TABLE 10-1), FUNDING SOURCES (TABLE 10-2), EXPENDITURE SUMMARY (TABLE 10-3), REVENUES AND EXPENDITURES (TABLE 10-4) AND POTENTIAL REVENUE SOURCES (TABLE 10-5) APPLICABLE TO YEARS 2013 - 2017; PROVIDING FOR SEVERABILITY; AND PROVIDING AN EFFECTIVE DATE.

2013 JAN -8 AM 11:20
DEPARTMENT OF STATE
TALLAHASSEE, FLORIDA

FILED

WHEREAS, Chapter 125, Florida Statutes empowers the Board of County Commissioners of the County of Manatee to prepare and enforce comprehensive plans for the development of the county; and

WHEREAS, the Community Planning Act enacted as House Bill 7207 (the "Act") requires the County to annually update its Capital Improvement Schedule contained in the Capital Improvement Element of its Comprehensive Plan; and

WHEREAS, Ordinance No. 12-37 initiated by Manatee County is a Plan Amendment to update the Capital Improvements Element and the Capital Improvement Schedules contained in Tables 10-1, 10-2, 10-3, 10-4, and 10-5 for years 2013 - 2017 consistent with the process for annual updates to the Capital Improvements Element in Sec. 163.3177(3)(a), Florida Statutes (2012); and

WHEREAS, pursuant to Section 163.3177, Florida Statutes (2012), on December 18, 2012, the Board of County Commissioners of Manatee County, Florida held a public hearing, with due public notice having been provided, to consider adoption of the update to the schedule of capital improvements contained in the Capital Improvements Element to the Comprehensive Plan and accompanying tables; and

WHEREAS, the Board of County Commissioners further considered all oral and written comments received during said public hearings, including appropriate changes to the technical support document as needed; and

WHEREAS, all applicable requirements of general law and local law have been followed, and the proceedings have been conducted pursuant to the Act, and the Plan Format and Administration Section of the Manatee County Comprehensive Plan;

NOW, THEREFORE, BE IT ORDAINED by the Board of County Commissioners of Manatee County that:

Section 1. Purpose and Intent: This Ordinance is enacted to carry out the purpose and intent of, and exercise the authority set out the Community Planning Act

and Chapter 125, Florida Statutes, as amended.

Section 2. Findings: The recitals set forth in the whereas clauses above are true and correct and hereby adopted as findings by the Board for the adoption of this Ordinance.

Section 3. Text Amendment: The Manatee County Comprehensive Plan is hereby amended to adopt the following revisions to the Capital Improvements Element regarding the School Capacity Program as described as follows:

**CIE Annual Update
2013 – 2017**

SCHOOLS

* * *

Policy: 10.2.1.3

Manatee County adopts by reference the School District of Manatee County's ~~2012-2016~~ 2013-2017 School Capacity Program, which is consistent with the Educational Facilities Work Plan adopted by the School Board on September ~~12, 2011~~ 24, 2012.

Capital Improvements Element Tables

A. Capital Improvements Element is hereby amended to delete the existing Tables 10-1, 10-2, 10-3, 10-4, and 10-5 (FY 2012 – 2016) in their entirety and to substitute therefore the new Tables 10-1 through 10-5 (FY2013 – 2017) in their entirety as shown in Exhibit A, a copy of which is attached hereto and made a part of by reference and generally described as follows:

Table 10-1	Schedule of Capital Improvement Projects 2013 - 2017
Table 10-2	General Government – Funding of Capital Improvements 2013 – 2017 Revenue Sources and Amounts
Table 10-3	Enterprise Operations – Funding of Capital Improvements 2013 – 2017 Revenue Sources and Amounts
Table 10-4	Summary of Revenues and Expenditures 2013 – 2017
Table 10-5	Capital Projects Fund – Listing of Potential Revenue Sources

Capital Improvement Project Location Maps

B. The Capital Improvements Element is hereby amended to delete the existing Capital Improvement Project Location Maps 2012 - 2016 in their entirety and to substitute therefore new Capital Improvement Project Location Maps 2013- 2017 in their entirety as shown in Exhibit "B", a copy of which is attached hereto and made a part of

by reference and generally described as follows:

Potable Water – Capital Improvement Element 2013 - 2017

Wastewater – Capital Improvement Element 2013 - 2017

Transportation – Capital Improvement Element 2013 - 2017

Parks - Capital Improvement Element 2013 – 2017

Schools – Capital Improvement Element 2013 – 2017

Section 4. Severability: If any part, section, subsection, or other portion of this Ordinance, or any application thereof to any person or circumstance is declared to be void, unconstitutional, or invalid for any reason, such part, section, subsection, or other portion, or the prescribed application thereof, shall be severable, and the remaining provisions of this Ordinance, and all applications thereof not having been declared void, unconstitutional or invalid, shall remain in full force and effect.

Section 5. Effective Date: This Ordinance shall become effect as provided by law.

PASSED AND DULY ADOPTED, in open session, with a quorum present and voting this 18th day of December, 2012.

**BOARD OF COUNTY COMMISSIONERS OF
MANATEE COUNTY, FLORIDA**

By: _____

John R. Chappie
John R. Chappie, Chairman

ATTEST: R. B. SHORE
Clerk of the Circuit Court

By: _____

Vicki Sessner
Deputy Clerk



Manatee County Table 10-1 / Schedule of Capital Improvement Projects

TABLE 10-1

MANATEE COUNTY GOVERNMENT

SCHEDULE OF CAPITAL IMPROVEMENT PROJECTS, FY 2013-2017

PARKS PROJECTS

Sub Group	Project Description	Limits	Area	Construction Schedule	Prior Year	2013	2014	2015	2016	2017	2013-2017 Total	Total Appropriations
Regional	Bennett Park	Kay Road and Cypress Creek Blvd.	County wide	Const Starts 3 rd qtr FY2014 Complete 4 th qtr FY2014	-	-	154,500 (Impact Fees)	-	-	-	154,500	154,500
Local	Conservatory Park	Conservatory Drive and DeSoto Woods Drive	District C	Const Starts 4 th qtr FY2008 Complete 4 th qtr FY2015	2,057,105	337,000 (Impact Fees)	170,261 (Impact Fees)	31,550 (Impact Fees)			538,811	2,595,916
Local	Fort Hamer Park	1605 Fort Hamer Road	District E	Const Starts FY2011 Complete FY2012	934,378	-	-	450,000 (Impact Fees)	-	-	450,000	1,384,378
Local	Hidden Harbour	Ft. Hamer Rd – East of Proposed Bridge	District E	Const Starts 4 th qtr 2010 Complete 1 st qtr 2017	700,000	967,703 (Impact Fees/ Grant)	209,030 (Impact Fees)	344,399 (Impact Fees)	1,167,619 (Impact Fee)	1,500,000 (Impact Fees)	4,188,751	4,888,751
	TOTAL PARKS PROJECTS				3,691,483	1,304,703	533,791	825,949	1,167,619	1,500,000	5,332,062	9,023,545

TABLE 10-1
MANATEE COUNTY GOVERNMENT
SCHEDULE OF CAPITAL IMPROVEMENT PROJECTS, FY 2013-2017
POTABLE WATER PROJECTS

Sub Group	Project Description	Limits	Area	Activity	Prior Year	2013	2014	2015	2016	2017	2013-2017 Total	Total Appropriations
Supply	North County Wells / Treatment (MARS II)	WTP Buffalo Creek Road	NE Co	Project has been deleted from CIE. Added as a Project of Record	1,031,472	-	-	-	-	-	-	1,031,472
Supply	Fort Hamer Bridge Water Line Crossing	Water main crossing from Fort Hamer Rd Bridge to UMMR Rd - provide secondary water main supply to N Co	NE Co	Const starts 3 rd Qtr FY2014 Complete 3 rd Qtr FY2015	2,670,000	-	1,140,000 (Debt)	1,000,000 (Debt)	-	-	2,140,000	4,810,000
TOTAL POTABLE WATER PROJECTS					3,701,472	-	1,140,000	1,000,000	-	-	2,140,000	5,841,472

Explanation for Removal of Potable Water Project

The North County Wells/Treatment (MARS II) at the Water Treatment Plant at Buffalo Creek site has been rescheduled beyond the five (5) year CIE as there is not enough growth in the North County area to support the project as this time. The project will be added to the Project of Record list. Net decrease of (\$35,911.00) in funding.

TABLE 10-1
MANATEE COUNTY GOVERNMENT
SCHEDULE OF CAPITAL IMPROVEMENT PROJECTS, FY 2013-2017
WASTEWATER PROJECTS

Sub Group	Project Description	Limits	Area	Construction Schedule	Prior Year	2013	2014	2015	2016	2017	2013-2017 Total	Total Appropriations
Coll	Booster Station	44th Ave Et from 65th St Et to 67th Crt E	SE Co	Construction Completed 3rd Quarter FY2012	2,295,293	-	-	-	-	-	-	2,295,293
Coll	Parrish Master Lift Station / Village Force Main	Erie Rd and US 301	NE Co	Construction Starts 1st Quarter FY2018 Completion 1st Quarter FY2020	1,430,850	-	-	-	-	-	-	1,430,850
Collections	Force Main	Tara Blvd from SR 70 South	SE Co	Construction Starts 1st Quarter FY2013 Completion 3rd Quarter FY2014	1,640,000	-	-	-	-	-	-	1,640,000
Treat-ment	Deep Injection Well	Buffalo Creek Golf Course and Erie Road	NE Co	Construction starts 3rd quarter of FY2014. Completion 2nd Quarter of FY2016	3,020,000	-	2,800,000 (Debt)	-	-	-	2,800,000	5,820,000
Treat-ment	NWRF Plant Expansion, Phase I	Buffalo Creek Golf Course and Erie Road	NE Co	Construction Started 4th Quarter FY2011 Completion 4th Quarter of 2013	7,060,000	-	-	-	-	-	-	7,060,000
Treat-ment	NWRF Plant Expansion, Phase II	Buffalo Creek Golf Course and Erie Road	NE Co	Project Has Been Deleted from CIE. Added as a Project of Record	-	-	-	-	-	-	-	-
TOTAL WASTEWATER PROJECTS					15,446,143	-	2,800,000	-	-	-	2,800,000	18,246,143

Explanation for Removal of Waste Water Project

The Parrish Master Lift Station/Village Force Main project has been rescheduled beyond the five (5) year CIE relative to corresponding future sewer system demand and requirements. Net decrease of (\$6,300,000) in funding.

The NWRP Plant Expansion Phase II has been deleted because there is not enough growth in the North County area to support the project as this time. The project will be added to the Project of Record list for future consideration. Net decrease of (\$15,000) in funding.

TABLE 10-1
MANATEE COUNTY GOVERNMENT
SCHEDULE OF CAPITAL IMPROVEMENT PROJECTS, FY 2013-2017
TRANSPORTATION PROJECTS

Sub Group	Project Name	Limits	Area	Project Description	Construction Schedule	Prior Year	2013	2014	2015	2016	2017	2013-2017 Total	Total Appropriations
Thoroughfare	9th St E	53rd Ave E to 57th Ave E	SW Co	4 Lanes	Constr. Starts 4 th Qtr FY 2012 Completion 1 st Qtr FY 2014	8,833,282	-	-	-	-	-	-	8,833,202
Thoroughfare	44th Ave E	1st St E to 15th St E	SW Co	3 Lanes	Constr. starts 3 rd Qtr FY 2013 Completion 4 th Qtr FY 2015	12,594,983	-	-	-	-	-	-	12,594,983
Thoroughfare	44th Ave E	15th St E to 19th St E	SW Co	4 Lanes Divided	Constr. Starts 4 th Qtr FY 2013 Completion 4 th Qtr FY 2015	8,040,500	-	-	-	-	-	-	8,040,500
Thoroughfare	44th Ave E	19th St E to 30th St E	SW/SE Co	4 Lanes Divided	Constr. Starts 1st Qtr FY 2014 Completion 4 th Qtr FY 2015	10,475,000	-	6,700,000 (Impact Fees)	-	-	-	6,700,000	17,175,000
Thoroughfare	44th Ave E	30th St E to 45th St E	SE Co	4 Lanes Divided	Constr. Starts 1st Qtr FY 2015 Completion 3rd Qtr FY 2016	8,650,000	-	-	3,100,000 (Impact Fees) 1,600,000 (Fed-State Revenues and Grants)	2,000,000 (Impact Fees)	-	6,700,000	15,350,000
Thoroughfare	45th St E	44th Ave E to SR70	SE Co	4 Lanes Divided	Constr. Starts 1st Qtr FY 2015 Completion 4 th Qtr FY 2017	-	1,000,000 (Impact Fees)	1,000,000 (Gas Tax)	1,000,000 (Gas Tax) 1,000,000 (Impact Fees)	783,746 (Gas Tax) 3,816,254 (Impact Fees)	3,000,000 (Impact Fees)	11,600,000	11,600,000

TABLE 10-1
MANATEE COUNTY GOVERNMENT
SCHEDULE OF CAPITAL IMPROVEMENT PROJECTS, FY 2013-2017
TRANSPORTATION PROJECTS

Sub Group	Project Name	Limits	Area	Project Description	Construction Schedule	Prior Year	2013	2014	2015	2016	2017	2013-2017 Total	Total Appropriations
Intersection	SR 70	SR70 at Lockwood Ridge Road	SE Co	additional turn lanes & signalization	Constr. Starts 1st Qtr FY2015 Completion 2nd Qtr FY 2015	250,000	750,000 (Impact Fees)	2,080,000 (Impact Fees)		-		2,830,000	3,080,000
Thoroughfare	El Conquistador Pkway	El Conquistador Pkway Ext	SW Co	Roadway Extension	Project Completed 4th Qtr of FY 2012	2,907,766	-	-	-	-	-	-	2,907,766
Intersection	Ellenton Gillette Rd at Mendoza Rd	Ellenton Gillette Rd at Mendoza Rd	NW Co	additional turn lanes & signalization	Constr. Starts 1st Qtr FY 2017 Completion 4th Qtr FY 2017	-	-	-	-	200,000 (Impact Fees)	1,300,000 (Impact Fees)	1,500,000	1,500,000
Intersection	Erie Rd at 69th St E Intersection	Erie Rd at 69th St E	NE Co	additional turn lanes & signalization	Constr. Starts 1st Qtr FY 2013 Completion 1st Qtr FY 2014	4,288,397	-	-	-	-	-	-	4,288,397
Thoroughfare	Fort Hamer/UMMR Rd Bridge	UMMR Rd from River Crossing to Fort Hamer Rd	NE/SE Co	Bridge	Constr. Starts 4th Qtr FY 2013 Completion 1st Qtr FY 2016	10,373,909		14,715,000 (Impact Fees)	4,905,000 (Impact Fees)	-		19,620,000	29,993,909
Thoroughfare	US301	US301 at CR675 to Moccasin Wallow Rd	NE Co	4 Lanes	Constr. Starts 4th Qtr FY2014 Completion 1st Qtr FY 2016	-	-	1,373,002	-	-	-	1,373,002	1,373,002

TABLE 10-1
MANATEE COUNTY GOVERNMENT
SCHEDULE OF CAPITAL IMPROVEMENT PROJECTS, FY 2013-2017
TRANSPORTATION PROJECTS

Sub Group	Project Name	Limits	Area	Project Description	Construction Schedule	Prior Year	2013	2014	2015	2016	2017	2013-2017 Total	Total Appropriations
Inter section	US301 at Fort Hamer Road Intersection	US301 at Fort Hamer Road	NE Co	expansion, additional turn lanes & signalization	Constr. Starts 4th Qtr FY 2012 Completion 4th Qtr FY 2014	1,600,000	-	-	-	-	-	-	1,600,000
Inter section	US301	US301 at Ellenton Gillette Road	NE Co	expansion, additional turn lanes & signalization	Constr. Starts 1st Qtr FY2017 Completion 1st Qtr FY 2018	-	-	-	150,000 (Impact Fees)	156,623 (Gas Tax) 843,377 (Impact Fees)	1,550,000 (Impact Fees)	2,700,000	2,700,000
TOTAL TRANSPORTATION PROJECTS						68,013,837	1,750,000	25,868,002	11,755,000	7,800,000	5,850,000	53,023,002	121,036,839

TABLE 10-1
SCHOOL DISTRICT OF MANATEE COUNTY
SCHEDULE OF CAPITAL IMPROVEMENT PROJECTS, FY 2013-2017

Project Name	Construction Activity	Stud Stat	Const Schedule	Prior Years	2012/ 2013	2013/ 2014	2014/ 2015	2015/ 2016	2016/ 2017	2013-2017 total	Total Appropriations
Manatee High School	David Building Classroom Replacement	52	Completed in FY2011	22,336,283	783,433	-	-	-	-	783,433	23,119,716
Manatee Technical School Institute	New School	-	Construction will be completed in Dec, 2012	44,631,969	16,300,964	-	-	-	-	16,300,964	60,932,933
Palmetto Elem	Replacement School	180	Completed in FY 2010	20,031,359	112,555	-	-	-	-	112,555	20,143,914
Palmetto High School	Classroom Additions	456	Completed in FY2010	11,310,984	57,185	-	-	-	-	57,185	11,368,169
TOTAL				54,411,264	43,899,332	-	-	-	-	43,899,332	98,310,596

TRANSIT PROJECTS

There were no projects in the 2012-2016 CIE and no projects are proposed to be added in the 2013 – 2017 CIE.

STORMWATER PROJECTS

There were no projects in the 2012 – 2016 CIE and no projects are proposed to be added in the 2013 – 2017 CIE.

SOLID WASTE PROJECTS

There were no projects in the 2012 – 2016 CIE and no projects are proposed to be added in the 2013 – 2017 CIE.

Manatee County Table 10-2 / Funding Sources of Capital Improvements

TABLE 10-2

GENERAL GOVERNMENT

FUNDING OF CAPITAL IMPROVEMENTS, FY2013-2017

MANATEE COUNTY, FLORIDA

	PARKS	MAJOR ROADS	TOTAL
EXISTING REVENUE ALTERNATIVES			
Ad Valorem Taxes	0	0	0
Park Impact Fees	5,332,062	0	5,332,062
Road Impact Fees	0	48,332,633	48,332,633
Gas Taxes	0	3,090,369	3,090,369
Tourist Development Tax	0	0	0
Intergovernmental Transfers	0	0	0
Grants	0	1,600,000	1,600,000
Developer Contributions	0		
TOTAL	5,332,062	53,023,002	58,355,064

TABLE 10-2

ENTERPRISE OPERATIONS

FUNDING OF CAPITAL IMPROVEMENTS, FY2012-2016

MANATEE COUNTY, FLORIDA

	POTABLE WATER	WASTEWATER	TOTAL
EXISTING REVENUE ALTERNATIVES			
Charges and sales (rates)	2,140,000	2,800,000	4,940,000
Sanitary Sewer Facilities Investment Fees	-	-	-
Water Facilities Investment Fees	-	-	-
Grants	-	-	-
EXISTING FINANCE ALTERNATIVES			
Revenue Bonds (Deobligation)	-	-	-
State Revolving Loan Fund	-	-	-
TOTAL	2,140,000	2,800,000	4,940,000

Manatee County Table 10-3 / Expenditure Summary by Category

TABLE 10-3
FIVE-YEAR SCHEDULE OF CAPITAL IMPROVEMENTS
SUMMARY BY FUNCTIONAL CATEGORY
MANATEE COUNTY, FLORIDA

CATEGORY	FY2013	FY2014	FY2015	FY2016	FY2017	TOTAL
Potable Water	0	1,140,000	1,000,000	0	0	2,140,000
Wastewater	0	2,800,000	0	0	0	2,800,000
Transportation	1,750,000	25,868,002	11,755,000	7,800,000	5,850,000	53,023,002
Parks	1,304,703	533,791	825,949	1,167,619	1,500,000	5,332,062
TOTAL	3,054,703	30,341,793	13,580,949	8,967,619	7,350,000	63,295,064

TABLE 10-3
FIVE-YEAR SCHEDULE OF CAPITAL IMPROVEMENTS
SUMMARY BY REVENUE SOURCE
MANATEE COUNTY, FLORIDA

	FY2013	FY2014	FY2015	FY2016	FY2017	TOTAL
Charges and sales (rates)	0	3,940,000	1,000,000	0	0	4,940,000
Sanitary Sewer Facilities Investment Fees	0	0	0	0	0	0
Water Facilities Investment Fees	0	0	0	0	0	0
Road Impact Fees	1,750,000	23,268,002	10,605,000	6,859,631	5,850,000	48,332,633
Gas Taxes	0	1,000,000	1,150,000	940,369	0	3,090,369
Parks Impact Fees	1,304,703	533,791	825,949	1,167,619	1,500,000	5,332,062
Grants	0	1,600,000	0	0	0	1,600,000
Developer Contributions	0	0	0	0	0	0
Intergovernmental Transfers	0	0	0	0	0	0
TOTAL	3,054,703	30,341,793	13,580,949	8,967,619	7,350,000	63,295,064

Manatee County Table 10-4 / Summary by Revenues and Expenditures for Projects

TABLE 10-4							
SUMMARY OF REVENUES AND EXPENDITURES FOR CAPITAL PROJECTS							
FY 2013-2017							
MANATEE COUNTY, FLORIDA							
		2013	2014	2015	2016	2017	2013-2017 TOTAL
GENERAL GOVERNMENT							
PARKS							
	Revenues	1,304,703	533,791	825,949	1,167,619	1,500,000	5,332,062
	Expenditures	1,304,703	533,791	825,949	1,167,619	1,500,000	5,332,062
	Surplus/(Deficit)	-					
Major Roads*							
	Revenues	1,750,000	25,868,002	11,755,000	7,800,000	5,850,000	53,023,002
	Expenditures	1,750,000	25,868,002	11,755,000	7,800,000	5,850,000	53,023,002
	Surplus/(Deficit)	-		-	-	-	-
ENTERPRISE OPERATIONS							
POTABLE WATER							
	Revenues	-	1,140,000	1,000,000	-	-	2,140,000
	Expenditures	-	1,140,000	1,000,000	-	-	2,140,000
	Surplus/(Deficit)	-		-	-	-	-
WASTEWATER							
	Revenues	-	2,800,000	-	-	-	2,800,000
	Expenditures	-	2,800,000	-	-	-	2,800,000
	Surplus/(Deficit)	-	-	-	-	-	-
TOTAL SUMMARY OF REVENUES		3,054,703	30,341,793	13,580,949	8,967,619	7,350,000	63,295,064
* Includes only Manatee County Roadways							

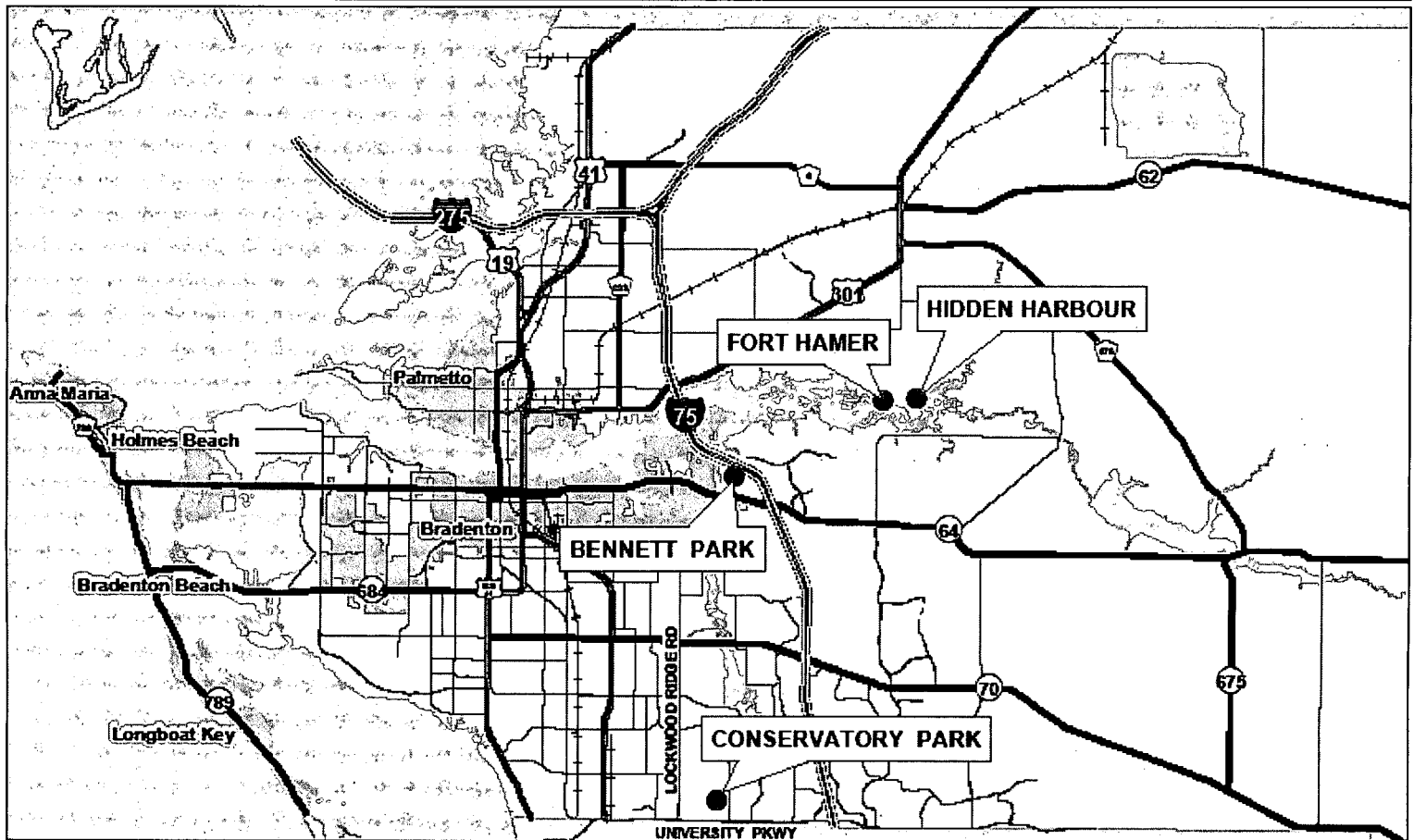
Manatee County Table 10-5 / List of Potential Revenue Sources

TABLE 10-5
CAPITAL PROJECTS FUND
LISTING OF POTENTIAL REVENUE SOURCES
MANATEE COUNTY, FLORIDA

PUBLIC FACILITY	ALTERNATIVE REVENUE SOURCES
Parks	Park Impact Fees
	Various Recreational User Fees
	General Obligation Bonds
	Revenue Bonds
	Voter-Approved 1 Cent Local Option Sales Tax
	Intergovernmental Transfers
	Ad Valorem Revenues
Major Roads/Bridges/ Intersections	Road Impact Fees
	General Obligation Bonds
	Revenue Bonds
	Voter-Approved 1 Cent Local Option Sales Tax
	Additional Local Option Gas Taxes via Metropolitan Transportation Authority or Authorized by State
	Ad Valorem Revenues
	Proportionate Fair Share Mitigation
Other General Government (Public Buildings & Correctional/Judicial Facilities)	Voter-Approved 1 Cent Local Option Sales Tax
	General Obligation Bonds
	Revenue Bonds
	Judicial Impact Fees
	Intergovernmental Transfers
	Ad Valorem Revenues

Exhibit B - Project Location Maps

Capital Improvements Element 2013 - 2017 - Park & Recreation



- Parks
- Municipalities

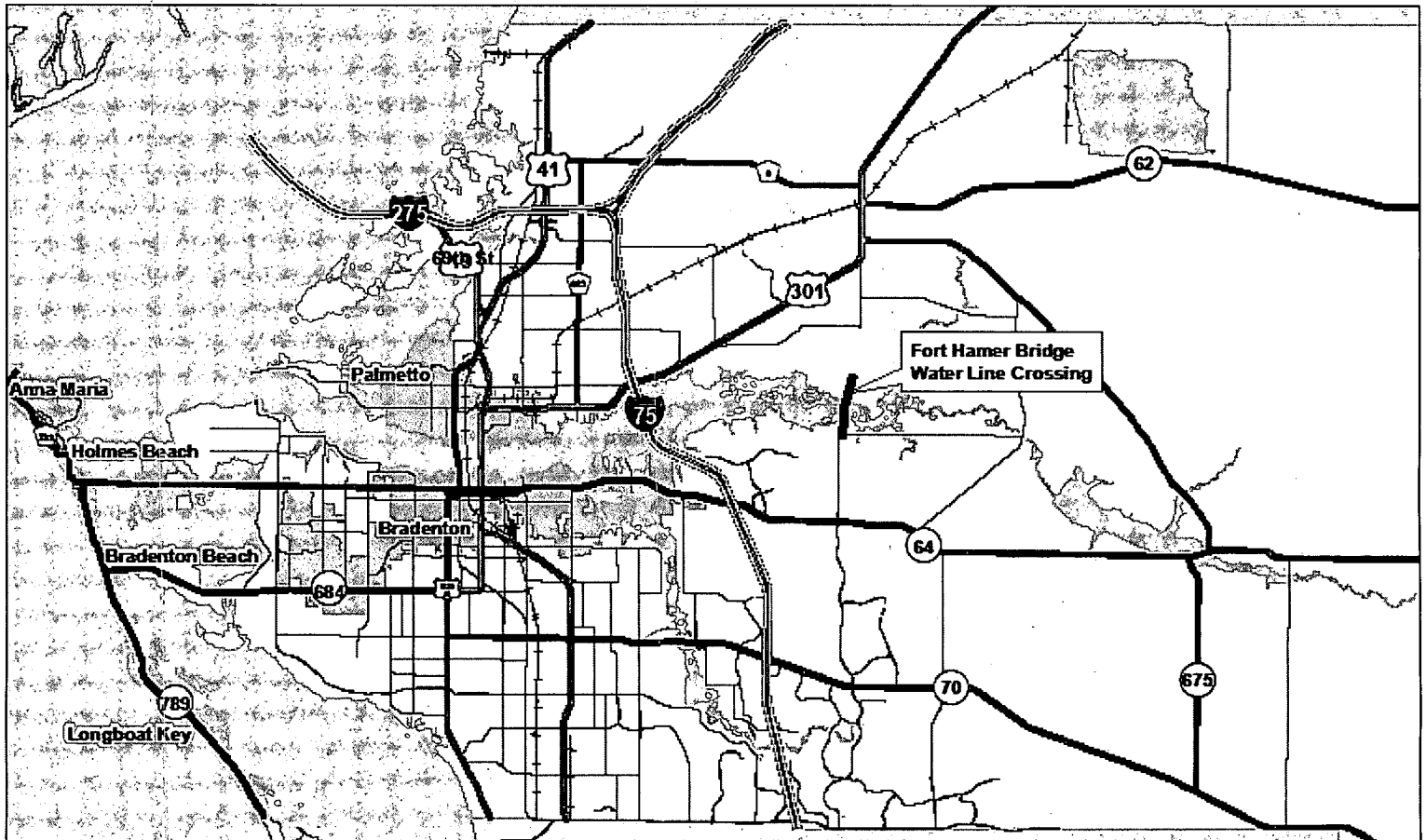
0 1 2 3
Miles



Map data was derived from the National Geographic Information System (NGIS) and provided for general information only. It is not intended to be used for any other purpose and is not a substitute for a professional survey or map.

Map Author: staff
Created Date: 11/02/03
Map Document Name: C:\Planning\Bentley\GIS Projects

Capital Improvements Element 2013 - 2017 - Potable Water



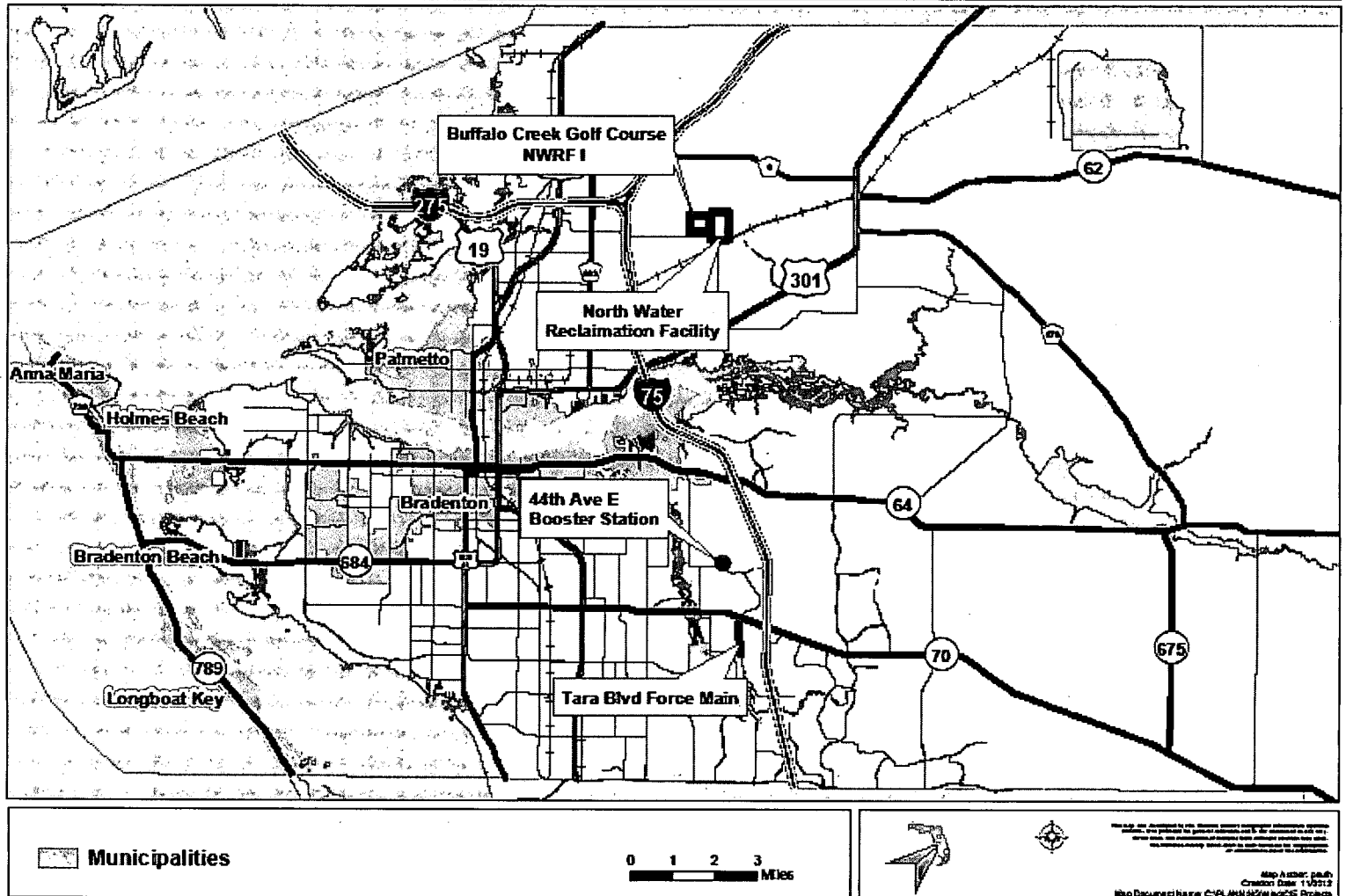
 Municipalities



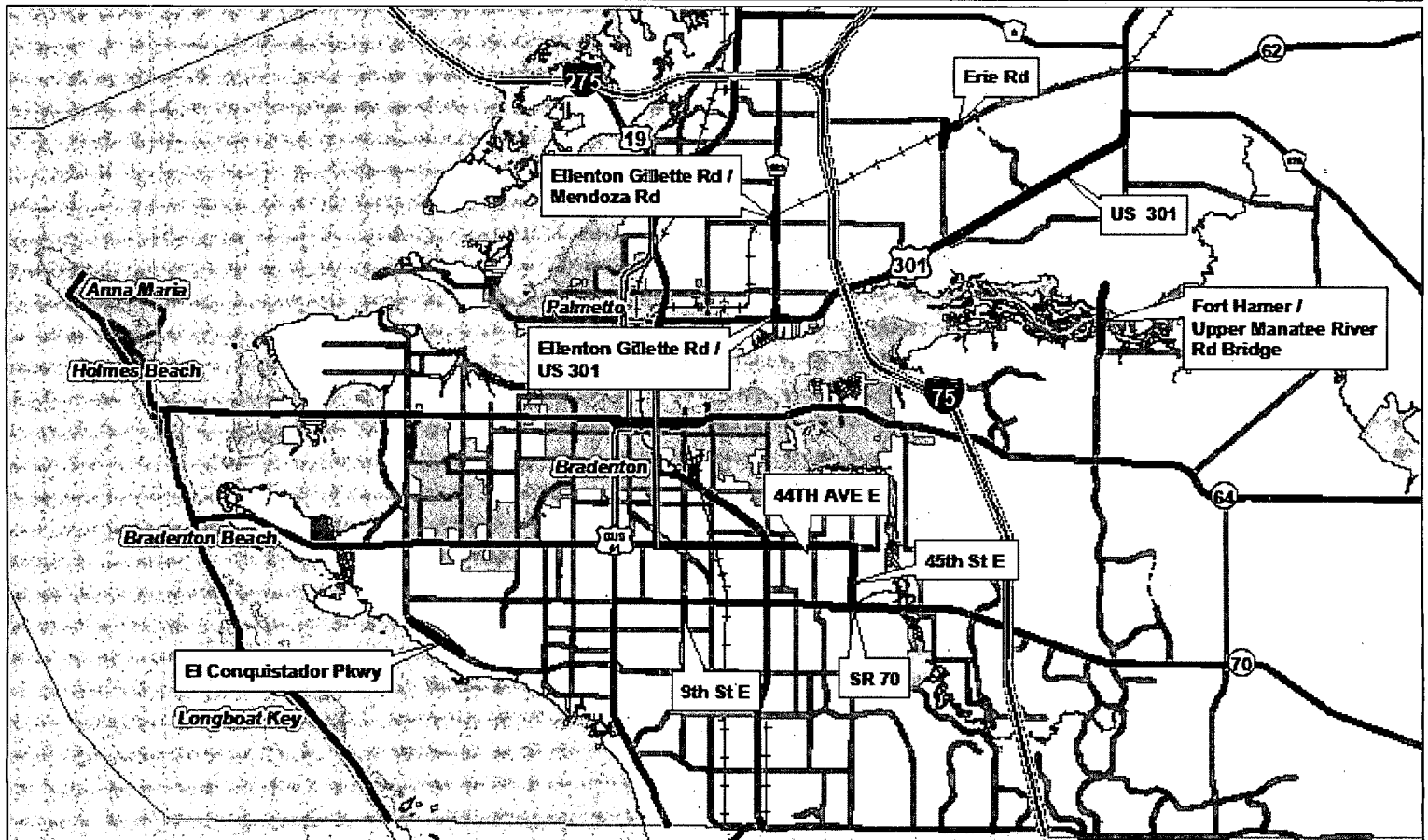
0 1 2 3 Miles

This map was prepared by the City of Bradenton, Florida, and is intended to provide information only. It is not a legal document and should not be used for legal purposes. The City of Bradenton, Florida, is not responsible for any errors or omissions in this map.

Capital Improvements Element 2013 - 2017 - Wastewater



Capital Improvements Element 2013 - 2017 - Transportation

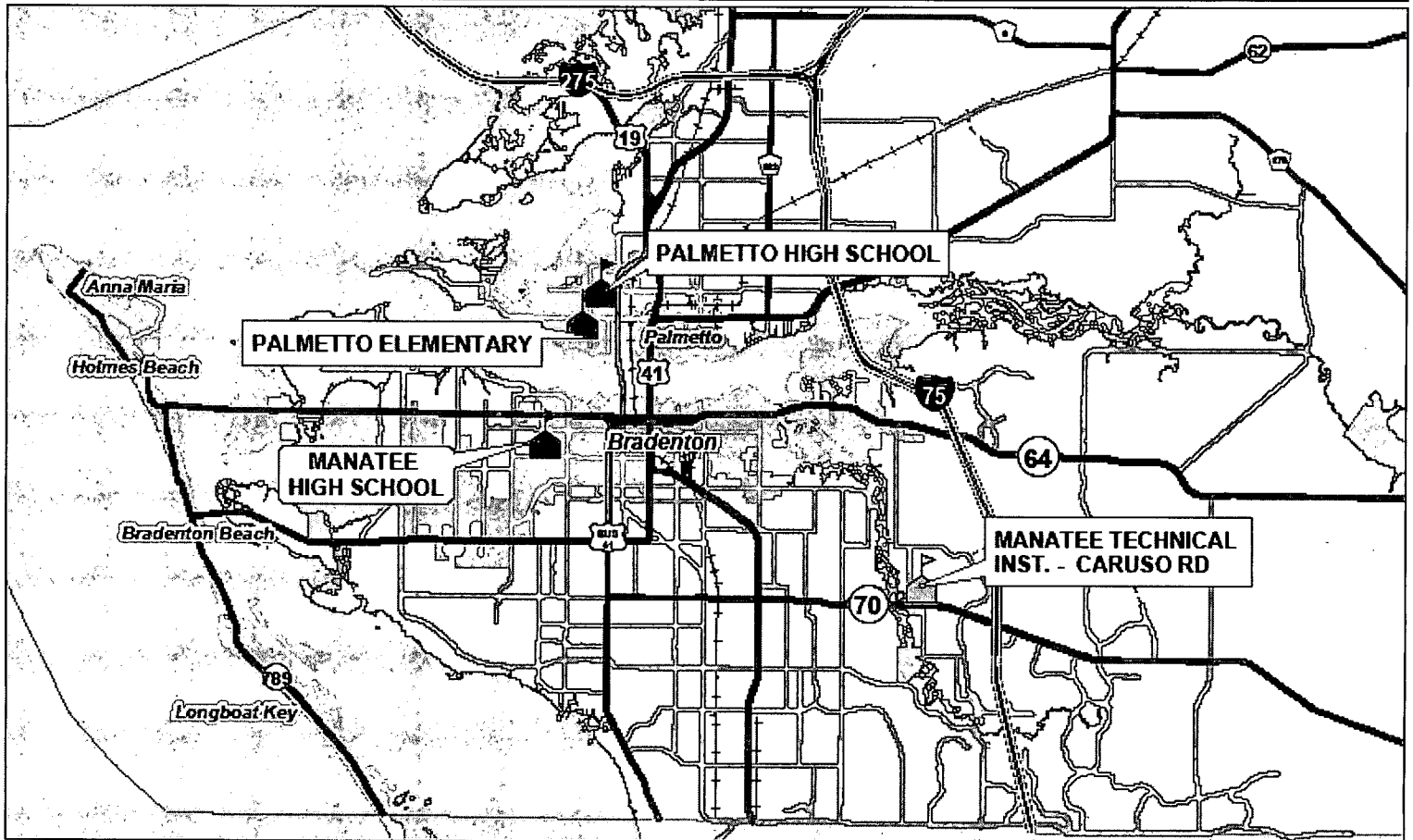





 Municipalities



0 1 2 3
Miles

Capital Improvements Element 2013 - 2017 - Schools



-  NEW SCHOOL
-  REPLACEMENT SCHOOL
-  ADDITIONS TO EXISTING SCHOOLS

-  Municipalities
-  Roads

Map Author: pacb
Creation Date: 11/2012
Map Document Name: C:\PLAN\NOI\MOB\CE Projects



0 1 2 3 Miles



STATE OF FLORIDA, COUNTY OF MANATEE
This is to certify that the foregoing is a true and correct copy of the documents on file in my office.
Witness my hand and official seal this 3 day of January, 2013.
R.B. SHORE
Clerk of Circuit Court
By: Vicki L. Parnell D.C.



FLORIDA DEPARTMENT of STATE

RICK SCOTT
Governor

KEN DETZNER
Secretary of State

January 8, 2013

RECEIVED
JAN 14 2013
BOARD RECORDS

Honorable R. B. "Chips" Shore
Clerk of the Circuit Court
Manatee County
Post Office Box 25400
Bradenton, Florida 34206

Attention: Vicki Jarratt, Deputy Clerk

Dear Mr. Shore:

Pursuant to the provisions of Section 125.66, Florida Statutes, this will acknowledge receipt of your letter dated January 3, 2013 and certified copy of Manatee County Ordinance No. 12-37 which was filed in this office on January 8, 2013.

As requested, one date stamped copy of this ordinance is being returned for your records.

Sincerely,

A handwritten signature in cursive script that reads "Liz Cloud".

Liz Cloud
Program Administrator

LC/elr

Enclosure